

## **Materia medica, for physicians and students / by John B. Biddle.**

### **Contributors**

Biddle, Clement, 1854-1933.  
Biddle, John B. 1815-1879.  
Royal College of Physicians of Edinburgh

### **Publication/Creation**

Philadelphia : P. Blakiston, 1883.

### **Persistent URL**

<https://wellcomecollection.org/works/gr29mp4t>

### **Provider**

Royal College of Physicians Edinburgh

### **License and attribution**


This material has been provided by This material has been provided by the Royal College of Physicians of Edinburgh. The original may be consulted at the Royal College of Physicians of Edinburgh. where the originals may be consulted.

This work has been identified as being free of known restrictions under copyright law, including all related and neighbouring rights and is being made available under the Creative Commons, Public Domain Mark.

You can copy, modify, distribute and perform the work, even for commercial purposes, without asking permission.

**wellcome  
collection**

Wellcome Collection  
183 Euston Road  
London NW1 2BE UK  
T +44 (0)20 7611 8722  
E [library@wellcomecollection.org](mailto:library@wellcomecollection.org)  
<https://wellcomecollection.org>




Fc 4625



20/-


Fe 46.25

R52324





BIDDLE'S  
MATERIA MEDICA.



# MATERIA MEDICA,

FOR

PHYSICIANS AND STUDENTS.

BY

JOHN B. BIDDLE, M.D.,

LATE PROFESSOR OF MATERIA MEDICA AND GENERAL THERAPEUTICS IN THE JEFFERSON  
MEDICAL COLLEGE, PHILADELPHIA.

NINTH EDITION,

REVISED, REWRITTEN AND ENLARGED,

IN ACCORDANCE WITH THE SIXTH REVISION OF

The U. S. Pharmacopœia,

BY

CLEMENT BIDDLE, M.D., U. S. N.

WITH NUMEROUS ILLUSTRATIONS.



---

PHILADELPHIA:  
P. BLAKISTON, SON & CO.,

No. 1012 WALNUT STREET.

1883.

MATERIA MEDICA

202

PHYSICIANS AND STUDENTS

BY

JOHN B. RIDDLE, M.D.

LECTURE ON MATERIA MEDICA AND GENERAL THERAPEUTICS IN THE UNIVERSITY OF PENNSYLVANIA, PHILADELPHIA.

NINTH EDITION

Entered, according to Act of Congress, in the year 1883,

BY P. BLAKISTON, SON & CO.,

In the Office of the Librarian of Congress, at Washington.

The U. S. Pharmacopoeia

BY

CLEMENT RIDDLE, M.D. U.S.N.

WITH NUMEROUS ILLUSTRATIONS

PHILADELPHIA

P. BLAKISTON, SON & CO.

No. 1011 Walnut Street

1883

# PREFACE

TO THE NINTH EDITION.

---

THE exhaustion of the reprint of the eighth edition of Biddle's *Materia Medica* has rendered necessary the preparation of a new edition, and this I have undertaken, not without grave doubts as to my fitness for the task.

In preparing this, a number of changes have been made, the majority of the articles rewritten, a chapter on the metric system inserted, a considerable portion of the botanical and pharmaceutical details altered, curtailed or omitted, and several new remedies added to the contents. The additions are—*Duboisia*, *Homotropine*, *Hamamelis*, *Extract of Malt*, *Pulsatilla*, *Phytolacca*, *Staphisagria*, *Ustilago*, *Viburnum*, *Grindelia*, *Sumbul*, *Apomorpha hydrochlorate*, *Viola tricolor*, *Magnesia ponderosa*, *Elaterin*, *Menispermum*, *Calendula*, *Triticum*, *Quillaia*, *Oil of Santal*, *Auric and Sodium Chloride*, the *Salicylates*; *Boric Acid*; *Thymol*, *Sapo viridis*, *Chrysarobin*, *Petrolatum*, *Oleic Acid*, etc., etc. A number of unimportant remedies, as the *Gum rivale*, and the chapter on *Pneumatic Aspiration*, have been left out of this edition.

The classification of medicines has been rearranged, Calabar Bean, Conium, Cocculus Indicus and Woorara being placed with Spinants, and the Bromides with Narcotics. In the previous editions the former were treated of under Narcotics, and the latter under Alteratives. To topical agents an order has been added, viz., Antiseptics, and with it Potassium Permanganate, Aqua Chlori, Calx Chlorata, Liquor Sodæ Chloratæ, Bromine, Iodine, Carbohc Acid, Creasote, Salicylic Acid, the Salicylates, Boracic Acid, Borax, Benzoic Acid, Sodium and Ammonium Benzoates and Thymol have been placed.

The most important alteration in this edition consists in changing the consideration of the action of medicines from the empirical to the physiological plan. In studying the action of a drug on the economy, the following method has been adopted, viz., local action, the nervous system (brain, spinal cord and nerves), circulation, respiration, temperature, secretions (salivary, intestinal and urinary), and mode of elimination.

The new chemistry has been followed, and all formulæ, etc., not agreeing with it have been altered. It has been deemed more correct, in giving the name of a salt, to omit the word "of;" for instance, Carbonate of Sodium reads Sodium Carbonate, and other salts the same way. Similar alterations have been made in the organic salts, Sulphate of Quinia reading Quinia Sulphate, etc.

All the important changes which have been made in the sixth decennial revision of the U. S. Pharmacopœia have been incorporated. At the end of the work the editor has added, in an appendix, some notes on the

Chinese Materia Medica as compared with that of the U. S. P.

The editor takes pleasure in renewing the dedication, as in former editions, to the gentlemen in attendance upon the various medical schools in North America.

In concluding I must state that much of whatever credit may be due for the revision of this work belongs to Dr. Henry Morris, inasmuch as the editor, over whose name the revision appears, was ordered to duty on the Asiatic station before a third of the work had been completed. The editor was, therefore, only able to sketch the plan of revision for the balance, which he had proposed adopting, and to turn over the carrying out of this plan to Dr. Morris.

CLEMENT BIDDLE.

PHILADELPHIA, *May* 1, 1883.

# PREFACE

TO THE EIGHTH EDITION.

---

THE exhaustion of the seventh edition of the *Materia Medica*, within little more than a year since it was issued, having rendered necessary the publication of a new edition, it has been carefully revised, much of it has been recast and even rewritten, and many new articles have been added. The author trusts that it will be found to have kept pace with the progress of pharmacological science, and to contain all important recent contributions to the various departments of pharmacology.

The illustrations of the book comprise, as in previous editions, representations of most of the important indigenous and naturalized plants, as well as diagrams of instruments employed in the atomization of liquids, in the new operation of pneumatic aspiration, in the transfusion of blood, and in the recently-introduced pneumatic method in the treatment of thoracic diseases.

The author has aimed in this, as in previous editions, to present a succinct account of the articles of the *Materia Medica* in general use in the United States, and discussed in the courses of lectures delivered upon the subject, to which he trusts the work will be found, as heretofore, to furnish a suitable text-book. He takes pleasure in renewing his dedication of it to the gentlemen in attendance upon the various medical schools in North America.

# CONTENTS.

---

	PAGE
REMEDIES—Definition of, . . . . .	17
Division of, . . . . .	17

## PART I.

### MECHANICAL REMEDIES.

General Bloodletting, . . . . .	17
Leeches and Cups, . . . . .	18
Scarifications, . . . . .	19
Setons and Issues, . . . . .	19
Bandages, Frictions, Acupuncture, . . . . .	19
Baunscheidtismus, . . . . .	20
Pneumatic Aspiration, . . . . .	20

## PART II.

### IMPONDERABLE REMEDIES.

Light, . . . . .	23
Heat, . . . . .	23
Cold, . . . . .	24
Electricity, . . . . .	25

## PART III.

### PHARMACOLOGICAL REMEDIES, OR MEDICINES.

MEDICINES—Definition of, . . . . .	28
Modus Operandi of, . . . . .	29
Circumstances which modify the Effects of, . . . . .	30
Forms in which they are used, . . . . .	31
Solids, . . . . .	31
Liquids, . . . . .	33
Semi-solids, . . . . .	38
Gases and Vapours, . . . . .	40
Weights and Measures, . . . . .	40
Effects of Age, Sex, Temperament, Idiosyncrasy, Habit, Disease, etc., upon, . . . . .	44
Parts to which Medicines are applied, . . . . .	45
To the Skin, . . . . .	45

	PAGE
The Hypodermic method, . . . . .	46
To Mucous Membranes, . . . . .	47
Atomization, . . . . .	48
To Serous Membranes, . . . . .	50
To Ulcers, Wounds, Abscesses, etc., . . . . .	50
Transfusion of Blood, . . . . .	51
Classification of Medicines, . . . . .	53
CLASS I.—NEUROTICS, . . . . .	54
Order I. Narcotics, . . . . .	54
Opium, . . . . .	54
Chloral, . . . . .	65
Croton-chloral hydrate, . . . . .	67
Potassii Bromidum (Potassium Bromide), . . . . .	67
Ammonii Bromidum (Ammonium Bromide), . . . . .	71
Sodii Bromidum (Sodium Bromide), . . . . .	72
Lithii Bromidum (Lithium Bromide), . . . . .	72
Calcii Bromidum (Calcium Bromide), . . . . .	72
Lactucarium, . . . . .	72
Belladonna, . . . . .	73
Stramonium, . . . . .	77
Hyoscyamus, . . . . .	79
Tabacum (Tobacco), . . . . .	81
Duboisia, . . . . .	83
Lobelia, . . . . .	83
Aconitum (Aconite), . . . . .	85
Cannabis Americana, . . . . .	88
Cannabis Indica, . . . . .	88
Humulus (Hops), . . . . .	89
Dulcamara (Bittersweet), . . . . .	91
Acidum Hydrocyanicum Dilutum (Diluted Hydrocyanic Acid), . . . . .	92
Potassii Cyanidum (Potassium Cyanide), . . . . .	95
Oleum Amygdalæ Amaræ (Oil of Bitter Almond), . . . . .	96
Camphora (Camphor), . . . . .	96
Order II. Ethereal Anæsthetics, . . . . .	99
Æther (Ether), . . . . .	100
Chloroformum (Chloroform), . . . . .	103
Rhigolene, . . . . .	106
Methylene Bichloride, . . . . .	106
Methylic Ether, . . . . .	107
Compounds of Amyl, . . . . .	107
Tetrachloride of Carbon, . . . . .	108
Nitrous Oxide, . . . . .	108
Order III. Antispasmodics, . . . . .	109
Asafœtida (Asafetida), . . . . .	110

	PAGE
Galbanum, . . . . .	111
Ammoniacum (Ammoniac), . . . . .	112
Valeriana (Valerian), . . . . .	112
Acidum Valerianicum (Valerianic Acid), . . . . .	113
Ammonii Valerianas (Ammonium Valerianate), . . . . .	113
Cypripedium, . . . . .	114
Scutellaria (Skullcap), . . . . .	114
Dracontium (Skunk Cabbage), . . . . .	114
Thea (Tea), . . . . .	115
Coffea (Coffee), . . . . .	115
Theobroma (Chocolate), . . . . .	116
Erythroxyton Coca (Coca), . . . . .	116
Paullinia (Guarana), . . . . .	116
Mate, . . . . .	116
Moschus (Musk), . . . . .	117
Oleum Succini Rectificatum (Rectified Oil of Amber), . . . . .	118
Oleum Æthereum (Ethereal Oil), . . . . .	118
Spiritus Ætheris Compositus (Compound Spirit of Ether), . . . . .	119
Order IV. Tonics, . . . . .	119
Vegetable Tonics, . . . . .	120
Simple Bitters, . . . . .	121
Quassia, . . . . .	121
Simaruba, . . . . .	121
Coptis (Goldthread), . . . . .	122
Gentiana (Gentian), . . . . .	123
Fraseria (American Columbo), . . . . .	124
Sabbatia, . . . . .	124
Calumba (Columbo), . . . . .	125
Chirata, . . . . .	126
Aromatic Bitters, . . . . .	126
Serpentaria, . . . . .	126
Anthemis (Chamomile), . . . . .	128
Cotula (Mayweed), . . . . .	129
Matricaria (German Chamomile), . . . . .	129
Eupatorium (Thoroughwort), . . . . .	129
Absinthium (Wormwood), . . . . .	130
Magnolia, . . . . .	131
Liriodendron (Tulip-tree Bark), . . . . .	131
Angustura, . . . . .	131
Cascarilla, . . . . .	132
Canella, . . . . .	133
Achillea (Yarrow), . . . . .	133
Astringent Bitters, . . . . .	133
Cinchona, . . . . .	133
Quiniæ Sulphas (Quinia Sulphate), . . . . .	141

	PAGE
Quiniæ Bisulphas (Quinine Bisulphate), . . . . .	142
Quiniæ Valerianas (Quinine Valerianate), . . . . .	142
Quiniæ Hydrobromas (Quinine Hydrobromate), . . . . .	143
Quiniæ Hydrochloras (Quinine Hydrochlorate), . . . . .	143
Chinoidinum (Chinoidin), . . . . .	143
Cinchoniæ Sulphas (Cinchonia Sulphate), . . . . .	143
Quinidiæ Sulphas (Quinidine Sulphate), . . . . .	144
Cinchonidiæ Sulphas (Cinchonidine Sulphate), . . . . .	144
Eucalyptus, . . . . .	144
Cornus (Dogwood), . . . . .	145
Salix (Willow), . . . . .	146
Prunus Virginiana (Wild Cherry), . . . . .	147
Nectandra, . . . . .	147
Digestive Ferments, . . . . .	148
Pepsinum (Pepsin), . . . . .	148
Pancreatinum (Pancreatin), . . . . .	149
Mineral Tonics, . . . . .	149
Ferri Præparata (Preparations of Iron), . . . . .	149
Cupri Præparata (Preparations of Copper), . . . . .	160
Zinci Præparata (Preparations of Zinc), . . . . .	161
Argenti Præparata (Preparations of Silver), . . . . .	164
Bismuthi Subnitras (Bismuth Subnitrate), . . . . .	166
Bismuthi Subcarbonas (Bismuth Subcarbonate), . . . . .	167
Bismuth and Ammonium Citrate, . . . . .	167
Bismuth Valerianate, . . . . .	167
Cerii Oxalas (Cerium Oxalate), . . . . .	168
Acida Mineralia (Mineral Acids), . . . . .	168
Order V. Astringents, . . . . .	175
Vegetable Astringents, . . . . .	175
Acidum Tannicum (Tannic Acid), . . . . .	175
Acidum Gallicum (Gallic Acid), . . . . .	176
Galla (Nutmeg), . . . . .	177
Catechu, . . . . .	178
Kino, . . . . .	179
Krameria (Rhatany), . . . . .	180
Hæmatoxylon (Logwood), . . . . .	180
Quercus Alba (White Oak), . . . . .	181
Quercus Tinctoria (Black Oak), . . . . .	181
Geranium, . . . . .	182
Hamamelis (Witch-hazel), . . . . .	183
Granati Fructus Cortex (Pomegranate Rind), . . . . .	184
Rosa Gallica (Red Rose), . . . . .	184
Rose Centifolia (Pale Rose), . . . . .	184
Diospyros (Persimmon), . . . . .	184
Rubus (Blackberry), . . . . .	185

	PAGE
Castanea (Chestnut Leaves), . . . . .	185
Mineral Astringents, . . . . .	185
Plumbi Præparata (Preparations of Lead), . . . . .	185
Alumen (Alum), . . . . .	191
Aluminii Sulphas (Aluminium Sulphate), . . . . .	192
Order VI. Stimulants, . . . . .	192
Diffusible Stimulants, . . . . .	193
Alcohol, . . . . .	193
Vinum (Wine), . . . . .	197
Spiritus Vini Gallici (Brandy), . . . . .	198
Spiritus Frumenti (Whisky), . . . . .	198
Spiritus Juniperi (Gin), . . . . .	198
Spiritus Myrciæ (Spirit of Myrcia), . . . . .	198
Malt Liquors (Extract of Malt), . . . . .	198
Ammonia Præparata (Preparations of Ammonia), . . . . .	199
Phosphorus, . . . . .	201
Phosphide of Zinc, . . . . .	203
Aromatics, . . . . .	203
Capsicum, . . . . .	204
Piper (Black Pepper), . . . . .	205
Cinnamomum (Cinnamon), . . . . .	205
Myristica (Nutmeg), . . . . .	206
Macis (Mace), . . . . .	206
Caryophyllus (Cloves), . . . . .	207
Pimenta (Pimento), . . . . .	208
Oleum Cajuputi (Cajeput Oil), . . . . .	208
Oleum Terebinthinæ (Oil of Turpentine), . . . . .	208
Zingiber (Ginger), . . . . .	210
Cardamomum (Cardamom), . . . . .	211
Calamus, . . . . .	211
Gaultheria, . . . . .	212
Aurantii Amari Cortex (Bitter-orange Peel), . . . . .	213
Aurantii Dulcis Cortex (Sweet-orange Peel), . . . . .	213
Those belonging to <i>Nat. Ord. Labiatae</i> , . . . . .	214
Those belonging to <i>Nat. Ord. Umbelliferae</i> , . . . . .	216
Vanilla, . . . . .	216
Order VII. Sedatives, . . . . .	217
Aconitum (Aconite), . . . . .	217
Veratrum Viride (American Hellebore), . . . . .	218
Veratria, . . . . .	221
Pulsatilla (Pasque-flower), . . . . .	222
Gelsemium (Yellow Jasmine), . . . . .	223
Arnica, . . . . .	225
Phytolacca, . . . . .	226
Staphisagria, . . . . .	227

	PAGE
Antimonii Præparata (Preparations of Antimony), . . . . .	228
Potassii Nitras (Potassium Nitrate), . . . . .	232
Sodii Nitras (Sodium Nitrate), . . . . .	235
Refrigerants, . . . . .	235
Potassii Citras (Potassium Citrate), . . . . .	235
Liquor Ammonii Acetatis (Solution of Ammonium Acetate), . . . . .	236
Spiritus Ætheris Nitrosi (Spirit of Nitrous Ether), . . . . .	237
Acida Vegetabilia (Vegetable Acids), . . . . .	237
Order VIII. Spinants, . . . . .	240
Excito-motors, . . . . .	240
Nux Vomica, . . . . .	240
Strychnia, . . . . .	241
Strychniæ Sulphas (Strychnia Sulphate), . . . . .	242
Ignatia, . . . . .	244
Rhus Toxicodendron (Poison Oak), . . . . .	244
Ergota (Ergot), . . . . .	244
Ustilago (Corn Ergot), . . . . .	248
Gossypii Radicis Cortex (Bark of Cotton Root), . . . . .	248
Digitalis, . . . . .	249
Cimicifuga, . . . . .	252
Depresso-motors, . . . . .	254
Conium, . . . . .	254
Physostigma (Calabar Bean), . . . . .	257
Cocculus (Cocculus Indicus), . . . . .	259
Woorara, . . . . .	260
Viburnum, . . . . .	261
Grindelia, . . . . .	262
Sumbul, . . . . .	263
CLASS II.—ECCEBITICS, . . . . .	265
Order I: Emetics, . . . . .	265
Vegetable Emetics, . . . . .	266
Ipecacuanha, . . . . .	266
Sanguinaria (Bloodroot), . . . . .	269
Apomorphiæ Hydrochloras (Apomorphia Hydrochlorate), . . . . .	271
Sinapis (Mustard), . . . . .	272
Mineral Emetics, . . . . .	272
Order II. Cathartics, . . . . .	273
Laxatives, . . . . .	274
Tamarindus (Tamarind), . . . . .	275
Manna, . . . . .	275
Viola Tricolor (Heartsease), . . . . .	276
Cassia Fistula (Purging Cassia), . . . . .	277
Oleum Olivæ (Olive Oil), . . . . .	277

	PAGE
Oleum Amygdalæ Expressum (Expressed Oil of Almond),	277
Oleum Ricini (Castor Oil), . . . . .	277
Sulphur, . . . . .	279
Potassa Sulphurata (Sulphurated Potassa), . . . . .	280
Saline Cathartics, . . . . .	281
Magnesia, . . . . .	281
Magnesia Ponderosa (Heavy Magnesia), . . . . .	281
Magnesii Carbonas (Magnesium Carbonate), . . . . .	282
Magnesii Sulphas (Magnesium Sulphate), . . . . .	282
Liquor Magnesii Citratis (Solution of Magnesium Cit- rate), . . . . .	283
Sodii Sulphas (Sodium Sulphate), . . . . .	283
Manganii Sulphas (Manganese Sulphate), . . . . .	284
Sodii Phosphas (Sodium Phosphate), . . . . .	284
Potassii Sulphas (Potassium Sulphate), . . . . .	285
Potassii Bitartras (Potassium Bitartrate), . . . . .	286
Potassii Tartras (Potassium Tartrate), . . . . .	286
Potassii et Sodii Tartras (Potassium and Sodium Tar- trate), . . . . .	287
Mild Acrid Cathartics, . . . . .	287
Rheum (Rhubarb), . . . . .	287
Juglans (Butternut), . . . . .	290
Aloe (Aloes), . . . . .	291
Senna, . . . . .	293
Frangula, . . . . .	295
Leptandra, . . . . .	295
Cascara Sagrada, . . . . .	296
Sambucus (Elder), . . . . .	296
Drastic Cathartics, . . . . .	297
Jalapa (Jalap), . . . . .	297
Bryonia (Bryony), . . . . .	298
Podophyllum (May Apple), . . . . .	299
Chelidonium, . . . . .	300
Iris, . . . . .	301
Euonymus, . . . . .	301
Scammonium (Scammony), . . . . .	302
Colocynthis (Colocynth), . . . . .	303
Cambogia (Gamboge), . . . . .	304
Elaterinum (Elaterin), . . . . .	305
Oleum Tiglii (Croton Oil), . . . . .	306
Mercurial Cathartics, . . . . .	307
Enemata, . . . . .	308
Order III. Diaphoretics, . . . . .	309
Pilocarpus (Jaborandi), . . . . .	310
Alterative Diaphoretics, . . . . .	312

	PAGE
Sarsaparilla, . . . . .	312
Guaiaci Lignum et Resina (Guaiacum Wood and Guaiac),	314
Mezereum (Mezereon), . . . . .	315
Menispermum, . . . . .	316
Calendula (Marigold), . . . . .	316
Sassafras, . . . . .	317
Stillingia, . . . . .	317
Order IV. Diuretics, . . . . .	318
Potassii Acetas (Potassium Acetate), . . . . .	319
Sodii Acetas (Sodium Acetate), . . . . .	319
Scilla (Squill), . . . . .	320
Colchicum, . . . . .	322
Erigeron, . . . . .	324
Apocynum (Indian Hemp), . . . . .	325
Taraxacum (Dandelion), . . . . .	326
Triticum (Couchgrass), . . . . .	327
Juniperus (Juniper), . . . . .	328
Scoparius (Broom), . . . . .	328
Cantharis (Cantharides), . . . . .	329
Hydrastis (Yellow Root), . . . . .	329
Petroselinum Sativum (Parsley), . . . . .	329
Order V. Blennorrhetics, . . . . .	330
Senega (Senega), . . . . .	330
Quillaia (Soapbark), . . . . .	332
Allium (Garlic), . . . . .	332
Scilla (Squill), . . . . .	333
Terebinthina (Turpentine), . . . . .	333
Oleum Terebinthinæ (Oil of Turpentine), . . . . .	335
Pix Liquida (Tar), . . . . .	336
Resina (Resin), . . . . .	336
Copaiba, . . . . .	337
Cubeba (Cubeb), . . . . .	339
Oleum Santali (Oil of Santal), . . . . .	340
Matico, . . . . .	341
Pareira, . . . . .	341
Buchu, . . . . .	342
Uva Ursi, . . . . .	342
Chimaphila (Pipsissewa), . . . . .	344
Myrrha (Myrrh), . . . . .	345
Benzoinum (Benzoin), . . . . .	346
Styrax (Storax), . . . . .	347
Balsamum Peruvianum (Balsam of Peru), . . . . .	347
Balsamum Tolutanum (Balsam of Tolu), . . . . .	348
Order VI. Emmenagogues, . . . . .	349
Sabina (Savine), . . . . .	349
Ruta (Rue), . . . . .	350

	PAGE
CLASS III.—HÆMATICS, . . . . .	351
Order I. Hæmatics, . . . . .	351
Order II. Alteratives, . . . . .	351
Hydrargyri Præparata (Preparations of Mercury), . . . . .	352
Auri et Sodii Chloridum (Auric and Sodium Chloride), . . . . .	368
Iodum (Iodine), . . . . .	368
Sulphuris Iodidum (Sulphur Iodide), . . . . .	372
Potassii Iodidum (Potassium Iodide), . . . . .	372
Ammonii Iodidum (Ammonium Iodide), . . . . .	373
Sodii Iodidum (Sodium Iodide), . . . . .	374
Iodoformum (Iodoform), . . . . .	374
Oleum Morrhuæ (Cod-liver Oil), . . . . .	375
Arsenii Præparata (Preparations of Arsenic), . . . . .	378
Acidum Phosphoricum Dilutum (Diluted Phosphoric Acid), . . . . .	385
Calcii Phosphas Præcipitatus (Precipitated Calcium Phosphate), . . . . .	386
Syrupus Calcii Lactophosphatis (Syrup of Calcium Lactophosphate), . . . . .	386
Calcii Hypophosphis (Calcium Hypophosphite), . . . . .	386
Potassii Hypophosphis (Potassium Hypophosphite), . . . . .	387
Sodii Hypophosphis (Sodium Hypophosphite), . . . . .	387
Syrupus Hypophosphitum (Syrup of Hypophosphites), . . . . .	387
Syrupus Hypophosphitum Cum Ferro (Syrup of Hypophosphites with Iron), . . . . .	387
Calcii Chloridum (Calcium Chloride), . . . . .	388
Ammonii Chloridum (Ammonium Chloride), . . . . .	388
Ammonii Phosphas (Ammonium Phosphate), . . . . .	389
Potassii Chloras (Potassium Chlorate), . . . . .	390
Potassii Bichromas (Potassium Bichromate), . . . . .	391
Order III. Antacids, . . . . .	392
Potassii Præparata (Potassium Preparations), . . . . .	394
Sodii Præparata (Sodium Preparations), . . . . .	395
Lithii Præparata (Lithium Preparations), . . . . .	398
Ammonii Præparata (Ammonium Preparations), . . . . .	399
Magnesii Præparata (Magnesium Preparations), . . . . .	399
Calcii Præparata (Calcium Preparations), . . . . .	400
CLASS IV.—TOPICAL MEDICINES, . . . . .	402
Order I. Antiseptics, . . . . .	402
Potassii Permanganas (Potassium Permanganate), . . . . .	403
Aqua Chlori (Chlorine Water), . . . . .	404
Calx Chlorata (Chlorinated Lime), . . . . .	404
Liquor Sodæ Chloratæ (Solution of Chlorinated Soda), . . . . .	405
Bromum (Bromine), . . . . .	405
Iodum (Iodine), . . . . .	405

	PAGE
Acidum Carbolicum (Carbolic Acid), . . . . .	405
Sodii Sulpho-carbolas (Sodium Sulpho-carbolate), . . . . .	409
Creasotum (Creasote), . . . . .	410
Acidum Salicylicum (Salicylic Acid), . . . . .	411
Sodii Salicylas (Sodium Salicylate), . . . . .	414
Lithii Salicylas (Lithium Salicylate), . . . . .	415
Acidum Boricum (Boric [Boracic] Acid), . . . . .	415
Sodii Boras (Sodium Borate—Borax), . . . . .	416
Acidum Benzoicum (Benzoic Acid), . . . . .	417
Sodii Benzoas (Sodium Benzoate), . . . . .	417
Ammonii Benzoas (Ammonium Benzoate), . . . . .	418
Thymol, . . . . .	418
Order II. Irritants, . . . . .	419
Rubefaciens, . . . . .	419
Sinapis (Mustard), . . . . .	420
Capsicum, . . . . .	422
Oleum Terebinthinæ (Oil of Turpentine), . . . . .	423
Linimentum Ammoniaë (Liniment of Ammonia), . . . . .	423
Pix Burgundica (Burgundy Pitch), . . . . .	423
Pix Canadensis (Canada Pitch), . . . . .	424
Epispastics, . . . . .	425
Cantharis (Cantharides), . . . . .	426
Cantharis Vittata (Potato Flies), . . . . .	430
Aqua Ammoniaë (Water of Ammonia), . . . . .	430
Suppurants, . . . . .	431
Oleum Tigllii (Croton Oil), . . . . .	431
Unguentum Antimonii (Antimonial Ointment), . . . . .	431
Escharotics, . . . . .	431
Argenti Nitras Fusa (Fused Nitrate of Silver), . . . . .	432
Potassa, . . . . .	432
Potassa cum Calce (Potassa with Lime), . . . . .	433
Soda, . . . . .	434
Acidum Chromicum (Chromic Acid), . . . . .	434
Acidum Arseniosum (Arsenious Acid), . . . . .	434
Bromum (Bromine), . . . . .	435
Zinci Chloridum (Zinc Chloride), . . . . .	435
Liquor Hydrargyri Nitratis (Solution of Mercuric Nitrate), . . . . .	436
Hydrargyri Chloridum Corrosivum (Corrosive Chloride of Mercury), . . . . .	436
Potassii Bichromas (Potassium Bichromate), . . . . .	436
Acida Mineralia (Mineral Acids), . . . . .	436
Sapo Viridis (Green Soap), . . . . .	437
Chrysarobinum (Chrysophanic Acid), . . . . .	437
Order III. Demulcents, . . . . .	438
Aqua (Water), . . . . .	439

	PAGE
Acacia (Gum Arabic), . . . . .	440
Tragacantha (Tragacanth), . . . . .	443
Linum (Flaxseed), . . . . .	443
Oleum Gossypii Seminis (Cotton-seed Oil), . . . . .	444
Ulmus (Slippery-elm Bark), . . . . .	444
Sassafras Medulla (Sassafras Pith), . . . . .	445
Althæa (Marshmallow), . . . . .	445
Oleum Sesami (Oil of Benne), . . . . .	446
Cydonium (Quince Seed), . . . . .	446
Glycyrrhiza (Liquorice Root), . . . . .	447
Glycyrrhizinum Ammoniatum (Ammoniated Glycyrrhizin), . . . . .	448
Extractum Glycyrrhizæ (Liquorice), . . . . .	448
Cetraria (Iceland Moss), . . . . .	448
Chondrus (Irish Moss), . . . . .	449
Amylum (Starch), . . . . .	450
Glyceritum Amyli (Glycerite of Starch), . . . . .	451
Ichthyocolla (Isinglass), . . . . .	451
Adeps (Lard), . . . . .	451
Sevum (Suet), . . . . .	452
Cetaceum (Spermaceti), . . . . .	452
Cera (Wax), . . . . .	452
Acidum Oleicum (Oleic Acid), . . . . .	452
Oleum Theobromæ (Oil of Theobroma), . . . . .	453
Glycerinum (Glycerin), . . . . .	454
Petrolatum (Petroleum Ointment), . . . . .	455
Pyroxylinum (Pyroxylin), . . . . .	456
Collodium (Collodion), . . . . .	456
Liquor Gutta-Perchæ (Solution of Gutta-Percha), . . . . .	457
Liquor Sodii Silicatis (Solution of Sodium Silicate), . . . . .	458
Saccharum (Sugar), . . . . .	458
Mel (Honey), . . . . .	459
Saccharum Lactis (Sugar of Milk), . . . . .	459
Carbo Ligni (Charcoal), . . . . .	460
Order IV. Colouring Agents, . . . . .	460
Crocus (Saffron), . . . . .	460
Santalum Rubrum (Red Saunders), . . . . .	461
Coccus (Cochineal), . . . . .	461
Order V. Anthelmintics, . . . . .	462
Spigelia, . . . . .	462
Chenopodium (Wormseed), . . . . .	464
Santonica, . . . . .	465
Santoninum (Santonin), . . . . .	465
Sodii Santoninas (Sodii Santoninate), . . . . .	466
Azedarach, . . . . .	466

	PAGE
Aspidium (Male Fern), . . . . .	467
Granatum (Pomegranate), . . . . .	468
Oleum Terebinthinæ (Oil of Turpentine), . . . . .	468
Calomel, . . . . .	468
Brayera (Koosso), . . . . .	468
Kamala, . . . . .	468
Pepo (Pumpkin-Seed), . . . . .	469

---

## ERRATA.

Page 28, line 27, in the 6th decennial revision of U. S. P. all articles are arranged in alphabetical order, and are no longer divided, as heretofore, into a "primary" and "secondary list of Materia Medica" and a "list of preparations."

Page 70, line 28, for "Troussea" read "Trousseau."

Page 77, line 17, the "extract of belladonna" is not officinal; an *abstract* (gr. j equals gr. ij of the powdered root) and a *liniment* (fluid extract 95 per cent., camphor 5 per cent.) have been added to our list of preparations.

Page 79, line 9, the "extract of stramonium leaves" is no longer officinal. The U. S. P. recognizes a *fluid extract*.

Page 79, lines 15 and 22, "hyoscyamus seed" are no longer officinal.

Page 80, line 11, the "extract of hyoscyamus" is not officinal; an *abstract* has been added to the list.

Pages 81 and 82, "tobacco" and its preparations have been omitted from the list of officinal medicines in the U. S. P.

Page 85, a *fluid extract of lobelia* is officinal.

Page 85, lines 33 and 36, "aconite leaves" are not used.

Page 88, line 8, "aconite leaves" are not officinal.

Page 88, lines 9 and 10, omit "of the dried leaves."

Page 88, line 10, omit "of the root."

Page 88, lines 15 and 16, the "liniment and plaster" are not officinal. The sixth decennial revision of the U. S. P. has added an *abstract* and a *fluid extract* of aconite.

Page 89, a *fluid extract of Indian hemp* is officinal.

Page 90, line 32, the "tincture of lupulin" is not officinal.

Page 111, line 32, insert ",", after "tincture."

Page 155, line 35, for "Ferrus" read "Ferrous."

# MATERIA MEDICA.

---

THE agents employed in the treatment of diseases are denominated REMEDIES, and the branch of medicine which is devoted to their consideration is termed MATERIA MEDICA. Remedies may be divided into *Hygienic*, *Mechanical*, *Imponderable*, and *Pharmacological* agents.

HYGIENIC REMEDIES are usually treated of in works specially devoted to the subject.

---

## PART I.

### MECHANICAL REMEDIES.

MECHANICAL REMEDIES belong chiefly to Surgery. A few agents of this class are, however, employed in the practice of medicine, and are included in the Materia Medica. They are *bloodletting* (general and local), *setons*, *issues*, *bandages*, *friction*, *acupuncture*, and *aspiration*.

1. GENERAL BLOODLETTING is performed principally by *venesection* or *phlebotomy*, which is usually practiced on the median-cephalic or basilic veins of the arm—sometimes also on the external jugular and other veins. *Arteriotomy* is occasionally resorted to, on the temporal artery, in cerebral affections.

Bloodletting is employed to moderate vascular excitement, reduce inflammatory action, relieve congestion, allay spasm

and pain, relax the muscular system, promote absorption, and arrest hemorrhage; and for these purposes it has long been considered a valuable therapeutical resource. So powerful and exhausting an agent is, however, always to be resorted to with caution and discrimination; is not to be unduly repeated, even in inflammatory cases; and is seldom or never proper in diseases of a typhoid tendency, or where a tubercular diathesis is suspected, or in extreme infancy and old age.

2. THE LOCAL ABSTRACTION OF BLOOD is practiced by means of *leeches*, *cups*, and *scarifications*. The leech (*hirudo*) is an annulated aquatic worm, with a flattened body, tapering towards each end and terminating in circular flattened disks, which is found throughout Europe, America, and India. The European leech (*h. medicinalis*, termed also *sanguisuga officinalis*) is of a blackish or grayish-green colour on the back, from two to three or four inches in length, and is characterized by six longitudinal dorsal ferruginous stripes, the four lateral ones being interrupted or tessellated with black spots. It draws about half a fluidounce. The American leech (*h. decora*) is usually from two to three inches long, and is of a deep green colour, with three longitudinal dorsal rows or square spots. Both the imported and indigenous leech are employed in this country, but the latter makes a smaller incision, and is preferable in infantile cases. It takes about a fluidrachm. When the discharge of blood from leech-bites is excessive, it may be arrested by pressure, by compresses of lint, the application of alum, creasote, solution of iron subsulphate, and other styptics, or by cauterizing the wounds with silver nitrate or a red-hot probe; and if these means fail, the wounds may be sewed.

In the operation of *cupping*, cupping-glasses and a scarificator are employed. The removal of atmospheric pressure, by the application of glasses partially exhausted of air, produces a determination of blood to the capillaries of a part, and it is afterwards readily drawn by scarification. When blood is not abstracted, the operation is termed *dry cupping*, and is

a valuable revulsive agent. The topical abstraction of blood by leeches and cut cups combines the advantages of depletion and revulsion. Leeches are employed in external inflammations, in situations where cups are inadmissible, and in infantile cases. Cups are generally preferable in internal inflammations, from their more decided revulsive influence. When blood is drawn by leeches, its continued flow may be promoted by the application of warm fomentations to the wounds.

*Scarifications* are slight incisions made in inflamed parts, to relieve the engorged capillary vessels; they are often employed with benefit in inflammation of the conjunctiva and of the tonsils.

3. SETONS (*setacea*) and ISSUES (*fonticuli*) are employed when a permanent counter-irritant effect is desired. A *seton* is established by passing through the integument a seton-needle, armed with a skein of silk; or a piece of tape or a strip of sheet-lead may be used for the purpose. An *issue* is made with a cauterant, usually potassa; and after the slough has separated, a discharge is maintained by the introduction of an issue-pea, for which purpose a common dried pea is used, or a dried unripe Curaçoa orange, or a small round ball made of Florentine orris-root.

4. BANDAGES are employed, in the practice of medicine, to promote the absorption of dropsical effusions. For the same purpose strips of adhesive plaster may be applied to the chest, in chronic pleurisy and empyema, in the manner in which they are employed in the treatment of fractured ribs.

5. FRICTIONS are useful as revellents and as local stimulants. They may be employed either with the dry hand or with horsehair gloves, or with liniments.

6. ACUPUNCTURE consists in the introduction into the body of fine, well-polished, sharp-pointed needles, usually about three inches in length, and having a red wax, hard rubber, or metal

head; they are introduced by a rapid rotary motion. This is a useful remedy in rheumatism, neuralgia, local paralysis, &c. By the use of *insulated* needles a galvanic current may be conveyed to deeply-seated nerves. For purposes of counter-irritation a form of acupuncture is now used termed Baunscheidtismus. In this an instrument is employed consisting of a heavy disk about half an inch in diameter, having inserted in it about twenty-five sharp needles, each about nine-sixteenths of an inch in length. To this disk is attached a strong wire spiral spring five and a half inches in length, and the other extremity of the spring is inserted in an elongated spindle-shaped handle, the spring and needles being contained in a cylinder, with the handle attached. In applying the instrument the open extremity of the cylinder is placed upon the skin; the handle is drawn up, and when this is suddenly loosed the needles are driven into the skin, the punctures being afterwards rubbed with diluted croton oil or other irritant.

7. PNEUMATIC ASPIRATION is the employment of an instrument termed an ASPIRATOR (invented by Dieulafoy) for the removal by suction of pathological fluids.

The aspirator consists of—

1. A glass bottle or reservoir, A, mounted with a two-way stop-cock, B, and having an opening at the bottom for the insertion of the tube C.
2. An exhausting syringe, D, with elastic connecting tube, H.
3. A tubular needle, E, to be attached to the reservoir by an India-rubber tube, F.

A syringe and stop-cock for injecting astringents or other fluids is supplied if desired. The stop-cock is in such cases fixed to the tube F at its junction with the stop-cock B. Thus the tube can be detached from the aspirator without any chance of air entering the morbid cavity.

*Directions for Use.*—Adjust the aspirator as figured in the diagram, with the stop-cock B turned vertically, that is, open to the bottle; close the stop-cock in the tube C, and form a

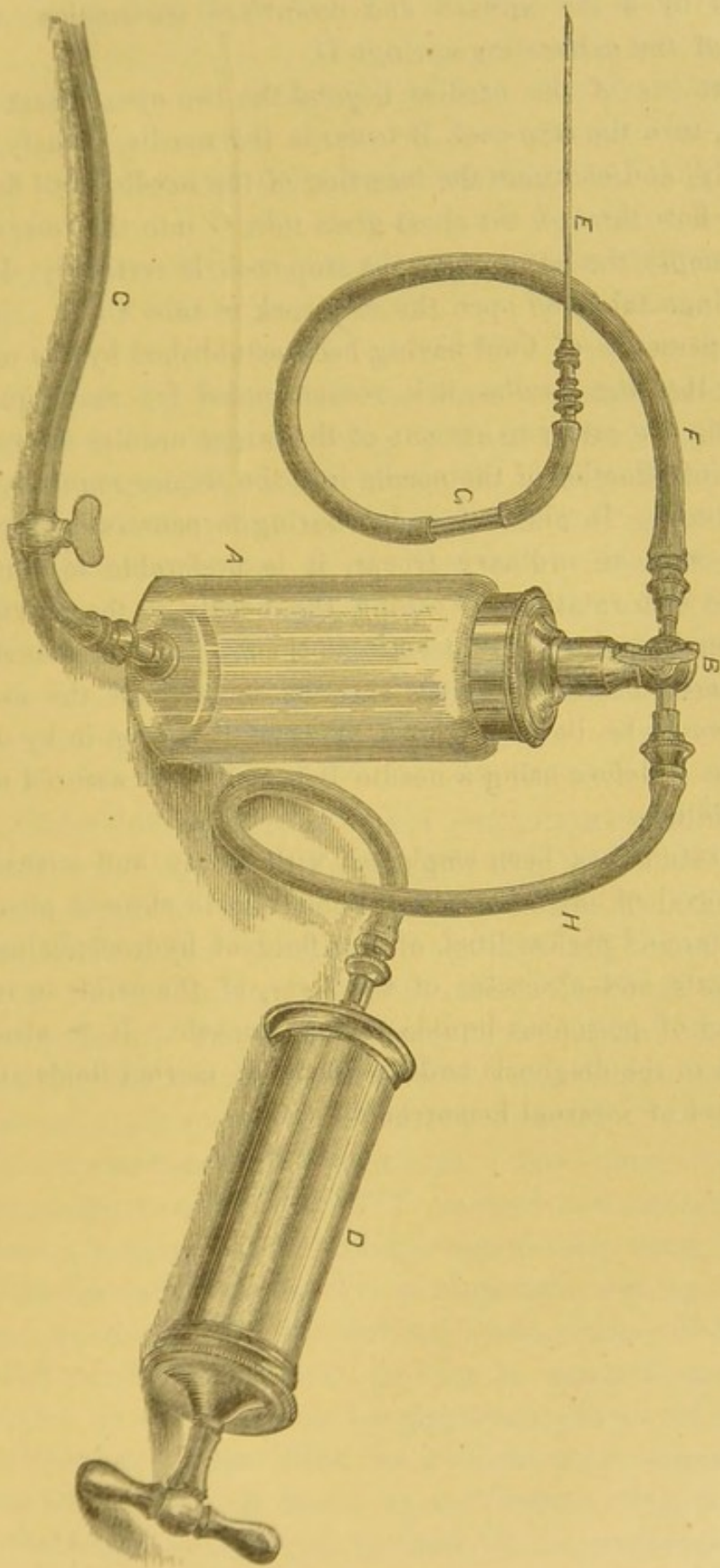


Fig. 1.

vacuum by a few upward and downward movements of the piston of the exhausting syringe D.

Insert one of the needles beyond the two eyes, attach tube F to it, turn the stop-cock B towards the needle, namely, horizontally, and continue the insertion of the needle until fluid is seen to flow through the short glass tube G into the reservoir.

To empty the latter, turn the stop-cock B vertically, detach the syringe tube and open the stop-cock in tube C.

The presence of fluid having been established by the use of one of the fine needles, it is recommended for more quickly emptying the cavity to use one of the larger needles or trocars.

The introduction of the needle into the tissues requires some precautions. In place of endeavouring to penetrate by pressure, as with an ordinary trocar, it is preferable to combine pressure with rotation, by taking the needle in the forefinger and thumb and rolling it between them. Such a manœuvre is rendered necessary by the extreme fineness of the needle, which would be liable to bend or twist if driven in by direct pressure. Before using a needle it is well to be assured of its permeability.

Aspiration has been employed with safety and success in the removal of intrathoracic effusions (as in chronic pleurisy, empyema, and pericarditis), of the fluid of hydrocephalus, ascites, cysts and abscesses of the liver, of the urine in retention, and of poisonous liquids in the stomach. It is also applicable to the diagnosis and treatment of morbid fluids and to the arrest of internal hemorrhage.

## PART II.

## IMPONDERABLE REMEDIES.

UNDER this head are included *Light, Heat, Cold* and *Electricity*.

1. LIGHT (*Lux*) exercises an important influence in the organized world as a vivifying stimulus. It is useful as a therapeutic agent, in diseases dependent on imperfect nutrition and sanguification; and the exposure of the surface of the body to its action, as far as nudity is compatible with proper warmth, promotes the regular development and strength of the organs. On the other hand, in many diseases the action of light is injurious, and *darkness* is resorted to as a sedative and tranquillizing agent.

2. HEAT (*Calor*), applied to the human system in moderate amount, acts, both locally and generally, as a stimulant; in intense degree it destroys vitality and organization. It is employed as a *local* excitant and revulsive, by means of hot bottles, hot bricks, the hot foot-bath, &c., and as an application to painful and inflamed parts in the form of elastic bags containing hot water, and of poultices and fomentations. As a *general* application heat is chiefly resorted to in the form of the water-bath and vapour-bath. The *warm bath*, at a temperature from 92° to 98° F., is used as a relaxant in dislocations, herniæ, spasm, infantile convulsions, croup, &c., and also for its action on the skin in rheumatic and chronic cutaneous affections. The *hot bath* has a temperature of from 98° to 112°, and is a powerful excitant in cases of exhaustion, asphyxia or suffocation, and is employed also in old paralytic and rheumatic cases. The *hot air-bath*, at a temperature of from 98° to 130°, is useful as an excitant, diaphoretic and revellent, and is employed in cases of internal congestion, to

produce vicarious action from the skin, where the secretion from other organs, as the kidneys, is suspended, and in rheumatic, neuralgic and cutaneous affections. The *hot vapour-bath* is adapted to the same class of cases as the hot air-bath, and exerts a more marked diaphoretic and relaxing influence.

The destructive agency of heat is resorted to for the purpose of *vesication*, as by the application to the skin of a metallic plate heated to  $212^{\circ}$  by immersion in boiling water; and of *cauterization*, by the employment of red-hot iron, or of moxa. Hot iron (known as the *actual cautery*) is used chiefly as a styptic. The term *moxa* is applied to small masses of combustible matter (as cotton-wool), which are burnt slowly in contact with the skin, with a view to a revulsive effect in deep-seated inflammations, nervous affections, &c.

3. COLD (*Frigus*).—The application of cold to living bodies produces a reduction of the temperature and volume of the parts, with contraction of the blood-vessels and other tissues, and suspension of the secretions and exhalations. The application of excessive or prolonged cold is followed by the torpor and death of the parts. When it is applied in moderation and for a short period, reaction generally takes place, with a return and even increase in temperature, volume, colour and sensibility.

Cold is employed therapeutically, with a view to both its primary and secondary effects. The *primary* action of cold is used—1. To lessen vascular and nervous excitement and preternatural heat, as by the use of cold lotions and spongings in fevers, the ice-cap in cerebral affection, the shower-bath in insanity, the bladder filled with ice to the spine in epilepsy, the ether spray to the spine in chorea, &c. 2. To constrict the tissues, promote the coagulation of the blood and lessen the volume of parts; hence the local application of ice or cold water to abate inflammation, check hemorrhage, cure aneurism, and reduce strangulated hernia. 3. To produce local anæsthesia in surgical operations, by means of a freezing mixture topically applied.

The *secondary* effects of cold are obtained by the employment of a less intense degree of cold. They are resorted to—  
1. To invigorate the system, as with the cold shower-bath and plunge-bath. 2. To rouse the system, as by cold affusions in coma, asphyxia, syncope, and the narcotism from opium, chloroform, hydrocyanic acid, alcohol, &c. 3. In spasmodic diseases, as laryngismus stridulus, chorea, &c. 4. To recall the vital properties to frost-bitten parts. 5. To effect local excitation, as by the application of the cold douche to rheumatic and paralyzed limbs.

The cold bath, or packing in a cold wet sheet, is employed with much advantage in sun-stroke, and in fevers where the temperature of the body is very high, as scarlet fever, typhoid fever, acute rheumatism, and, generally, to reduce excessive hyperpyrexia.

The ice-bag is sometimes applied along the spine in convulsive diseases, as epilepsy, tetanus and infantile convulsions, and even in diseases of the secreting organs.

Compresses, wrung out of cold water, are efficient local applications in relieving pain, even the severe pain of gout.

Cold liquids and ice are taken into the stomach as refrigerants in fevers. They are introduced into the rectum and vagina to check hemorrhage and allay irritation; and cold water, injected into the impregnated uterus, is among the most certain means of inducing premature delivery. Baths are also useful in promoting the elimination of mineral poisons, as lead and mercury.

4. ELECTRICITY (*Electricitas*).—The electric current acts as an excitant to the nerves both of sensation and motion. It influences to some extent also the secretions, through its action on the nerves distributed to the secreting organs; it may promote the function of absorption, through an effect on the absorbents; and it affects the circulation by inducing contractions of the heart. A powerful charge of electricity produces violent and frequently fatal effects on the central nervous system.

For medical purposes electricity is obtained from three sources :

1. FRICTION or STATIC electricity.
2. GALVANIC electricity.
3. FARADIC, INDUCED, MAGNETIC, or VOLTAIC-MAGNETIC electricity.

FRICTION electricity may be applied in three modes: 1. By the electric bath, when the patient, placed upon an insulated stool and connected with the prime conductor of an electrical machine, is *charged* with electricity. 2. By a *spark* to a particular part. Or, 3, a *shock* through a charged Leyden jar may be directed through the part which it is desired to affect.

GALVANISM is that form of electricity which is developed by chemical decomposition, and is known as the continuous, Voltaic or *battery* current. It is characterized by relatively low intensity of action, but is developed in considerable quantity, and produces chemical and thermic results that are not reached by the friction electricity. In addition, it induces a flow of blood to a part by increasing the vermicular action of the vessels.

FARADIZATION, FARADISM, INDUCED or MAGNETO-ELECTRIC electricity is applied by means of electro-magnetic machines. It is inferior in chemical and thermal influence to galvanism, but it produces more marked contraction of muscles and a more powerful action on the nerves both of sensation and motion.

Electricity is employed in medicine both for *diagnostic* and *therapeutic* uses. Thus, in the *diagnosis* of spinal paralysis: when a muscle is merely separated from the influence of the spinal cord, by destruction of its nerve, or by destructive disease of the cord at the origin of its nerve, it loses its electric irritability to all forms of electric irritation; in cerebral paralysis, on the other hand, there is no diminution in the contractility of the paralyzed muscles by the electric current, and there may be even an increase. In malingering, real may be distinguished from feigned paralysis, as, after railway accidents, faradization, by showing a marked difference in the contractility of the two sides, establishes the fact of an actual

morbid condition. In recent *hysterical* paralysis the contractility of the muscles is unimpaired.

*Therapeutically*, electricity may be employed either to arouse or increase the action of a nerve or muscle, as in paralysis of sensation or of motion, or to reduce or even temporarily abolish this action, as in pain, neuralgia, and spasm, either tonic or clonic. It is chiefly available in cases of local or functional paralysis, which are independent of lesion of the nervous centres, or in lead palsy, after the elimination of lead from the system. In anemic and hysterical paralysis, as hysterical aphonia, static electricity is often very useful; and in nervous deafness and amaurosis, under many circumstances, faradization will produce good results.

Electricity has been prescribed also as an emmenagogue, to produce contraction of the uterus in post-partum hemorrhage, to overcome constipation, to promote the biliary secretion, and to heal ulcers. In many cases of disordered secretion, as chronic coryza and ozæna, galvanic or faradic electrization will be found efficacious. It has also been resorted to with success to induce the absorption of tumours and indurations. Electromagnetism is a powerful excitant in the coma resulting from narcotic poisons, and in asphyxia generally, and is probably the most active remedy that can be exhibited in these cases. The galvano-cautery (a knife or needle connected with a battery) has also been lately employed with success in surgical operations.

---

### PART III.

#### PHARMACOLOGICAL REMEDIES.

PHARMACOLOGICAL REMEDIES, or MEDICINES, are substances not essentially alimentary, which, when applied to the body, so alter or modify its vital functions as to be rendered applicable to the treatment of diseases.

The designation MATERIA MEDICA, or PHARMACOLOGY, is, *strictly speaking*, limited to the consideration of medicines. The application of medicines to the treatment of diseases is termed THERAPEUTICS. PHARMACY is the department of Materia Medica which treats of the collection, preparation, preservation, and dispensation of medicines.

To the student of medicine, the objects of examination in relation to medicines are—the sources from which they are derived; the mode in which they are prepared and brought to market; their sensible qualities, and also their chemical composition and relations; their physiological effects, or the effects which they are capable of producing in healthy individuals; their therapeutical effects, or those which they produce in morbid states of the system; and, lastly, the doses, modes of administration, and preparations (extemporaneous and officinal), under which they are administered.

To facilitate a uniform nomenclature and dispensation of medicines, authoritative works have been issued in different countries, termed Pharmacopœias. The Pharmacopœia of the United States was first promulgated by the authority of a convention held at Washington, in 1820, and it has been since revised decennially. It furnishes a list of articles which are in general use, sets forth the weights and measures which are employed in dispensing and preparing them, and supplies formulæ for such preparations as should be kept in the shops, and which are thence termed *officinal*, from the Latin word *officina*, a shop. It is divided into three portions: a *primary* list of the *materia medica*, containing articles of assured reputation, a *secondary* list of articles of less importance, and a division of *preparations*. A Dispensatory differs from a Pharmacopœia in containing the medical and physical history of the various substances; the Pharmacopœia is mainly restricted to the mode of preparing them; it is officinal, while the Dispensatory is not.

The effects of medicines take place either in the parts to which they are applied or in distant parts of the system. The former are termed *local* or *topical effects*; the latter, *remote* or *constitutional effects*.

## MODUS OPERANDI OF MEDICINES.

The medium through which the influence of medicines is exerted on remote parts of the body, or their *modus operandi* (as it is usually termed), was long a contested point. Until within a comparatively recent period, it was maintained that the impressions of medicines and poisons were transmitted from the parts receiving them to distant parts, by means of a *communication through the nerves*. But it is now generally admitted that the *absorption* or passage of the medicinal or poisonous molecules into the blood is necessary to their action on parts remote from the seat of impression.

While, however, it is well established that the *characteristic* action of medicines is transmitted to the parts influenced, exclusively through the medium of the circulation, it is undeniable that the functions of the nervous system may be *secondarily* excited by a local medicinal impression. The number of agents which operate in this manner is, however, very limited.

The action of medicines by absorption is proved by a variety of facts.

They are detected in many parts of the system remote from that to which they have been applied, having been found in the blood, the solids, and the excretions, after being taken into the stomach. If the circulation be interrupted, the influence of a poison cannot be transmitted; while its effects have been obtained, when applied to a wound in the foot of an animal, after all parts of the extremity have been severed except the artery and vein. In confirmation of the doctrine of absorption may be cited also the admitted facts, that the remote effects of medicines or poisons are promoted or retarded by circumstances which promote or retard absorption; that the blood of poisoned animals is found to possess poisonous properties; that the fluids and solids acquire medicinal properties after the use of medicines (as the milk of nurses); that the specific effects of medicines are produced by their injection into the blood; and that medicines disappear from closed cavities into which they are introduced.

After their absorption into the blood, medicines circulate with it, penetrate through the capillaries to the various organs, and are afterwards thrown out of the system with the excretions. Some medicines produce changes in the condition of the circulating fluid. Others have a specific action upon some one or other of the organs of the body. And, in passing out of the system, most medicines act as excitants of the organs by which they are thrown out.

The absorption of medicines is effected principally by the veins, and in some degree also by the lymphatics and lacteals. The medicinal particles penetrate or soak through the interstices of the tissue with which they are placed in contact, and are thence diffused through the circulation. To a limited extent, medicinal substances probably penetrate all the tissues of the part to which they are applied, and in this way the activity of medicines is most decided upon the organs contiguous to the seat of application.

The absorption of insoluble substances cannot take place until they are previously rendered soluble. In the stomach, this is accomplished partly by the agency of the acids of digestion, and partly by the albuminoid constituents of the gastric fluid. Some substances are dissolved by the alkaline liquids of the small intestine.

It is objected to the theory of the operation of medicines by absorption, that certain poisons act with a rapidity incompatible with their previous introduction into the circulation. This is, however, not the fact, as the action of the most violent poisons (hydrocyanic acid, for example) is never wholly instantaneous; and careful experiments have shown that the velocity of the circulation is sufficient to diffuse a poison through the blood in a shorter space of time than its effects are ever observed on the system.

#### CIRCUMSTANCES WHICH MODIFY THE EFFECTS OF MEDICINES.

The circumstances which modify the effects of medicines relate both to the medicines and to the human system.

1. The properties of medicines are modified by the soil in which they grow, by climate, cultivation, age, and the season of the year at which they are gathered.

2. Medicines are more active, because more readily absorbed, in a state of solution than in a solid state.

3. Soluble medicines are often rendered inert by a chemical reaction which converts them into insolubles; in this way antidotes modify the effects of poisons. When the chemical composition of medicines involves their mutual decomposition, they are said to be *incompatible*.

4. Differences in dose greatly modify the effects of medicines.

5. Pharmaceutical modifications have an important influence on the efficacy of medicines. They may be exhibited in the solid, semi-solid, liquid, and aëriform states:

In the *solid* state, they are administered in the shape of powders, pills, lozenges, confections, and papers.

In the *liquid* state, they are administered in the shape of mixtures, solutions, medicated waters, infusions, decoctions, tinctures, spirits, wines, juices, vinegars, honeys, syrups, and glycerites.

In the *semi-solid*, or soft state, they are employed internally, in the form of suppositories, and externally, in that of liniments, ointments, cerates, plasters, and cataplasms.

In the form of *gases* and *vapours*, medicines are used for purposes of inhalation.

#### SOLIDS.

**POWDERS** (*Pulveres*). The form of powder is usually selected for the administration of medicines which are not very bulky, nor of very disagreeable taste, which have no corrosive property, and which do not deliquesce rapidly on exposure. Deliquescent substances, and such as contain a large proportion of fixed or volatile oil, should always be recently pulverized, as they deteriorate when kept. Most substances employed in the form of powder are usually pulverized on a large scale. For the purpose of pulverizing drugs in small quantity, the phy-

sician makes use of a *pestle* and *mortar*, of iron, brass, glass, Wedgewood-ware, or marble, the finer particles being afterwards separated from the coarser by a sieve. In some cases, a stone slab and muller are used. Some powders are obtained by *precipitation*; and the finer particles of a powder are often separated from the coarser by a process termed *elutriation*, in which the powder is diffused through water, the heavier portions being first allowed to subside, and, the liquid being poured off, the finer particles settle separately.

Salts of difficult pulverization are often *granulated*, by making a hot saturated solution of the salt, and filtering and stirring the filtered liquid until cool. Of late years, *granulated effervescing* salts have been used in imitation of the waters of mineral springs, the effervescence being produced by the addition of sodium bicarbonate and tartaric or citric acid.

The lighter powders may be administered in water or other thin liquid. The heavier powders require a more consistent vehicle, as syrup, treacle, or honey.

PILLS (*Pilulæ*) are small globular masses, of a semi-solid consistence, and of a size that can be conveniently swallowed.

The form of pill is suitable for the exhibition of medicines which are not bulky, and are of disagreeable taste or smell, or insoluble in water. Deliquescent substances should not be made into pills, and those which are efflorescent should be previously deprived of their water of crystallization.

Some substances are readily made into pills with the addition of a little water or spirit. Very soft or liquid substances require the addition of some dry inert powder, as bread-crumbs or powdered gum Arabic, to reduce them to a proper consistence. Wax is a good excipient for oils.

Heavy powders are mixed with some soft solid, as confection of rose, plasma, manna, &c., or with a tenacious liquid, as treacle or syrup. When the pilular mass is properly prepared, it is rolled with a spatula into a cylinder of uniform thickness, and is then divided into the required number of pills, with the

spatula, or, more accurately, with a pill-tile, or with a pill-machine. The pills are rolled into spherical form between the fingers; and, to prevent adhesion, are dusted with some dry powder, as powdered liquorice-root, lycopodium, orris-root, starch, or magnesium carbonate. They should weigh from one to four grains, unless metallic, when a weight of from six to eight grains is admissible; a large pill is termed a *bolus*. When long kept, pills may pass unchanged through the stomach and bowels, and are therefore objectionable. To conceal the taste and smell of pills, they are sometimes coated with gelatin, collodion, mucilage, sugar, etc. When they are designed to be of slow operation, the modern practice of sugar-coating pills answers very well. But, when they are intended to act quickly, the coating is objectionable, as it retards the solution of the pills in the gastric fluids. Pills are now sometimes made without excipients, simply by subjecting medicinal substances to *pressure* in moulds; in this way, extraneous matter is avoided, and smaller bulk is secured.

TROCHES or LOZENGES (*Trochisci*) are small, dry, solid masses, made of powders with sugar and mucilage, and intended to be held in the mouth and allowed to dissolve slowly. Mucilage of *tragacanth* is usually employed in preparing lozenges.

CONFECTIONS (*Confectiones*) are soft solid preparations, made with some saccharine matter. They are subdivided into *Conserves* and *Electuaries*: the former consist of combinations of recent vegetable substances and refined sugar, beat into a uniform mass; the latter are extemporaneous mixtures of medicines, usually dry powders, with syrup, honey, or treacle.

PAPERS (*Chartæ*) are preparations designed for external application, which are made by spreading mixtures of medicinal substances, as cantharides or mustard, upon paper.

#### LIQUIDS.

MIXTURES (*Misturæ*) are preparations of *insoluble* substances, suspended in water by means of gum arabic, sugar, the

yolk of eggs, or other viscid matter. When the suspended substance is oleaginous the mixture is termed an *emulsion*.

SOLUTIONS (*Liquores*) are solutions (chiefly aqueous) of non-volatile substances, which are wholly soluble in the menstruum employed. In making solutions, and all other aqueous preparations, the water used should be fresh river, rain or distilled water, and free from saline impurities.

MEDICATED WATERS (*Aquæ*) are preparations consisting of water holding volatile or gaseous substances in solution. They are best made by distilling water from plants containing volatile oils, and are thence termed *distilled waters*. In place of distillation, trituration with magnesium carbonate (afterwards separated by filtration) is often employed to impregnate water with volatile oils; but the watery distillates have a more delicate fragrance and flavour.

INFUSIONS (*Infusa*) are partial solutions of vegetable substances in water, obtained without the aid of ebullition. They are made with both hot and cold water; the former extracts the soluble principles more rapidly and in larger proportion; the latter is preferred when the active principles would be injured by heat or when it is desirable not to take up some matter insoluble at a low temperature. Infusions have been usually made by pouring water upon the substances to be infused and allowing it to remain upon them for some time in a tightly-covered vessel; when the process takes place at a heat of from 60° to 90° it is termed *maceration*; when at a heat of from 90° to 100°, *digestion*. Of late years a more efficient mode of extracting the medicinal virtues of plants has been introduced, termed *percolation* or *displacement*. In this operation the medicinal substance is coarsely powdered and placed in a conical or nearly cylindrical instrument called a *percolator*, in the lower part of which is fitted a porous or colander-like partition or diaphragm. The powder is then saturated with water or other menstruum till it will absorb no more; and, after they have remained for some time in contact, fresh por-

tions of the menstruum are added, till the required quantity is employed. The fresh liquid, as it is successively added, percolates the solid particles of the medicinal substance, driving the previously-saturated liquid before it; and in this way completely exhausts the substance to be dissolved. An ordinary glass funnel answers very well for percolation; and a circular piece of muslin or lint, pressed into the neck by means of a cork with notched sides, forms a good diaphragm—care being taken to interpose a similar piece of muslin, moistened slightly with the menstruum, between the diaphragm and powder.\*

DECOCTIONS (*Decocta*) are partial solutions of vegetable substances in water, in which the active principles are obtained by ebullition. This is a more rapid and efficient mode of extracting the virtues of plants than by infusion. But it is objectionable when the proximate principles are volatile at a boiling heat or undergo decomposition by ebullition. In making decoctions ebullition should be continued for a few minutes only, and the liquid should be allowed to cool slowly in a close vessel. As they are apt to spoil, they should be prepared only when wanted for use.

TINCTURES (*Tincturæ*) are solutions of medicinal substances in alcohol or diluted alcohol. The aromatic spirit of ammonia and ethereal spirit are also sometimes employed as solvents; and solutions in these menstrea are called *ammoniated* tinctures and *ethereal* tinctures. Alcohol or rectified spirits (of a sp. gr. 0.835, according to the U. S. Pharmacopœia) is employed in making tinctures of substances nearly or quite insoluble in

\* A process termed *dialysis* has lately been introduced, based upon the different diffusibility of liquids, by which mixed substances are separated from each other. For this purpose an apparatus termed a *dialyser* is employed, which consists of a circular glass basin, containing distilled water, in which floats a smaller vessel, the bottom of which is made of parchment-paper, and which holds the liquid to be submitted to dialysis. If a watery liquid, containing both crystalloid and gelatinous matter, be subjected to the dialyser, it will be found that, after a time, a portion of the former will pass through the parchment and be held in solution by the distilled water of the larger vessel.

water, as the resins, iodine, &c. Diluted alcohol or proof spirit (consisting of equal measures of officinal alcohol and water) is preferred, when the substance is soluble both in alcohol and water, or when some of its ingredients are soluble in the one menstruum and some in the other. Tinctures have been usually prepared by maceration or digestion, more commonly by the former process, and a period of two weeks is recommended for its duration. It should be conducted in well-closed glass vessels, which should be frequently shaken; and when the maceration is completed, the tincture should be separated from the dregs by filtration. The U. S. Pharmacopœia now recommends percolation in making most tinctures, and, in the hands of skilful pharmacutists, this process is preferable, as the most thorough mode of exhausting medicinal substances; but, where the operator cannot trust himself, it is better to recur to the old process of maceration. Tinctures should be kept in bottles accurately stoppered to prevent evaporation, which might seriously increase their strength.

The form of tincture is adapted to the exhibition of medicines which are to be given in small quantity, and it affords a convenient mode of graduating doses. In prescribing large and continued doses of tinctures, the stimulating effects of the alcohol which they contain must be borne in mind.

SPIRITS (*Spiritus*) are alcoholic solutions of volatile or gaseous principles, properly speaking procured by distillation, but now usually prepared by dissolving the volatile principles in alcohol or diluted alcohol. The spirits of the aromatic vegetable oils are used to give a pleasant odour and taste to mixtures, to correct the nauseating and griping effects of cathartics, and also as carminatives and stomachics.

WINES (*Vina*) are solutions of medicinal substances in sherry or other white wine. They are more liable to decomposition than tinctures, and are of variable strength; but they are in some cases preferred, from the less stimulating character of the menstruum, which has also sometimes an increase of solvent power, from the acid which it contains.

**JUICES** (*Succi*) are the expressed juices of fresh plants, preserved by the addition of one-fifth of their measure of alcohol.

**VINEGARS** (*Aceta*) are infusions or solutions of medicinal substances in distilled vinegar or diluted acetic acid, which is a particularly good solvent of many vegetable principles, as the organic alkalies.

**HONEYS** (*Mellita*) are preparations of medicinal substances in honey.

**SYRUPS** (*Syrupi*) are preparations of medicinal substances in concentrated solutions of sugar. The term *syrup* (*syrupus*), or *simple syrup*, is applied to a solution of sugar (thirty-six troyounces) in water (Oij f̄xiij), dissolved with the aid of heat. *Medicated* syrups are usually made by incorporating refined sugar with vegetable infusions, decoctions, expressed juices, fermented liquors, or simple aqueous solutions. They may also be prepared by adding a tincture to simple syrup, and afterwards evaporating the alcohol; or by mixing the tincture with sugar in coarse powder, and dissolving the impregnated sugar, after evaporation, in the necessary proportion of water. Syrups are apt to be spoiled by heat, and should be made in small quantities at a time.

By the evaporation of the solutions of vegetable principles, a very useful class of preparations, termed *Extracts* (*Extracta*), is obtained. They are prepared from infusions, decoctions, tinctures, and vinegars; and sometimes, in the case of recent vegetables, from the expressed juices of plants, usually diluted with water. Extracts prepared by the agency of water are termed *watery extracts*; those by means of alcohol, *alcoholic extracts*; those by means of acetic acid, *acetic extracts*. The evaporation of extracts is generally continued till they have a pilular consistence. Within a few years, however, these preparations have been employed in the liquid form, under the name of *Fluid Extracts* (*Extracta Fluida*), which have the

advantage of convenience of administration, and of being prepared at a less degree of heat. They are more liable than the solid extracts to spontaneous decomposition; and this difficulty is usually counteracted by means of sugar. In making the fluid extracts, alcohol and glycerin are the menstrua chiefly resorted to. The portion of the solvent which remains after evaporation contributes in some degree to the preservation of the preparation.

GLYCERITES (*Glycerita*) are solutions of medicinal substances in glycerin, made by rubbing them together in a mortar.

The OLEORESINS (*Oleoresinæ*) are extracts obtained by the agency of ether, which consist of fixed or volatile oils, holding resins and sometimes other active matters in solution. They retain a liquid or semi-liquid state, upon the evaporation of the menstruum employed in their preparation, and have the property of self-preservation.

#### SEMI-SOLIDS.

SUPPOSITORIES (*Suppositoria*) are soft solids, made by mixture of a medicinal substance with the oil of theobroma, usually in a conical form, of a weight of thirty grains, and designed for introduction into the rectum. They are employed with a view both to a local effect on the lower bowel and also to the gradual absorption of the medicinal substance. As the solvent action of the fluids of the rectum is much less than that of those of the stomach, only readily soluble medicines should be introduced in this way, for a constitutional effect; absorption, too, takes place less rapidly from the rectum than from the stomach.

LINIMENTS (*Linimenta*) are oily preparations designed for external use, usually thicker than water, but always liquid at the temperature of the body.

OINTMENTS (*Unguenta*) are preparations of a consistence like that of butter, made with lard or some other fatty substance. They are fitted for application to the skin by friction or inunction. Most of the ointments become rancid when long kept, and it is therefore best to prepare them only as wanted for use. *Vaseline* (not officinal), a straw-coloured ointment, made from petroleum (*unguentum petrolei*), not decomposable, is a superior unguent for general purposes. The term *ointment* (*unguentum*) is applied to a mixture of one part of yellow wax and four parts of lard.

CERATES (*Cerata*) are made of oil or lard, mixed with wax, spermaceti, or resin, with the addition of various medicinal substances. They are of harder consistence than ointments, and do not melt when applied to the skin. The term *cerate* (*ceratum*) is applied to a mixture of one part of white wax and two parts of lard.

PLASTERS (*Emplastra*) are adhesive at the temperature of the body, and must generally be heated to be spread. Some substances have sufficient consistence and adhesiveness to be made into plasters. Usually, however, medicinal substances, when employed in this form, are mixed with *Lead Plaster* or *Litharge Plaster* (*Emplastrum Plumbi*), a compound of olive oil and litharge. Plasters are prepared for use by spreading them upon sheepskin, linen, or muslin, with a margin a quarter or half inch broad.

CATAPLASMS or POULTICES (*Cataplasmata*) are soft, moist substances intended for external use. The common emollient poultice, employed to relieve inflammation and to promote suppuration, is made by mixing bread-crumbs with boiling milk, or powdered flaxseed with boiling water. A fabric termed *spongio-piline*, consisting principally of sponge, has lately been used as a substitute for the old poultice, and, when saturated with hot water, is a good vehicle of heat and moisture.

## GASES AND VAPOURS.

When employed in this form medicines are administered by *inhalation*. This may be effected either by diffusing the gas or vapour through the air to be respired by the patient; or by inclosing it in a bag or bottle with a suitable tube, through which the patient may breathe; or, when ethereal vapours are employed, by saturating a sponge or handkerchief with the ether and applying it to the mouth and nostrils of the patient; or the fumes of burning medicinal substances may be inhaled, by means of cigarettes or pipes, variously contrived.

## WEIGHTS AND MEASURES.

In prescribing and dispensing medicines the following are the *weights* and *measures* employed in the United States, with their signs annexed:

## TROY OR APOTHECARIES' WEIGHT.

The pound, lb	}	contains	}	Twelve ounces, ℥.
The ounce				Eight drachms, ℥.
The drachm				Three scruples, ℥.
The scruple				Twenty grains, gr.

The term *pound* should be avoided in formulæ, owing to the danger of mistakes from confounding the troy pound with the heavier avoirdupois pound, and large weights should be expressed in *troyounces*. The drachm and scruple are also now disused by the United States Pharmacopœia, and are replaced by their equivalents in grains. The troyounce contains 480 grains; the drachm, 60 grains.

In France and other parts of the continent of Europe a system of *metrical weights* is employed, which system has for its unit the meter (39.37 inches), which is the ten-millionth part of the distance from the pole to the equator measured on any meridian. From this basis all other weights and measures are calculated. It is a decimal system, all the divisions being obtained by the multiple ten. The names given to the different

multiples and divisions of the unit are indicated by prefixes derived from the Latin and Greek.

## FOR SUBDIVISION.

Latin.	{	Milli indicates the $\frac{1}{1000}$ of the unit.
		Centi " " $\frac{1}{100}$ " "
		Deci " " $\frac{1}{10}$ " "

## FOR MULTIPLICATION.

Greek.	{	Deca indicates 10 times the unit.
		Hecto " 100 " "
		Kilo " 1,000 " "
		Myria " 10,000 " "

In the *metric system* fluids as well as solids are expressed by weight, consequently the gram (unit of weight) and its decimal divisions enter only into the calculation of a prescription. A gram is the weight of a cubic centimeter of water at 4° C. The subdivisions of the gram are, milligram, centigram and decigram; the multiplications, decagram, hectogram, &c. Instead of using the latter terms the total is better expressed in grams. The sign *Gm.* is used to denote gram, c. c., cubic centimeter, and to denote quantity, Arabic figures; the latter should precede the symbol. In prescribing liquids allowance must be made for the relation existing between sp. gr. and bulk. In each case, of spirits, tinctures and oils  $\frac{1}{10}$  less, of stronger ether  $\frac{1}{4}$  less, of spirit nitric ether  $\frac{1}{2}$  less, of glycerin  $\frac{1}{4}$  more, of syrup  $\frac{1}{3}$  more, of chloroform  $\frac{1}{2}$  more, must be ordered. In the case of spirits and tinctures the difference is so slight that it may be disregarded. Rules for expressing quantity by weight of the troy system in metric terms: A. Reduce the quantity to grains and divide by 15; the quotient expresses the quantity in grams (nearly). B. Reduce each quantity to drachms and multiply the number by 4; the product is the number of grams representing nearly the same quantity. These rules are to be employed in changing fluid measures to grams. In round numbers 1 f ̄ 5 = 31 c. c. 1 c. c. or *gm.* = gr.  $15\frac{1}{2}$  of distilled water. It has been suggested to use the term flui-gram for c. c. (Mann and Oldberg.)

COMPARATIVE TABLE OF DECIMAL WITH TROY WEIGHTS.

NAMES.	EQUIVALENT IN GRAMS.	EQUIVALENT IN GRAINS.	EQUIVALENT IN TROY WEIGHT.			
			lb	ʒ	ʒ	gr.
Milligram,	·001	·0154				$\frac{1}{80}$
Centigram,	·01	·1543				$\frac{1}{6}$
Decigram,	·1	1·5434				1·5
Gram,	1	15·4340				15·4
Decagram,	10	154·3402			2	34·0
Hectogram,	100	1543·4023		3	1	43·0
Kilogram,	1000	15434·0234	2	8	1	14·
Myriagram,	10000	154340·2344	26	9	4	20·

## WINE OR APOTHECARIES' MEASURE.

The gallon, C.	contains	Eight pints, O.
The pint		Sixteen fluidounces, fʒ.
The fluidounce		Eight fluidrachms, fʒ.
The fluidrachm		Sixty minims, ℥.

The term *gallon* is not used by the U. S. Pharmacopœia, that measure being always expressed in pints.

Liquid measures are sometimes prescribed by *drops*, which, however, vary in quantity according to the nature of the liquid, the shape and size of the vessel from which it is dropped, and even the amount of liquid which the vessel contains. (Thus, a fluidrachm of distilled water contains only 45 drops, while this measure of alcohol and of most tinctures contains 120 drops, and of chloroform, 220 drops, or even more.) Approximate measurements are also frequently employed in prescribing the less powerful liquids: thus a *teacup* is used for fʒiv, or a gill; a *wineglass* for fʒij; a *tablespoon* for fʒss; a *teaspoon* for fʒj.

TABLE FOR CONVERTING CUBIC CENTIMETERS INTO FLUIDRACHMS.

Cubic Centimeters.	0.		1.		2.		3.		4.		5.		6.		7.		8.		9.	
	dr.	m.	dr.	m.	dr.	m.	dr.	m.	dr.	m.	dr.	m.	dr.	m.	dr.	m.	dr.	m.	dr.	m.
0	0		0	16	0	32	0	49	1	5	1	21	1	37	1	53	2	10	2	26
10	2	42	2	58	3	15	3	31	3	47	4	3	4	19	4	36	4	52	5	8
20	5	24	5	41	5	57	6	13	6	29	6	46	7	2	7	18	7	34	7	51
30	8	7	8	23	8	39	8	56	9	12	9	28	9	44	10		10	17	10	33
40	10	49	11	5	11	22	11	38	11	54	12	10	12	27	12	43	12	59	13	15
50	13	31	13	48	14	4	14	20	14	36	14	53	15	9	15	25	15	41	15	58
60	16	14	16	30	16	46	17	2	17	19	17	35	17	51	18	7	18	24	18	40
70	18	56	19	12	19	28	19	44	20	1	20	17	20	34	20	50	21	6	21	22
80	21	38	21	55	22	11	22	27	22	43	23		23	16	23	32	23	48	24	4
90	24	20	24	37	24	53	25	9	25	26	25	42	25	58	26	14	26	31	26	47

100 cubic centimeters are equal to 27 fluidrachms 3 minims, or 3 fluidounces 3 fluidrachms and 3 minims.

MAISCH'S TABLE FOR CONVERTING APOTHECARIES' WEIGHTS AND MEASURES INTO GRAM WEIGHTS.

Troy Weight.	Grams.	Apothecaries' Measures.	Grams for Liquids.		
			Lighter than Water.	Spec. Grav. of Water.	Heavier than Water.
Grain	·004	Minim 1	·055	·06	·08
	·005	2	·10	·12	·15
	·006	3	·16	·18	·24
	·008	4	·22	·24	·32
	·010	5	·28	·3	·40
	·016	6	·32	·36	·48
	·02	7	·38	·42	·55
	·03	8	·45	·5	·65
	·05	9	·50	·55	·73
1	·07	10	·55	·6	·80
2	·13	12	·65	·72	·96
3	·20	14	·76	·85	1·12
4	·26	15	·80	·9	1·20
5	·32	16	·90	1·0	1·32
6	·39	20	1·12	1·25	1·60
7	·45	25	1·40	1·55	2·00
8	·52	30	1·70	1·90	2·50
9	·59	35	2·00	2·20	2·90
10 (℥ss)	·65	40	2·25	2·50	3·30
12	·78	48	2·70	3·0	4·00
14	·90	50	2·80	3·12	4·15
15	1·00	60 (℥i)	3·40	3·75	5·00
16	1·05	65	3·60	4·0	5·30
18	1·18	72	4·05	4·5	6·00
20 (℥i)	1·3	80	4·50	5·0	6·65
24	1·5	90 (℥iiss)	5·10	5·6	7·50
30 (℥ss)	1·95	96	5·40	6·0	8·00
32	2·1	100	5·60	6·25	8·30
36	2·2	120 (℥ii)	6·75	7·5	10·00
40 (℥ii)	2·6	150 (℥iiss)	8·50	9·5	12·50
45	3·0	160	9·00	10·0	13·30
50 (℥iiss)	3·2	180 (℥iii)	10·10	11·25	15·00
60 (℥i)	3·9	210 (℥iiiiss)	11·80	13·0	17·50
70	4·55	240 (℥iv)	13·50	15·0	20·00
80 (℥iv)	5·2	℥v	16·90	18·75	25·00
90 (℥iiss)	5·9	℥vss	18·60	20·75	27·50
100 (℥v)	6·5	℥vi	20·25	22·5	30·00
110 (℥vss)	7·1	℥vii	23·60	26·25	35·00
120 (℥ii)	7·80	℥viii (℥i)	27·00	30·0	40·00
150 (℥iiss)	9·75	℥ix	30·40	33·75	45·00
180 (℥iii)	11·65	℥x	33·75	37·5	50·00
240 (℥ss)	15·5	℥xii (℥iiss)	40·50	45·0	60·00
300 (℥v)	19·4	℥xiv	47·25	52·5	70·00
360 (℥vi)	23·3	℥ii	54·00	60·0	80·00
420 (℥vii)	27·2	℥iiss	67·50	75·0	100·00
480 (℥i)	31·1	℥iii	81·00	90·0	120·00
℥ii	62·2	℥iiiiss	94·50	105·0	140·00
℥iv	124·4	℥iv	108·00	120·0	160·00

A variety of circumstances, relating to the human organism, modify the effects of medicines.

*Age* exerts a most important influence in this particular. Children are more susceptible than adults; and in advanced age, also, smaller doses are required than in the prime of life. No general rule can be laid down for the adaptation of the doses of medicine to different ages, as the susceptibilities to the influence of different medicines are unequal at the same age. Thus, infants are peculiarly alive to impressions from opium, while in the cases of calomel and castor oil, they will bear much larger proportional doses.

Dr. Young's scheme for graduating the doses of medicines to different ages answers very well in prescribing: For children under twelve years, the doses of most medicines must be diminished in the proportion of the age to the age increased by 12; thus, at two years to  $\frac{1}{7}$ , viz.:  $\frac{2}{2+12} = \frac{1}{7}$ . At 21, the full dose may be given.

A good practical rule for graduating doses is that of Dr. Cowling: "The proportional dose for any age under adult life is represented by the number of the following birthday divided by twenty-four;" for one year,  $\frac{2}{24} = \frac{1}{12}$ ; for three years,  $\frac{4}{24} = \frac{1}{6}$ ; for eleven years,  $\frac{12}{24} = \frac{1}{2}$ .

*Sex, temperament* and *idiosyncrasy*, all modify the effects of medicines. Women require somewhat smaller doses than men; and during menstruation, pregnancy, and lactation, all active treatment, which is not imperatively demanded, should be avoided. To persons of a sanguine temperament, stimulants are to be administered with caution, while, in cases of the nervous temperament, the same care is to be observed in the employment of evacuants. Mercurials are called for where the bilious temperament exists, but, on the other hand, they are generally injurious where the lymphatic temperament is strongly marked. Idiosyncrasy renders many individuals peculiarly susceptible or insusceptible of the action of particular medicines, as mercury, opium, &c.

In *disease*, an extraordinary tolerance of the action of many

medicines is established. In tetanus, immense quantities of opium are borne and required; in typhoid fever, alcohol is freely administered without inducing narcotism; in pneumonia, tartar emetic may be taken in large doses, without nausea.

The *time of administration* modifies the action of medicines. Where a rapid effect is desired, they are to be given on an empty stomach; on the other hand, irritant substances, as the arsenical or iodic preparations, are best borne when the stomach is full; and the insoluble chalybeates, requiring the gastric fluid to dissolve them, should be taken with the food.

The *condition of the stomach* is to be considered in prescribing medicines. In the black vomit of yellow fever, absorption cannot take place by the stomach, and in the second stage of cholera, endosmosis by the bowels is impossible; here, the hypodermic medication is invaluable.

*Habit* diminishes the influence of many medicines, especially narcotics.

The influence of *race, climate, occupation,* and the *imagination*, upon the effects of medicines is often decided, and deserves attention in prescribing.

#### PARTS TO WHICH MEDICINES ARE APPLIED.

Medicines are applied to the skin, to mucous membranes, to serous membranes, to wounds, ulcers, cysts, and abscesses, and they are injected into the veins.

1. *To the Skin*.—Medicines are applied to the skin for both a local and a general effect; when brought in contact with the skin without friction it is termed the *enepidermic method*. As their influence on *distant* organs is the result of their absorption, this function must be taken into consideration. Solutions of medicinal substances in water permeate slowly through the skin to enter the vessels. M. Hebert first drew attention to the fact that the oily secretion of the sebaceous follicles of the skin prevented the contact of aqueous liquids with the cuticle, but the cuticle itself is the main impediment to absorption. Waller (*The Practitioner*, London, 1869, vol. 3, p. 330) found

that chloroformic solutions of the alkaloids placed in contact with the skin readily produced their effects upon the system. He ascertained that chloroform quickly osmose through the skin, carrying with it dissolved substances, and that the rationale of the process was not due to a solvent action on sebaceous matter.

The application of medicines to the skin by *friction, the epidermic method*, is occasionally resorted to, but its results are slow and uncertain; and when we wish to affect the system through the agency of the skin, the preferable method is to apply the medicine to the dermis denuded of the cuticle. This is termed the *endermic method*, and the cuticle is usually removed by means of a blister. The medicine is applied to the denuded dermis in the form of powder, or, if very irritating, it may be incorporated with gelatin, lard, or cerate. This method is useful in cases of irritability of the stomach, of inability to swallow, or where we desire to influence the system rapidly and by every possible avenue, or where it is of importance to apply the medicine near the seat of the disease. The dose is to be two or three times the amount which is administered by the stomach.

Another method of applying medicines through the skin is by injection into the subcutaneous cellular tissue. This method is termed the *hypodermic method*, and is of recent introduction into therapeutics. Medicines are injected hypodermically for both a local and a general effect. A constitutional impression can be produced by this means more certainly, rapidly, and efficiently than by the introduction of medicines into the stomach. It is particularly adapted to the speedy relief of pain, to the treatment of diseases in which it is desirable to influence the system with the greatest possible rapidity and effect, and also to cases where the internal administration of medicines is interfered with. The substances proper for hypodermic injection are those which are small in bulk and are of perfect solubility, such as the vegetable alkaloids. Substances of imperfect solubility should not be injected hypodermically, dangerous results having followed therefrom, as from the use of the salts of

quinia. The dose, particularly in first injections, should be two thirds of the ordinary dose by the stomach, and for females about one half.

The instrument used for injection is a small syringe armed with a small, sharp lancet, and, for the better regulation of the dose, it is desirable that the syringe should be graduated. It is important to avoid the puncture of a vein, lest a suddenly overwhelming effect be produced; and, with this view, the syringe-needle should not be pushed too deeply into the tissues, and should be withdrawn a little, to allow a wound of a vein to close from elasticity. When a constitutional effect only is aimed at, non-sensitive, vascular parts should be selected, in order to facilitate absorption and give little pain, such as the waist; another good spot for injection is at the insertion of the deltoid muscle in the arm, and, where repeated operations are practiced, it is well to vary the point of injection. Irritating injections are best tolerated in the back. To preserve hypodermic solutions from the destructive action of a low order of vegetation (*algæ*), cherry laurel water or a weak borax solution may be used.

2. *To Mucous Membranes.*—Medicines are applied to all the gastro-pulmonary and genito-urinary mucous surfaces.

a. To the *conjunctiva*, they are applied for local effects only, and are termed *collyria*, or eye-washes.

b. To the *nasal* or *pituitary membrane*, they are applied usually for local purposes; sometimes, however, to irritate, and excite a discharge, when they are termed *errhines*; sometimes, also, to produce sneezing, with a view to the expulsion of foreign bodies from the nasal cavities, when they are termed *sternutatories*.

c. To the *mucous membrane of the mouth and throat*, medicines are applied almost exclusively for local purposes. When in solution, they are termed *gargarismata* or *gargles*. Powders are introduced by insufflation.

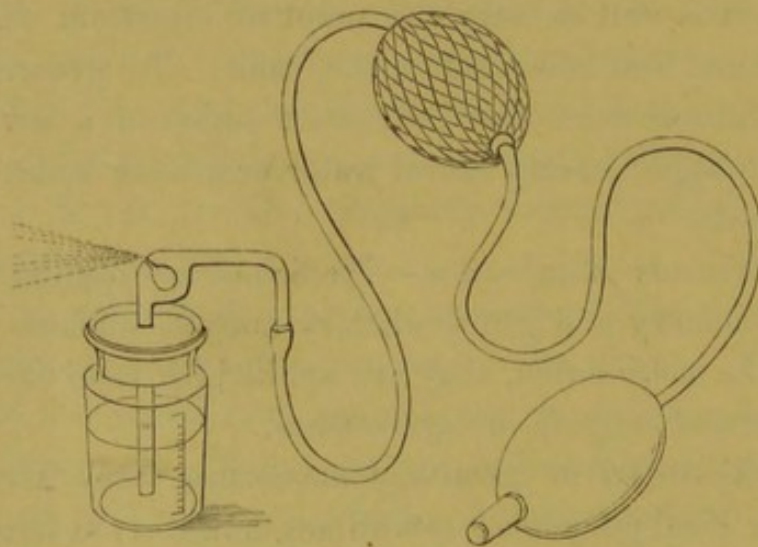
d. To the *Eustachian tubes*, washes are applied in local affections.

e. On the *aërial* or *tracheo-bronchial membrane*, medicines

produce a very decided influence, both local and general. Liquid substances are introduced into the air passages by means of a sponge or syringe, in the treatment of chronic inflammations of the larynx. Various substances are inhaled with advantage in phthisis, chronic bronchitis and laryngitis, asthma, etc., while the most powerful effects are produced on the system by the absorption of ethereal vapours and gases through the pulmonary surface.

Within the last few years, liquids have been introduced into the air passages, for the treatment of diseases of the respiratory organs, in the form of a *fine spray*. This mode of application, termed the *atomization* of fluids, has proved very valuable, particularly in the relief of throat affections. Various instruments

Fig. 2.




have been resorted to in the atomization of liquids. The *hand-ball atomizer*, which is usually employed, consists of two glass tubes, with capillary openings, placed at right angles to each other, the vertical tube being dipped in a bottle containing the fluid to be atomized, while at the other end it is close to and about opposite to the centre of a capillary opening in the horizontal tube. This connects with an elastic tube, intercepted by two elastic balls, one in the middle, the other, which is furnished with valves, at the end of the tube. The upper ball acts as a reservoir, into which a current of air is forced from the lower

ball by pressure with the hand. The air in the vertical glass tube being rarefied, the liquid rises to the capillary opening, and is there pulverized by the current of air from the horizontal tube. The *atomizer* is used also to produce local anæsthesia, and as a deodorizer.

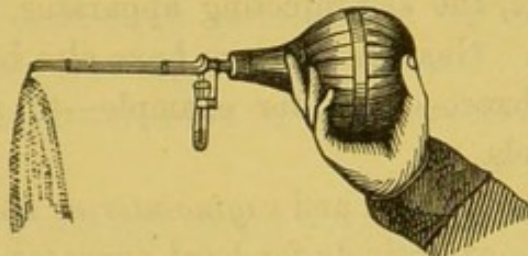
As modified by Winterich, the spray can be readily generated within various parts of the body, as the back of the throat,

Fig. 3.



nostrils, meatus of the ear, etc. Instead of air steam has been substituted as the forcing power in the apparatus known as Siégle's. In this instrument as modified by Da Costa, inhala-

Fig. 4.



tion can be practiced without fatigue or assistance, and the warmth of the spray is also an advantage in many diseases of the respiratory organs.

*f.* The *gastro-intestinal mucous membrane*, of all parts of the body, is most employed for the exhibition of medicines. The stomach, from its great vascularity, its solvent secretions, and the numerous relations which it has with almost every part of the body, is the chief recipient of medicinal agents. The rectum is, however, also frequently employed for various purposes, as to relieve disease of this or of neighbouring organs, to occasion revulsion, to produce alvine evacuations, to destroy ascarides, and when, for any reason, it is desirable to spare the stomach.

It is usually recommended that the dose of medicines introduced into the rectum for constitutional effects should be two or three times greater than when taken into the stomach. In the case of active, soluble medicines, however, especially narcotics, it is most prudent to give the same amount by the rectum as by the mouth.

Solid substances introduced into the rectum are termed *suppositories*. Liquids introduced into the rectum are termed *clysters*, *lavements*, *injections*, and *enemata*. Soluble substances, when thus applied, are usually dissolved in water; insoluble substances are suspended in some mucilaginous vehicle. When the enema is to be retained, it should be from one to four fluidrachms in quantity. When it is introduced to act upon the bowels, its bulk may be from twelve to sixteen fluidounces for an adult, six to eight fluidounces for a youth of twelve, three to four fluidounces for a child of one to five years, and a fluidounce for a newly-born infant. Various instruments are used for the administration of enemata, as the pipe and bladder, the ordinary syringe, the self-injecting apparatus, and the elastic bottle and tube. Gaseous matters have also been thrown into the rectum—tobacco-smoke, for example—to relieve obstruction of the bowels.

*g.* To the *urino-genital* and *vagino-uterine membranes*, applications are made exclusively for local purposes. Within a few years intra-uterine medication has been a good deal employed in local affections of the uterus, but in the injection of fluids into the uterus there is danger of metro-peritonitis.

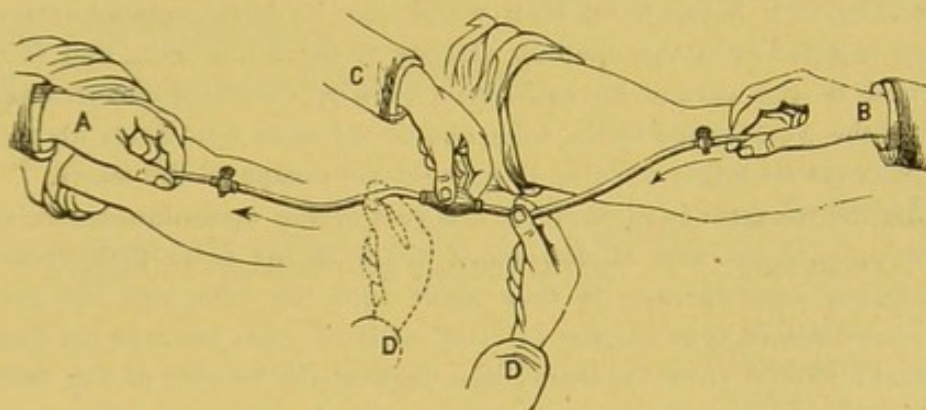
3. To *Serous Membranes*. Irritating solutions are injected into the cavity of the tunica vaginalis testis, in hydrocele; into the hernial sac, in hernia; and even into the pleural cavity, in pleurisy, for the purpose of producing adhesion of the sides of the sacs.

4. To *Ulcers*, *Wounds* and *Abscesses*, medicines are applied chiefly for their local effects. The absorbing power of these surfaces is to be kept in mind in such applications. *Cysts* are sometimes cured by injections, as of iodine into cysts of the thyroid gland.

5. *The injection of medicines into the Veins* has been occasionally practiced. The operation is, however, objectionable, from the danger of introducing air into the circulation; and it is seldom resorted to, except in the case of *transfusion of blood* after uterine or other hemorrhage, or exhausting disease.

*Transfusion* will often be found an efficient remedy, although there is always risk of coagulation of the blood in the veins. The more direct and immediate the transfusion, the safer the operation, as by Aveling's apparatus, which consists of an India-rubber bulb, oblong in shape, and of sufficient size to contain two fluidrachms; India-rubber tubes six or seven

Fig. 5.



inches in length attached to the extremities of the bulb; and stop-cocks attached to the outer extremities of the tubes. Also, two silver tubes: one, bevel-pointed, called the afferent tube (seen at A), which is to be inserted into the vein in the arm of the patient; the other round-pointed, called the efferent tube (seen at B), which is to be inserted into the vein in the arm of the donor, also a pair of fine forceps and a scalpel.\*

\* The mode of operation is as follows:

First, place the apparatus in a basin of tepid water, and, while completely under the water, for the purpose of filling it and insuring its cleanliness, compress and expand the bulb until the air contained within the bulb and rubber tubing is completely expelled. When the air has been completely expelled, and while the apparatus is yet remaining beneath the surface of the water, turn the stop-cocks at both extremities of the rubber tubing in such a manner as to entirely preclude the possibility of air gaining access to its cavity. The patient having been brought to the side

## THE CLASSIFICATION OF MEDICINES.

In treating the articles of the *Materia Medica* some writers have classified them according to their natural properties, others, according to their action on the human system. To the student of medicine a classification based upon the sensible qualities or natural affinities of medicines can be of little value,

of the bed and the arm made bare, a fold of skin over a vein at the bend of the arm is to be raised, transfixed, and divided. The vein now brought into view is to be seized with the fine forceps, slightly raised, and a small opening made into it for the reception of the bevel-pointed silver or afferent tube. This tube, which has been lying in the basin of tepid water, should carefully be kept filled with water when it is removed, by placing the thumb or finger over its larger opening.

The tube, now being filled with water, has its bevel-pointed extremity at once inserted into the opening already made in the vein, and is then entrusted to the care of an assistant (A), who carefully compresses the edges of the wound around the tube, and at the same time holds his thumb or finger over its larger opening to prevent the escape of the water.

While the operator is performing this part of the operation, an assistant should prepare the arm of the blood-donor in the same manner as for venesection. An opening is then made into the vein, and the round-pointed or efferent tube at once inserted with its point towards the fingers. The donor should then be seated in a chair at the bedside of the patient. It is better not to secure the tubes in the veins by ligatures. B represents the hand of an assistant holding the efferent tube carefully compressed within the lips of the wound, in the same manner as with the afferent tube at A.

The India-rubber portion of the apparatus, thoroughly cleansed, air perfectly expelled and completely filled with water, is now to be carefully and closely adjusted to the two tubes in the veins. When adjusted the stop-cocks are turned straight, and transfusion is commenced by first compressing the India-rubber tube on the efferent side (donor's), and then squeezing the bulb, which forces two drachms of water into the afferent vein. Next, while the bulb is compressed, shift the hand and compress the India-rubber tube upon the afferent (patient's) side. Then allow the bulb to expand slowly, and blood will be drawn into it from the donor's vein. When the tubing and bulbs are filled bring the hand back, compress the tube, follow this by compression of the bulb, and two drachms of blood will be thrown into the afferent vein. In this manner the process can be repeated any number of times desired, rapidly or slowly, and the exact amount of blood transfused can be known by counting the number of times the bulb has been emptied, one being subtracted, which accounts for water first used.

since it associates articles of the most opposite remedial properties. A classification of medicines founded on a similarity of action on the animal economy is more desirable and useful, and various arrangements of the *Materia Medica* have been attempted on this basis. They are all, to some extent, necessarily imperfect, owing partly to the diversified effects of medicines and partly to our ignorance of the real nature of many of the modifications which they produce upon the tissues. Still, the advantages of some arrangement of this kind are so numerous that it cannot well be dispensed with.

The following classification will be found to include the more ordinary and generally received divisions of the *Materia Medica*, and to present the articles in convenient groups for therapeutic application.

Medicines may be divided into—

I. Those which have a special action on the nervous system, or <i>Neurotics</i> (from <i>νευρον</i> , a nerve).	{ Narcotics, Anæsthetics, Antispasmodics, Tonics, Astringents, Stimulants, Sedatives, Spinants.
II. Those which have a special action on the secretions, or <i>Eccritics</i> (from <i>εκκρισις</i> , secretion).	{ Emetics, Cathartics, Diaphoretics, Diuretics, Blennorrhetics, Emmenagogues.
III. Those which modify the blood, or <i>Hæmatics</i> (from <i>αιμα</i> , the blood).	{ Hæmatinics, Alteratives, Antacids.
IV. Those which act topically.	{ Antiseptics, Irritants, Demulcents, Colouring Agents, Anthelmintics.

## CLASS I.—NEUROTICS.

## ORDER I.—NARCOTICS.

Narcotics (from *νακρεω*, to *stupefy*) are medicines which impair or destroy nervous action. The primary effect of narcotics is, however, of a stimulant character, and their therapeutic efficacy is in a great degree due to this action. They are often administered, too, for a true narcotic or sedative influence on the motor, sensor, and intellectual functions. In diseased conditions, a marked tolerance of this class of medicines is established, and they can be exhibited in large doses without inducing narcosis. They are employed, chiefly, to remove muscular spasm, relieve pain, allay cerebral or spinal irritability, and procure sleep.

When employed to relieve pain, they are termed *anodynes*; when employed to procure sleep, *hypnotics* or *soporifics*.

When this class of medicines is resorted to for any length of time, with a view to a *narcotic* effect, their influence upon the system is much diminished, and constantly increased amounts are called for to maintain the same effect.

## OPIUM.

Opium (from *οπος*, *juice*) is the CONCRETE JUICE of the unripe capsules of *Papaver somniferum* (*Nat. Ord.* Papaveraceæ). The opium-poppy is a native of Persia, but is cultivated in various parts of Asia, in Europe, and in the United States. It is an annual plant, with a round, leafy stem, from two to four feet or more in height, and large four-petaled flowers. There are two prominent varieties of this species: the *black* poppy, with violet-coloured or red flowers, brown or blackish seeds, and globular capsules; and the *white* poppy, with white flowers and seeds, and ovate capsules; but these varieties run into each other under cultivation.

The NEARLY RIPE CAPSULES (PAPAVER) are from an inch and a half to two inches or more in diameter, and contain a good deal of opium. They are sometimes given to children in the

form of *syrup*, and are applied externally as an anodyne emollient, in the form of *decoction*. The seeds are destitute of narcotic properties, and are used in Europe as an article of diet, and for the manufacture of an oil.

Opium is obtained from incisions in the half-ripe capsules. The juice, which exudes from the incisions, is allowed to evaporate spontaneously, and is scraped off after drying, generally with more or less of the epidermis, and is sometimes sent into the market unmixed, as a choice variety. The opium of commerce is, however, commonly made by adding the dried juice, obtained by incision, to an extract prepared by expression, or even from a decoction of the leaves, the whole being kneaded together, formed into cakes, and wrapped in fresh poppy-leaves.

The commerce of the United States is supplied with opium almost exclusively from Asiatic Turkey. This is known in the market as *Smyrna* or *Turkey* opium, and comes in irregularly rounded or flattened cakes, covered with the capsules of a species of *Rumex*.

A large amount of opium is produced in British India, for consumption in India and China, but it is not found in our markets. The Persian opium is another variety, but it does not reach the United States. Much opium was formerly obtained from Upper Egypt, in the neighbourhood of Thebes, but its production was for a long time abandoned, though within the last forty years again introduced. Successful attempts have been made with the cultivation of the poppy in England and other parts of Europe, which have resulted in the production of opium. During the civil war in the United States, a good deal of opium was made in the southern States, from poppies of almost every variety; samples of this opium have yielded about the same amount of morphia as that obtained from Turkey opium, and even in New England very good opium has lately been produced. The great source of our supply of opium has, however, long been, and still is, the Turkish dominions.

The best opium should have a fine chestnut colour, an aromatic, strong, peculiar smell and a dense consistence—becoming, however, harder and darker by being kept. It should be

moderately ductile, break with a deeply-notched fracture, and, when drawn across white paper, should leave an interrupted stain. The taste is very bitter and somewhat acrid, and when chewed it excites irritation in the mouth and throat. It is inflammable, and imparts its virtues to water, alcohol and diluted acids, but not to ether.

*Chemical Constituents.*—Opium contains a great variety of chemical constituents, the most important of which is the alkaloid MORPHINA (*morphia*). Other principles found in opium are the alkaloids, *narcotina*, *codeia*, *narceia*, paramorphia, papaverina, opiana, cryptopia; meconin, meconic and thebolactic acids, porphyroxin, gum, extractive, resin, oil, etc., but no tannin or starch, and, in very minute amounts, alkaloids, termed meconidia, laudamia, codamia, pseudomorphia, apomorphia (a derivative of morphia by HCl), lanthopia, rhœadina, rhœa-genia, laudanosia, protopia and hydrocotarnia. Morphia is the principle upon which the narcotic effects of opium essentially depend, and, with its salts, is officinal in all the pharmacopœias.

MORPHIA exists in opium chiefly in combination with meconic acid. The morphia meconate is separated from the other constituents of the drug by successive macerations with water. Alcohol and water of ammonia are then added to the aqueous solution, by which the salt is decomposed, the ammonia precipitating the morphia and the alcohol seizing the colouring matter as soon as it is separated from the alkali. The crystals of morphia, which are formed, are afterwards boiled in alcohol, and the solution is filtered through animal charcoal. Good samples of opium, when dried, should yield *not less than 12 nor more than 16* per cent. of morphia.

Morphia ( $C_{17}H_{19}NO_3 \cdot H_2O$ ) occurs in colourless, rhombic, prismatic crystals, without smell, but of very bitter taste. It is very slightly soluble in water and ether, nearly insoluble in chloroform, partially soluble in cold and more soluble in boiling alcohol. Acetic ether (ethyl acetate) is the best solvent for it. From the insolubility of the alkaloid the *salts* of morphia are preferred for medicinal use; they are freely soluble in water and diluted alcohol, but are insoluble in ether and

chloroform. *Tests*: 1. *Concentrated nitric acid* strikes with morphia and its salts a rich orange-red colour, slowly fading to yellow. 2. *Iron chloride* or *tersulphate* colours them deep blue. 3. *Iodic acid* is deoxidized by morphia, and if a solution of starch is added with heat, dark-blue starch-iodine is produced; this is a very delicate test. 4. *Sulphomolybdic acid* (made by dissolving, with a gentle heat, 5 or 6 grains of ammonium molybdate in 2 drachms of strong sulphuric acid), when rubbed with morphia, produces an intense purplish or crimson colour, changing to green, and finally to sapphire blue. 5. *Iodic acid* in solution, mixed with *carbon sulphide*, produces, when added to morphia, a pink or red colour, owing to the liberation of the iodine and its solution by the sulphide. 6. Alkaline solutions of chlorine give a deep red colour with morphia. Other tests are recommended, but these are the best.

*Narcotina* ( $C_{22}H_{23}NO_7$ ) exists in opium chiefly in the free state, and, being insoluble in water, is left behind when the drug is macerated in this menstruum. It occurs in white, tasteless, inodorous, needle-like crystals, which are soluble in ether, alcohol, and still more so in chloroform. At one time it was thought to possess a portion of the narcotic properties of opium, but it is now admitted to be inert in this respect. Its salts, which are bitter, have been used in India as stomachics, and as febrifuge tonics in the treatment of intermittent fever.

*Codeia* ( $C_{18}H_{21}NO_3$ ) exists in opium combined like morphia with meconic acid, and is extracted in the process for obtaining the latter alkaloid, from which it may be separated by an alkaline solution, which dissolves the morphia and leaves the codeia. It occurs in colourless octohedral crystals, of a bitter taste, soluble in water, alcohol, ether and chloroform. It has been found to possess uncertain narcotic powers, one grain having failed to be hypnotic (Wood, H. C.), while four grains have caused insomnia and slight delirium (British Med. Jour., 1874, 1, 478); again, five grains have produced no effect (Mitchell). Codeia has been used in gastrodynia and dyspepsia, in the dose of half a grain or more. It is, however, too expensive an article for general use.

*Narceia* ( $C_{23}H_{29}NO_9$ ) is obtained from the mother liquid left after crystallizing out the salts of morphia. Bernard affirms that it is the most certain hypnotic of all the opium alkaloids. Da Costa's experience shows that it has little effect on skin or pupil, and that its hypnotic action is uncertain or inert. Another observer states that to get its hypnotic effects it must be given in doses twice as large as morphia (Eulenberg). Its exact action is so far in doubt.

*Paramorphia*, known also as *Thebaia* ( $C_{19}H_{21}NO_3$ ), has been found to be a tetanizing toxic agent, analogous in its effects to strychnia; two grains, given hypodermically, have killed a dog.

*Papaverina* ( $C_{21}H_{21}NO_4$ ) is said to produce some soporific action, with a sedative influence on the pulse; its strength is from one-eighth to one-fourth of that of morphia.

*Cryptopia* ( $C_{21}H_{23}NO_5$ ) is thought to produce a hypnotic influence analogous to that of morphia, though a much feebler agent. The statements in regard to the last three alkaloids are conflicting.

*Apormorphia* ( $C_{17}H_{17}NO_2$ ), a recently-discovered *alkaloidal derivative* of morphia, soluble in water, possesses marked *specific emetic* properties, acting very promptly and with much freedom from nausea;  $\frac{1}{15}$  of a grain injected hypodermically, or  $\frac{1}{4}$  of a grain taken by the stomach, will produce emesis in from 10 to 20 minutes, which is apt to recur once or twice at intervals of a quarter of an hour, but care should be exercised in its use. It is a valuable emetic when prompt evacuation of the stomach is required, as in narcotic poisoning, and has been used as an expectorant.

*Meconic acid* is inert, but is interesting as affording the most delicate test for opium; iron chloride or tersulphate strikes with even very diluted solutions of opium a blood red iron meconate, which is not dissolved by diluted acids or corrosive sublimate.

*Incompatibles*.—Alkalies, and astringent infusions containing tannic acid, are incompatible with opium; the former precipitate morphia from its soluble combination, while the latter form with it an insoluble compound. Many of the mineral salts are also decomposed by opium, as lead acetate (lead meconate and

morphia acetate being formed when these articles are prescribed together).

*Physiological Effects.*—Opium exerts a marked therapeutic action in the relief of pain, spasm, wakefulness, nervous irritability, and certain forms of morbid discharge, especially from the alimentary canal, by a primary stimulant action, antecedent to any narcotic influence. In such conditions a tolerance of its effects is established, and very large amounts may be taken without inducing narcosis. Opium applied locally deadens the sensibility of the nerves of a part without influencing the brain (Trousseau et Pidoux, vol. ii.). In detail its physiological action in moderate doses is as follows—Nervous system: the cerebral functions are stimulated, accompanied by an agreeable exhilaration of the intellectual faculties, followed by drowsiness, consciousness being finally lost in sleep, the latter sometimes disturbed by dreams. On awakening there are commonly symptoms of depression, as headache and nausea, also constipation. The reflex function of the spinal cord is diminished, and in lethal doses destroyed, death taking place from paralysis of the respiratory centre. Pupil: in full doses opium contracts the pupil; but since the local application of morphia does not possess this power, it follows that its action must be a constitutional one, being probably due to stimulation of the oculo-motor centres. Circulation: the heart's action becomes slower and fuller, the slowing being due to a depressing influence on the cardiac motor ganglia, at the same time the arterial tension is raised. Respiration: this act tends to become slower. Secretions: occasionally nausea; constipation results from lessening of the intestinal secretions and arrest of peristaltic action; kidneys: urine slightly diminished; salivary glands: the secretion from these glands is diminished; in one word, all the secretions are lessened except that of the skin, which is heightened. According to Phillips the drug is probably eliminated in this way, but much, doubtlessly, is carried off by the kidneys. In some persons an itching and miliary eruption of the skin occurs. Most of the opium alkaloids increase the excretion of urea.

When a poisonous dose is taken, the stage of excitement is

wanting; giddiness and stupour rapidly come on, with diminution in the frequency, though not in the fullness, of the pulse; and these symptoms are soon followed by an irresistible tendency to sleep, and finally by coma. The breathing is heavy and stertorous, the pulse slow and oppressed, and the *pupils are contracted*. If relief is not afforded, the pulse sinks, the muscular system becomes relaxed, and death ensues, preceded sometimes in children by violent convulsions. In adults gr.  $\frac{1}{8}$ – $\frac{1}{2}$  of morphia, and gr. iv. of opium, have caused death.

*In cases of poisoning from opium* or its preparations, the stomach should be immediately evacuated by the stomach pump, if possible, or by emetics. Owing to the torpor of the stomach, emetics are to be given in double the ordinary doses, and the direct emetics are to be preferred, as zinc sulphate (20 to 30 grains) or copper sulphate (5 to 10 grains). A large tablespoonful of mustard flour, or of powdered alum, answers very well as an emetic. Every means should be taken to arouse the patient from his lethargy; he should be kept awake, and made to walk as long as possible; afterwards cold affusions, counter-irritation to the nape of the neck and extremities, flagellation to the palms of the hands and soles of the feet, and, best of all when the coma is profound, the *electromagnetic battery* should be resorted to. Artificial inflation of the lungs is also to be practiced. The use of strong coffee has proved efficacious; and stimuli may be given to support the system. Of late years it has been found that belladonna exercises a powerful influence as a physiological antidote against narcotism from opium, *these drugs acting in an opposite manner on respiration, brain, skin, pupil and circulation*; and the administration of this substance by the stomach, or, still better, the hypodermic injection of a solution of atropia, is one of the most available remedies that can be employed in poisoning from opium. The poisonous action of opium appears to be entirely directed to the nervous system, no local lesions being found after death.

Opium is largely used as an habitual narcotic in Oriental countries, and to some extent in Europe and the United States.

The effects of indulgence in this species of intoxication are of the most destructive character upon both the physical and mental faculties.

*Medicinal Uses.*—Of all the articles of the *Materia Medica* opium enjoys the widest range of therapeutic application. From its properties of assuaging pain and inducing sleep it is useful in almost all diseases; and it is positively *contraindicated* only where there is a tendency to apoplexy or coma, or where there exists an idiosyncrasy with respect to its effects. As an *anodyne* in painful and malignant ulcers, sprains, severe injuries, and in resisting surgical *shock*, we have no substitute for opium; and, as an *hypnotic* in mania-a-potu, and in the wakefulness and cerebral irritability of fever, mania, etc., it is equally invaluable. From its power of relaxing muscular spasm it is our most efficient resource in tetanus, colic, and spasm of the stomach, bowels, biliary ducts, ureters, neck of the bladder, etc. In dysentery and cholera it forms the basis of every variety of treatment, partly for its diaphoretic effects, but principally for its action in arresting both the secretions and peristaltic motion of the bowels. In dysentery laudanum may be given per rectum in a starch decoction. In some cases of dysentery opium does harm by checking peristalsis, and so assisting to retain the dejections, thus allowing them to irritate and ferment (*Med. and Surg. Hist. of the Rebellion*, chap. on Dysentery). For the relief of the cough of pulmonary affections opium has no equal in *Materia Medica*. In cerebrospinal meningitis and in puerperal fever it has been found more successful than any other remedy. In gastric irritability, to check vomiting, in colica pictonum, peritonitis, rheumatism, gout, neuralgia, typhus, gangrene, convulsive diseases, diabetes, diarrhœa, etc., it is also constantly employed. Dr. Allbutt recommends the hypodermic use of morphia to relieve the dyspnœa of heart disease, and the editor can confirm his statement. In sunstroke good results have been obtained from morphia injections (*Hutchinson*). Morphia, exhibited hypodermically, will generally relieve a paroxysm of asthma, although without curative power. In the collapse of cholera

great benefit has been derived from the hypodermic use of morphia (Dr. J. T. Gallagher); and Loomis has called attention to its similar exhibition in uræmic convulsions. An approaching paroxysm of malarial fever, pernicious or intermit- tent, may be prevented by the timely injection of morphia.

*Administration.*—The ordinary dose of opium as an anodyne and hypnotic is one grain. Much larger doses are, however, called for in many diseases; and when it is administered for a length of time, as a narcotic, the dose must be gradually increased. To infants and very old persons it is to be given with great caution.

Opium is administered in the form of *powder* or *pills*. It is easily powdered when thoroughly dried, and the pills, as well as all the other preparations of opium, should always be made from the powder. The powder is sometimes used endermically, and is sprinkled on irritable ulcers. In the form of *suppositories* it is also applied to the rectum.

The following are the officinal preparations of opium:

OPII PULVIS (*Opium Powder*). Used in making most of the opium preparations. It should contain *not less than 12 nor more than 16 per cent. of morphine*, instead of 10 per cent., as directed by the U. S. P., 1870. This, as Dr. Squibb has pointed out, materially increases the strength of the preparations made from it, and causes a great variation in their strength, depending on the percentage of morphine in the powdered opium; thus laudanum ℥j may contain from gr. 5.44 to gr. 7.25 of morphine.

OPIUM DENARCOTISATUM (*Denarcotised Opium*). Opium freed from narcotina, etc., by means of ether, and containing 14 per cent. of morphine. Dose, gr. ss–ij.

PILULÆ OPII (*Pills of Opium*). Each pill contains a grain of opium. They are kept in the shops, as hard old opium pills are sometimes preferred in cases of irritable stomach.

EXTRACTUM OPII (*Extract of Opium*). Made by evaporat- ing the aqueous solution. Dose, gr. ½.

TROCHISCI GLYCYRRHIZÆ ET OPII (*Troches of Liquorice and Opium*). Much used in Philadelphia under the name of *Wis-*

*tar's cough lozenges.* Each troche contains one-twentieth of a grain of extract of opium.

EMPLASTRUM OPII (*Opium Plaster*). Made by mixing extr. opium with Burgundy pitch and lead plaster.

PULVIS IPECACUANHÆ ET OPII (*Powder of Ipecac and Opium*). This powder, well known under the name of *Dover's Powder*, is made by rubbing up *sixty grains* of opium and ipecacuanha each, with a *troyounce* of sugar of milk, the latter being employed to promote the minute division and thorough intermingling of the opium and ipecac. *Dover's Powder* is a most valuable anodyne diaphoretic, extensively prescribed in diarrhœa, dysentery, rheumatism, bronchitis, pneumonia, etc. Dose, gr. x, containing gr. j of opium and ipecacuanha each.

TINCTURA OPII (*Tincture of Opium*). *Laudanum*. Contains 10 per cent. of powdered opium. It should be recollected that the opium from which these preparations are made contains from 2 to 6 per cent. more morphine than that formerly employed. This is the most commonly employed of all the officinal preparations of opium. When long kept, particularly if exposed to the air, it becomes thick from evaporation of the alcohol, and its strength is much increased. Dose, ℥xij, or about 25 drops, equivalent to a grain of opium. There are 120 drops in fʒj. *Laudanum* is much used in the form of enema.

TINCTURA IPECACUANHÆ ET OPII (*Tincture of Ipecac and Opium*) contains deodorized tincture of opium (100 parts, evaporated) mixed with fluid extract of ipecac (10 parts) and diluted alcohol (enough to make 100 parts). Dose, ℥x-xx.

TINCTURA OPII CAMPHORATA (*Camphorated Tincture of Opium*). *Paregoric Elixir*. Prepared by macerating opium (ʒj) in diluted alcohol (Oij), with benzoic acid (ʒj), oil of anise (gr. lx), glycerin (gr. 600), and camphor (ʒj). Dose, fʒss, or a tablespoonful, containing rather less than a grain of opium. A favourite preparation for children. 5 to 20 drops may be given to an infant.

TINCTURA OPII DEODORATA (*Deodorized Tincture of Opium*) contains the same proportion of opium as laudanum. In preparing it, the narcotina as well as the odorous and many other injurious ingredients of opium are got rid of. A valuable preparation. Dose, the same as that of laudanum.

ACETUM OPII (*Vinegar of Opium*). *Black Drop*. Black drop has the same strength of laudanum, and is to be given in the same dose.

VINUM OPII (*Wine of Opium*). *Sydenham's Laudanum*. Prepared by macerating opium in stronger white wine, with cinnamon and cloves, and contains the same proportion of opium as laudanum. Dose, ℞xij, or about 25 drops.

MORPHIÆ SULPHAS (*Morphia Sulphate*), MORPHIÆ ACETAS (*Morphia Acetate*), MORPHIÆ HYDROCHLORAS (*Morphia Hydrochlorate*), are the officinal salts of morphia, made by saturating the alkaloid with sulphuric, acetic, and muriatic acids. The sulphate and muriate occur in the form of snow-white feathery crystals, the acetate (which is not very stable) as a white powder. They have a bitter taste; are all freely soluble in water and alcohol, and produce analogous medicinal effects, the sulphate being, however, most soluble and most employed in this country. The salts of morphia possess the *anodyne* and *hypnotic*, but not the *diaphoretic*, properties of opium, and are considered *less* apt to produce *headache*, *nausea*, or *constipation*. They are peculiarly adapted to the *hypodermic* and *endermic* methods of application. Dose, one-sixth to one-fourth of a grain. This quantity is equal to opium 1 grain. Magendie's solution, used hypodermically, contains sixteen grains to f̄i.

*Troches of Morphia and Ipecacuanha* (Trochisci Morphiæ et Ipecacuanhæ); each troche contains  $\frac{1}{40}$  of a grain of morphia sulphate.

PULVIS MORPHIÆ COMPOSITUS (*Compound Powder of Morphine*) (*Tully's Powder*). Contains morphine sulphate (1 part), mixed with camphor, liquorice, and calcium carbonate (of each 20 parts).

## CHLORAL.

This interesting compound, although discovered by Liebig in 1832, has attracted attention as a therapeutic agent only since the statements of Liebrich, a physician of Prussia, published in May, 1869. It is prepared by passing dried chlorine gas through pure anhydrous alcohol, afterwards gently heating, when the liquid separates into two layers, the lower of which is chloral; this is agitated with sulphuric acid, and purified by distillation, first over sulphuric acid and then over quicklime; the reaction, upon which the formation of chloral depends, in this process, is complicated, chloral and hydrochloric acids being the chief products. Anhydrous chloral ( $C_2HCl_3O$ ) is a thin, limpid, oily, colourless liquid, greasy to the touch, with a fatty taste, and a strong pungent smell, producing lachrymation. Chemically, it is classed with the halogen aldehydes. It has a sp. gr. of 1.502, a boiling point of  $203^\circ F.$ , and mixes in all proportions with water, alcohol, ether, and chloroform. Mixed with one-eighth its weight of distilled water, it combines to form a so-called HYDRATE ( $C_2HCl_3O, H_2O$ ), for it contains an entire molecule of water, which crystallizes in a mass of snow-white needles, soluble in their own weight of water; and, as pure chloral readily undergoes decomposition, the more stable hydrate is the form which is employed for medicinal use. It is incompatible with the alkalies, which decompose it into formic acid and chloroform.

Chloral combines also with alcohol, forming a compound termed *Chloral Alcoholate*, which resembles the hydrate, but is distinguishable by its insolubility in water and its solubility in cold chloroform.

*Effects and Uses.*—Chloral has decided antiseptic properties. Nervous system: in doses of 20-grains, chloral is a most reliable hypnotic. The sleep which it induces is usually quiet, natural and refreshing. Generally, no unpleasant effects follow its employment, though occasionally headache and slight nausea supervene. According to Hammond, chloral causes cerebral anæmia, and that the brain is in this condition when chloral sleep sets in.

In medicinal doses, it is not a pain-relieving agent, in the way that opium is. In hypnotic doses, it slightly contracts the pupil. It has no special action on the secretions, but is probably eliminated by the kidneys. When larger amounts are given, the sleep is deeper, and may pass into coma; the respiration is slower; the pulse is reduced in fullness and frequency, the arterial tension being lowered; the temperature is reduced; the muscular system is relaxed; and both sensibility and *reflex action are abolished*, the latter being brought about by a direct action on the spinal cord, since chloral does not affect the motor nerves or muscular contractility. Large amounts may be taken without fatal results, as 460 grains have been given without unpleasant effects, though 20 grains, in three cases, have proved poisonous; the symptoms of poisoning are diminished frequency of the respiration and circulation, redness of the conjunctiva, contraction of the pupils, lividity of the lips, and falling of the jaw, with occasionally eruptions of the skin. Death takes place probably from sudden failure of the heart's action, which stops in diastole. The treatment of chloral-poisoning is much the same as that pursued in opium-poisoning; artificial respiration is, however, useless, and the heart's action is best restored by the action of *strychnia* on the cardiac ganglia. It is asserted that chloral is decomposed in the blood by the liberation of chloroform; but this is scarcely probable, and its effects are certainly not identical with those of chloroform.

Chloral is a most valuable hypnotic remedy in all the forms of insomnia, in hysterical excitement, in acute mania, and in delirium tremens. As an antispasmodic, larger doses are required, but it has been used with advantage in infantile convulsions, and even in puerperal and uræmic convulsions, both by the mouth and hypodermically, and it is especially recommended in the relief of rigid os during labour. In sea-sickness it is highly recommended. In tetanus, much success has been obtained with chloral, in ten-grain doses every two hours. In whooping-cough, chorea, etc., it has also been employed with advantage, and as an antidote for *strychnia*. As an anodyne

it is available, but only in narcotic amounts. The ordinary dose of chloral is 20 grains, which may be safely repeated every hour or two, till three doses have been taken or sleep occurs. An equal weight of chloral hydrate added to powdered camphor makes a valuable local anæsthetic liquid.

Chloral is administered only in aqueous solution, and the addition of mucilage or syrup, particularly of the syrup of orange-peel, will disguise its unpleasant taste. It is not well adapted to the hypodermic method, as painful phlegmons sometimes follow its repeated use. Locally, in dilution (gr. x to  $\mathfrak{f}\mathfrak{3}\mathfrak{i}$  of water), or as an ointment ( $\mathfrak{5}\mathfrak{s}\mathfrak{s}$  to  $\mathfrak{5}\mathfrak{i}$ ), it is a good stimulant and deodorizing application to foul and fetid indolent ulcers; as an injection in gonorrhœa (gr. xx to  $\mathfrak{f}\mathfrak{3}\mathfrak{i}$  of water), it answers well; and injected into subjects for the dissecting-room, and in the preservation of anatomical preparations, it has been also found useful (gr. xl to  $\mathfrak{f}\mathfrak{3}\mathfrak{i}$  of water).

CROTON-CHLORAL HYDRATE ( $\text{C}_4\text{H}_5\text{Cl}_3\text{O}, \text{H}_2\text{O}$ ) is made by the action of chlorine upon ethylic aldehyde, and, when pure, occurs in beautiful white, silvery crystals, with a sweetish melon flavour, only slightly soluble in water. Its action is similar to chloral, though thought to be feebler; in addition it causes anæsthesia of the head. It is highly recommended as an anodyne in neuralgia, and also in chronic cough, in doses of from fifteen to twenty grains, dissolved in glycerin and syrup.

#### POTASSII BROMIDUM—POTASSIUM BROMIDE.

Potassium bromide (KBr) is prepared by adding a solution of pure potassium carbonate to a solution of ferrous bromide. The iron is precipitated, and the potassium bromide remains in solution, from which it is obtained by evaporation. It occurs as a permanent, colourless, anhydrous, crystalline salt, of a pungent, saline taste, very soluble in water, and slightly so in alcohol. When mixed with starch, a yellow colour is developed on the addition of chlorine. A bluish tint shows the presence of an iodide.

*Physiological Effects.*—Local action: when applied locally to the pharyngeal mucous membrane, it is said to lessen the

reflex irritability of the part. Nervous system: when applied locally to the motor nerves and spinal centres of the frog, potassium bromide destroys their functions. This action, however, is probably due to the potassium which it contains (Ringer), and is shared by other potassium salts. When administered internally (in animals), the irritability of the brain is decreased, owing in great part to the anæmia, caused by the action of the drug upon the vasa-motor nerves which govern the calibre of the vessels. Reflex irritability is diminished, partly on account of the paralyzing influence exerted on the reflex functions of the cord, and in part from paralysis of the end-organs of the peripheral nerves; on the latter account, also, cutaneous sensibility is lessened. It possesses a sedative action on the sympathetic system, giving rise to diminished cardiac action, decrease in the blood-supply to various organs, and slight reduction in the temperature of the body. Circulation: topically applied to the heart (and voluntary muscles), it destroys their functions, as in the case of the topical application to the nervous centres, and probably for the same reason. In very large doses, it lessens the frequency and force of the cardiac contractions, shortening the systole, prolonging the diastole, and, finally, paralyzing the heart in diastole. The tension of the arterial system is lowered. Respiration: it slows respiration and causes death by arrest of the respiratory centres (Ott). Temperature: in warm-blooded animals, toxic doses lower very decidedly the temperature, probably due to a direct checking of tissue changes. Secretion: at first the secretions and excretions are diminished, but, later, they are increased in amount. If a very large dose is taken, they are increased primarily. No lachrymation, salivation or catarrh is produced, as after the administration of the iodides. After large doses, micturition is less frequent, because the vesical irritability is diminished,—not because the amount of urine is decreased. A very large dose may paralyze the sphincter and produce incontinence of urine. The amount of urea eliminated is diminished, as is, also, the amount of carbonic acid exhaled from the lungs. The perspiration is also decreased.

In man, the action of the bromides is similar to the action in animals; the cerebral symptoms being, however, more marked, because of the greater development of the hemispheres. When long continued, potassium bromide exerts a very marked depressing effect upon the sexual functions, enfeebling the sexual vigor, and even diminishing the sexual appetite. These symptoms pass away when the drug is withheld. When considerable doses are given for a long period, a train of symptoms is produced to which the name *bromism* is applied. These are mental weakness, great drowsiness, failure of memory, anæmia, malnutrition, and depression of spirits, with often impaired sensibility of the mucous and cutaneous surfaces, diminution of the sexual functions, and an eruption on the skin (generally on the face and back), usually of acne, which rarely suppurates, occasionally of eczema, and, very rarely, rupial ulcers may be seen. Elimination: potassium bromide is eliminated chiefly by the kidneys; but, also, by the mucous membranes of the fauces, intestinal canal, and bronchi, by the skin, and by the salivary glands. Traces may be found in the urine ten minutes after its administration, but elimination is slow. No case of acute poisoning by potassium bromide has been reported.

*Antagonists and Incompatibles.*—Acids, acidulous and metallic salts are incompatible with potassium bromide. It is antagonized in its physiological action by alcohol, ether, coffee, cold, digitalis, strychnia, belladonna, ergot, and other remedies which stimulate the vaso-motor nerves and induce arterial congestion.

*It is aided* in its action on the brain by cannabis indica, chloral, opium, and similar remedies; the depressing effects on the circulation are enhanced by aconite, veratrum viride, gelsemium, etc.

*Medicinal Uses.*—From its action on the nervous system, potassium bromide is much used to quiet cerebral excitement, and for its sedative effect on the reflex centres of the cord. As a narcotic (by causing anæmia of the brain), it is much used in wakefulness, due to cerebral hyperæmia, or even when not more than the normal amount of blood is sent to the brain; in

wakefulness and wandering during convalescence from acute diseases; and in sleeplessness due to worry, grief, dyspepsia, and overwork; also in cases of night-horror in children, where they awake suddenly, and scream with fright, often for a considerable time, small doses of this salt and a light supper will frequently effect a cure; adults subject to nightmare will often find relief in the temporary use of potassium bromide; to allay restlessness, remove delusions, calm delirium, and produce sleep in the early stages of delirium tremens, it is given in doses of grs. xx to grs. xxx every two hours until sleep is produced. It is more efficient in the early stages, and can be relied on with more certainty in the first than in subsequent attacks. Potassium bromide is often combined with other narcotics, as opium, chloral, etc., to aid their action, and even to modify their disagreeable effects. It will generally prove beneficial in women suffering from nervousness; great despondency, amounting to a feeling of approaching madness; irritability; want of interest in their surroundings; sleeplessness and harassing dreams, caused by overwork, want of change, grief, or worry. If the medicine does not succeed alone, it will when combined with a change of scene. In some cases of hysteria, potassium bromide is a valuable remedy. In all forms of convulsions (epilepsy, chorea, convulsions of Bright's disease, convulsions of children, etc.) it will prove beneficial, by diminishing the reflex function of the cord. In epilepsy the bromides are pre-eminently of service, lessening the frequency of the attacks, if not absolutely preventing their recurrence. It is stated by Trousseau and by Bartholow that it is less efficient in attacks of *petit mal* than in those of severer form; but Dr. A. Hughes Bennett has recently published a number of cases of the lighter variety, in the majority of which the bromides proved successful. It should be given in sufficient doses to prevent reflex retching or nausea, when the fauces are tickled (Voisin), and must be continued for years, with an occasional intermission of a week or two. Potassium bromide has been successfully used in the treatment of strychnia-poisoning; it should be given in doses of ʒij, frequently repeated, as the case may require. It

has also been successfully used in tetanus. It has been recommended during dentition, to allay irritability and restlessness and prevent convulsions. In the reflex forms of vomiting, as the vomiting of pregnancy and of sea-sickness, and in migraine or sick headache (especially in the congestive forms), it is sometimes beneficial. In the colic of infants, unaccompanied by diarrhœa, it is an excellent remedy, relieving pain and spasm, and producing sleep. It is used, too, to obtund the sensibility of the fauces, before the exhibition of the laryngoscope.

From its sedative influence on the organs of generation, it is used with success in nymphomania, spermatorrhœa and masturbation. It decreases the flow of blood in menorrhagia. The flushes of heat, followed by sweating and prostration, occurring at the menopause, are generally cured by the use of potassium bromide.

*Administration.*—Dose, grs. v-5j or more. In epilepsy it is given in doses of grs. xx-xxx, thrice daily, and continued for a long period, with occasional intervals of a week or two. If bromism occurs, stop the remedy for the time, and give tonics. The bromide rashes are easily cured by withdrawing the medicine, and giving liquor potassii arsenitis internally in small doses, and the local use of an ointment containing iodide of sulphur. Potassium bromide should be administered in solution, and preferably between meals.

#### AMMONII BROMIDUM—AMMONIUM BROMIDE.

Ammonium bromide ( $\text{NH}_4\text{Br}$ ) is prepared by mixing bromine with iron wire in distilled water, agitating the mixture until the liquid assumes a greenish colour, and then agitating water of ammonia with the mixture. By evaporation, a white, granular salt is obtained, which, on exposure to the air, gradually becomes yellowish (in consequence of the liberation of hydrobromic acid), has a saline, pungent taste, is very soluble in water, and moderately so in alcohol.

*Physiological Effects.*—The action of ammonium bromide resembles, in many respects, that of the potassium salt. When applied locally to the motor nerves, spinal centres, heart, or

voluntary muscles, it does not destroy their functions, and has less influence, when administered internally, on the circulation, respiration, and temperature.

*Medicinal Uses.*—It has been used for the same conditions in which potassium bromide is given. Echeverria prefers the ammonium bromide in epileptic maniacal excitement, but states that it will fail unless combined with chloral, cannabis indica, or other narcotic, or, better still, with ergot. The combined use of ammonium and potassium bromide has been recommended by Brown-Séquard. Da Costa highly recommends its use in acute rheumatism. It has also been used with advantage in pertussis.

*Administration.*—It is given in doses of gr. v–xxx, thrice daily, and is best administered in some bitter infusion.

SODII BROMIDUM (*Sodium Bromide*) (NaBr) may be prepared in a similar manner to potassium bromide.

In its *physiological effects* it resembles potassium bromide, but is much feebler.

It is *used* in the same diseases and in the same doses as is the potassium salt.

LITHII BROMIDUM (*Lithium Bromide*) (LiBr) has been recommended as the most efficacious of the bromides. S. Weir Mitchell has found it efficient in grs. x–xx doses, in some cases of epilepsy, after potassium bromide had failed. It has been used in gout, but not with much success. It contains a larger per cent. of bromine than do the other salts, and is very soluble.

CALCII BROMIDUM (*Calcium Bromide*) (CaBr<sub>2</sub>) has been employed for the same purposes and in the same doses as potassium bromide.

#### LACTUCARIUM.

Lactucarium (sometimes called *lettuce-opium*) is the CONCRETE JUICE of *Lactuca sativa*, the garden lettuce (*Nat. Ord.* Compositæ), and is obtained from incisions in the plant, in the stem, during the period of inflorescence. Another and inferior mode of procuring it is by expression and evaporation of the expressed juice. Two varieties are found in the market: *English lactucarium*, which occurs in small, irregular lumps, of a reddish-brown colour externally, an opiate smell, and a bitter,

unpleasant taste, and *German lactucarium* (which is inferior), in four-sided pieces, from an inch to an inch and a half thick. The active principle, termed *lactucin*, is said to possess less *hypnotic* power than the crude drug. Lactucarium prepared from the juice of the *Lactuca elongata*, American or wild lettuce, has been found to possess effects similar to those of the officinal article.

*Effects and Uses.*—Lactucarium possesses *very feebly* the *anodyne* and *hypnotic* qualities of opium, with a slight sedative action on the circulation, but it is an uncertain preparation. It may be given where opium disagrees from idiosyncrasy in the patient. Dose, gr. x. The *syrup* is the most eligible form of administration. Dose, two to four fluidrachms.

## BELLADONNA.

Belladonnæ Folia, Belladonna Leaves; Belladonnæ Radix, Belladonna Root.

*Atropa Belladonna*, or Deadly Nightshade (*Nat. Ord.* Solanaceæ), is a European perennial plant, with herbaceous, branched, downy stems, about three or four feet high, large ovate leaves of a dull-green colour, and drooping, bell-shaped purple flowers. The whole plant possesses narcotic properties, but the LEAVES and ROOT only are officinal. The root should be obtained from plants more than two years old; the dried root is long, round, from one to seven inches in thickness, branched, of a reddish-brown colour, of little odour, and a feeble sweetish taste.

The physiological properties of belladonna depend on the presence of an alkaloid termed *atropia*, combined with malic acid, which is found in all parts of the plant. It is officinal, and is prepared from the root by exhaustion with alcohol, afterwards adding sulphuric acid, precipitating with potassa, dissolving the atropia in chloroform, and then evaporating the chloroform. *Atropia* ( $C_{17}H_{23}NO_3$ ) occurs in the form of yellowish-white, silky, prismatic crystals, without smell, but of a bitter, acrid taste, soluble in alcohol, more so in ether, still more so in chloroform, but only partially soluble in water. Auric chloride gives with atropia solution a yellow precipitate, and cyanogen gas passed through its alcoholic solution

strikes a deep-red colour. The best test is bromine, in hydrobromic acid, which produces a yellow amorphous precipitate, soon becoming crystalline; the physiological test should also be applied by dilating the pupil of a rabbit or a cat by local application to the eye. It is a most energetic poison, producing analogous effects to those of belladonna, but much more powerful. Latterly, atropia has been a good deal employed medicinally as a substitute for belladonna, on account of its greater certainty. The dose to begin with for internal use is about one-thirtieth of a grain in solution, one-sixtieth of a grain for hypodermic injection. As a collyrium *to dilate the pupil*, a solution of a grain in four fluidrachms of water, with a few drops of acetic acid, may be employed, and a drop of the solution applied to the eye. A tincture (atropia gr. j, diluted alcohol f ʒss) is used for the same purpose—dose, for internal use, 8 drops. *Atropia sulphate* is also officinal; it is obtained in the form of a white, slightly crystalline powder, very soluble in water and alcohol, but insoluble in ether; dose the same as that of atropia.

*Physiological Effects of Belladonna.*—Belladonna applied locally diminishes sensation and can be absorbed through the unbroken skin. Nervous system: in small doses it is a cerebral exhilarant, tending to produce hallucinations and delirium and sometimes sopor, but it is not a true hypnotic. Belladonna dilates the pupil in whatever way exhibited. When dropped into the eye it brings about dilatation by paralysis of the end-organs of the third nerve and stimulation of the sympathetic. Internally it is also thought to cause pupillary dilatation by a local action. In large doses the excitability of the motor and the sensibility of the sensory nerves is impaired by this drug, while the contractility of the striated muscles remains unaltered. On the motor nervous centres it acts as a paralyzing and tetanic agent. Circulation: here the drug increases the heart's movements by stimulating the cardiac ganglia of the sympathetic and paralyzing the peripheral ends of the pneumogastriacs. An increase in blood pressure also takes place. Respiration: belladonna increases

respiration by stimulation of that centre. Temperature: in small doses it increases temperature and in large reduces it. Secretion: belladonna checks the salivary secretion by paralyzing the inhibitory nerves from the chorda tympani to the submaxillary gland, hence the dryness of the mouth and throat observed in the employment of this drug. Its effect on the urinary secretion is doubtful, except that it increases the solids, while it effectually checks the secretions of the skin by a local paralyzing action on the peripheral nerve end-organs; upon the intestinal secretory apparatus its action is questionable, though it increases intestinal peristalsis. Atropia is eliminated by the kidneys. Belladonna, however used, has the power to check the secretion of the mammary glands. In larger doses it causes *dilatation of the pupils*, loss of vision, giddiness, constriction of the throat, difficulty of deglutition and articulation, increased heart-action, quickened respiration, elevation of temperature, marked diuresis, nausea, with occasional vomiting and purging, and sometimes a red eruption. When excessive doses are taken the temperature of the body falls, the muscular system is relaxed, sensation is impaired, the pulse fails, and maniacal delirium sets in, followed by coma, syncope, and death, often preceded by convulsions. Dissections show that the action of the poison is not confined to the cerebro-spinal system, but that it is attended by inflammation of the digestive organs. Cases of poisoning from belladonna are to be treated by evacuation of the stomach, cathartics, and, if coma occurs, by the electro-magnetic battery. *Opium* and *physostigma* are the physiological antidotes, or hypodermic injections of solutions of the salts of morphia may be administered. As atropia and its salts are decomposed and rendered inert by prolonged contact with caustic alkalies, the solutions of potassa and soda are recommended as antidotes for belladonna, and are to be considered also as medicinally incompatible with it; lime-solution is said to have the same action. Applied to the eyebrow, belladonna causes dilatation of the pupil; and accompanying its mydriatic action are paralysis of accommodation and a diminished intra-ocular pressure.

*Medicinal Uses.*—Belladonna is one of our most highly esteemed anodyne and antispasmodic remedies. It is destitute of hypnotic effect, and, on the contrary, has a tendency to occasion wakefulness. In the treatment of neuralgia it ranks at the head of the narcotics, and is extensively employed both alone and in combination with quinia sulphate. It should be given until dryness of the throat, dilatation of the pupil, and some disorder of vision are produced. Its powers of allaying spasm have been found very efficacious in the treatment of whooping-cough and asthma. In lead colic, spasmodic constriction of the bowels generally, dysmenorrhœa, laryngismus stridulus, chorea, and tetanus, belladonna ranks among the best antispasmodic remedies. In spasmodic stricture of the urethra, the local application of belladonna ointment to the urethra by a bougie is very efficacious. In mania and many diseases of the cerebro-spinal system, especially epilepsy, it has been occasionally employed with advantage. As a stimulant to the circulatory system, it is now thought useful wherever collapse is threatened from failure of the circulation, and especially in syncope from cardiac disease. Its action on the kidneys renders it useful in chronic Bright's disease; and, by its influence in relieving irritability of the bladder, it is probably the best remedy for the nocturnal incontinence of urine of children. In constipation, iritis, and as a prophylactic against scarlatina, it is also resorted to. As a preventive of scarlatina, it was originally proposed from its power of affecting the throat and skin, and respectable authority is not wanting in confirmation of its efficacy in this particular. It is used, too, in cases of poisoning by opium. Lately, hypodermic injections of  $\frac{1}{80}$  to  $\frac{1}{60}$  of a grain of atropia have been found useful in checking colliquative night sweats, especially in phthisis. In myalgia and lumbago the hypodermic injection of atropia gives speedy relief, and may be advantageously combined with morphia.

As a topical remedy, belladonna is employed as an anodyne, and also to relieve rigidity of the os uteri in labour. The local use of atropia in diseases of the eye is of the greatest importance; solutions of the alkaloid or its sulphate may be dropped

into the conjunctival sac, to relieve pain and photophobia, to determine the refraction of the eye from its influence on accommodation, in the diagnosis of suspected cataract, in operations for cataract, in iritis, prolapsus iridis, and ulcers of the cornea generally. Gelatine wafers, containing  $\frac{1}{50}$  to  $\frac{1}{150}$  of a grain of atropia, are sometimes used to dilate the pupil for ophthalmoscopic purposes.

*Homotropine*: obtained from tropine amygdalate, atropia having been split into tropine and tropic acid. It is similar in its effects to atropia, except that it retards the heart's action. Applied to the pupil, it quickly brings about wide dilatation, and moreover is unirritating, hence it is an acquisition in ocular therapeutics.

*Administration*.—The dose of the *powder* of the root or leaves is gr. j, to be repeated and increased till dryness of the throat, dilatation of the pupil, and dimness of vision are produced. It is most frequently exhibited in the form of *extract* (or inspissated juice) of the fresh leaves. Dose,  $\frac{1}{4}$  to  $\frac{1}{2}$  a grain, to be repeated and increased. The *tincture* (℥iv of the leaves to diluted alcohol Oij—dose, 15 to 30 drops) and the *alcoholic extract* are also officinal. The *fluid extract of belladonna root* contains a ℥j of root in a f℥ of extract—dose, 2 to 5 drops. *Suppositories of belladonna* (made with alcoholic extract of belladonna 1 part and oil of theobroma 59 parts) contain each half a grain of extract. For external use, a plaster (*emplastrum belladonnæ*) and an ointment (*unguentum belladonnæ*) are employed.

## STRAMONIUM.

Stramonii Folia, Stramonium Leaves; Stramonii Semen, Stramonium Seed.

*Datura Stramonium*, or Thorn-Apple, sometimes called Jamestown weed (*Nat. Ord. Solanaceæ*), is an annual indige-  
nous plant, which grows very abundantly in waste grounds in all parts of the world. It has a forked, branching stem, from three to six feet high, ovate, toothed leaves, large funnel-shaped white or purplish flowers, which appear in midsummer, and

ovate capsules, filled with numerous kidney-shaped, brownish-black seeds. The odour of the plant is strong and disagreeable, and its taste bitter and nauseous. It loses these properties very much when dried, but the process does not appear to weaken its narcotic qualities. The LEAVES and SEEDS are official, but the seeds are most powerful from containing most daturia.

Fig. 6.



The active principle of Stramonium is an alkaloid termed *daturia*, found combined with malic acid, which possesses properties analogous to those of atropia. Another alkaloid, *stramonin*, has been isolated (Trommsdorff), but its action has not been ascertained.

The *physiological effects* of stramonium are *closely allied* to those of belladonna, with a more marked action on the secretions. From its common occurrence in every part of the country, cases of poisoning from this weed are very frequent, particularly with children, who are fond of swallowing the seeds. The treatment laid down for the relief of poisoning from belladonna is applicable to these cases.

The *medicinal uses* of stramonium are similar to those of belladonna. It is prescribed internally in neuralgia, whooping-cough, mania, and epilepsy; and in spasmodic asthma, cigarettes of the leaves are smoked with great relief. The practice

is, however, dangerous in aged or apoplectic persons. Topically, stramonium is used by oculists to *dilate the pupils* and diminish the sensibility of the retina to light; and it is an excellent anodyne application, in the form of cataplasm and ointment, to inflammatory tumours, irritable ulcers, bed-sores, and hemorrhoids.

*Administration.*—The dose of the *powdered leaves* is gr. ij; of the *seeds*, a grain, to be repeated and gradually increased till narcotic effects are produced. Dose of the *extract of the leaves*, gr. j, to commence with; of the *extract of the seed*, gr.  $\frac{1}{2}$ . The *tincture* ( $\zeta$ iv of the seed to diluted alcohol Oij, dose 20 to 40 drops), and the *ointment* made by mixing the extract of the leaves with lard, are also officinal.

## HYOSCYAMUS.

Hyoscyami Folia, Hyoscyamus Leaves; Hyoscyami Semen, Hyoscyamus Seed.

Hyoscyamus niger, or Henbane (*Nat. Ord.* Solanaceæ), is a native of Europe, and is naturalized in the northern parts of the United States. It grows to the height of about two feet, with large sinuated, pale-green leaves, and flowers of a straw-yellow colour. The whole plant has narcotic properties; but the LEAVES and SEEDS only are officinal. Henbane should be gathered when in flower. The active properties of the plant depend upon an alkaloid termed *hyoscyamia* ( $C_{15}H_{23}NO_3$ ), nearly identical in its action with atropia, but more soluble in water. Dose, gr.  $\frac{1}{30}$  to gr. j; hypodermically, gr.  $\frac{1}{60}$  to gr.  $\frac{1}{12}$ .

*Effects and Uses.*—The effects of henbane on the system much resemble those of belladonna. They differ from those of opium in their comparatively *feeble hypnotic effect*, and in their relaxing influence on the bowels. In large doses it causes *dilatation of the pupil*, delirium, loss of vision and, generally, sleep. It is eliminated by the kidneys. In cases of poisoning, the same treatment is to be pursued as for belladonna and stramonium. Henbane may be used remedially, in the same dis-

eases as belladonna and stramonium, than which it is, however, less active. It has been administered also, from the earliest days, to palliate cough, where opium is objectionable, from its constipating or nauseating influence. Hyosciamia is highly recommended (Lawson), in the dose of gr. j to gr. jss, to quiet the violence of mania. Externally, it is employed in the form

Fig. 7.



of cataplasm or fomentation to painful swellings and ulcers; and it may be used to dilate the pupil, in the same manner as belladonna.

*Dose* of the powdered leaves, gr. v to gr. x; of the seeds, somewhat less. The *extract* (an inspissated juice of the leaves) is the preferable form of administration; it is of a dark-olive colour, and extremely variable quality. *Dose*, gr. ij to gr. v. *Tincture* (℞iv to diluted alcohol Oij), dose f̄5j. An *alcoholic extract* and a *fluid extract* (dose 10–20 drops) are also officinal.

## TABACUM—TOBACCO.

*Nicotiana Tabacum*, or Virginia Tobacco (*Nat. Ord.* Solanaceæ), is a native of the warm countries of America. It is an annual plant, growing to the height of from three to six feet, with large oblong, pointed, hairy, pale-green leaves, and light-greenish, funnel-shaped flowers. The DRIED LEAVES are the portion used. They have a yellowish-brown colour, a strong, peculiar, narcotic odour, and a bitter, nauseous taste. The darker-coloured leaves are the strongest.

The virtues of tobacco are imparted to alcohol and water, and depend on the presence of an alkaloid called *nicotia* ( $C_{10}H_{14}N_2$ ), which is found in all parts of the plant. It is a colourless, oily, volatilizable, alkaline liquid, highly soluble in water, alcohol, ether, chloroform, the fixed oils, and oil of turpentine, of a feeble odour when cold, but irritant when heated, of an acrid, burning taste, and is a most energetic poison, ranking after prussic acid. From the dried leaves are also obtained a concrete volatile oil, termed *nicotianin*, which is probably the odorous principle of the plant, and an *empyreumatic oil*, which gives the peculiar smell to old tobacco pipes. Both of these principles are poisonous.

*Physiological Effects.*—Local action: applied to the skin tobacco is readily absorbed. On persons unaccustomed to its use tobacco, in small doses, produces nausea, depression, and a feeling of wretchedness. Nervous system: tobacco expends its action on the spinal cord, and not upon the brain, and *nicotia*, in full doses, acts as a tetanizing agent on man. *Nicotia* contracts the pupil either locally or internally. The conductivity of the motor nerves is more or less abolished, and lastly that of the spinal cord, while the voluntary muscles remain unaffected. These remarks apply to lethal doses of the drug. Circulation: the blood of a person under the influence of tobacco has been found to present a crenated appearance of the red globules. Tobacco is not a cardiac poison, since the application of *nicotia* to the cut-out heart will not stop its beats; nevertheless it acts to slow the cardiac action and temporarily reduce blood pres-

sure. It causes death by paralyzing the muscles of respiration. Intestines: tobacco has a relaxing influence upon this tract, and the injection of nicotia induces intestinal peristalsis. Nicotia is probably eliminated by the kidneys. In larger doses, it induces vomiting and purging, a sensation of sinking at the pit of the stomach, giddiness, disorder of vision, the pupils being contracted, depression of the circulation, great relaxation of the muscular system, coldness of the surface, and other symptoms of prostration; and, when excessive doses have been taken, these symptoms become more violent, and are followed by clonic convulsions, paralysis, and death. Cases of poisoning are to be treated with the diffusible stimuli, after washing out the stomach, and *strychnia* is to be used hypodermically.

The habitual use of tobacco as an exhilarant is well known. When taken to excess, it frequently develops disorders of the stomach, heart, and nervous system.

*Medicinal Uses.*—Tobacco is employed in medicine chiefly with a view to its action on the muscular system—its anodyne properties being relatively feeble. In various spasmodic diseases, particularly in colic, ileus, strangulated hernia, constipation from spasmodic constriction, tetanus, spasm of the neck of the bladder and the glottis, and asthma, it is a remedy of great value. It has been also successfully applied to the treatment of poisoning by strychnia. Internally, tobacco is to be employed with caution, as it occasionally acts with dangerous energy. Stupes of an infusion of tobacco (half an ounce to a pint of water) have been found an efficacious application to wounds, in cases of traumatic tetanus.

*Administration.*—Tobacco is not given by the stomach, owing to its emetic properties. It is usually administered by the rectum, in the form of *infusion* (℥j—Oj of boiling water, one-third to be given at a dose), or tobacco-smoke may be introduced into the rectum. It may also be smoked for medicinal effect, or applied locally in the form of cataplasm. *Ointment of Tobacco* (*Unguentum Tabaci*) is made by mixing a watery extract with lard; it is a useful application to indolent ulcers and some cutaneous affections, particularly tinea capitis, but

the external application of tobacco to abraded surfaces of considerable extent has occasioned dangerous consequences. The *Wine of Tobacco* (*Vinum Tabaci*) is occasionally used as a diuretic—dose 20–30 drops. The *Oil* is sometimes mixed with ointments.

## DUBOISIA.

The leaves of the *Duboisia myopœoides* (*Nat. Ord.* Solanaceæ), a tree-like shrub of Australia. They are three to four inches long and one inch broad, entire, smooth and lanceolate. An alkaloid, *duboisia*, has been isolated (Gerrard and Petit, 1878), resembling atropia in action; chemically, it differs from it in being coloured brown by sulphuric acid, and is more soluble in water. Its salts are readily soluble in water. Dose for ophthalmic purposes, gr. ij to iv to fʒj water. Its physiological action is antagonized by *opium* and *physostigma*. *Duboisia* produces almost similar effects to those of atropia. The mental excitement, however, which it causes is followed by stupor. Its effect is best seen on the pupil, which it dilates no matter how exhibited. It differs from atropia in causing more rapid dilatation, total paralysis of accommodation, and in being less irritating. The use of *duboisia* is confined to ocular therapeutics. (On *Duboisia*, Norris, Ringer, Seely, Weeker and Bancroft.)

## LOBELIA.

*Lobelia inflata*, or Indian tobacco (*Nat. Ord.* Lobeliaceæ), is a very common annual or biennial indigenous plant, growing to the height of from six inches to two feet, an erect, hairy stem, ovate, serrated leaves, pale-blue flowers, and ovoid, inflated capsules. All parts of it are active, but the LEAVES and TOPS only are officinal. Water and alcohol extract the virtues of lobelia, which contain a volatile alkaloid, *lobelina* (analogous to *nicotia*), *lobelic acid*, fixed and volatile oil, gum, chlorophyl, etc. *Lobelina* is a yellowish liquid, lighter than water, of an aromatic odour, an acrid taste, soluble in water, but more so in alcohol and ether.

*Physiological Effects.*—Lobelia produces effects on the system analogous to those of tobacco, acting in small doses as a sedative, nauseant, and diaphoretic. According to Ott's investigations (Bost. Med. and Surg. Journ. 1875) the alkaloid produced in the rabbit curious alterations of blood pressure, viz.,

Fig. 8.



first a fall, followed generally by a rise, and lastly a very decided fall; also slower respiration, paralysis, reduction of temperature, and death from asphyxia. Lobelia, like tobacco, retards the heart's action, and it is said increases the urinary flow. Lobelia, in an unexplained way, relieves bronchial spasm.

There are on record numerous cases of death from large doses of lobelia. Complete investigations of the action of lobelia have not yet been made. In large doses it is an energetic emetic; and in still larger doses destroys life by paralyzing the respiratory centre in the medulla oblongata, the pupil being contracted. It was employed by the aborigines, and has always been a popular empirical remedy.

*Medicinal Uses.*—Lobelia is sometimes classed among emetics, but its action in this particular is too violent for its safe administration. It is chiefly employed, by regular practitioners, with a view to its antispasmodic properties, for the relief of asthma, angina pectoris, and cardiac dyspnoea, and is given in small doses, gradually increased until headache or nausea ensues. In asthma, Ringer advises lobelia to be given in large doses, viz., fʒi of the tincture every hour, or even every half-hour. The chief drawback to its use is its uncertainty and the nausea and depression it produces. In asthma it possesses no curative power, seeming to be beneficial by reason of its antispasmodic and expectorant properties. It may also be used as an enema, to fulfill the same indications as tobacco.

*Administration.*—Lobelia is given in substance, tincture, and infusion. The dose of the *powder* as an antispasmodic is gr. j to gr. iij; as an emetic, gr. v to gr. xx. The best form, particularly in asthma, is the *tincture* (ʒiv to diluted alcohol Oij), which may be given in the quantity of fʒss to j, to be repeated as occasion may require.

ACETUM LOBELIÆ (*Vinegar of Lobelia*), made with diluted acetic acid, is a good preparation, in which the alkaloid is fixed by the acetic acid; it is of the same strength, and may be given in the same doses, as the tincture.

#### ACONITUM—ACONITE.

Aconiti Folia, Aconite Leaves; Aconiti Radix, Aconite Root.

Aconitum Napellus, Aconite, Wolfsbane, or Monkshood (*Nat. Ord. Ranunculaceæ*), is a native of the mountainous parts of Europe and Asia. The LEAVES and ROOT are both used, but

the root is the more powerful. They are brought from Europe, India, and Japan, and other species of *Aconitum* than *A. Napellus* furnish some of the aconite of commerce. Their taste is bitterish and acrid, and when chewed they occasion a peculiar feeling of tingling and numbness in the tongue and interior of the mouth. These properties are impaired by long keeping, and the plant loses its medicinal efficacy. The active principle of aconite is an alkaloid named *aconitia* ( $C_{33}H_{43}NO_{12}$ ), which is officinal. Two other alkaloids, *pseudaconitia* ( $C_{36}H_{49}NO_{11}$ ) and *napellina*, have been found in it, but the chemistry of aconite is not well settled.

*ACONITIA* exists in combination with a peculiar acid termed *aconitic*, and is prepared from an aqueous solution of an alcoholic extract of aconite root, by the addition of sulphuric acid (which converts the natural salt of aconitia into a sulphate). It is a white amorphous powder, with a tinge of yellow (though it has been obtained in crystals), without smell, of a bitter, acrid taste, and produces in the mouth a sense of numbness. It is partially soluble in water, and is readily dissolved by alcohol and chloroform, less readily by ether. There is only one chemical test for aconitia, obtained by dissolving it in diluted phosphoric acid and evaporating, when a violet colour is produced; in medico-legal cases, the physiological test, by producing numbness and tingling of the lips or skin, must be resorted to. As aconitia is easily decomposed, the commercial article is more or less impure.

*Aconitia* is an exceedingly virulent poison, more powerful when pure than hydrocyanic acid. It is scarcely adapted to internal use, as even one-fiftieth of a grain has produced alarming results. As a topical agent in neuralgia and rheumatism, it has been employed with great success in alcoholic solution (gr. i-ij to fʒj) or as an ointment (gr. ij to lard ʒj, rubbed up with alcohol, gtt. vj).

*Physiological Effects.*—Aconite applied locally causes a sensation of numbness and tingling, induced, no doubt, by its benumbing effect on the sensory nerves. Nervous system: taken in small doses aconite exerts no influence upon the cerebrum,

but its taste is pungent and benumbing, and it produces a feeling of numbness in the head, face, and extremities. Aconite has no action upon the motor nerves, the paralysis caused by it being due to abolishment, first, of the conducting power of the peripheral nerves, and, secondly, of their trunks, and lastly, extending to the spinal sensory centres. The motor spinal centres are only involved when total palsy has set in. Circulation: aconite exerts a marked influence on the circulatory apparatus. Small doses reduce the heart's action and lower the arterial pressure; lethal doses stop the heart in diastole. Aconite applied directly to the heart slows it so that it may be concluded that the drug is a cardiac poison acting on its motor ganglia. It is also believed to stimulate the cardiac inhibitory apparatus. According to the recent researches of Ringer and Murrell, aconite paralyzes all nitrogenous tissues, and it is in this way that the heart's beats are retarded. In other words, it acts directly against the heart's contained motor apparatus. Respiration: these movements tend to become slow, and the temperature is lowered. Secretions: aconite increases the secretion of the skin and kidneys, and is probably eliminated by the latter. In larger doses, its effects are those of an acro-narcotic poison—gastric irritation, purging, contraction or expansion of the pupils, numbness or paralysis of the limbs, syncope, convulsions, and death. In case of poisoning, the stomach is to be thoroughly evacuated, and cardiac stimulants, externally and internally, are to be freely administered. *Digitalis* is advised by Fothergill.

*Medicinal Uses.*—Aconite is a powerful and valuable remedy in the treatment of neuralgia, chronic rheumatism, gout, and other painful diseases, as might be inferred from its *benumbing* effects on the system. From its influence on the circulation, it is employed to reduce inflammatory action, to moderate an excessively rapid pulse in scarlatina and other fevers, and as a remedy in hypertrophy and other cases of irregular or excessive action of the heart. It is contra-indicated when the heart is weak from any cause, as dilatation, or in valvular incompetency. In inflammatory diseases of the serous mem-

branes, as pleurisy, pericarditis, also in pneumonia before the exudative stage, aconite is a potent remedy, and should be given till its effects are obtained. Aconite has done much good in relieving an attack of tonsillitis. In controlling abnormal cardiac action, aconite is perhaps the most available article we possess, but its employment requires caution. As a *topical* anodyne, in neuralgia, it has no superior.

*Administration.*—The dose of the *powdered leaves* is gr. j to gr. ij; of the *root*, gr.  $\frac{1}{2}$  to gr. i; of the *alcoholic extract* of the dried leaves, gr.  $\frac{1}{2}$  to gr. j; of the *tincture of the root*, which is by far the best preparation ( $\text{℞ij}$  to alcohol  $\text{Oij}$ ), 3 to 5 drops. These doses are to be repeated twice or thrice daily, and cautiously increased till the effects of the medicine are apparent. The tincture may be used externally; but, for external application, the *liniment* (*linimentum aconiti*) or the *plaster* (*emplastrum aconiti*) is to be preferred.

#### CANNABIS AMERICANA—AMERICAN HEMP.

#### CANNABIS INDICA—INDIAN HEMP (FEMALE PLANT).

*Cannabis sativa*, or Hemp (*Nat. Ord.* Urticaceæ), is a native of Persia, and is cultivated in Europe and in the United States. Narcotic virtues were formerly thought to exist only in the *Cannabis Indica*, or Indian variety of the plant, but recent investigation seems to show that the hemp plants raised in the southern States, as Kentucky, are active, and might replace the East Indian drug.

*Gunjah* is the dried compressed female flowers; *churrus* is an impure resinous exudation, while *bhang* consists of the broken stalks and leaves made up with fruits; it is known as *hashish*.

The FLOWERING TOPS of both varieties are officinal, but should be used only when unripe and green. By evaporating concentrated alcoholic solutions of these, EXTRACTS are obtained (*extractum cannabis Americanæ* and *extractum cannabis Indicæ*), which are the forms usually employed. *Extract of hemp* is of a dark olive-green colour, a fragrant narcotic odour, and a bitter, acrid taste. It is soluble in alcohol and ether,

but not in water. The resin, which is the active principle, has received the name of *cannabin*. A volatile oil has been isolated, which has been decomposed into *cannabene* and *cannabene hydride*.

*Effects and Uses.*—Indian hemp is not used locally. Nervous system: in medicinal doses it exerts a peculiar exhilarating effect upon the brain, the mental excitement induced by it being of an agreeable kind. In this condition ideas flow readily, and *conception of time* is lost. Sometimes the delirium induced by hemp causes the individual to do deeds of violence, but it does not act upon all alike. One of the symptoms is a sense of weight about the extremities, accompanied by a loss of muscular power, and often a cataleptic state; there is also cutaneous anæsthesia. Sleep follows the intoxicating effects of hemp, and the individual is unconscious of what has happened when recovery has taken place. The after-effects are those of depression. It has no action upon respiration, circulation, or the secretions. It is said to increase the appetite, and aphrodisiac properties have been attributed to it. It is unknown how it is eliminated. Though lethal doses of hemp have produced alarming symptoms, there are no recorded fatal cases. It has been chiefly extolled as an antispasmodic in traumatic tetanus, but has been employed with success in other spasmodic diseases, as chorea, hysteria, etc., to relieve cerebral irritability in diabetes, and as an anodyne in rheumatism, gout, neuralgia, etc. It has also been given with advantage as an hypnotic in both mania and mania-a-potu; and its powers of exciting uterine contractions, and of checking uterine hemorrhagic discharges, are highly spoken of. Dose, from half a grain to two or more grains. The *tincture* is made by dissolving ℥vi of the *extract of Indian Hemp* in a pint of alcohol; forty drops of this are about equal to a grain of the extract.

#### HUMULUS—HOPS.

Hops are the STROBILES of *Humulus lupulus*, or Hop-vine (*Nat. Ord.* Urticaceæ), a climbing vine, indigenous in Europe,

and probably also in North America, with serrated, rough leaves and greenish-yellow flowers. The medicinal portion is the fruit, or STROBILES, which are also largely employed in the preparation of malt liquors, and are known as *hops*. Near their base are two small round, dark seeds, covered with aromatic glands or grains, which are the active portion of the hops, and are termed *lupulin*. They are separated by threshing, rubbing, and sifting the scales, and constitute about a sixth part of the weight of hops.

LUPULIN (*lupulinum*) is officinal, and consists of rounded or reniform, rather transparent grains, of a cellular texture, and a golden-yellow colour. It is slightly soluble in water, and completely so in alcohol, and is composed of a *volatile oil*, a bitter principle termed *lupulite*, resin, tannic acid, and other matters. The scaly bracts contain a small portion of lupulinic matter.

*Effects and Uses.*—Hops are *tonic* and *feebly narcotic*. The narcotic properties probably reside in the volatile oil, and the tonic properties in the bitter principle. They are said, also, to possess antaphrodisiac and astringent properties, and sometimes prove diuretic. The odorous emanation is employed as an hypnotic by means of the hop-pillow. Internally, they are given to relieve restlessness, induce sleep, and allay pain, and are also much employed for their stomachic and tonic effect. The combination of tonic and hypnotic virtues renders hops an excellent remedy in mild forms of mania-a-potu. Topically, they are employed in the form of fomentation or poultice, in painful swellings and tumours.

*Administration.*—Hops are given in the form of *infusion* (dose fʒij to fʒiv) and *tincture* (dose fʒj to fʒiij).

The best preparation for internal use is LUPULIN, in the dose of gr. v to gr. xij, in powder or pills. The *tincture of lupulin* (ʒiv to alcohol Oij) may be given in the dose of fʒj to fʒij. The *fluid extract* is a concentrated tincture, containing the virtues of an ounce of lupulin in a fluidounce. The *oleoresin* also is officinal; dose, gr. ij to v.

## DULCAMARA—BITTERSWEET.

The YOUNG BRANCHES of *Solanum Dulcamara*, the Woody Nightshade, or Bittersweet (*Nat. Ord. Solanaceæ*), a European

Fig. 9.



vine, naturalized in the United States, possess combined narcotic and diaphoretic properties. The active principle is a

poisonous alkaloid termed *solanina* ( $C_{42}H_{87}NO_{15}$ ), which has been found also in *Solanum tuberosum*, or common potato, and *S. nigrum*, or black nightshade. In the dog  $4\frac{1}{2}$  grs. of this alkaloid have produced death, hypodermically given, the symptoms being convulsive respiration, general convulsions and tetanic cramps (Fraas and Martin).

*Effects and Uses.*—In small doses the most obvious effects of bitter-sweet are an increase in the secretion from the skin and mucous surfaces, with some diminution of sensibility. There are recorded cases of its having caused vomiting and cerebral congestion. Its action on the pupil is uncertain. In excessive doses it is an acro-narcotic poison. It is principally used in the form of decoction (℥i boiled in a pint of water for fifteen minutes, and water enough afterwards added to make the decoction measure a pint),\* dose, f℥i–ij, in painful cutaneous affections, and also in chronic catarrh, rheumatism, and gout. A *fluid extract* (of which a f℥j represents a ℥i of the stalks) is officinal.

ACIDUM HYDROCYANICUM DILUTUM—DILUTED  
HYDROCYANIC ACID.

Hydrocyanic acid, known also as cyanhydric acid and *prussic acid*, is derived from a variety of vegetable substances, as the bitter almond, peach kernels and leaves, wild cherry, cherry laurel, etc. It is employed in medicine only in a state of extreme dilution; and the diluted acid is obtained by the action of sulphuric acid and water on potassium ferrocyanide, or, when wanted for immediate use, by the action of muriatic acid and water on silver cyanide.

*Diluted hydrocyanic acid* is a colourless, volatile liquid, with a peculiar odour and a cooling, somewhat irritating taste. It undergoes decomposition if exposed to the light, and should be kept in bottles covered with black paint or paper; but it is not

\* This is the usual formula for the decoctions, and is the mode of preparation of all those which are stated to be of the strength of an ounce to a pint of water.

a stable preparation. It contains two per cent. of the anhydrous or concentrated acid.

The anhydrous acid (HCy or HNC) is a colourless, feebly acid, transparent, very volatile and decomposable liquid, with a powerful peculiar odour, and a cooling, afterwards burning taste. Both water and alcohol dissolve it readily. It consists of one eq. of cyanogen and one of hydrogen. Its presence in a suspected mixture may be detected by the addition of a solution of silver nitrate, which throws down a white, curdy precipitate of silver cyanide, distinguishable by its exhaling the peculiar odour of prussic acid on the addition of muriatic acid, and by being wholly soluble in boiling nitric acid (the silver test is the most delicate, when applied to prussic acid in the state of *vapour*); or, by adding to the suspected solution a little liquor potassæ, and then a mixed solution of ferrous and ferric sulphate, a dirty greenish-blue precipitate is thrown down, which, on the addition of a few drops of pure hydrochloric acid, becomes *Prussian* blue; or (the best liquid test) the hydrocyanic acid may be converted into ammonium sulphocyanide by the addition of ammonium sulphide, and the salt thus formed yields a deep blood-red colour upon the addition of any ferric salt (the sulphur test may be advantageously employed also as a vapour test); or, fourthly, by the copper test (which may be also used in the form of vapour): the liquid is first rendered slightly alkaline by liquor potassæ, and, on adding a diluted solution of copper sulphate, a greenish-white precipitate is thrown down.

*Physiological Effects.*—Locally: hydrocyanic acid applied directly to the skin exerts a benumbing influence, and may be absorbed with the aid of friction; to a mucous membrane or wound it is readily taken up. Nervous system: in small doses it produces no symptoms beyond a calming effect. Full doses cause giddiness, confusion of mind, and muscular feebleness. Whether large doses act on brain, vagus, or peripheral nerves is disputed. The convulsions which it produces are cerebral, for they do not occur in parts cut off from the cord (Wood, H.C.). In the frog, Kölliker finds that the direct application

of hydrocyanic acid paralyzes the motor nerve trunks, and destroys the irritability of muscle, and upon the peripheral sensory nerves acts as a paralyzant. Since hydrocyanic acid produces asphyxia most rapidly in the form of vapour, Preyer concludes that it acts directly on the pulmonary ends of the vagi. That it acts directly on the nerve centres is supported by the experiment of Jones (N. Y. Med. Rec.), in which the application of the acid to the medulla of an alligator caused quickly collapse of the lung. Circulation: prussic acid in small doses has a sedative action on the heart; large doses arrest it in diastole. Applied directly to the heart it suspends its movements. Under prussic acid a temporary increase of the arterial pressure, followed by a permanent reduction, has been observed. Respiration: nothing short of 10–15 min. disturbs this act, while this amount renders it laboured and irregular. Large doses destroy life so quickly that the respirations cannot be counted. Prussic acid has no influence on secretion or temperature, save a slight augmentation of saliva. Elimination is rapid, taking place by the saliva, kidneys, and lungs. Opinions as to the action of prussic acid on the blood are contradictory. During life, under hydrocyanic acid, the venous blood is found to be of an arterial hue; while in man and mammals, after death all the blood is dark coloured, probably from deficient abstraction of carbon dioxide. Outside of the economy the addition of hydrocyanic acid to the blood produces a new body, formed from HCy and hæmoglobin, called cyanohæmoglobin (Hoppe-Seyler), which has no ozonizing power, and it seems probable that the formation of this substance, if it takes place during life in the blood, may be one of the main factors in causing death. In a poisonous dose, hydrocyanic acid arrests life with fearful rapidity, and is one of the most energetic poisons known, one or two drops of the pure acid being sufficient to destroy a dog in a few seconds. When not immediately fatal, it produces great and sudden prostration, difficult and spasmodic respiration, dilatation and immobility, and sometimes contraction of the pupils, feeble pulse, diminution of temperature in the extremities, rise of temperature in the trunk at first, but afterwards fall of tem-

perature, and involuntary evacuations. It acts on both the voluntary and involuntary muscles, decreasing or arresting entirely their property of contractility; both the sympathetic and cerebro-spinal nervous systems appear to be affected. The best *antidotes* are inhalations of ammonia or its carbonate, and (if the patient can swallow) alcoholic stimuli are to be employed, and at the same time *cold and hot affusions and artificial respiration* are to be also resorted to. The subcutaneous injection of *atropia sulphate* has been proposed, acting as a physiological antidote, but its rate of diffusion is too slow to be of service.

*Medicinal Uses.*—Hydrocyanic acid is a valuable agent in allaying spasm, pain, and nervous irritability, in a variety of disorders, and is much used to relieve cough, particularly in phthisis pulmonalis, and for its antispasmodic virtues in asthma and whooping-cough. It is, moreover, a most efficacious remedy in gastrodynia and in neuralgic affections of the bowels, and also in chronic vomiting. Topically, it is employed as an anodyne in neuralgia, and in various forms of cutaneous disease (fʒi to iij to water Oj—Ojss), notably urticaria and prurigo.

*Dose* of the officinal acid, one or two drops, to be repeated and gradually increased by a drop till some effect is perceptible. When it is taken for a length of time, care should be observed to have the medicine, as renewed, of uniform strength; and it is best, in using a fresh sample, to return to the minimum dose.

POTASSII CYANIDUM (*Potassium Cyanide*), KCy, is used as a substitute for hydrocyanic acid, and has the advantage of being a more uniform chemical product, and less liable to undergo decomposition. It is made by heating together potassium ferrocyanide and potassium carbonate, and occurs in white, opaque, amorphous pieces, having a sharp, somewhat alkaline and bitter-almond taste, and an alkaline reaction; its solution yields the odour of hydrocyanic acid when exposed to the air. It is deliquescent, very soluble in water, and sparingly so in alcohol. Its medicinal and poisonous effects are the same as those of hydrocyanic acid. Dose, gr.  $\frac{1}{8}$  in half an ounce of distilled water, to be repeated and increased. The addition of

a few drops of some vegetable acid frees the hydrocyanic acid, and the same effect is produced by the acids of the stomach. Lethal effects may be obtained by prolonged contact with the skin. It is also irritant, and will produce an eschar.

OLEUM AMYGDALÆ AMARÆ (*Oil of Bitter Almond*) contains hydrocyanic acid, and may be used for the same purposes. It is obtained by distillation from the kernel of the fruit of *Amygdalus communis*, variety *Amara* (*Nat. Ord.* Rosaceæ), and is of a yellowish colour, with a bitter, acrid, burning taste, and the peculiar odour of the bitter almond, which is different from that of hydrocyanic acid. It is heavier than water, slightly soluble in it, and soluble in alcohol and ether. It contains *benzoic aldehyde* and *hydrocyanic acid*, which are developed from a principle termed *amygdalin*, and water, under the influence of an albuminous ferment termed *emulsin*: thus, amygdalin ( $C_{20}H_{27}NO_{11}$ ) + water ( $2H_2O$ ) = benzoic aldehyde ( $C_7H_5OH$ ) + HCN + glucose ( $2C_6H_{12}O_6$ ). The effects of this oil upon the system are closely analogous to those of hydrocyanic acid, and its strength is about four times that of the diluted officinal acid. Dose, for internal use, a quarter to half a drop in emulsion; as an external application, one drop to a fluidounce of menstruum. *Bitter Almond Water* (aqua amygdalæ amaræ) is used as a vehicle for narcotic medicines. Dose, half a fluidounce.

SYRUPUS AMYGDALÆ (*Syrup of Almond*), made from both the sweet and bitter almonds, is slightly impregnated with the virtues of hydrocyanic acid, and is a pleasant vehicle for cough mixtures.

#### CAMPHORA—CAMPHOR.

Camphor is a peculiar CONCRETE VOLATILE OIL derived from *Camphora officinarum*, the Camphor-Laurel (*Nat. Ord.* Lauraceæ), a large evergreen tree of China, Japan, and the island of Formosa. All parts of the tree are strongly impregnated with camphor, which is obtained from the roots and branches by sublimation. In this state it is known in commerce as

*crude camphor*, and consists of dirty-grayish grains adhering in crumbling masses. *Japan camphor* (called also *Dutch camphor*) has a pinkish colour, and is purer though coarser than the *China camphor*, but it is not brought to the United States. The crude camphor, as imported from Canton, is not found in the shops until it is purified by resublimation with quicklime, when it is termed *refined camphor*. This occurs in large hemispherical or convex-concave cakes, perforated in the middle. It is solid at ordinary temperatures, soft and somewhat tough, but may be readily powdered by the addition of a few drops of alcohol. It is translucent, has a strong, fragrant odour, and an aromatic, bitter, afterwards cooling taste. It is volatile, highly inflammable, lighter than water, and very slightly soluble in it, but soluble in alcohol, ether, chloroform, oils and acids. Water added to the spirit of camphor precipitates the camphor.

A valuable camphor is known in the East, which is found in a concrete state in the cavities and fissures of the trunk of *Dryobalanops camphora*, a tree of Borneo and Sumatra. The Borneo camphor occurs in small fragments of crystals, which are transparent, brittle, and harder than the laurel camphor. An oil or liquid camphor is also obtained from the dryobalanops, which is more highly esteemed in Oriental countries than the camphor itself.

Camphor is  $C_{10}H_{16}O$ , and is chemically nearly related to the terpenes (turpentine). Camphor forms substitution compounds with bromine, chlorine, and iodine. When heated, it yields an oil called *oil of camphor*. By passing hydrochloric acid into oil of turpentine, a substance is obtained called *artificial camphor*. Camphor heated with zinc chloride yields *cymol* ( $C_{10}H_{14}$ ), and with nitric acid, *camphoric acid* ( $C_{10}H_{16}O_4$ ) and *camphoronic acid* ( $C_9H_{12}O_5$ ), the last two being oxidation products of camphor.

*Physiological Effects.*—The topical action of camphor is irritant. After its absorption, its effects, in small doses, are moderately stimulant, exhilarant, and anodyne. In large doses, it causes considerable disorder of the cerebro-spinal system, depression of the circulation, and diaphoresis; and in

excessive quantity it acts as a narcotico-irritant, occasioning burning heat in the stomach, violent cerebral convulsions, and maniacal delirium. There are no cases of death from camphor in healthy adults. It is also, in full doses, anaphrodisiac. Camphor is eliminated by the breath, skin, and urine. In cases of poisoning, after evacuating the stomach, opium, wine, etc., are to be administered.

*Medicinal Uses.*—From its combined antispasmodic and diaphoretic powers, camphor is a valuable remedy in the treatment of dysentery, and is much employed in this disease, either in combination with opium or as a substitute for the latter. In the early stages of cholera, and in flatulent diarrhœa, it is also greatly prescribed. As a diaphoretic stimulant and antispasmodic, it is useful in the low stages of typhoid and typhus fevers, and in typhoid conditions of the system generally. In many forms of mental disorder it calms irritability, relieves despondency, and induces sleep. And it has no superior among the anodynes in allaying irritation or pain of the genito-urinary organs, as in dysmenorrhœa, uterine after-pains, strangury, and nymphomania. In chordee large doses are required—grs. 10 to 20. From its anodyne and sudorific properties, it is also applicable to the treatment of chronic rheumatism and gout. *Externally*, camphor is employed as an anodyne in rheumatism, and as a discutient in chronic inflammatory affections. Powdered camphor, sniffed into the nostrils, is a good remedy in coryza and influenza.

*Administration.*—The medium dose in substance is gr. v to gr. x; but it may vary from gr. j to ℥j. It is best given in emulsion, made by rubbing up the camphor with loaf sugar, gum arabic, myrrh, and water. The form of pill is objectionable, from the difficulty with which it is dissolved in the gastric liquors.

AQUA CAMPHORÆ (*Camphor Water*). Dose, fʒj (containing about gr. iij) to fʒij or iij. The *spirit* is used chiefly as an embrocation, but it may be given internally, where the action of the alcohol is not objectionable, in the dose of gtt. v to fʒj.

LINIMENTUM CAMPHORÆ (*Liniment of Camphor*) consists

of camphor (1 part) dissolved in olive oil (4 parts): a mild embrocation.

CERATUM CAMPHORÆ is also officinal.

LINIMENTUM SAPONIS (*Soap Liniment*) is made by digesting soap and camphor with oil of rosemary in alcohol and water. It is a yellow oleaginous liquid, and is used as an anodyne and gently rubefacient application in gouty and rheumatic pains, sprains, bruises, etc.

OLEUM CAMPHORÆ (*Oil of Camphor*), the volatile oil obtained from *Camphora officinarum*, is a light reddish-brown fluid, with the odour and taste of camphor. It has medicinal properties similar to those of camphor, but is more stimulant, and therefore especially adapted to affections of the stomach and bowels. Dose 2 or 3 drops. It is used also externally.

A substance termed *Monobromated Camphor* is prepared by letting fall a stream of bromine upon powdered camphor till the latter is liquefied, then boiling the mixture in a water bath, and afterwards dissolving in alcohol and crystallizing. It occurs in long colourless, acicular crystals ( $C_{10}H_{15}OBr$ ), having an odour of camphor and turpentine and a slightly bitter taste, insoluble in water, but soluble in alcohol, fixed and volatile oils, ether, carbon bisulphide, and chloroform. It is a substitution compound, one atom of bromine taking the place of one atom of hydrogen in ordinary camphor. It has been used in delirium tremens and hysterical and convulsive affections; dose for an adult, 5 grains, repeated.

#### ORDER II.—ETHEREAL ANÆSTHETICS.

The term Anæsthetics (from *a, non*, and *αισθησις, sensation*), properly speaking, includes all agents which diminish sensibility and relieve pain. It has, however, been used to denominate a class of ethereal remedies which are applied by inhalation, and produce such a condition of temporary insensibility as to prevent pain during surgical operations and parturition.

The vapours usually employed to produce anæsthesia are those of ETHER and CHLOROFORM. Many other substances have, however, lately been introduced as anæsthetics.

## ÆTHER—ETHER.

Ether is prepared by the distillation of alcohol and sulphuric acid, and is afterwards rectified by redistillation with solution of potassa. For inhalation, however, it is further purified by being shaken with water, by which it is freed from alcohol, and this, as well as acid contaminations, are afterwards removed by the agency of calcium chloride and freshly calcined lime. Thus purified, it is designated as ÆTHER FORTIOR—STRONGER ETHER.

Although commonly termed sulphuric ether, in allusion to the sulphuric acid used in its preparation, yet ether contains no sulphuric acid. By the action of the acid upon alcohol, ether is formed by the substitution of ethyl ( $C_2H_5$ ) for one atom of hydrogen in alcohol ( $C_2H_5HO$ ). Chemically, ether is ethyl oxide,  $(C_2H_5)_2O$ .

Ether is a transparent, inflammable, colourless liquid, with a strong, fragrant odour and a hot, pungent taste. It wholly evaporates in the air, so rapidly as to cause a considerable degree of cold; combines with alcohol and chloroform in every proportion, and dissolves in ten times its volume of water. The sp. gr. of pure ether is 0.713, of *stronger ether*, 0.728, of ordinary *official ether*, 0.750. The boiling point of *stronger ether* is about  $98^\circ F$ .

*Effects and Uses when swallowed.*—When taken into the stomach, ether produces a primary stimulant and secondary narcotic effect, the stage of excitement being, however, very transient. Before the narcotic effects set in, the heart's beats are increased, the face is flushed, and the skin becomes moist. It has long been employed as an antispasmodic and anodyne remedy in asthma, angina pectoris, hysteria, cramp of the stomach and bowels, spasm of the gall-ducts, etc.; and, from its combined stimulant and antispasmodic virtues, it has been found useful in the latter stages of typhus, attended by subsultus tendinum, etc. As a *topical* anodyne, ether is a very good application in nervous headache and earache; applied by means of an atomizer, it causes local anæsthesia; it has been

also applied with advantage in aphthæ, stomatitis, diphtheria, and other affections of the mouth and throat; and, from its refrigerant effects, it has been used in the reduction of strangulated hernia, and as a cooling lotion in cerebral affections. If evaporation be repressed, when it is applied locally it acts as a rubefacient, and may be employed for counter-irritation.

*Dose*, fʒss to fʒj, to be increased when habitually used. It may be incorporated with water by rubbing it up with spermæti, in the proportion of two grains to a fluidrachm of ether, or it may be given in capsules of sugared gum.

*Effects and Uses when inhaled.*—The first effects of the inhalation of ether are a sense of strangulation and cough, from its local irritant action. When the vapour is absorbed into the system through the pulmonary surface, the nervous functions are successively and progressively affected. The mental faculties and volition become first impaired; insensibility and unconsciousness rapidly supervene, *during which susceptibility to pain is lost*, and the patient lies in a trance-like sleep, resembling death. This condition is often preceded by one of excitement, during which patients sometimes weep, laugh, moan, sing, rave, or present pugnacious manifestations. In the beginning of etherization, the circulation is accelerated, but it is afterwards depressed. The period of full ether-narcosis lasts from five to ten minutes, and the patient ordinarily recovers without serious inconvenience, although headache, nausea, drowsiness, and languor sometimes ensue for a few hours. Occasionally, congestion of the brain or lungs, cataleptic rigidity with prolonged insensibility, and, in females, hysterical phenomena, ensue after etherization; but these effects are uncommon, and it is believed that death has never followed the use of ether, when care has been taken to admit atmospheric air into the lungs along with the ether. During the stage of insensibility, convulsive twitches or muscular rigidity are occasionally noticed; the breathing is sometimes stertorous; the iris becomes fixed; the pupils are dilated; the eyeballs are upturned; and the orbicularis palpebrarum does not contract when touched. Insensibility to pain in some cases takes place before uncon-

sciousness; and when patients are recovering from the latter state, the mental faculties are often completely restored, while insensibility to pain continues. A brief period of anæsthesia, lasting less than a minute, has been noticed to occur before complete insensibility, which may be taken advantage of for short operations. When ether-narcosis is fully established, the functions of the nerve centres are involved in the following order, viz., the cerebrum, the sensory centres of the cord, the motor centres of the cord, the sensory centres of the medulla oblongata, and lastly the motor centres of the medulla oblongata. The functions which continue to act are those presiding over circulation and respiration.

Since the year 1846, the inhalation of ether, first resorted to in our own country, has been practiced very generally in all parts of the world, with the greatest success, for the prevention of pain in surgical operations; and its use has been also extended with the happiest results to the relief of pain in labour.

It should not be exhibited where disease of the heart or brain, or serious obstruction of the lungs, exists, or when from any cause there is unusual tendency to syncope, and precaution should be taken to guard against asphyxia; but when administered with proper care and discrimination, it is attended with little or no danger or unpleasant results of any kind.

The quantity of ether necessary to effect etherization is about two ounces; and it may be conveniently applied by means of a cone of stiff paper, shaped so that its base will fit over the nose and mouth of the patient, and into which a napkin or small towel, or hollowed-out sponge, is placed; the sponge should be first soaked in warm water, squeezed dry, and saturated with pure ether. It is then applied to the mouth and nostrils, the mouth being permitted occasionally to receive atmospheric air; and, if irritability of the air-passages occur, this is to be gradually overcome. From three to five minutes are required to produce anæstheization, and its occurrence is known by the closure of the eyelids (if they have been previously open), failure to respond to questions, and muscular

relaxation. The sponge is then to be removed, and may be reapplied from time to time if necessary.

Etherization is less apt to produce nausea if practiced upon an empty stomach, and the administration of a little brandy and laudanum promotes its action.

Etherization has been also resorted to in a variety of morbid conditions in which the administration of narcotics and anti-spasmodics has been found useful. It exerts a powerful control over the violent types of spasmodic disease, and has been prescribed with the greatest advantage in hysteria, tetanus, poisoning from strychnia, asthma, chorea, convulsions, puerperal eclampsia, whooping-cough, dysmenorrhœa, and almost every description of spasm; and as a relaxant in the diagnosis and reduction of dislocations.

Local anæsthesia and congelation may be produced through the agency of the ether spray applied to a part by the atomizer. (See p. 48.)

#### CHLOROFORMUM—CHLOROFORM.

Chloroform is usually obtained from the distillation of alcohol with chlorinated lime, and for medicinal use,

COMMERCIAL CHLOROFORM (*Chloroformum Venale*) is purified by agitation with one-fifth of its weight of sulphuric acid, which destroys the contamination of chlorinated pyrogenous oil; and the sulphurous acid formed and the water present are afterwards removed by means of a watery solution of sodium carbonate and of stronger alcohol and lime. The purest chloroform for internal use is now made from chloral hydrate.

PURIFIED CHLOROFORM (*Chloroformum Purificatum*) is a colourless, volatile liquid, of a bland, ethereal odour and a hot, aromatic, saccharine taste. It is not inflammable, is slightly soluble in water, and freely soluble in alcohol and ether. It has extensive solvent powers, dissolving camphor, the fixed and volatile oils, most resins and fats, iodine, bromine, the organic alkalies, etc. The purest chloroform has a sp. gr. of 1.5022. Officinal chloroform has a sp. gr. of 1.480, when it contains a little alcohol; and as usually found its sp. gr. is about 1.475,

when it contains more alcohol, and is less apt to become acid. The boiling point of pure chloroform is  $142^{\circ}$  F. It is chemically classed with the triatomic haloid ethers, and is methenyl chloride, ( $\text{CHCl}_3$ ). Chloroform is sometimes contaminated with chlorinated pyrogenous oil (a very injurious impurity); this may be detected and removed by strong sulphuric acid, which gives the chloroform a colour varying from yellowish to reddish-brown, according to the amount of impurity. The most delicate test for the presence of alcohol is the binitro-sulphuret of iron, which, when agitated with chloroform, will produce a brown tint if alcohol be present.

*Physiological Effects.*—The *effects* of chloroform on the system are *analogous* to those of ether, but much more *rapid* and *powerful*. When inhaled, in the dose of a fluidrachm or more, it rapidly induces anæsthetic sleep, with great relaxation of the muscles, and the most complete insensibility to painful agents. The period at which insensibility occurs varies from fifteen seconds to two minutes; and it continues usually between five and ten minutes, and may be prolonged considerably by renewals of the inhalation. The patient usually recovers without recollection of what has occurred during the state of insensibility, and with few or no uncomfortable sequelæ. Sensibility to pain is often very much obliterated even before consciousness is lost.

The administration of chloroform has in some cases been attended with fatal syncope, due to heart-paralysis. This has ordinarily occurred with such rapidity as to render remedial interference unavailable; but at the slightest approach of symptoms of the kind, the patient should be placed in a recumbent position, cold affusions should be applied, and, above all, artificial respiration, together with electro-magnetism, should be resorted to.

Topically applied, and when its evaporation is prevented, chloroform acts as an irritant, and soon vesicates the skin—powerfully diminishing painful impressions during its application.

*Medicinal Uses.*—Chloroform is prescribed by the stomach

as an anodyne and antispasmodic, in all cases to which ether is applicable, and has the advantage of a more agreeable taste. It has been found particularly useful to relieve the pain and vomiting of cancer of the stomach, and also in colic and cholera. It has been also extolled as an antiperiodic in the treatment of intermittent fevers. Externally it is used as a topical anodyne, and also as a stimulating application to foul and indolent ulcers, and occasionally for its constitutional effects. The editor has used the deep injection of chloroform, gr. x-xx, in sciatica with good results, the injection being made over the nerve.

*Dose*, from ℥xv to fʒss, in sweetened water or mucilage; to be repeated. As an anti-neuralgic liniment, fʒj to fʒij of camphor liniment; or as a rubefacient and anodyne, undiluted, on linen, covered with oiled silk to prevent evaporation. As a wash or gargle, fʒj or ij to water Oj.

The introduction of chloroform as an anæsthetic took place shortly after that of ether; and from its greater intensity of action, its freedom from irritating effect on the bronchial mucous membrane, its more agreeable odour, and its non-inflammability, it has been extensively used, particularly in Great Britain, to the exclusion of ether. A very considerable number of fatal cases have, however, occurred from the inhalation of this agent, where its administration did not appear in any way counter-indicated; and it cannot be considered a perfectly safe remedy. It is employed as an anæsthetic, anodyne, and antispasmodic, to fulfil the indications to which ether is applicable; but, except in cases where the inflammability of ether makes it objectionable, chloroform should be avoided. It is also used hypodermically.

The *dose* for inhalation is a fluidrachm, to be repeated in two minutes if anæsthesia be not produced; and its effects may be renewed from time to time without injury. It may be applied on a handkerchief, held near the nose or mouth, care being taken to allow a proper admixture of atmospheric air.

A solution of chloroform in ether has been used in the United States, but, from the unequal volatilization of the two liquids, it must be difficult to modify their effects by combination.

SPIRITUS CHLOROFORMI (*Spirit of Chloroform*) is a solution of chloroform in diluted alcohol; a convenient form for internal exhibition. *Dose*, fʒj.

*Linimentum Chloroformi* (*Liniment of Chloroform*) is made by mixing 3 parts of chloroform with 4 parts of olive oil.

*Mistura Chloroformi* (*Mixture of Chloroform*) is made by mixing chloroform, in which camphor is dissolved, with ʒvi of water, by the intervention of the yolk of an egg. *Dose*, fʒss-fʒj.\*

Since the discovery of the anæsthetic properties of ether and chloroform, many other substances have been employed for the purpose of anæsthesia. Of these may be mentioned—

I. RHIGOLENE, a petroleum naphtha obtained by the distillation of petroleum. It is the lightest of all known liquids, having a sp. gr. 0.625, is highly volatile and inflammable, boils at 70° F., and in its composition is a hydrocarbon, containing no oxygen. It is nearly odourless, and has been employed to produce local anæsthesia through the agency of the atomizer, and is the most convenient, most rapid, and most easily controlled freezing liquid that can be used. Its name is derived from *ρυγος*, *extreme cold*.

II. METHYLENE BICHLORIDE.—This liquid (known also as dichloromethane) is most easily procured by the action of nascent hydrogen (developed from zinc, water, and sulphuric acid) upon chloroform. Its composition is  $\text{CH}_2\text{Cl}_2$ . It is a colourless fluid, having a pleasant ethereal odour like that of chloroform, boils at 88° F., has sp. gr. 1.34, and mixes with ether and chloroform in all proportions. The vapour of methylene bichloride is pronounced by Mr. Spencer Wells to be the

\* Under the name of *chlorodyne*, a combination containing chloroform is much used, for which the following is a formula: Muriate of morphia, 8 grains; oil of peppermint, 16 minims; stronger ether, a fluidounce; extract of liquorice, 2½ troyounces; pure chloroform, stronger alcohol, and molasses, each, 4 fluidounces; diluted hydrocyanic acid, 2 fluidounces; syrup, 17½ fluidounces: dissolve the morphia and oil in the alcohol, and add the chloroform and ether, mix the liquorice, syrup and molasses, shake the two mixtures, and add the hydrocyanic acid; dose, 5 to 10 minims, the vial to be well shaken.

best known anæsthetic. Given properly diluted with air, in his hands (in an experience of more than a thousand cases) it has proved of uniform certainty and rapidity of effect, and free from any dangerous symptoms. It is used in about the same dose as chloroform, but has not been much employed in the United States.

III. METHYLIC ETHER, made by digesting methylic alcohol with strong sulphuric acid, is a gaseous substance, lately employed. Under the name of *methyl-ethylic ether*, it has been used, dissolved in ethylic ether, and is said to produce rapid anæsthesia, without spasm, syncope, or asphyxia, during inhalation, or subsequent nausea. One or two drachms may be introduced into a bag inhaler, and the gas is volatilized by means of a hand bellows.

IV. COMPOUNDS OF AMYL.—Various compounds of amyl ( $C_5H_{11}$ ), products derivable from the oxidation of starchy matter, have been proposed as anæsthetics. *Amylic alcohol*, or fusel oil (amyl hydrate,  $C_5H_{11}HO$ ), is one of the products of the alcoholic fermentation. It is a colourless, oily liquid, of a strong, offensive odour and an acrid, burning taste. When inhaled by animals, it has been found to produce muscular paralysis and convulsions. Recently AMYL NITRITE has come into use as a therapeutic agent. Amyl nitrite is prepared by heating one part of strong nitric acid with two parts of rectified fusel oil until reaction just commences, when the fire is withdrawn. After the violent reaction has subsided, heat is again carefully applied. The distillate obtained below  $212^\circ F.$  is rectified over potassium carbonate, with the precaution to collect only that portion distilling between  $202^\circ$  and  $206^\circ F.$  It is an amber-coloured, volatile, inflammable liquid, of sp. gr. 0.913, boiling at  $182^\circ F.$ , with an odour and taste like that of ripe pears. Its composition is  $C_5H_{11}NO_2$ . It is not a true anæsthetic, as it does not destroy consciousness unless a condition approaching death is produced.

*Effects and Uses.*—The following effects are caused by the inhalation of amyl nitrite: flushing of the head, face, and oppression of the head, with vertigo, excited cardiac action,

diminished blood pressure, *marked dilatation* of the *arterial system*, due to paresis of their muscular walls, lowering of temperature, retarded respiratory movements, which tend to become slower as the administration is pushed, and eventually are extinguished from a paralyzing influence on the respiratory centre; at the same time there is complete motor paralysis. The violent action of the heart, it has been proved, is due to depression of the cardiac inhibitory nerves. On the reflex function and spinal motor centres, amyl nitrite acts as a powerful paralyzer. It also lessens the functional activity of the muscles and nerves (H. C. Wood). Dilatation of the vessels of the retina has been observed by the ophthalmoscope. Amyl nitrite has the property of diminishing the oxidizing function of the red corpuscles, uniting with them to form a new compound, nitrite oxyhæmoglobin, and obtained as such by the investigator, Gamgee. Diabetic urine has been noticed in the rabbit under hypodermic injection of amyl nitrite. It has been employed to rouse the system in cases of syncope and prostration, as an antidote in chloroform-poisoning, and has been also found efficacious in relieving the pain of angina pectoris, in asthma, eclampsia parturientium, and many other convulsive diseases. The inhalation of the vapour of the nitrite has been found efficacious in arresting epileptic spasm, when its approach is indicated by the *aura epileptica*; and also in tetanus, nausea marina, and strychnia-poisoning. Dose, 5 to 10 drops; this amount may be inhaled dropped on a piece of cotton, or from a small open vial introduced into the nostril.

V. CARBON TETRACHLORIDE ( $\text{CCl}_4$ ). This liquid, when inhaled by man, produces loss of consciousness and anæsthesia, with great debility of the heart. On account of its deleterious influence upon the circulation it is not a safe anæsthetic agent.

VI. NITROUS OXIDE GAS was the substance by which anæsthesia was in the first instance produced, in the hands of Mr. Horace Wells, a dentist of Hartford, Connecticut. It is made by the decomposition of ammonium nitrate by heat. Its composition is  $\text{N}_2\text{O}$ . It is a colourless, respirable gas, absorbable by water, and the solution, like the gas itself, has a

faint, agreeable odour and sweet taste. This gas is both a pleasant and efficient anæsthetic, more rapid and at the same time more transitory in its action than either ether or chloroform, and free from disagreeable or serious consequences. During unconsciousness it causes considerable mental excitement, shown in various ways, as laughing, crying, etc., and lividity of the face. It is well adapted to employment in the extraction of teeth, or in short minor surgical operations, but its effects are too transient for the anæsthesia required in protracted operations. The amount necessary to produce anæsthesia (one or two gallons), as well as the complicated apparatus required for its administration, constitute also an objection to its general use. It is best administered from an India-rubber bag, containing about eight gallons of the gas, furnished with a mouth-piece with two valves, one of which is designed for the throwing out of the respired gas. Water, impregnated with about five times its volume of nitrous oxide, has been used internally as a stimulant, in the dose of half a pint to a pint and a half during the course of the day. In experiments upon dogs, nitrous oxide water injected into the bowels has been found to act as a physiological antidote in cases of poisoning from chloroform, carbonic acid, hydrocyanic acid, and other agents.

#### ORDER III.—ANTISPASMODICS.

Antispasmodics are medicines that allay irregular nervous action. Their effects upon the economy in a state of health are not very decided, and are limited to a slight stimulation of the circulation and exhilaration of the mental faculties. Their influence is, however, strikingly shown in certain deranged conditions of the nervous system, particularly in those forms of spasm which depend upon idiopathic or primary nervous disorder, and are known under the designation of *hysteria*. They are also useful in many varieties of mental disturbance, as wakefulness, hypochondriasis, and even insanity, and are often preferable to narcotics in the treatment of these cases,

from their comparative freedom of action on the brain. They are all distinguished by a powerful odour.

ASAFETIDA—ASAFETIDA.

Asafetida is a GUM-RESINOUS EXUDATION obtained from the ROOT of *Narthex asafœtida* (*Nat. Ord. Umbelliferæ*), and is derived from Southern Persia and Afghanistan. The plant has a long tapering root, the size of a man's leg, and an erect stem, from six to nine feet in height, rising from the midst of the leaves. It is thought by some botanists that the plant, from which Persian asafetida is obtained is *Scorodosma foetidum*. The drug is obtained from incisions made into the root, or by taking successive slices of it. The exuded juice is scraped off, hardened in the sun, and afterwards packed for exportation. It occurs in masses of varying size, consistence, and colour, but is usually whitish, intermixed with darker spots, and becomes reddish, and finally brown, by exposure to the air. It is sometimes soft and adhesive, at other times hard and brittle, and is not readily powdered except at a low temperature. It breaks with a waxy lustre, and the best samples appear to be composed of irregularly-shaped tears. Its taste is unpleasant, bitter, and acrid; its odour powerful, alliaceous, and fetid.

Asafetida is a *gum-resin* united to an alliaceous volatile oil. The gum is dissolved by water, and the mucilage thus formed suspends the resin and volatile oil. The resin and volatile oil are soluble in alcohol; but the tincture becomes milky on the addition of water, owing to the separation of the resin. The resin contains *ferulaic acid* ( $C_{10}H_{10}O_4$ ) and *umbelliferone* ( $C_9H_6O_3$ ).

*Physiological Effects.*—Asafetida, when taken into the stomach, produces a local stimulant and carminative effect. After absorption, it proves a moderate excitant and exhilarant, and exerts a marked influence upon morbid conditions of the nervous system. Large doses cause nausea and vomiting. It also stimulates the mucous secretions generally, and increases the peristaltic action of the bowels, inducing soft, offensive

stools. Its volatile oil is absorbed, and the odorous principle is recognized in the secretions, especially in the perspiration.

*Medicinal Uses.*—No medicine is more highly esteemed as a direct antispasmodic than asafetida. It is much resorted to in the various forms of hysteria, and is particularly valuable in relieving the mental depression which constitutes one of the protean types of this disorder. In other spasmodic diseases, as chorea, asthma, whooping-cough, etc., it is a favorite remedy with many practitioners; and, from its combined expectorant and antispasmodic properties, it is particularly adapted to spasmodic pectoral affections. In certain diseases of the abdominal viscera, as flatulent colic and costiveness, asafetida is often useful as an antispasmodic and laxative enema. It is also prescribed as a stimulating emmenagogue when the uterine disorder is attended with a disturbance of the nervous functions.

Notwithstanding its disagreeable odour, this drug is largely used as a condiment in Asia; and even in the refined cookery of Europe its flavour is admired. Many persons take it habitually for its exhilarant effects; and, when used as a medicine, it generally becomes acceptable.

*Administration.*—Dose, gr. v to ℥j, in pill. It is most frequently given in the form of *mixture* (*mistura asafœtidæ*,—℥ij to water Oss)—dose, f̄ss to f̄j, repeated, or as an enema, f̄ij to f̄iv. The mixture, from its whiteness and opacity, is sometimes called *lac asafœtidæ*, or *milk of asafetida*. *Pills of asafetida* are officinal, each pill containing 3 grains of the gum-resin. The *tincture* (℥iv to alcohol Oij—dose f̄j) is a good preparation, where the alcohol is not objectionable. A *plaster* is used externally in whooping-cough and catarrh; it contains galbanum. *Suppositories of asafetida* are made by mixing with the tincture oil of theobroma.

## GALBANUM.

Galbanum is a GUM-RESIN obtained from *Ferula galbaniflua* and other species of *Ferula* (*Nat. Ord. Umbelliferæ*), which grows in Persia. It is met with in the form of tears, or more

commonly in lumps, of a brownish colour, and has a peculiar balsamic odour and a hot, bitter, acrid taste. It is a gum-resin united to a volatile oil. From the resin are obtained *umbelliferone* and *resorcin*. Its effects are similar to those of *asafetida*, but less active; and it is chiefly employed externally, for its rubefacient properties, as a stimulant. The *compound pills of galbanum* are used as antispasmodic and emmenagogue; they contain galbanum, myrrh, and *asafetida*, with a little syrup—dose, 3 to 5 pills. Galbanum forms the basis of the *compound galbanum plaster*, which contains galbanum, turpentine, Burgundy pitch, and lead plaster.

## AMMONIACUM—AMMONIAC.

This is a spontaneous GUM-RESINOUS EXUDATION obtained from *Dorema ammoniacum* (*Nat. Ord. Umbelliferæ*), a plant of Persia. It comes in tears or lumps, of an irregular shape, yellowish on the outside, whitish within, is moderately hard and brittle, and has an unpleasant, bitter, and rather acrid taste, with a peculiar smell, somewhat like that of galbanum. It is a gum-resin, with a little volatile oil, the latter free from sulphur. *Resorcin*, but no *umbelliferone*, is obtained from the resin. Its effects are similar to those of *asafetida*; but it is seldom used except as an antispasmodic expectorant in chronic catarrh. Dose, gr. x to xxx. A *mixture* and *plaster* are officinal. The *mixture* has the same formula as *mixture of asafetida*; the plaster is made with ammoniac and acetic acid. A *plaster of ammoniac with mercury* is also officinal.

## VALERIANA—VALERIAN.

*Valeriana officinalis*, or Wild Valerian (*Nat. Ord. Valerianaceæ*), is a perennial European plant, growing to the height of three or four feet. The ROOT is the portion used, and consists of numerous long, slender, cylindrical fibres, attached to a rough, yellowish-brown, tuberculated head. When powdered,

it is yellowish-gray. It has a peculiar, powerful odour, of which cats are fond, and a bitterish, sub-acrid, aromatic taste. Water and alcohol extract its virtues, which depend on the presence of a *volatile oil*, from which a colourless volatile acid, called *valerianic*, may be separated. This is generated in the oil by exposure.

*Effects and Uses.*—The effect of valerian on the nervous system is not constant, for it is sometimes excitant and again calming. The hypodermic injection of valerian oil reduces the reflex excitability of the spinal cord, and antagonizes in frogs the tetanic spasms of strychnia. In medicinal doses, valerian improves digestion and appetite. Large doses occasion eructations, colic and diarrhoea, excitement of the circulation, diaphoresis, and increased urinary flow. It is much used as a nervous excitant and antispasmodic in the various forms of hysteria, and occasionally, also, in epilepsy, chorea, hemicrania, hypochondriasis, delirium tremens, etc.

*Dose of the powder*, from ℥ss to ℥jss, three or four times a day; of the *infusion* (℥ss to Oj of water), f℥j to ij; of the *tincture* (f℥iv to diluted alcohol Oij), f℥j; of the *ammoniated tincture* (f℥iv to aromatic spirit of ammonia Oij—an excellent preparation), f℥j to ij; of the *fluid extract*, f℥j; of the *extract (alcoholic)*, gr. x to xxx; of the *oil*, 4 or 5 drops.

ACIDUM VALERIANICUM (*Valerianic Acid*), ( $\text{HC}_5\text{H}_9\text{O}_2$ ), which is found in valerian root, is usually prepared artificially by the action of bichromate of potassium and sulphuric acid upon amylic alcohol, and occurs as an oily, colourless liquid, of a caustic taste and strong odour, resembling, but different from, that of valerian. It is used for the manufacture of

AMMONII VALERIANAS (*Valerianate of Ammonium*).—This salt, made by combining valerianic acid with ammonia, occurs in snow-white quadrangular plates, of an offensive odour like that of valerianic acid, and a sharp, sweetish taste. It deliquesces in a moist air, effloresces in a dry one, and is very soluble in both water and alcohol. Potassa and the mineral acids decompose it. It is much employed in neuralgia, nervous headache, hysteria, chorea, epilepsy, etc. *Dose*, gr. ij–viij,

given in coated pills; or an elixir, prepared with aromatics,\* may be used.

#### CYPRIPEDIUM.

The ROOT of *Cypripedium pubescens* and of *Cypripedium parviflorum* (*Nat. Ord.* Orchidaceæ), common indigenous plants, known under the names of *ladies' slipper* and *moccasin plant*, are recognized by the U. S. Pharmacopœia.

The *dried root* is several inches long, bent, with a small knotted, dark head, and numerous fibres of yellowish-brown colour. It contains a *volatile oil*, *volatile acid*, and resin, and has been used as a substitute for valerian. Dose of the *powdered root*, gr. xv, three times a day. An infusion and tincture are also used; by precipitating the tincture with water, an oleoresin is obtained, of which the dose is half a grain to three grains.

#### SCUTELLARIA—SKULLCAP.

The HERB of *Scutellaria lateriflora* (*Nat. Ord.* Labiatae), an indigenous perennial herb, found in moist localities, growing to the height of one or two feet, is considered by many American practitioners to possess valuable antispasmodic qualities. An *infusion* (℥ij to boiling water Oj) may be taken ad libitum; and a *fluid extract* is also used. *S. pilosa* and *integrifolia* have a more bitter taste, and have been used as tonics.

#### DRACONTIUM—SKUNK-CABBAGE.

*Dracontium foetidum*, *Ictodes foetidus*, *Symplocarpus foetidus*, or *Skunk-Cabbage* (*Nat. Ord.* Araceæ), is an indigenous plant, growing in moist situations. The fresh root has a strong, fetid odour and an acrid taste. It contains *fat*, *resin*, *gum*, etc.; the acrid principle has not been isolated. It is stimulant, antispasmodic, and narcotic, and is employed in hysteria, asthma, chorea, chronic catarrh, etc. Dose, gr. x to xx, gradually increased. It is also given in the form of *infusion*. The leaves

\* Take of valerianate of ammonium, ℥i; fluid extract of vanilla, f℥ss; cd. tinct. of cardamom, f℥vi; curacao, f℥ij; water, f℥iv; mix. Dose, a teaspoonful three times a day.

are used in the country to keep up the discharge from blistered surfaces, and to stimulate indolent ulcers.

The following vegetable substances, used as articles of diet, may be ranked also with antispasmodics :

I. THEA—TEA, the *dried leaves* of *Thea sinensis* (*Nat. Ord.* Ternstroemiaceæ), an evergreen shrub of China and Japan, whence the markets of the world are supplied. The most important constituents of tea are *essential oil* (upon which the flavour depends), *tannic acid*, an alkaloid termed *theina*, and *boheic acid*.

II. CAFFEA—COFFEE, the SEED of *Coffea Arabica* (*Nat. Ord.* Rubiaceæ), a small tree which is a native of southern Arabia and Abyssinia, and is cultivated in various tropical and semi-tropical countries. Coffee contains an alkaloid, *caffaina* ( $C_8H_{10}N_4O_2$ ), *methy-theobromine*, which is identical with *theina*, and two peculiar principles, one resembling tannin, termed *caffeo-tannic acid*, and the other termed *caffaic acid*. The volatile oil, upon which the flavour depends, is developed by roasting. Coffee may be used for the general indications of antispasmodics, and is, besides, especially efficacious in relieving the sopor produced by opium-poisoning. Both tea and coffee lessen the urea in the urine. Coffee is relaxing, while tea is astringent, since it contains tannin. Caffeina (gr.  $\frac{1}{4}$ –ij) produces decided cerebral effects, as excitement, wakefulness, and hallucination, and, when exhaustion sets in, sopor. It increases the number of the heart's beats, raises the arterial pressure, followed by feeble action and diminished blood pressure. In frogs the motor and probably the sensory nerves are not affected by it. Injected into dogs and cats, it produces tetanus (Aubert). Applied to a cut-out muscle it causes rigidity (coagulates the myosin) and abolishes the electrical contractility. Caffeina elevates and then lowers the animal temperature, and has decided diuretic powers (Gubler). Grains 8 to 12, in man, have caused decided cerebral effects, but no deaths have followed its use. Caffeina has been used as a cerebral stimulant in nervous headache (gr. j–ij), in cardiac dropsy (gr. v), and to antagonize

morphia narcotism. Caffeina citrate is the salt most in use. *Caffeina valerianate* is useful in hysterical vomiting, in the dose of 1 to 2 grains repeated.

III. THEOBROMA—CHOCOLATE (noticed more at length under the head of demulcents—see *Oil of Theobroma*)—contains a nitrogenous principle, *theobromia*, nearly identical in composition with caffeine ( $C_7H_8N_4O_2$ ).

IV. ERYTHROXYLON COCA—COCA OR CUCA (*Nat. Ord.* Erythroxylaceæ).—The leaves of this plant have long been used as a masticatory by the Indians in Peru for the purpose of enabling them to undergo fatigue, hunger, and thirst. An alkaloid termed *cocaiana* ( $C_{17}H_{21}NO_4$ ) has been found in cocoa, also *cocatannic acid*. The most interesting effects of coca in man are, cerebral stimulation, lessening of the feeling of fatigue, the ability to remain for a long time without food, increased cardiac action and elevation of temperature. Coca lessens the excretion of urea, and is eliminated by the kidneys. Large doses cause muscular weakness, drowsiness and tinnitus aurium (Ott). Coca has been but little used in medicine, though its use is indicated in diseases requiring the checking of tissue waste, as phthisis. The fluid extract is the best preparation; dose, f̄ss–ij.

V. PAULLINIA—GUARANA.—This occurs in chocolate-colored cylinders, which are worked up from the fruit of *Paullina sorbilis* (*Nat. Ord.* Sapindaceæ), a plant of Brazil, where it is used to make a common and highly-esteemed beverage. It contains more *caffeina* than any other vegetable substance, and also a variety of tannic acid. It is recommended medicinally, as a tonic, astringent, and antispasmodic, and has been found especially useful in sick headache; dose, one or two drachms, or an alcoholic extract may be given in doses of ten or twenty grains. A tincture and fluid extract can be used.

VI. MATE.—Under this name the dried leaves of *Ilex Paraguaiensis*, a shrub of Paraguay, are extensively used in preparing a beverage throughout that region of country. *Paraguay tea*, as it is termed, has a balsamic odour and bitter taste, and contains a principle identical with *caffeina* and *theina*, and also *tannic acid*.

## MOSCHUS—MUSK.

Class, Mammalia ; Order, Ruminantia.

Musk is a peculiar CONCRETE SECRETION obtained from *Moschus moschiferus*, the Musk Deer, an animal rather larger than the goat, and resembling the deer in its characters, which inhabits the mountainous portions of central Asia. The musk bag is found only in the male, and lies between the umbilicus and prepuce. It is an oval pod, about two and a half inches long and one and a half broad, flat on one side and convex and hairy on the other, and in a full-grown animal contains from 5jss to ʒvj of a liquid secretion, which, when dried, is musk. Two kinds are known in commerce, the China and the Russia musk, the former of which is much the stronger.

Musk occurs in grains or lumps concreted together, of a reddish-brown colour, and has usually some hairs of the pod mixed with it. It has a powerful, diffusive, aromatic odour and a bitterish taste. It is inflammable, leaving a light spongy charcoal. On analysis, it yields *ammonia*, *fat*, *cholesterin*, *gelatinous* and *albuminous principles*, but the odorous principle has not been isolated. It is partially soluble in water and alcohol, and completely so in ether.

Owing to its high price, musk is greatly sophisticated. Sometimes artificial pods are met with, which may be distinguished from the genuine by the absence of the remains of the penis, and of an aperture in the middle of the hairy coat. The musk itself is more frequently adulterated by mixture with dried blood and a variety of substances. Indeed, little if any genuine musk is found in the shops.

*Effects and Uses.*—Musk is a powerful excitant and antispasmodic, without much effect on the cerebral functions. If a pure article could be obtained, it would have no superior as a direct antispasmodic in the treatment of essential nervous disorders—*hysteria*, *epilepsy*, *chorea* and *hiccough*—and as a combined excitant and antispasmodic in the latter stages of *typhus*, and in *typhoid pneumonia*. But it is now little prescribed, owing to the difficulty of procuring it good.

*Administration.*—It may be given in the form of bolus or emulsion. Dose, gr. x, to be repeated every two or three hours. A *tincture* is officinal; dose, fʒi.

An article termed ARTIFICIAL MUSK is made by the addition of one part of rectified oil of amber to three parts of nitric acid. It resembles musk both in sensible and medicinal properties, and it has been prescribed in its stead, in the same dose.

#### OLEUM SUCCINI—OIL OF AMBER.

Amber, Succinum, derived from an extinct coniferous tree, *Pinitis succinifer*, is a fossil resin found in various parts of the world, and comes to this country from the shores of the Baltic. It is a hard, brittle substance, usually translucent, and of a pale golden-yellow colour, insipid and inodorous except when heated. By distillation it yields an *oil*, OIL OF AMBER (*oleum succini*), which, when rectified, is employed medicinally. The oil is nearly colourless at first, but gradually becomes brown, has a strong, peculiar odour and a pungent, acrid taste. It is soluble in alcohol. An acid called *succinic* is also obtained from amber.

*Effects and Uses.*—Topically, it is an active rubefacient. Oil of amber is excitant and antispasmodic, and has been used in hysteria, epilepsy, tetanus, pertussis, hiccough, and amenorrhœa. It is chiefly employed as an external application, and is a good remedy in pertussis and convulsions of children. Dose of the oil, gtt. v to gtt. xv, given in emulsion. For external use it may be mixed with three or four parts of olive oil and brandy, with one part of laudanum added.

#### OLEUM ÆTHEREUM—ETHEREAL OIL.

This substance, known also as *oil of wine*, is a result of the distillation of alcohol with a large excess of sulphuric acid; it is afterwards mixed with an equal volume of stronger ether. It is a transparent, nearly colourless, volatile liquid, of a

peculiar aromatic, ethereal odour and sharp, bitter taste, sparingly soluble in water, but readily dissolved by alcohol or ether. Sp. gr. 0.91. It has antispasmodic properties, but is used in medicine only as an ingredient of the compound spirit of ether.

SPIRITUS ÆTHERIS COMPOSITUS—COMPOUND  
SPIRIT OF ETHER.

This preparation, known as *Hoffman's Anodyne*, is a solution of ethereal oil (f5vj) in ether (Oss) and alcohol (Oj). It is a colourless, volatile, inflammable liquid, having an aromatic, ethereal odour and a burning, slightly sweetish, taste. It becomes milky on being mixed with water, owing to the precipitation of the ethereal oil.

*Effects and Uses.*—Hoffman's Anodyne has the antispasmodic and stimulant effects of ether, and derives additional tranquilizing and anodyne properties from the ethereal oil present; it is also an efficient carminative. It is much used in hysteria, and is often added to laudanum to prevent the nausea which the latter sometimes excites. Dose, f3j. to f3ij, in sweetened water.

ORDER IV.—TONICS.

Tonics, called also corroborants, are medicines which produce a gradual and permanent increase of nervous vigour. It is only, however, in certain conditions of disease that they manifest this invigorating influence; as, in state of health, they often act as irritants or even nauseants. Their local effects are similar to their general effects. They exalt the nervous functions of the parts to which they are applied, and increase their firmness and density. When taken into the stomach they produce a twofold corroborant effect, improving the digestive powers by their local action, and strengthening the system generally by their cerebro-spinal influence.

Tonics differ from stimulants only in the more permanent

character of their effects. The more powerful tonics are closely allied to the narcotics in their action, producing, in overdoses, giddiness, loss of sight and of hearing, convulsions, delirium, and even death. And this analogy is further illustrated by the curative power of tonics in the relief of painful and spasmodic diseases, as neuralgia, rheumatism, chorea, and epilepsy.

The articles of this class may be divided into *vegetable* and *mineral* tonics. The vegetable tonics are characterized by *bitterness*; and it is said that they owe their bitterness and medicinal activity to a principle which has been termed bitter extractive. It is doubtful, however, whether any such proximate principle has really been obtained. The mineral tonics unite astringent with tonic properties; and the preparations of iron produce a further corroborant effect by increasing the red colouring matter of the blood.

The therapeutic application of tonics comprises a diversified range of diseases. They are employed as stomachics in dyspepsia, and as general corroborants in convalescence from acute diseases, in chronic affections accompanied by marasmus and cachexia, in exhaustion and debility, in typhus and gangrene, and in typhoid conditions of the system generally. But their most striking and valuable powers are shown in their febrifuge influence upon miasmatic diseases. The *modus operandi* here is obscure, but the curative agency is undoubtedly due to a powerful impression upon the central organs of the nervous system. The antineuralgic and antispasmodic properties of tonics have already been alluded to. They also enjoy considerable reputation in the treatment of chronic bowel-complaints, where they act by restoring tone to the debilitated intestinal tube; and, on the other hand, they are often useful as laxatives in torpid conditions of the alimentary canal.

#### VEGETABLE TONICS.

The vegetable tonics may be arranged into three sections, viz.: 1. The pure bitters. 2. The aromatic bitters, which

contain a stimulant volatile oil, and are aromatic as well as tonic. 3. The astringent bitters, which contain tannic and gallic acids, and are both astringent and tonic; this group contains cinchona, the most powerful and important of the vegetable tonics. The bitter principle is also found in many medicines belonging to other classes, as rhubarb, aloes, taraxacum, etc., and gives them tonic properties.

## SIMPLE BITTERS.

## QUASSIA.

Quassia is the WOOD of *Simaruba excelsa* (*Nat. Ord.* Simarubaceæ), a lofty tree of Jamaica and other West India islands. It is imported from the West Indies in billets of various sizes, which are found in the shops in the form of chips or raspings. It has no odour, but an intensely permanently bitter taste. Water and alcohol extract its virtues, which depend on a neutral principle termed *quassin* ( $C_{10}H_{12}O_3$ ).

The article originally known as quassia was the root and wood of *Quassia amara*, a shrub of Surinam, but this does not now reach our markets. It is thought to have possessed much more decided tonic properties than the drug now found in commerce.

*Effects and Uses.*—Quassia is a mild tonic, free from irritant or astringent effects, and is employed principally in dyspepsia, want of appetite, and other stomachic affections. It is much used to give additional bitterness to malt liquors. Dose, in *powder*, ℥j to ℥j, three or four times a day; but the best form of administration is that of *infusion* (℥ij in water Oj), in doses of f℥jss to f℥ij; the infusion is a good remedy for ascariides, given by injection. An *extract* (aqueous) is given in the dose of gr. v, but it is principally used as an excipient for the administration of the mineral tonics. A *fluid extract* is also officinal. Of the *tincture* (℥ij to diluted alcohol Oij) the dose is f℥j to f℥ij.

## COPTIS—GOLDTHREAD.

*Coptis trifolia*, or Goldthread (*Nat. Ord.* Ranunculaceæ), is a small evergreen, herbaceous plant, resembling the strawberry-vine, with perennial creeping roots, slender stems, round ternate leaves, and a single small white flower. It belongs to the northern regions of America and Asia, and abounds in swampy places in Canada and New England. The parts used are the

Fig. 10.



ROOTS, which should be gathered in autumn and carefully dried. They are of a bright-golden colour, and give the name by which the plant is commonly known. They contain the alkaloids *berberina* and *coptina*, but no tannin. The roots of a variety of *coptis*, derived from Assam, in Asia, *Coptis teeta*, have been introduced into Europe; they possess analogous properties to those of *C. trifolia*.

*Effects and Uses.*—Goldthread is a pure and powerful bitter, similar in its effects to quassia, but much more palatable, and

is a very good stomachic tonic. It is also employed in New England as a topical application in aphthous and other ulcerations of the mouth. It is usually given in the form of *tincture* (℥j to diluted alcohol Oj), in the dose of f℥j, and of *infusion* (℥ss to water Oj). *Coptis* is not, however, officinal.

## GENTIANA—GENTIAN.

Gentian is the ROOT of *Gentiana lutea* or Yellow Gentian (*Nat. Ord.* Gentianaceæ), a perennial plant of the mountainous parts of central and southern Europe, growing to the height of two or three feet, with broad, ovate, opposite leaves and handsome whorled yellow flowers. It is imported in cylindrical, branched, twisted pieces, of various sizes, marked by transverse annular wrinkles and longitudinal furrows. Its odour in the fresh state is peculiar and disagreeable, but, when dried, feeble; its taste is slightly sweetish and intensely bitter. Water and alcohol extract its virtues. It contains a *fixed oil*, an acid (*gentisin* or *gentisic acid*,  $C_{14}H_{10}O_5$ ), pectin, grape sugar, and a bitter principle termed *gentiopicrin* ( $C_{20}H_{30}O_{12}$ ), a glucoside, which is soluble in water and alcohol. Other species of gentian are employed as substitutes for the yellow gentian. The root contains no tannic matters (Maisch).

*Effects and Uses.*—Gentian is a pure bitter, without either astringency or much aroma. In full doses it is more disposed to relax the bowels than the other simple bitters; and, like others of the vegetable tonics, in excessive doses it is capable of producing narcotic effects. It is an admirable stomachic in dyspepsia and gastric disorders, and is also used in the various forms of constitutional debility.

*Administration.*—In the form of *powder*, the dose is gr. x to ℥ss. *Compound tincture* (*tinctura Gentianæ composita*, gentian, ℥ij, bitter orange-peel, ℥j, cardamom, ℥ss, to diluted alcohol Oij), in the dose of f℥j to f℥ij; *extract (aqueous)*, in the dose of gr. x to ℥ss; and *fluid extract*, in the dose of f℥ss-j.

## FRASERA—AMERICAN COLUMBO.

The ROOT of *Frasera walteri* (*Nat. Ord. Gentianaceæ*), an elegant plant of our southern and western States, may be used as a substitute for gentian and columbo. It contains the same active constituents as gentian, viz., *gentiopicrin* and *gentisic acid*. Dose,  $\bar{5}$ ss– $\bar{5}$ j; or an *infusion* ( $\bar{3}$ j to boiling water Oj) may be given. It is not officinal.

## SABBATIA.

*Sabbatia angularis*, American Centaury, or Centaury (*Nat. Ord. Gentianaceæ*), is a very common annual indigenous plant,

Fig. 11.



with an erect stem one to two feet high, opposite ovate leaves, and numerous terminal flowers of a rich rose-colour, nearly

white in the centre. The HERB should be gathered while in flower. It is not officinal. It has a very bitter taste, and yields its virtues to both water and alcohol. It contains a bitter principle, and *erythrocentaurin* ( $C_{27}H_{24}O_8$ ).

*Effects and Uses.*—Centaury is a pure bitter, with no astringency and very little aroma. It is an excellent stomachic, and may be used also as a general corroborant. It is said to act as an emmenagogue when given in warm infusion, and, like the bitters generally, has had anthelmintic properties ascribed to it. The best form of exhibiting it is *infusion* (℥j to boiling water Oj), of which the dose is a wineglassful when cool; of the *powder* ℥ss to ℥j may be given.

#### CALUMBA—COLUMBO.

Columbo is now generally ascribed by botanists to two species of plants known as *Jateorrhiza palmata* and *Jateorrhiza Calumba* (*Nat. Ord.* Menispermaceæ), designated by some writers still under the old name of *cocculus palmatus*, climbing plants of Mozambique, on the southeastern coast of Africa. The ROOT is the officinal portion, and is known in Africa under the name of *Calumb*. It consists of fleshy tubers, with numerous offsets, which are the portions used, the main root being too fibrous. They are found in the shops in round pieces about a quarter of an inch thick, externally of a brown, wrinkled appearance, and internally yellow. The odour is slightly aromatic, and the taste very bitter. Owing to the starch which is found in columbo, it is liable to be worm-eaten. It contains, besides a large proportion of starch, two bitter principles, *colombin* ( $C_{42}H_{44}O_{14}$ ) and *berberina* ( $C_{20}H_{17}NO_4$ ), *columbic acid* ( $C_{22}H_{24}O_7$ ), but no tannin. Water and alcohol take up its virtues; and, from its liability to attract moisture from the air, it should not be kept in the form of powder.

*Effects and Uses.*—Columbo is a very agreeable demulcent tonic, particularly acceptable to the stomach, and hence well adapted to the convalescent stages of acute disorders of the bowels and of fevers. It is also a good preparation in the

sickness of pregnant women, and is one of the best of the stomachics in all cases where there is unusual delicacy of the stomach. In its native country it is much employed in the treatment of dysentery.

*Administration.*—The dose of the *powder* is gr. x to gr. xxx. It is best given in the form of *infusion* (℥ss to boiling water Oj, dose, f℥j to f℥ij), which should be used at once, as it is liable to spoil. Of the *tincture* (℥iv to diluted alcohol Oiiij), f℥j to f℥iv may be given. Of the *fluid extract* (a fluidounce of which contains a troyounce), the dose is f℥ss-i. Columbo is often combined with aromatics, iron, and alkalies, and is sometimes added to purgative mixtures.

*Berberina* ( $C_{20}H_{17}NO_4$ ), the alkaloid found in columbo, is widely diffused in the vegetable kingdom, and is obtained from numerous plants of the natural orders *Berberaceæ*, *Menispermaceæ*, and *Ranunculaceæ*, as barberry, yellow-root, hydrastis, goldthread, and others. It has been employed, in the form of muriate and sulphate, as a tonic and febrifuge, in doses of from one to ten grains.

#### CHIRATA.

The HERB and ROOT of *Agathotes chirata* (*Nat. Ord. Gentianaceæ*), an East Indian plant, have been introduced into European and American practice under the name of Chirata, where it now ranks among the best simple bitters. Chirata contains a peculiar bitter neutral substance (a glucoside), termed *chiratin* ( $C_{26}H_{48}O_{15}$ ), and *opelic acid* ( $C_{13}H_{20}O_{10}$ ), which is amorphous; in medicinal properties it resembles gentian, and may be used in the same way.

#### AROMATIC BITTERS.

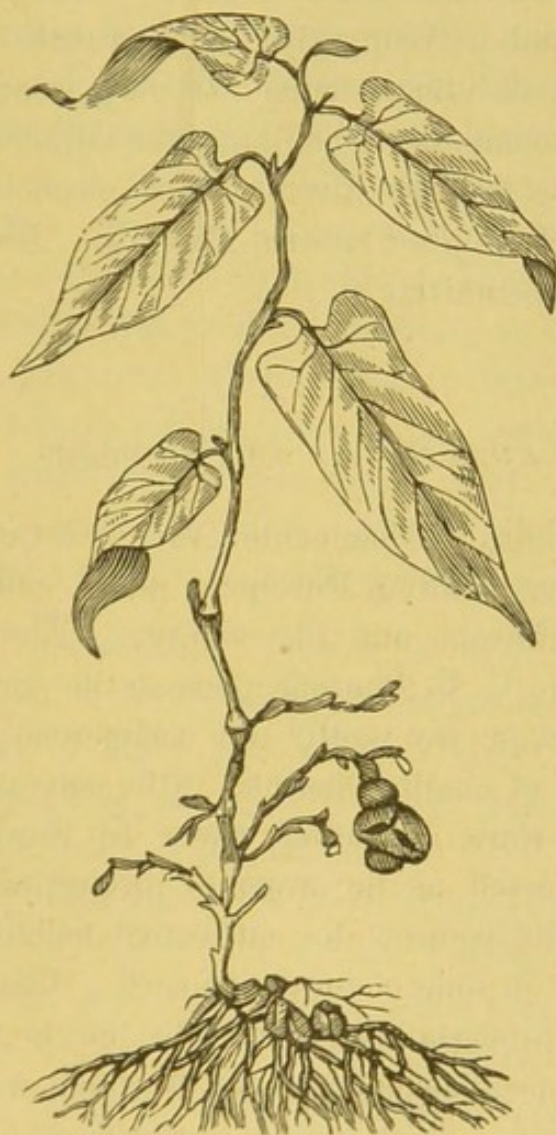
#### SERPENTARIA.

The ROOT of several species of *Aristolochia* are known under the name of Virginia Snakeroot. The most familiar is *A. ser-*

pentaria (*Nat. Ord.* Aristolochiaceæ), an herbaceous, indigenous plant, with a perennial root, composed of numerous slender fibres, arising from a knotty, brown head. *A. reticulata* is a variety found in the southwestern States.

Virginia snakeroot is found in the shops in tufts of long, slender, matted fibres attached to a knotty, rugged head.

Fig. 12.



They are brittle, and of a yellowish-brown colour. The odour is aromatic and agreeable; the taste somewhat pungent, bitter and aromatic. Water and alcohol extract its virtues, which depend on the presence of a *volatile oil*, a *bitter principle*, *resins*, and *tannin*. The roots of *A. reticulata* are very commonly substituted for those of *A. serpentaria*, from which they

differ only in the larger size of their fibres. They are quite equal to the latter, and are thought even to contain a larger proportion of volatile oil.

*Effects and Uses.*—Virginia snakeroot is a combined stimulant and tonic, with diuretic or diaphoretic properties, according to the mode of its administration. In full doses it irritates the alimentary canal, causing nausea, eructations, and colic. It is much used in the latter stages of fevers, and in other acute diseases, and is frequently combined with Peruvian bark in the treatment of intermittents. It may be administered in *infusion* (not officinal, ℥ss to boiling water Oj), dose fʒj to fʒij, repeated. Of the *tincture* (℥iv to diluted alcohol Oij) the dose is fʒj to fʒij; of the *fluid extract*, fʒss–fʒj. *Huxham's Tincture* contains serpentaria.

#### ANTHEMIS—CHAMOMILE.

*Anthemis nobilis*, or Chamomile (*Nat. Ord.* Compositæ), is a small herbaceous, trailing European plant, cultivated extensively in both Europe and this country. The FLOWERS are described by the U. S. Pharmacopœia as the portion used, but the ENTIRE HEADS are really the commercial article. The flowers consist of small spheroids, with convex yellow disks and numerous white, spreading rays. In Europe the single heads are preferred, as the aromatic properties reside in the disks; but in this country the cultivated double heads, which are not inferior in tonic virtues, are used. Chamomile flowers have a bitter, aromatic taste, probably due to *anthemis acid*, and a strong, peculiar odour, both of which are imparted to water and alcohol. They contain a *volatile oil*, *bitter principle*, a little tannic acid, oxesin, but no alkaloid has been obtained.

*Effects and Uses.*—Chamomile, in small doses, is a mild, agreeable, aromatic tonic, and, in large doses, acts as an emetic. The cold infusion is much employed as a stomachic, and the hot infusion is given to aid the operation of emetics. The flowers, boiled in water, form a good fomentation to in-

flamed parts. The usual form of administration is the *infusion* (℥ss to water Oj). Dose, as a stomachic, f℥ij, two or three times a day, cold; as an emetic, hot, ad libitum.

COTULA (*Mayweed*). *Anthemis* (or *Maruta*) *cotula*, Wild Chamomile, or Mayweed (*Nat. Ord. Compositæ*), an herbaceous plant, indigenous in Europe, but extensively naturalized in the United States, resembles chamomile very closely, both in botanical characters and in properties, and is used as a substitute for it in domestic practice. It contains *volatile oil*, *valerianic acid*, *tannin*, *anthenaidina* (?), and *anthemic acid* (?). It is not officinal.

MATRICARIA (*German Chamomile*). The FLOWERS of *Matricaria chamomilla* (*Nat. Ord. Compositæ*), an annual European plant, possess properties very similar to those of chamomile. They contain *volatile oil*, *bitter extractive*, *tannin*, and *malates*. They are not much employed in this country.

#### EUPATORIUM—THOROUGHWORT.

*Eupatorium perfoliatum*, Boneset, or Thoroughwort (*Nat. Ord. Compositæ*), is a very common indigenous plant, growing in wet grounds in every part of the United States. It has numerous herbaceous stems, with long, narrow leaves, perforated by the stems. The LEAVES and TOPS are the officinal portion. They have a faint odour, a strongly bitter taste, are soluble in water or alcohol, and contain a *bitter principle*, *eupatorin*, a *glucoside*, *gum*, *tannic acid*, and a trace of *volatile oil*. *E. teucrifolium*, *E. aromaticum*, and other native species, are almost identical in their properties with *E. perfoliatum*.

*Effects and Uses.*—Thoroughwort is a stimulant tonic, diaphoretic and expectorant, and in large doses proves emetic and laxative. It is a good stomachic in dyspepsia, and, from its combined corroborant, expectorant, and diaphoretic properties, is an excellent remedy in epidemic influenza, and in the latter stages of pneumonia and bronchitis. It is used also with good effect in rheumatism, and in intermittent, remittent, and typhoid

fevers, and tæniacide powers have been attributed to it. It should be given in *infusion* (ʒj to boiling water Oj), fʒij of

Fig. 13.



which may be taken cold, as a stomachic, three or four times a day, and in freer warm draughts as a diaphoretic.

The *fluid extract* is officinal; dose fʒi.

#### ABSINTHIUM — WORMWOOD.

The TOPS and LEAVES of *Artemisia Absinthium*, or Wormwood (*Nat. Ord.* Compositæ), a European plant, naturalized in New England, are ranked among the aromatic bitters, but are not now much employed. They may be given in *infusion* (ʒj to boiling water Oj—not officinal).

Wormwood contains an *essential oil* (chiefly absinthal), a bitter principle termed *absinthin* ( $C_{40}H_{58}O_9$ ), tannin, etc. The oil possesses powerful stimulant properties, in large doses pro-

ducing epileptiform convulsions, and in lethal quantities is capable of causing fatal results. A *liqueur* termed *absinthe*, containing the oil in question, is much used in France, with highly pernicious effects. It enters into the composition of *vinum aromaticum*.

## MAGNOLIA.

The BARKS of *Magnolia glauca*, *Magnolia acuminata*, and *Magnolia tripetala* (*Nat. Ord.* Magnoliaceæ), indigenous trees, remarkable for the beauty of their foliage and the size and fragrance of their flowers, are officinal, and rank with the aromatic bitters. The barks of the trunk, branches, and root, are alike officinal; but those of the last are the most active. They contain a *volatile oil*, *tannin*, resin, and a crystallizable bitter principle resembling *liriodendrin*. An extract of the fruit of *M. umbrella* yields *magnolin*. The aromatic property is impaired by drying, and is lost when the barks are long kept.

They are used as gentle stimulant tonics and diaphoretics, in the low stages of fever, rheumatism, etc. An *infusion* may be given, but the best solvent is diluted *alcohol*.

## LIRIODENDRON—TULIP-TREE BARK.

The BARK of *Liriodendron tulipifera*, the Tulip-tree or American Poplar (*Nat. Ord.* Magnoliaceæ), the well-known pride of the American forest, remarkable for its size, foliage, and beautiful tulip-shaped flowers, closely resembles those of *magnolia* in its medicinal properties, but is less aromatic and more stimulant. It contains a principle termed *liriodendrin* (in globules or needles), and *tannin*. It may be given in *powder*, in the dose of ℞j to ℥ij; and in *infusion*, *decoction*, and *tincture*. It is not officinal.

## ANGUSTURA.

Angustura BARK is derived from *Galipea officinalis* (*Nat. Ord.* Rutaceæ), a small tree of the district of the country bor-

dering on the Orinoco river, in South America. It occurs in pieces of various lengths and sizes; sometimes flat, sometimes slightly curved, but rarely entirely quilled. It has a disagreeable smell and a bitter, aromatic, somewhat pungent taste. It imparts its virtues to water and alcohol, and contains a *volatile oil* and a bitter principle termed *cusparin*, but tannin appears to be absent. An alkaloid, *angosturine*, is believed to have been isolated. The bark of *Strychnos nux vomica* has been sometimes mixed with *Angustura* bark, and is thence known as *false angustura bark*.

*Effects and Uses.*—*Angustura* bark is a stimulant tonic, and in large doses acts on the stomach and bowels. From its liability to adulteration with the bark of *Strychnos nux vomica*, it has fallen into disuse, and it has no superiority over *serpentaria* and others of the indigenous aromatic bitters. Dose, in *powder*, gr. x to ℥ss; of the *infusion* (℥ss to boiling water Oj), f℥ij, repeated. *Angustura* is not officinal.

#### CASCARILLA.

This is the BARK of *Croton eluteria* (*Nat. Ord.* Euphorbiaceæ), a small tree of the Bahamas and other West India islands. It occurs sometimes in the form of small thin fragments; sometimes in that of rolled pieces, one or two inches long, occasionally longer, and varying in size from that of a quill to that of the little finger. It has a warm, spicy, and bitter taste and an aromatic, agreeable odour, which is particularly fragrant when it is burned. It yields its properties to alcohol, and partially to water; and contains *volatile oil*, *resin*, a bitter crystalline principle called *cascarillin*, and some tannin.

*Effects and Uses.*—*Cascarilla* is a very pleasant aromatic bitter, causing neither vomiting nor purging, and hence agreeing very well with the stomach. It may be given in *powder*, in the dose of ℥j to ℥ss; but this is a less agreeable form than the *infusion* (℥i to boiling water Oj). Dose f℥ij.

## CANELLA.

This is the BARK of *Canella alba* (*Nat. Ord.* Canellaceæ), a large tree of the West Indies and South America. It comes in quilled pieces of a whitish-yellow colour, or in flat fragments which are thicker and darker. It has an aromatic odour and a warm, pungent, aromatic, and somewhat bitter taste. It imparts its virtues to alcohol, and partially to water; and contains *volatile oil* (contains engenic acid), *cannellin* (mannite), resin, a *bitter principle* (not isolated), gum, etc.

*Effects and Uses.*—An aromatic tonic, little employed except in combination. *Pulvis alöes et canellæ* (*powder of aloes and canella*), popularly known as *hiera picra*, consists of aloes *four parts*, canella, *one part*; dose, gr. x to ℥j. It is not officinal.

## ACHILLEA—YARROW.

*Achillea millefolium*, Milfoil, or Yarrow (*Nat. Ord.* Compositæ Senecionideæ), a perennial herb, possesses mild stimulant tonic properties, with some astringency. It contains a *volatile oil*, *achillein* ( $C_{20}H_{33}N_2O_{15}$ ), an amorphous alkaloid, *tannin*, and *aconitic acid*. The LEAVES and FLOWERING TOPS are the portion to be employed. Of the *infusion* (℥j to Oj) a wine-glassful or more may be given. The *volatile oil* has been used in the dose of 20 or 30 drops. *Achillea* is not officinal.

## ASTRINGENT BITTERS.

## CINCHONA.

The name *Cinchona* (derived from the Countess of Chinchon, wife of a viceroy of Peru) is applied to the BARK of different species of *Cinchona* (*Nat. Ord.* Rubiaceæ, Cinchoneæ), large trees which grow in the mountainous regions of the western portions of South America, from the nineteenth degree of south latitude to about the tenth degree of north latitude. Three principal varieties of *cinchona* are known in commerce:

CINCHONA FLAVA (*Yellow Bark*), called in commerce *Calisaya Bark*, derived from *Cinchona calisaya*; CINCHONA PALLIDA (*Pale Bark*), called in commerce *Loxa* and *Lima Bark*, derived from *Cinchona condaminea* and *Cinchona micrantha*; and CINCHONA RUBRA (*Red Bark*), derived from *Cinchona succirubra*. The Pharmacopœia now recognizes, however, as officinal the BARKS of all species of the genus *Cinchona*, which contain at least three per cent. of the proper cinchona alkaloids. The latest authorities distribute the *Cinchona* into five groups, the types of which are *C. officinalis*, *C. rugosa*, *C. micrantha*, *C. calisaya*, and *C. ovata*.

*Cinchona* is brought to the United States from the Pacific ports of South America. It is obtained by stripping the trunks and branches of the *Cinchona* trees during the dry season, and is dried by exposure to the sun, during which process the smaller pieces usually become quilled.

1. The *Yellow* or *Calisaya Bark* comes both in quilled and flat pieces. The former are from three or four inches to a foot and a half long, from a quarter of an inch to two or three inches in diameter, and of variable thickness. They have a brownish epidermis (with longitudinal wrinkles and transverse fissures), which possesses none of the virtues of the bark. The bark itself is one or two lines thick, compact, of a short, fibrous texture, and when broken presents shining points. The flat pieces, which are derived from the larger branches and trunk, are usually destitute of epidermis, are more roughly marked externally, and are of a browner hue than the quilled pieces. They are also less compact, less bitter, and of less medicinal virtue. The yellow bark is distinguished from the other barks by its much more bitter taste; its comparative freedom from astringency; its brownish-yellow, somewhat orange colour, which is still brighter in the powder; and by *containing a large proportion of quinia with very little cinchonina*.

2. The *Pale Bark* comes in cylindrical pieces of variable length, sometimes singly, sometimes doubly, quilled, from two lines to an inch in diameter, and from half a line to two or three lines in thickness—the best kinds being about the size of

a goose-quill. The exterior surface is rough, marked with fissures, and of a grayish colour, owing to adhering lichens. The interior surface is of a cinnamon colour, and, in the finer sorts, smooth. The colour of the powder is a pale fawn. The taste is moderately bitter and somewhat astringent; the odour feeble, but rather aromatic in the powder and decoction. The pale barks, of which there are two varieties, Loxa Bark and Huanuco or Lima Bark, *contain a much larger proportion of cinchonia than of quinia*; and, from their yielding little quinia, have fallen into disuse in the United States.

3. The *Red Bark* usually comes in large, thick, flat pieces; sometimes also in quills from half an inch to two inches in diameter. They are covered with a reddish-brown, rugged epidermis, beneath which is a dark-red, brittle, and compact layer, the interior parts being woody and fibrous and of a lively brownish-red colour. The taste of red bark is bitter and astringent; its odour not different from that of the other barks; its powder is reddish. It *contains considerable quantities both of quinia and cinchonia*.

Under the name of CARTAGENA BARKS, several common varieties of cinchona were long brought to this country from the northern Atlantic ports of South America. They were of inferior quality, and were therefore not recognized by the Pharmacopœias; but, since the reduced supply and consequent high price of the calisaya bark, large quantities of very good bark have been imported from New Granada, and are now used in the manufacture of quinia, under the name of Colombian barks.

Within a few years, the cultivation of several varieties of cinchona trees has been successfully introduced into southern India and the islands of Ceylon and Java, and also into Jamaica, and the markets are now supplied with barks of very good quality from these sources.

*Chemical Constituents.*—The most important constituents of cinchona are two alkaloid principles, termed *quinia* and *cinchonia*, which exist chiefly in combination with an acid called *kinic*. These alkaloids are found in different proportions in

the different barks, quinia being obtained from the *yellow* bark most abundantly, cinchonia from the *pale* bark, and the two principles in about equal proportion from the *red* bark. Two other valuable alkaloids, *quinidia* and *cinchonidia*, are found (also as *kinates*) most abundantly in the *pale* and *Cartagena* barks, but to a certain extent in all. By heat, the crystallizable alkaloids are converted into amorphous modifications, as quinia into quinic acid and cinchonia into cinchoninic acid; and recently other alkaloids, aricina, paricina, quinamia, and paytia, have been discovered in cinchona. Other principles found are *cincho-tannic acid*, colouring matter, *kinovic acid*, starch, fatty matter, and a trace of volatile oil. Gum is found in the pale bark, but not in the yellow or red bark.

*Quinia* is obtained by heating the sulphate with an alkaline solution. QUINIAE SULPHAS (*Sulphate of Quinia*) is prepared in the following manner: Powdered yellow bark is boiled in water acidulated with muriatic acid, by which the alkaloid is separated from its combination with kinic and other acids, to form a soluble muriate. By the addition of lime, this salt is decomposed, and quinia precipitated. The precipitate is washed with distilled water, and is separated from insoluble impurities by digestion in boiling alcohol, which is afterwards distilled off. To the residual brown viscid mass, mixed with distilled water and heated to the boiling point, sulphuric acid is added, in quantity sufficient to dissolve the quinia. The liquor is then boiled with animal charcoal, filtered, and set aside to crystallize. The alkaloid quinia may be obtained in the form of fine crystalline needles of a silky lustre, but usually occurs as a loose white powder; it is inodorous, very bitter, soluble in 2000 parts of cold water and in 760 parts of boiling water, in little more than its weight of absolute alcohol, in about two parts of chloroform, and in 22.6 parts of ether, and also in the fixed and volatile oils. It unites with acids to form salts, the most important of which is the officinal salt, the sulphate. Its composition is  $C_{20}H_{24}N_2O_2$ . Quinia and its salts may be distinguished from all other vegetable alkalies and their salts (excepting *quinidia* and *quinicia*) by forming an emerald-green

precipitate when treated first with fresh chlorine-water and then with ammonia (Thalleioquin). *Herapath's* test is by adding to quinia sulphate (gr. v) diluted acetic acid (fʒi) with alcohol (fʒss) and tincture of iodine (8 drops), heating gently over a spirit lamp till it forms a clear light-brown solution, when, as the liquor cools, right-angled, quadrate, rhombic crystals are deposited, which by reflected light appear of a copper-green colour, resembling the elytra of Spanish flies. This precipitate, which is quinia iodosulphate ( $C_{20}H_{24}N_2O_2SO_4H_2I_2$ ), is termed *Herapathite*. *Cinchonia* is a white crystalline substance, less bitter than quinia, almost insoluble in cold water, very soluble in boiling alcohol, and slightly soluble in ether and the fixed and volatile oils. Its composition is  $C_{20}H_{24}N_2O$ . It is distinguishable from quinia by striking a white precipitate when chlorine-water and afterwards ammonia are added; with potassium ferrocyanide, a yellowish-white precipitate ensues. *Cinchonia* being insoluble in ether, while quinia is soluble in that menstruum, the latter may by this means be readily separated from the former alkaloid. The medicinal properties of quinia and cinchonia are analogous, and cinchonia sulphate is now officinal. *Quinidia* is isomeric with quinia, but more crystallizable and less soluble in ether; its salts strike a white precipitate with solution of potassium iodide. *Cinchonidia* is isomeric with cinchonia. It is usually found mixed with quinidia, the mixture being known as *commercial quinidia*. The commercial quinidia sulphate (which is more soluble in water and alcohol than quinia sulphate) may be used as a substitute for the latter salt.

*Incompatibles*.—The alkalies and alkaline earths precipitate the alkaline principles of cinchona; tannic acid, and the tincture and compound solution of iodine, form with them insoluble compounds; the ferric salts precipitate cincho-tannic acid; solution of potassium arsenite is also incompatible with infusions and decoctions of cinchona.

*Physiological Effects*.—Locally, cinchona and its alkaloids act as irritants, and have, besides, a marked antiseptic effect, arresting putrefaction and fermentation by a destructive influ-

ence upon fungi and infusoria. As the physiological action of cinchona depends on its contained alkaloids (chiefly quinia), the following account relates to the latter. Nervous system: quinia in medicinal doses stimulates the cerebral functions and increases the mental activity. Full doses (gr. xv–xx) induce a hyperæmic condition of the brain, the first indications of which are upon the special senses, especially that of hearing, which undergoes subjective noises, as ringing and roaring in the ears (*tinnitus aurium*), with partial deafness, the latter rarely permanent; amblyopia is an accompaniment, though less common. Doses of this size, continued, may produce a sense of fullness of the head, frontal headache and vertigo. Very large doses augment the above symptoms, accompanied by a slow weak pulse, dilatation of the pupils, convulsions, and stupor; death in rare cases has followed quinia-poisoning, though immense doses of it have been taken with impunity. Quinia given to frogs reduces, and finally abolishes, the reflex excitability of the spinal cord. Its effect in this respect, on man, is as yet *sub judice*. Quinia in doses of gr. x–xx has the power, during labour, to cause uterine contractions. Circulation: in small doses quinia slightly accelerates the action of the heart; while large amounts (gr. xl–lx) decidedly retard its beats and force. This slowing occurs after section of the vagi indicating a direct influence on its motor ganglia; applied in solution to the cut-out heart it quickly stops its movements. The cinchona alkaloids are readily dissolved from the bark by contact with the gastric juice, and being diffusible and crystalline, quickly osmose into the blood; if, however, they pass into the small intestine from any cause, contact there with the alkaline fluids of that tube will precipitate them, and they will be discharged with the fæces. Upon the blood, quinia has several marked actions, as follows: it diminishes the number of white corpuscles, and retards their amœboid movements; it hinders the carrying of oxygen to the tissues, and increases the proportion of red to white corpuscles (Cutler and Bradford). The absorption of quinia by the blood is aided by the carbon dioxide gas of that fluid. The production of acid in freshly drawn blood is dimin-

ished by the addition of quinia solution (Binz). Temperature: in small doses in health no influence upon the animal heat has been noted; but in large amounts a moderate fall takes place (about  $\frac{1}{2}^{\circ}$  F.). No complete explanation has as yet been given of this action, but it seems to be due to an interference with the oxidation processes in every part of the body. Secretions: cinchona produces upon the stomach a stimulant effect to the appetite and digestion, and, from the tannic acid which it contains, a slightly astringent effect not belonging to the salts of its alkaloids. If given too long, or if the stomach and bowels are in an irritable condition, it is apt soon to produce nausea, vomiting and even diarrhoea. Occasionally quinia causes a cutaneous eruption, as erythema, herpes, etc. A rare effect is renal and cystic irritation. Quinia, it is said, causes contraction of the spleen (Piorry); this, however, has been denied. Large doses of quinia (gr. xxv–xl) decidedly diminish the amount of urea and uric acid in the urine, also the phosphoric acid. Elimination: quinia for the most part is eliminated by the kidneys, and it has been found in the urine twenty minutes after the injection of a large dose. According to Thau from  $\frac{1}{2}$  to  $\frac{1}{3}$  escapes in the first six hours. It is discharged partly as quinia and partly as isomeric modifications (quinicia).

*Medicinal Uses.*—The most important therapeutic employment of cinchona is as a febrifuge in the treatment of fevers of a miasmatic origin. Its efficacy in these diseases was first made known to the world by the Jesuit missionaries in Peru, from whom it was called *Jesuit's powder*. The type of miasmatic fever in which the powers of bark are most strikingly displayed is *intermittent*, the non-pernicious and uncomplicated forms of which it rarely if ever fails to control. It may be given in these cases from the very onset of the attack; and if, owing to gastric irritability, it is rejected by the stomach, it should be introduced by the rectum. In *remittent fevers*, cinchona is scarcely less useful than in *intermittents*; and most physicians who practice in miasmatic districts now concur in recommending its early exhibition in these fevers, without waiting for a remission. In the *pernicious* or *congestive* forms of inter-

mittent and remittent fevers, the early administration of large doses of cinchona or the salts of quinia or cinchonina, in combination with stimulants, is imperatively demanded; and the hypodermic injection of quinia sulphate may here be necessary. As a prophylactic against miasmatic fever, the use of the preparations of cinchona is very efficacious. We are still far from an explanation as to the exciting cause of miasmatic fevers or the specific action of quinia against them, nor have the recent experiments of Klebs and Tommasi-Crudeli with the *lacillus malarie* contributed anything to our knowledge, since they have not been confirmed by those of Dr. Sternberg. In erysipelas, the author has found quinia sulphate scarcely if at all less efficient than in miasmatic fevers, and he believes it to be the most available remedy in puerperal fever. In typhus fever, the quinia salts, in full doses, are generally resorted to, in conjunction with the bromides, opium, and alcohol. In yellow fever, the declining stages of typhoid fever, the malignant exanthemata, gangrene, carbuncle, extensive suppurations, pyæmia, the typhoid forms of diseases generally, the hectic of phthisis, acute rheumatism, diarrhœa, dysentery, and cholera, and various disorders of the nervous system, as neuralgia, tetanus, and chorea, cinchona and its preparations are constantly employed; and, as they have been found to lessen the amount of uric acid and urea in the urine, they have been prescribed also in gout. By its contracting action on the gravid uterus, quinia sulphate exerts an influence in promoting normal labour, and will often prove useful in counteracting inertia of the uterus in parturition. A full dose of quinia will often abort an impending paroxysm of asthma. In surgical shock, as after grave operations, the administration of quinia is of the greatest utility. The power which the quinia salts possess of lowering fever temperature renders their use extremely valuable in conditions of pyrexia. In such states quinia is best given in a single large dose (ʒss to ʒi), and since the elimination of the major portion of it takes place in the first six hours, it may be necessary to repeat this dose at the expiration of that time, if it is desirable to sustain its antipyretic effect. In Germany,

the treatment of typhoid fever with large doses of quinia, gr. xx to xl, given in the evening, is in vogue. Cinchona is also much used as a stomachic and general tonic, but, where gastric susceptibility exists, as in convalescence from acute diseases, some of the simple bitters are preferable. *Topically*, cinchona is employed as an astringent and antiseptic.

*Administration.*—The use of cinchona in *powder*, since the discovery and introduction of quinia sulphate, has been very much abandoned, owing to its bulk and disagreeable taste. When exhibited in this form, ℥ss to ℥i is the dose as a *febrifuge*, given usually in divided amounts; as a tonic, ℥i. The following officinal preparations are employed: *infusion* (℥i of yellow or red bark to water Oj, to which aromatic sulphuric acid f℥j may be added), dose, f℥ij, repeated; *extract* (of yellow bark), dose, gr. x to gr. xxx, equivalent to ℥j of bark; *fluid extract* (yellow), dose, f℥i, equal to ℥j of bark; *tincture* (℥vi of yellow bark to a mixture of three measures of alcohol with one of water, Oij), dose, f℥j to f℥iv; *compound tincture*, or *Huxham's tincture* (containing red bark ℥iv, bitter orange-peel ℥iij, serpentaria gr. 360, in a mixture of three measures of alcohol with one of water, Oijss), dose, f℥j to f℥iv. In prescribing bark, opium or port wine is often given with it, when it acts on the bowels. It is also occasionally combined with serpentaria. And, when the stomach will not retain it, it has been used externally in the form of *cataplasmata*, *pediluvia*, *bark jackets*, etc., though in such cases it may be administered by the rectum, and the endermic or even the hypodermic exhibition of the sulphate of quinia may be resorted to.

QUINIA SULPHAS (*Sulphate of Quinia*). This salt is prepared by the process described at p. 136. It occurs in fine, silky, rather flexible needle-shaped crystals (interlaced among one another, or grouped in small star-like tufts), which are odourless, very bitter, and slightly efflorescent. It is soluble in 755 parts of cold and 30 parts of boiling water, readily soluble in alcohol, but insoluble in ether. Quinia is a tertiary base, and forms, with sulphuric acid, a *basic*, *normal*, and *acid sulphate*. *Basic quinia sulphate*  $2(C_{20}H_{24}N_2O_2)SO_4H_2 + 8 aq.$

is the salt in common use. By the addition of dilute sulphuric acid to the basic salt *normal quinia sulphate* ( $C_{20}H_{24}N_4O_2 \cdot SO_4H_2 + 7 \text{ aq.}$ ) is obtained in four-sided prisms, which are soluble in 11 parts of cold water. *Acid quinia sulphate* ( $C_{20}H_{24}N_2O_2 \cdot 2SO_4H_2 + 7 \text{ aq.}$ ) occurs as white prisms, freely soluble in water. Solutions of quinia and its salts possess the property of fluorescence and left rotatory power on polarized light. Quinia sulphate is decomposed by the alkalies and their carbonates, the alkaline earths, astringent infusions, the soluble salts of lead, acetates and tartrates generally, potassium iodide, and the compound solution of iodine. Various substances are mixed as adulterations with quinia sulphate. They may be detected by adverting to their relative solubility in different menstrua, as compared with the sulphate, or by chemical tests. Thus, gum and starch are left behind by alcohol; salicin becomes red on contact with sulphuric acid, etc.

*Effects and Uses.*—The effects of sulphate of quinia on the system are the same as those of cinchona, and, from its being less apt to disagree with the stomach, it has to a great extent superseded the use of the latter. See p. 137.

*Administration.*—The ordinary dose of the sulphate of quinia, as a febrifuge, is gr. xvi, equal to about  $\mathfrak{5j}$  of bark, but as much as twenty grains, and even more, are often required; as a general tonic, gr. j to gr. vj. It may be given dissolved in some aromatic water, by the aid of aromatic sulphuric acid, also as an enema, or hypodermically. (Glycerin is a good excipient for pills of quinia sulphate.)

QUINIAE BISULPHAS (*Quinia Bisulphate*), the normal quinia sulphate, is now officinal, and is preferred on account of its greater solubility. It may be given in the same doses as the ordinary sulphate.

Many other salts of quinia than the sulphate have been introduced into practice, but few possess any advantage over these officinal salts.

QUINIAE VALERIANAS (*Quinia Valerianate*) is obtained by dissolving freshly precipitated quinia in diluted valerianic acid.

It occurs in transparent or white rhomboidal tables, of the peculiar repulsive odour of valerianic acid, and an acrid, bitter taste. Soluble in alcohol and ether, and partially soluble in water. It fulfils the indications of quinia and valerianic acid, and is therefore especially useful in nervous disorders. Dose, r. j to xx. *Quinia hydrobromate* is officinal, and being soluble in five times its weight of water, is recommended also for hypodermic use (Gubler). *Quinia hydrochlorate* is also officinal.

*Quinia sulphovinate*, from its ready solubility, dissolving in twice its weight of water, is well adapted to hypodermic injection.

*Quinia carbolate*, *citrate*, *phosphate*, *salicylate* and *sulphocarbolate* have all been used of late.

*Crude quinia* is the impure quinia obtained from the manufacturer before separation from the insoluble impurities. It is a soft solid of resinous aspect, nearly free from bitterness, and may be given to children in the same doses as the sulphate.

CHINOIDINUM (*Chinoidin*, *quinoidin*) is a substance obtained by precipitation, with an alkaline carbonate, from the mother-liquid left after the preparation of quinia sulphate. When moderately heated, it appears as a resinous mass, of a yellowish-white or brownish colour, which, according to Liebig, bears the same relation to ordinary quinia that uncrystallizable sugar bears to the crystallizable. The quinia in this preparation is thought to be converted, by the action of heat, into an isomeric alkaloid termed *quinicia*; and by the same action cinchonia is converted into an isomeric alkaloid termed *cinchonicia*. It is considered equally efficacious with quinia, but requires doses rather larger than quinia sulphate, than which it is much more economical.

CINCHONIÆ SULPHAS (*Cinchonia Sulphate*) is made from the mother-water remaining after the crystallization of quinia sulphate. Being the most soluble of the sulphates of the four alkaloids found in bark, it remains in solution after the quinia sulphate and the mixed cinchonidia and quinidia sulphate have

crystallized out. From the mother-water it is precipitated by solution of soda, then washed with alcohol, next reconverted into a sulphate, and boiled with animal charcoal to decolorize it. It occurs in short, oblique, shining prisms with dihedral summits, of a very bitter taste, more soluble in water (54 parts) than quinia sulphate, readily soluble by alcohol, and sparingly so by ether. It rotates polarized light to the right. By the addition of sulphuric acid it is converted into the more soluble neutral sulphate. It is now admitted to have the same remedial properties as quinia sulphate, but requires about one-third larger doses. *Quinidia sulphate* and *cinchonidia sulphate* are now officinal.

#### EUCALYPTUS GLOBULUS.

The LEAVES of *Eucalyptus globulus* (*Nat. Ord.* Myrtaceæ), a lofty tree of Australia, commonly known as the Blue Gum-Tree, have within the last few years come into notice as a febrifuge tonic. The fresh leaves are more active than the dried, and they owe their activity to a *volatile oil*, having the odour of oil of peppermint, which contains *cymol* ( $C_{10}H_{14}$ ) and two terpenes, one,  $C_{10}H_{16}$  (unnamed), and *eucalyptol* ( $C_{10}H_{16}O$ ); from eucalyptus are also obtained tannin, resin (crystallizable), and cerylic alcohol.

*Physiological Action.*—The oil possesses a decided destructive action upon infusoria, and locally is an irritant. Nervous system: large doses of the oil in animals produce muscular weakness, loss of reflex irritability, and finally death from centric paralysis (cord and medulla). These effects are preceded by a period of excitement. In small doses in man it causes mental activity and a feeling of well being. The circulation and respiration are both accelerated under eucalyptus. Secretions: the injection of the drug excites the salivary secretion, promotes the appetite, causes diaphoresis, and induces soft stools. It decidedly increases the elimination of urea (Gimbert). It is eliminated by the bronchial mucous membrane, kidneys and skin.

Eucalyptus has been given with contradictory results in miasmatic fevers, in doses of from 60 grains to half an ounce of the dried leaves, or less of the fresh; the *fluid extract* is officinal, dose f5j, in some aromatic water. *Eucalyptol* (*oleum eucalypti*) has proved efficient in bronchitis and whooping-cough; dose, gtt. v to x, in capsules or emulsion. Eucalyptus may be used as a tonic in gastric catarrh and dyspepsia, and its employment in vesical catarrh is recommended. The growth of plantations of eucalyptus in miasmatic districts has been found to diminish the spread of malaria.

## CORNUS—DOGWOOD.

Fig. 14.



*Cornus Florida*, or Dogwood (*Nat. Ord. Cornaceæ*), is an indigenous tree found in most parts of the United States, and growing in the Middle States to the height of from fifteen to

twenty feet. Its flowers are remarkable for large four-leaved white or pinkish involucre, which appear with us in May. The officinal portion is the BARK of the root. It occurs in pieces of various sizes, more or less rolled, and of a reddish-gray colour. Its taste is bitter, astringent, and slightly aromatic. It yields its virtues to water and alcohol, and contains *cornin* (cornic acid), *resin*, *tannic* and *gallic acids*, etc. The BARKS of *Cornus sericea*, or swamp dogwood, and of *Cornus circinata*, or round-leaved dogwood, possess analogous properties.

*Effects and Uses.*—Dogwood is deservedly esteemed the best substitute for cinchona among the native astringent bitters. It is somewhat irritant, and not unfrequently disorders the stomach. Dose, in *powder*, ℥j to ʒj; the *fluid extract* contains ʒi in fʒi.

#### SALIX—WILLOW.

The BARK of *Salix alba*, the White Willow (*Nat. Ord.* Salicaceæ), is ranked among the astringent bitters. It is little employed, however, except in the form of *salicin*, a neutral principle ( $C_{13}H_{18}O_7$ ), which consists of white, slender, silky crystals, inodorous but very bitter, soluble in water and alcohol, but not in ether; it ranks with the glucosides. Salicin is now believed to produce the same effects as salicylic acid (see that article), and is employed in the same therapeutic range, especially in acute rheumatism. It renders the sweat alkaline. Dose, 15 to 20 grains, frequently repeated. It has powerful anti-septic and anti-fermentative properties; it is not toxic. Salicin is officinal under the name of *salicinum*.

#### PRUNUS VIRGINIANA—WILD-CHERRY.

The Wild-cherry has long been known under the name of *Prunus Virginiana*, which is still retained by the Pharmacopœia. This name, however, belongs to another tree, the choke-cherry; and the wild-cherry is now properly distinguished as

*Cerasus serotina* (*Nat. Ord.* Rosaceæ). The medicinal portion is the BARK of the root and trunk, the former of which is the more active. It is found in the shops in pieces of various lengths and sizes, deprived of the epidermis and slightly curved, of a reddish-brown colour and a bitter, slightly astringent, aromatic taste.

It contains a *bitter principle* (not isolated), resin, starch, and tannic and gallic acids, and yields on distillation a *volatile oil*, containing hydrocyanic acid, which does not pre-exist in the bark, but is formed by the action of water on amygdalin, through the agency of an albuminous principle termed emulsin, as in the bitter almond. The leaves also yield this oil. Boiling water impairs the virtues of the bark.

*Effects and Uses.*—Wild-cherry bark is tonic, with some astringency, and at the same time exercises a sedative influence on the nervous and circulatory system, owing to the hydrocyanic acid which is developed in it. It is used with excellent effect as a sedative corroborant in various forms of pulmonary irritation, particularly in the latter stages of pneumonia and in the hectic of phthisis. It is also a useful stomachic and tonic in a variety of cases. The proper form of administration is the *infusion* (℥ss to cold water Oj), in the dose of f℥ij, twice or thrice daily. Of the *fluid extract* (of which a fluidounce represents an ounce of the bark), the dose is f℥j-ij. Of the *syrup*, an agreeable preparation, the dose is f℥ss.

#### NECTANDRA.

The BARK of *Nectandra rodiei* (*Nat. Ord.* Lauraceæ), the Greenheart tree, a large tree of Guiana, has, within a few years, been introduced into medicine, under the name *bebeeru* bark. It occurs in large, flat, heavy pieces, of a grayish-brown colour on its outer surface and a dark cinnamon on the inner. It has an intensely bitter, somewhat astringent taste, and contains *tannic acid*, *resin*, *gum*, etc., and three alkaloids, which have been isolated, termed *bebeeria* ( $C_{18}H_{21}NO_3$ ), *nectandria* ( $C_{20}H_{23}NO_4$ ), and *sipirina*. Bebeeru bark is employed as

a febrifuge and tonic in South America, and *bebeeria sulphate* has been used in Europe and this country with some success in the treatment of intermittent fevers. The full dose is ℥j-5j. Of *bebeeria sulphate*, as a tonic, gr. j to iij; as an antiperiodic, gr. v to x. It is completely soluble in water. It is not officinal.

## DIGESTIVE FERMENTS.

## PEPSINUM—PEPSIN.

In connection with the subject of stomachic tonics, this article is entitled to brief mention. It is prepared from the rennets either of the calf, sheep, or pig, taken from the animal as soon as killed, the best process being Scheffer's. The mucous membrane of well-cleaned, fresh hogs' stomachs is scraped off, chopped fine, and macerated for several days in water acidulated with muriatic acid; the strained and decanted clear liquid is mixed with a saturated solution of sodium chloride in water, and the separated pepsin after several hours is drained on a muslin strainer, and submitted to strong pressure. Pepsin, the ferment of the gastric juice, has the property, at 100° F. in an acid solution, of coagulating and dissolving albuminous principles. Two grains of pepsin, with an ounce of distilled water and ℥v of hydrochloric acid, will dissolve 100 grs. of coagulated white of egg at 98° F. in about four hours. Of *saccharated pepsin*, grs. 10 are required to dissolve grs. 120 of coagulated albumen at 100° F. in five or six hours. Since alcohol impairs the digestive property of pepsin, preparations of it in wine are unreliable. Acid solutions favor its action, especially hydrochloric acid, and it may be combined with this acid if deficiency of the gastric juice be suspected. Glycerin is the most reliable agent for preserving the ferment of pepsin (Liebriech). The alkalies and mineral salts precipitate pepsin from solution, and hence are incompatible. Pepsin is now a good deal used in dyspepsia and diarrhœa, and may be given in doses of 5 to 20 grains after each meal, suspended in syrup of orange peel to disguise its disagreeable taste, or taken on

bread. Of *saccharated pepsin*, the dose is gr. v to xx; of *vinum pepsinæ*, ʒss-i, an inferior preparation. *Liquor pepsini* is a solution of pepsin (40 parts) in hydrochloric acid (12 parts), glycerin (400 parts) and water (548 parts). It is probably more efficient in cases of children than of adults. When nourishment is to be given by the rectum (as when food is rejected by the stomach), the addition of pepsin and a little hydrochloric acid to animal broths for rectal injection is highly useful. *Ingluvin* is a preparation from the gizzard of the domestic fowl; it is an aid to digestion: dose, gr. v to xv.

#### PANCREATINUM—PANCREATIN.

This is obtained, by Mattison's process, from the pancreas of recently-killed animals, which is dissected and macerated in water acidulated with hydrochloric acid for about forty-eight hours, then separated, and the solution of pancreatin is passed through a pulp filter until it is perfectly clear; to this clear solution is then added a saturated solution of sodium chloride, and allowed to stand until the pancreatin is separated; this is skimmed off, and placed upon a muslin filter and allowed to drain, after which it is washed with a less concentrated solution of sodium chloride, and then put under the press; when all the salt solution is removed, and the mass is nearly dry, it is rubbed with sugar of milk, and dried without heat, after which it is diluted until ten grains emulsify two drachms of cod-liver oil. Saccharated pancreatin is employed to promote the digestion of fatty matters, and may be administered in the form of emulsion, or dissolved in diluted alcohol or glycerin, or as a powder; it is a good addition to cod-liver oil. Dose, 5 to 10 grains. It is not officinal.

#### MINERAL TONICS.

##### FERRI PRÆPARATA—PREPARATIONS OF IRON.

The preparations of IRON (FERRUM), termed *Ferruginea*, *Chalybeates*, and *Martial* preparations, are the most important

of the mineral tonics. Besides their local tonic-astringent effect, and their general corroborant action on the cerebro-spinal system, which they possess in common with the other mineral tonics, they exercise a restorative influence on the composition of the blood, by increasing the number of its colouring particles and the amount of its solid constituents. Iron is in fact a natural constituent of the blood, and is to be considered as a nutrient rather than a medicine. The effects of the chalybeates are best observed in conditions of the system in which there is a relative want of the red corpuscles of the blood. Under their use in such cases, while the digestive functions are promoted, the pulse becomes fuller and stronger, the skin assumes a healthy tint, the lips and cheeks become more florid, the temperature of the body is increased, and the muscular strength is greatly invigorated. On the other hand, the administration of the ferruginous preparations in health, or too long continued, produces symptoms of plethora, vascular excitement, and a tendency to congestion and hemorrhage; though it may be doubted whether the blood will assimilate more than the normal proportion of iron. The iron salts stain the teeth a dark colour, and possess an astringent taste. Taken with the food they assist the digestive process; on an empty stomach they irritate. As a result of its oxidation in the stomach hydrogen is liberated, which combines with sulphur to form hydrogen sulphide.

The red corpuscles of the blood act as carriers of oxygen, which they take up from the inspired air in the lungs, and it is now believed that the iron in the blood-corpuscles converts oxygen into ozone, a more active form of this element. Iron is an essential constituent of hæmoglobin, and observation has proven that a course of iron in anæmia increases the number of red corpuscles to double or treble (Robuteau). According to Cutler and Bradford this increase does not take place in health. The state in which it exists in the blood-corpuscles is unknown. Absorption: from the stomach it is thought to be absorbed as an albuminate. Metallic iron is oxidized, after ingestion, by the help of water. The ferrous oxide and car-

bonate are rendered soluble by the hydrochloric acid of the gastric juice. Salts of the organic acids may be absorbed directly into the blood, the acidulous radical being burnt off and the basic iron remaining to combine with the red globules. Salts of the mineral acids, the nitrate, chloride, and sulphate, in doses not large enough to constrict the tissues, are absorbed without change. Secretions: the astringent preparations of iron lessen the secretions generally, especially the gastro-intestinal. The excretion of urea is increased. The ferric salts possess more activity than the ferrous. Elimination: iron is eliminated by the bile, fæces and urine. The fæces are, during a course of iron, of a dark colour. The diseases in which chalybeates are most serviceable are those which depend on a deficiency of the red corpuscles of the blood, as the various forms of *anæmia*, particularly where this is connected with irregularity of the uterine functions; also, scrofula, tuberculosis, degeneration of the viscera, and cachectic states of the system, characterized by a pale, flabby condition of the solids. Many forms of nervous disorders, as neuralgia, chorea, hysteria, and epilepsy, are very decidedly controlled by the preparations of iron, and they probably constitute the best remedies in these affections, when attended with anæmia. Several of the preparations of iron are also much employed both as stomachics and astringents.

The following are the officinal preparations of iron:

**FERRUM REDUCTUM** (*Reduced Iron*). Metallic iron is obtained for medicinal purposes in the form of an impalpable powder by reducing the ferric hydrate (officinally subcarbonate) by passing a stream of hydrogen gas over it. It is a light, tasteless, iron-gray powder, insoluble in water, but completely soluble in diluted sulphuric acid, and it should be kept in a well-stoppered bottle, owing to its great liability to oxidation. This preparation, sometimes called Quevenne's Iron, is a mild chalybeate, and is a favourite prescription with many practitioners in the treatment of chlorosis and other varieties of anæmia. Dose, gr. v to gr. x, three times a day, in the form of pill made with sugar and gum. It is sometimes prepared with chocolate

in the form of lozenges. It is well adapted to prolonged use.

FERRI OXIDUM HYDRATUM (*Hydrated Oxide of Iron*). This preparation (*ferric hydrate*) ( $\text{Fe}_2\text{6HO}$ ) is made by precipitating the ferric hydrate from its combination in any ferric salt by means of ammonia. Officinally, ferric sulphate is employed for this purpose. When dry, it is a reddish-brown powder, and is not considered an eligible preparation for medicinal use. It is furnished in the form of a freshly-precipitated, soft, moist, reddish-brown magma for use as an antidote to arsenious acid.

FERRI OXIDUM HYDRATUM CUM MAGNESIA (*Hydrated Oxide of Iron with Magnesia*). In this preparation ferric hydrate is precipitated by means of magnesia, instead of ammonia. It is readily prepared, and is used as an antidote to arsenious acid.

FERRI CARBONAS SACCHARATUS (*Saccharated Carbonate of Iron*) (*Saccharated Ferrous Carbonate*) is obtained by the double reaction of ferrous sulphate and sodium bicarbonate, and is protected from oxidation by the addition of sugar. It is a greenish-gray powder, oxidizing slowly in the air, only partially soluble in water, but completely soluble in hydrochloric acid. It is a valuable preparation. Dose, gr. v—xxx.

*Trochisci Ferri* (*Troches of Iron*) are made with hydrated oxide of iron, vanilla, sugar and mucilage of tragacanth; each lozenge contains five grains of the iron.

*Emplastrum Ferri* (*Plaster of Iron*) is made with hydrated oxide of iron, lead plaster, Burgundy pitch, and Canada turpentine.

MASSA FERRI CARBONATIS (*Pill of Iron Carbonate*).—*Vallet's Ferruginous Pill*. To protect the ferrous carbonate ( $\text{FeCO}_3$ ) from oxidation, it is prepared (as in the process last described) by dissolving the reacting salts in weak syrup instead of water; honey and sugar being afterwards added to preserve it unaltered and bring it to the pilular consistence. This preparation is one of the most popular of the chalybeates. It contains nearly half its weight of ferrous carbonate. From

five to twenty grains of the pilular mass may be taken in divided doses through the day.

*Mistura Ferri Composita* (*Compound Mixture of Iron*) is a mixture of ferrous carbonate (prepared by the reaction of ferrous sulphate and potassium carbonate) with myrrh, spirit of lavender, rose-water, and sugar, to resist oxidation. It is a favourite chalybeate in chlorosis and amenorrhœa. Dose, f̄ij to f̄iij, three times a day.

*Pilulæ Ferri Compositæ* (*Compound Pills of Iron*) are prepared with sodium carbonate and ferrous sulphate with myrrh and syrup. Dose, from two to six pills three times a day. Both these preparations should be made only as wanted for use.

FERRI SULPHAS (*Iron Sulphate*), known, in its impure state, as *green vitriol* or *copperas*, is prepared for medicinal use by dissolving iron wire in diluted sulphuric acid, with heat. It is *ferrous sulphate* ( $\text{FeSO}_4 \cdot 7\text{H}_2\text{O}$ ), and occurs in transparent, pale bluish-green crystals, of the form of the oblique rhombic prism, of an acrid, styptic taste, soluble in water, but insoluble in alcohol. By exposure to the air they effloresce, absorb oxygen, and become yellowish-white, from the formation of ferric sulphate. When heated to  $212^\circ$ , they give out six of their seven equivalents of water, and are converted into a grayish-white mass, known as the *dried sulphate*. The alkalis and alkaline earths and their carbonates, silver nitrate, lead acetate, are incompatible with this salt. Iron sulphate is one of the most active of the ferruginous preparations, but its local effects are powerfully astringent, and in a concentrated form it acts as an irritant poison. It is preferred to other chalybeates where there is much relaxation of the solids, with excessive discharges; but it is not so well adapted to long-continued use, on account of its local irritant action. Topically, it is employed in substance and solution as a styptic and astringent. Dose, gr. j to gr. v, in pill; of the *dried sulphate* (*ferri sulphas exsiccatus*), gr. ss to gr. iij. Ferrous sulphate is also used as a deodorizer, acting by absorbing sulphur compounds.

*Ferri Sulphas Præcipitatus* (*Precipitated Sulphate of Iron*)

(*Precipitated Ferrous Sulphate*). In this preparation the ferrous sulphate is precipitated from a solution of sulphuric acid and water by alcohol. Dose gr. j-v.

LIQUOR FERRI TERSULPHATIS (*Solution of Iron Tersulphate*). This preparation is made by dissolving ferrous sulphate in a mixture of sulphuric and of nitric acid, with water. The nitric acid furnishes oxygen, which converts the iron from a ferrous to a ferric condition. It is  $\text{Fe}_2\text{3SO}_4$  (*ferric sulphate*). This solution is a clear, reddish-brown liquid, nearly devoid of odour, and of a sour, very styptic, and somewhat acrid taste. Its chief use is in making ferric hydrate, and it should be kept on hand for the preparation of the antidote for arsenious acid. It may be used as a styptic, but for this purpose it is inferior to the next preparation.

LIQUOR FERRI SUBSULPHATIS (*Solution of Iron Subsulphate*). This solution, known as *Monsel's Solution*, is made in the same way as the last preparation, except that only half the amount of sulphuric acid is used, and an oxysulphate results ( $\text{Fe}_2(\text{SO}_3)_3 + \text{Fe}_2\text{O}_3$ ). It has a syrupy consistence, a ruby-red colour, is inodorous, and has a very astringent but not acrid taste. It is a less irritant salt than the ferric sulphate, and may be used internally, in hemorrhage from the stomach and bowels, in the dose of from five to fifteen grains. Externally, it is one of the most efficacious styptics we can employ; and has been injected into varicose veins with success for the cure of varicose ulcers, and, applied by means of the atomizer, has been found efficient in hemoptysis. Diluted with water, it is a good local application to inflamed mucous surfaces.

FERRI CHLORIDUM (*Iron Chloride*). This salt, which is *ferric chloride* ( $\text{Fe}_2\text{Cl}_6$ ), is made by heating iron wire with muriatic acid (by which ferrous chloride is formed), and afterwards converting the ferrous chloride into ferric chloride by heating it with muriatic and nitric acids. It occurs in fragments of a crystalline structure, an orange-yellow colour, inodorous, of a strong chalybeate, styptic taste, deliquescent, and wholly soluble in water, alcohol, and ether. Internally, it is used chiefly in the form of the *tincture*. Externally, it is

applied as a styptic, and in solution, of various strengths, as an astringent. One part, gradually added to six parts of colloidion, forms a yellowish-red, limpid liquid, of valuable styptic properties.

*Liquor Ferri Chloridi* (*Solution of Iron Chloride*) is prepared by dissolving iron wire in muriatic acid, heating to the boiling point, then heating the liquid, after filtration, with muriatic acid and nitric acid, and afterwards adding distilled water. A reddish-brown liquid, having an acid and strongly styptic taste, and sp. gr. 1.405. It may be used internally for the purposes of the chloride, in doses of ℥ij-vi, diluted, and externally as a styptic.

*Tinctura Ferri Chloridi* (*Tincture of Iron Chloride*) is made by mixing one part of *solution of iron chloride* with two parts of alcohol. It is a tincture of the chloride, though there is probably some reaction between the acid and alcohol, as the preparation has an ethereal odour. It is of a reddish-brown colour, and has a sour, styptic taste. It is one of the most effective of the chalybeates, acting locally as an energetic astringent and styptic, and, in large doses, as an irritant. Its indications, both general and topical, are very analogous to those of the sulphate, with the addition of some specific action on the urino-genital apparatus, which renders it applicable to the treatment of affections of these organs; it is especially useful in erysipelas. Dose, ℥x to ℥xxx, gradually increased to fʒj or fʒij, and taken in some mild diluent.

MISTURA FERRI ET AMMONII ACETATIS (*Mixture of Iron and Ammonium Acetate*) (*Basham's Mixture*) consists of tincture of ferric chloride, diluted acetic acid, solution of ammonium acetate, elixir of orange, syrup and water. A most excellent preparation, and of great benefit in chronic albuminuria and in chronic dropsies generally where iron is indicated. Dose, ʒss-j.

FERRI IODIDUM SACCHARATUM (*Saccharated Iodide of Iron*) (*Saccharated Ferrus Iodide*). This salt is made by the addition of iron filings to a mixture of iodine in distilled water, and sugar of milk is added to prevent oxidation. By evap-

oration a yellowish-white or grayish powder is obtained, of a sweetish, ferruginous taste, deliquescent, and very soluble in water. Dose, gr. x-xxx.

*Syrupus Ferri Iodidi* (*Syrup of Iron Iodide*), which is prepared by mixing iodine and iron wire in distilled water, and shaking the mixture until the solution has acquired a green colour, adding syrup, heating to  $212^{\circ}$ , straining, and, when the liquid has cooled, adding distilled water. It must be kept in well-stoppered two-ounce vials. It is a transparent liquid, of a pale-green colour, and furnishes an excellent alterative tonic, combining the effects of iodine and of iron, and is particularly applicable to the treatment of scrofula, visceral engorgements, phthisis, etc. Dose, 20 to 40 drops, three times a day.

*Pilulæ Ferri Iodidi* (*Pills of Iron Iodide*) are made with iodine, reduced iron, sugar, gum Arabic, liquorice-root, liquorice, and an ethereal solution of balsam of tolu. They keep very well. Each pill contains about one grain of iron iodide and one-fourth of a grain of reduced iron.

FERRI ET POTASSII TARTRAS (*Iron and Potassium Tartrate*) is prepared by the addition of ferric hydrate to a mixture of potassium bitartrate in distilled water. It occurs in transparent scales of a ruby-red colour, which are wholly soluble in water. The tartaric acid and potash, in combination in this preparation, render it less constipating than the other chalybeates; and, from its agreeable taste, it is adapted to the diseases of childhood. It is, moreover, not incompatible with alkalies. Dose, gr. x to ʒss.

FERRI PHOSPHAS (*Iron Phosphate*) is obtained by the double reaction of solutions of ferric citrate and sodium phosphate, and is *ferric phosphate*. It occurs in bright-green transparent scales, insoluble in alcohol, but soluble in water; by exposure to the light it becomes darker. Dose, gr. v to gr. x, in pill.

FERRI PYROPHOSPHAS (*Iron Pyrophosphate*) (*Ferric Pyrophosphate*) ( $\text{Fe}_4\text{P}_2\text{O}_7, 9\text{H}_2\text{O}$ ). It occurs in apple-green scales, of an acid, slightly saline taste, and is very soluble in water. A good chalybeate. Dose, gr. ij-v. Given also as a *syrup*.

FERRI CITRAS (*Iron Citrate*) may be prepared by the addition of ferric hydrate to a solution of citric acid. It is *ferric citrate* ( $\text{Fe}_2\text{C}_6\text{H}_5\text{O}_7$ ), and occurs in thin, transparent pieces, of a garnet-red colour, with a mild, acid, chalybeate taste, slowly soluble in cold water, but readily soluble in boiling water. Dose, gr. v to gr. x. It is officinal also in the form of *solution of iron citrate* (*liquor ferri citratis*), a deep reddish-brown liquid, given in doses of 10 to 20 drops; and it is by evaporating this solution that the solid citrate is obtained.

LIQUOR FERRI NITRATIS (*Solution of Iron Nitrate*) is prepared by the gradual addition of diluted nitric acid to ferric hydrate. It is *ferric nitrate* ( $\text{Fe}_2\text{6NO}_3$ ), and is a pale, amber-coloured liquid, with a strong, astringent acid taste. It is tonic and astringent, agreeing very well with the stomach, and is employed in the treatment of chronic diarrhœa, hæmatemesis, hemorrhage from the bowels, and uterine hemorrhage, particularly when anæmic symptoms are present. Dose, gtt. x to gtt. xx, two or three times a day, in dilution.

SYRUPUS FERRI BROMIDI (*Syrup of Ferrous Bromide*) contains 10 per cent. of ferrous bromide. It may be given with advantage where a bromide and iron are both indicated, notably in chorea occurring in delicate girls at the age of puberty, and associated with anæmia (H. M.). Dose, fʒj.

FERRI HYPOPHOSPHIS (*Iron Hypophosphite*) (*Ferric Hypophosphite*) ( $\text{Fe}_2\text{6H}_2\text{PO}_2$ ) is obtained by the reaction of a solution of sodium or ammonium hypophosphite with solution of ferric sulphate. It is a white, amorphous powder, insoluble in cold water, soluble in hydrochloric acid, incompatible with the soluble salts of mercury and silver, but has the advantage of not being decomposed by the cincho-tannic acid of cinchona. This is a good chalybeate in diseases of degeneration of the nervous tissue, and has been also given in phthisis; other hypophosphites are combined with it. Dose, gr. x-xxx, three times a day.

FERRI OXALAS (*Iron Oxalate*) (*Ferrous Oxalate*) ( $\text{FeC}_2\text{O}_4\cdot\text{H}_2\text{O}$ ) is made by the reaction of solutions of oxalic acid and ferrous sulphate. It occurs as a lemon-yellow, crystalline powder, al-

most destitute of taste, slightly soluble in water, but easily acted upon by the diluted acids, and decomposed by the alkalis and their carbonates. This chalybeate is of recent introduction, and has the advantage of being well borne by the stomach, of being readily absorbed, while it is nearly destitute of astringency, and not disposed to change like the ferrous salts generally. Dose, gr. ij–iij, in pill, three times a day.

LIQUOR FERRI ACETATIS (*Solution of Ferric Acetate*). Dose, ℥x–xxx. Chiefly used in preparing

TINCTURA FERRI ACETATA (*Tincture of Ferric Acetate*), a solution of ferric acetate in alcohol and acetic ether. Dose, ℥x–fʒss, or more.

FERRI LACTAS (*Iron Lactate*) is made by mixing diluted lactic acid with iron filings. It is *ferrous lactate*, and occurs in greenish-white crystalline crusts or grains of a mild, sweetish, ferruginous taste, sparingly soluble in water, and insoluble in alcohol. Used in chlorosis, and has a marked effect in increasing the appetite. Dose, gr. x–xx, in *pill*, *lozenge*, or *syrup*.

FERRI ET QUINIE CITRAS (*Iron and Quinia Citrate*). This salt is prepared by precipitating quinia from the sulphate by ammonia, and afterwards dissolving it in a hot solution of iron citrate. As found in the shops, it is a mechanical mixture of *ferric citrate* with a variable proportion of iron and quinia citrate. It occurs in thin, transparent scales, of a reddish or yellowish-brown colour, with a tint of green, not very soluble in water, and of a ferruginous, moderately bitter taste. It combines the virtues of its two bases, and is thought to have an especial agency in diminishing the formation of urea by the kidneys, whence its use in uræmia. Dose, gr. v–x.

LIQUOR FERRI ET QUINIE CITRATIS (*Solution of Iron and Quinia Citrate*). Dose, fʒj.

VINUM FERRI AMARUM (*Bitter Wine of Iron*) is a mixture of solution of iron and quinia citrate, tincture of sweet orange peel, syrup, and stronger white wine. Dose, fʒj–ij.

FERRI ET AMMONII CITRAS (*Iron and Ammonium Citrate*) is made by adding water of ammonia to solution of iron citrate, and evaporating. It occurs in the form of garnet-red, trans-

lucent scales, of a slightly ferruginous taste, and is readily soluble in water; it has antacid properties. Dose, gr. v-x.

VINUM FERRI CITRATIS (*Wine of Citrate of Iron*), a solution of ammonio-ferric citrate in tincture of sweet orange peel, syrup, and stronger white wine. Dose, fʒj.

FERRI ET STRYCHNÆ CITRAS (*Iron and Strychnia Citrate*) is made by mixing a solution of strychnia and citric acid in distilled water with a solution of iron and ammonium citrate in water, and evaporating. It occurs in garnet-red scales, of a bitter, ferruginous taste, readily soluble in water. An excellent tonic. Dose, gr. ij-ijj, two or three times a day.

SYRUPUS FERRI, QUINÆ ET STRYCHNÆ PHOSPHATUM (*Syrup of the Phosphates of Iron, Quinia and Strychnia*), an agreeable tonic. Dose, fʒj.

FERRI ET AMMONII SULPHAS (*Iron and Ammonium Sulphate*)  $(\text{NH}_4)_2\text{Fe}_2(\text{SO}_4)_4 \cdot 24\text{H}_2\text{O}$ . This salt, called also *ammonio-ferric alum*, is made by adding ammonium sulphate to a hot solution of ferric sulphate. It occurs in octahedral crystals, of a pale-violet colour and sour, astringent taste, efflorescent, and very soluble in water. Used in diarrhoea and chronic dysentery. Dose, gr. v-xv, two or three times a day.

FERRI ET AMMONII TARTRAS (*Iron and Ammonium Tartrate*)  $(2(\text{FeO})\text{NH}_4\text{C}_4\text{H}_4\text{O}_6 \cdot 5\text{H}_2\text{O})$  occurs in transparent, garnet-red scales, of a sweetish taste, soluble in water, insoluble in alcohol and ether. A mild chalybeate. Dose, gr. x-xxx.

FERRI VALERIANAS (*Valerianate of Iron*) (*Ferric Valerianate*), a dark, tile-red amorphous powder, with a mildly styptic taste and an odour of valerianic acid; insoluble in cold water, but readily soluble in alcohol. Dose, gr. j-ijj.

FERRUM DIALYSATUM (*Dialyzed Iron*) has been lately introduced, and has proved one of the most valuable of the chalybeates. It is not apt to constipate, and may be given in doses of from 15 to 50 drops daily. Dialyzed iron is an antidote to arsenic in the stomach. To ensure its conversion into ferric hydrate in the stomach, its ingestion should be followed by a tablespoonful of sodium chloride. It is not officinal.

*Pills of aloe and iron* and *syrup of the hypophosphites with iron* are officinal, and will be again referred to.

## CUPRI PRÆPARATA—PREPARATIONS OF COPPER.

Metallic copper is inert. The salts of copper act locally as caustics, irritants, and astringents, by their coagulating action on albumen; applied to the sound skin they produce but little effect. They also constrict the tissues and lessen the blood supply to a part. In the blood they probably exist as albuminates. Some observers have noted a gain in flesh, in animals and man, after a course of copper. Taken too long they give rise to symptoms similar to plumbic poisoning, viz., constipation, paralysis, etc. When exhibited in small doses, they exert a corroborant influence over the cerebro-spinal system, and are employed to fulfill the indications to which *tonics* are applicable, as in the cure of ague, neuralgia, epilepsy, etc. In larger doses, they act as *emetics* by gastric irritation; and in excessive doses, they produce gastro-intestinal inflammation and disorder of the nervous system; death, in fatal cases, is usually preceded by convulsions, paralysis, and delirium. Copper is eliminated by the liver, intestines, and kidneys. Its salts are employed therapeutically, both as external and internal remedies; externally as stimulants, astringents, styptics, and caustics; internally, as tonics, astringents, and emetics. In cases of poisoning from the cupreous compounds, the best antidote is *albumen*, as white of eggs, milk, wheaten flour. The *potassium ferrocyanide* is also very efficacious, forming with the cupreous compound an insoluble copper ferrocyanide. This salt (which throws down a mahogany-coloured precipitate), ammonia (which strikes an azure-blue colour), sulphuretted hydrogen or ammonium sulphide (which throws down a deep brownish-black precipitate), and metallic iron (on which metallic copper is deposited from a cupreous solution), are tests for the soluble salts of copper.

CUPRI SULPHAS (*Copper Sulphate*). This salt, known as *blue stone* and *blue vitriol*, is obtained by roasting the native sulphide, or by combining cupric oxide (CuO) and sulphuric acid, and occurs also as a by-product in silver-refining. It is *cupric sulphate* (CuSO<sub>4</sub>,5H<sub>2</sub>O). It occurs in fine prismatic,

blue crystals, which, by exposure to the air, effloresce slightly, and become covered with a greenish-white powder. It has a styptic, metallic taste, is entirely soluble in water, but insoluble in alcohol. It is employed as a *tonic* and *nervine*. It is an excellent remedy in obstinate intermittent fever, neuralgia, and essential nervous diseases, in doses of gr.  $\frac{1}{4}$  to gr. j, or more, in pill, repeated so as not to occasion vomiting. As an *astringent*, it may be given in the same doses, and will be found extremely valuable in the treatment of chronic diarrhoea, dysentery, and enteritis, and chronic catarrh with profuse secretion. As an *emetic*, the dose is gr. iij to gr. v. Externally, it is used as an escharotic to fungous granulations, and in solution to arrest hemorrhages, mucous discharges, etc.

CUPRUM AMMONIATUM (*Ammoniated Copper*) (*Ammonio-copper Sulphate*) is made by rubbing together copper sulphate and ammonium carbonate. It has a deep azure-blue colour, a styptic, metallic taste, and an ammoniacal odour. Its action is very similar to that of copper sulphate; but it is used principally as an antispasmodic tonic in nervous disorders,—epilepsy, chorea, hysteria, spasmodic asthma, etc. Dose, gr.  $\frac{1}{2}$ , gradually increased. It is no longer officinal.

CUPRI SUBACETAS (*Copper Subacetate*), or *Verdigris* ( $\text{Cu}_2\text{O}_2\text{C}_2\text{H}_3\text{O}_2$ ), occurs in pale, bluish-green or green masses or powder. The dose is gr.  $\frac{1}{8}$  to gr.  $\frac{1}{4}$ ; but it is a powerful poison in an overdose, and hence is rarely given as a tonic. The powder is used as an escharotic, and an *ointment* is used. Copper subacetate is not officinal.

#### ZINCI PRÆPARATA—PREPARATIONS OF ZINC.

Zinc in its metallic state is inert. Its compounds are very analogous in their effects on the system to those of copper, but are less energetic. Topically some of the zinc salts (nitrate, chloride) act as powerful caustics, by reason of their affinity for water and power of coagulating albumen. The soluble zinc salts (sulphate, chloride) are readily absorbed, and probably exist in the blood as albuminates, while the insoluble salts

(oxide, carbonate) are slowly taken up by the blood. Zinc is eliminated from the system by the bile, intestines, and urine. The tests for soluble zinc salts are ammonium sulphide, which throws down a white sulphide (the only white sulphide met with), the alkalies, alkaline carbonates, and potassium ferrocyanide, all of which give white precipitates. The zinc preparations are employed topically as caustics, astringents, and desiccants; and internally as tonics, astringents, and antispasmodics, and in large doses as emetics. In cases of poisoning (which are, however, very uncommon), albumen, demulcents, and opiates are to be administered.

ZINCI SULPHAS (*Zinc Sulphate*), or *White Vitriol*, is prepared by dissolving zinc in diluted sulphuric acid. It occurs in small, colourless, transparent, prismatic crystals, resembling those of sulphate of magnesium ( $ZnSO_4 \cdot 7H_2O$ ). They have a metallic, astringent taste, are soluble in water and insoluble in alcohol, and produce their astringent effect by condensing the tissue and contracting the blood vessels. Dose, as a *tonic*, *antispasmodic*, and *astringent*, gr. j to gr. v; as an *emetic* (acting by gastric irritation), it is the promptest and safest that can be given in cases of narcotic poisoning, in the dose of gr. x to gr. xx. Externally, it is much used as a caustic, and in solution as a collyrium or in gonorrhœa, in the strength of gr. ij–iij to water f ʒij; in otitis, gr. v to water f ʒi.

ZINCI OXIDUM (*Zinc Oxide*) is made by roasting zinc in the air. This is an impure form, known as *Commercial Oxide of Zinc* (*Zinci Oxidum Venale*), sometimes called *tutty*. A purer form is obtained by exposing precipitated zinc carbonate to heat, which expels the carbonic acid and water. It is a yellowish-white powder ( $ZnO$ ), insoluble in water but soluble in diluted sulphuric and hydrochloric acids. It has been given in diarrhœa, and as an antispasmodic tonic, in doses of gr. ij to iij, gradually increased to gr. viij or x, and is highly esteemed in the treatment of epilepsy; but it is chiefly used externally as a dusting powder, or in the form of *ointment* (80 grains to ointment of benzoin 400 grains).

ZINCI ACETAS (*Zinc Acetate*) is made by heating commercial

zinc oxide in a solution of acetic acid and distilled water, and occurs in white micaceous crystals ( $\text{Zn}_2\text{C}_2\text{H}_3\text{O}_2, 2\text{H}_2\text{O}$ ), very soluble in water, and efflorescent in a dry air. It may be given internally as a tonic antispasmodic, in the dose of gr. j or ij, gradually increased; but it is used chiefly as a topical astringent in ophthalmia, gonorrhœa, leucorrhœa, etc., in the proportion of gr. ij to gr. vj, or more, to an ounce of water.

ZINCI CARBONAS PRÆCIPITATUS (*Precipitated Zinc Carbonate*) is obtained by the double reaction of solutions of zinc sulphate and sodium carbonate. It is a soft white powder, a mixture of carbonate and hydrate ( $\text{ZnCO}_3(\text{ZnO}_2)3\text{H}_2\text{O}$ ), similar in its action to the oxide, but is chiefly used as a dusting powder, and to make a mild astringent and desiccant *cerate* (℥j to ointment ℥v).

CALAMINA PRÆPARATA (*Prepared Calamine*), obtained by heat from *calamine*, the native impure zinc carbonate, is a pinkish powder, used as a desiccant, and in the form of a *cerate*, called Turner's *cerate*. *Calamine* is so frequently adulterated that it is now dismissed from the Pharmacopœia, though still much used.

LIQUOR ZINCI CHLORIDI (*Solution of Zinc Chloride*). The evaporation of this solution yields

ZINCI CHLORIDUM (*Zinc Chloride*) ( $\text{ZnCl}_2$ ), a whitish-gray, semi-transparent, deliquescent mass, having the softness of wax, and soluble in water, alcohol, and ether. It has been employed internally in doses of gr. j or ij, as an antispasmodic tonic in chorea, epilepsy, and neuralgia. Its local action is that of a powerful caustic, and it is one of the best escharotics that can be exhibited, to produce healthy granulations in malignant or indolent ulcers, especially in lupus. It may be used as a lotion in the strength of gr. ij to f℥j of water, or dissolved in a little alcohol, or in the form of paste, made with one part of the salt to two or four of flour. A solution of zinc chloride is employed as an antiseptic, and is also injected into the bloodvessels of anatomical subjects to preserve them for dissection. Burnett's Disinfecting Fluid is a solution of about 200 grains in a fluid-ounce of water.

ZINCI IODIDUM (*Zinc Iodide*) ( $\text{ZnI}_2$ ) is made by digesting an excess of zinc with iodine diffused in water. It occurs in the form of a white deliquescent mass, or of fine needles, of a metallic, styptic taste, very soluble in water. It has been used internally, as a tonic, antispasmodic, and astringent, in doses of gr. i-ij, best exhibited in the form of syrup. Externally, it is a most valuable local stimulant and escharotic, equal if not superior in effect to the chloride, and is much used.

ZINCI VALERIANAS (*Zinc Valerianate*) ( $\text{Zn}_2\text{C}_5\text{H}_9\text{O}_2$ ) is prepared by the double reaction of sodium valerianate and zinc sulphate. It occurs in white pearly scales, having a faint odour of valerianic acid, and a metallic, styptic taste. It dissolves in 160 parts of water and 60 of alcohol. Used in epilepsy and nervous affections, in the dose of one or two grains, repeated several times a day.

#### ARGENTI PRÆPARATA—PREPARATIONS OF SILVER.

In the metallic state, silver is wholly inert. The only preparation which is extensively employed is

ARGENTI NITRAS (*Silver Nitrate*). This salt ( $\text{AgNO}_3$ ) is obtained by dissolving silver in diluted nitric acid. It is anhydrous, and occurs in transparent, colourless, shining, heavy, rhombic plates, which have a strongly metallic and bitter taste, are wholly soluble in distilled water, and become blackened by the action of light in the presence of organic matters. Its solution yields with hydrochloric acid or sodium chloride a white precipitate, entirely soluble in ammonia.

*Physiological Effects.*—The topical action of silver nitrate to mucous membranes is that of a caustic by reason of its coagulating action on albumen. This action does not extend deeply, since a superficial protecting pellicle is formed. When moistened and applied to the skin, a white stain is formed, which soon becomes black on exposure to light, by reduction of the silver to the metallic state. Nervous system: in animals, hypodermic injections of silver hyposulphite and albuminate have

caused paraplegia. In small doses, tetanic excitement, and in toxic, convulsions, were produced. On man the silver salts have caused vertigo, loss of memory, nervous depression, etc. The effects of silver on the nervous system are centric and not peripheral. Circulation: the intravenous injection of the silver salts impairs the coagulability of the blood, which is found to be dark and pitchy in colour. Other symptoms noted by this method were probably due to the production of embolism and thrombosis. The silver salts do not exert a toxic influence on the heart. The silver salts have a metallic, styptic taste. Small doses (oxide, gr.  $\frac{1}{2}$ , nitrate, gr.  $\frac{1}{8}$ ) may be taken with considerable impunity by the stomach. But, in excessive quantity (of nitrate, gr. 3-5), it may occasion gastro-enteric irritation, with disturbance of the nervous system; and in these cases, the *antidote* is *common salt* (sodium chloride), or any inert chloride, which produces, when in contact with the nitrate, sodium nitrate and silver chloride. Silver nitrate has been thought always to undergo conversion into a chloride in the stomach; but more probably it unites with albuminous matters, which render it soluble. In medicinal doses, it has a specific corroborant and antispasmodic action on the nervous system; and, after prolonged use, since its elimination takes place *slowly*, produces a peculiar indelible *blueness* or *slate colour* of the true skin (*argyria*), due to a deposition of the metal in the tissues. This, it has been lately asserted, is preceded by a peculiar blue line on the gums, resembling that produced by lead poisoning. Prolonged use of the silver salts (in animals) causes a marked loss of weight. Elimination takes place by means of the bile, kidneys, and intestines.

*Medicinal Uses.*—*Internally*, silver nitrate has been chiefly employed as an antispasmodic tonic in the treatment of epilepsy, and it is among the most reliable remedies that can be administered in this intractable affection; but its effect in discolouring the skin is an objection to its protracted use. It is used also in locomotor ataxia, chorea, gastric ulcer, gastrodynia, and chronic gastritis, and as an astringent in dysentery and diarrhœa, especially when tuberculous. But it is as an

*external agent* that it is most resorted to. It is the most efficacious application that can be made to inflamed mucous membranes, and, either in the solid form or in solution, it is employed in every variety of inflammation of this tissue. It is also extensively used to produce healthy granulations in wounds and ulcers, to arrest the progress of erysipelatous inflammation and variolus pustules, in porrigo and other skin diseases, in strictures, and to destroy the virus of chancres and of poisoned wounds.

*Administration.*—The dose of silver nitrate internally is gr.  $\frac{1}{8}$ , gradually increased to gr.  $\frac{1}{2}$  or i, three times a day, in pill made with some mild vegetable powder, and given soon after a little light food has been taken. For external use, solutions are made of various strengths, from gr. ij to  $\mathfrak{z}$ ss in an ounce of distilled water. An ointment is also employed.

ARGENTI NITRAS FUSUS (*Fused Silver Nitrate, Lunar Caustic*). For external use, in the solid form, nitrate of silver is melted and poured into small moulds.

ARGENTI NITRAS DILUTUS (*Diluted Silver Nitrate*) consists of 50 per cent. each of silver nitrate and potassium nitrate. It is used externally.

ARGENTI OXIDUM (*Silver Oxide*) ( $\text{Ag}_2\text{O}$ ) is obtained by adding solution of potassa to a solution of silver nitrate. It is a tasteless, olive-brown powder, very slightly soluble in water. Its uses are analogous to those of the nitrate, and it is employed in epilepsy, gastrodynia, chronic diarrhœa, uterine disease, etc. It is considered to be free from liability to discolour the skin. Dose, gr. ss to gr. i, twice or thrice daily in powder or pill.

#### BISMUTHI SUBNITRAS—BISMUTH SUBNITRATE.

This salt is prepared by first forming bismuth nitrate by dissolving bismuth in diluted nitric acid; as metallic bismuth generally contains arsenic, the nitrate thus formed is converted into the carbonate by the addition of solution of sodium car-

bonate, whereby most of the arsenic is removed as soluble sodium arseniate: the bismuth carbonate is next dissolved in nitric acid, and the bismuth nitrate is again formed; a little water is added to the mixed solution of bismuth nitrate and arseniate, by which the subarsenate is deposited and separated; the addition of a large amount of water causes a deposition of bismuth subnitrate (*oxynitrate*); the supernitrate remaining in solution is lastly decomposed by ammonia, which takes most of the nitric acid, and precipitates the bismuth combined with the remainder in the form of subnitrate. Subnitrate of bismuth, known as *pearl white* and *magistery of bismuth* ( $\text{BiONO}_3, \text{H}_2\text{O}$ ), is a white, inodorous, tasteless powder, nearly insoluble in water. In large amounts (two drachms have produced death) it acts as a poison, with symptoms like those of arsenical poisoning, to which ingredient (arsenic) its toxic action is due. Its medicinal properties are tonic, sedative, and astringent. The bismuth salts are very insoluble, but it is absorbed to some extent, for it has been found in the urine, blood, etc. It is used chiefly to allay sickness and vomiting in chronic nervous affections of the stomach, to relieve the pain of gastralgia, and also as an astringent in subacute and chronic diarrhoea. Dose, gr. v to ℥j, or even ℥ss, in powder or pill. Externally, it is a good remedy in skin diseases, in the form of ointment. The *bismuth subcarbonate*—*bismuthi subcarbonas* ( $\text{Bi}_2\text{O}_2\text{CO}_3, \text{H}_2\text{O}$ )—is recommended as a substitute for the subnitrate. It is thought to be more readily tolerated by the stomach, and is more soluble in the gastric juice, but it is less astringent. The *ammonium and bismuth citrate*—*bismuthi et ammonii citras*—which occurs in glossy, translucent, colourless scales, of a slightly acid, metallic, but not disagreeable taste, very soluble in water, is a good preparation as a nervine; dose, gr. ij. The *valerianate* has been used in neuralgia; dose, half a grain to a grain, several times a day in pill. The *test* for a soluble salt of bismuth is a piece of paper wetted with a solution of potassium sulphocyanide, and dried, which will produce a yellow spot at the point of contact.

## CERII OXALAS—CERIUM OXALATE.

This salt ( $Ce_2(C_2O_4)_3, 9H_2O$ ) is usually made by adding a solution of ammonium oxalate to any soluble salt of cerium, and is obtained also from the mineral *cerite*. It occurs as a snow-white, granular powder, inodorous and tasteless, insoluble in water, alcohol, and ether, but dissolved by sulphuric acid. It resembles the salts of bismuth in its effects, and has lately been deservedly extolled in obstinate forms of vomiting, especially the vomiting of pregnancy. Its physiological action has not been investigated. In chorea and other neuroses it is also highly recommended. Dose, a grain three times a day, or oftener, in pill or suspended in water. The *cerium nitrate* has been also employed, and is more soluble. Dose, somewhat less.

## ACIDA MINERALIA—MINERAL ACIDS.

The diluted mineral acids are usually classed with tonics; but, although they exert a very considerable corroborant influence on the system, their action is in many respects peculiar and distinctive. In the concentrated form they are corrosive. When properly diluted with water and swallowed in medicinal doses, they allay thirst, increase the appetite, stimulate digestion, and by duodenal irritation increase the flow of bile, and all possess great diffusive power. After absorption into the blood, they combine either with its alkaline bases or albumen, since an acid reaction of the blood is incompatible with life, and often produce a restorative effect in morbid conditions of the circulating fluid, and in their passage out by the secretions act as astringents. Acids given on an empty stomach check the secretion of the gastric juice, so that they should be exhibited after a meal, if it be desirable to promote the digestive process. They are employed—as tonics, usually in combination with the vegetable bitters, in dyspepsia, especially when it is dependent on a deficiency of gastric fluid; as antalkalines, to

correct the morbid alkalinity of the blood in typhoid and other essential fevers, and in purpura, scurvy, and analogous blood diseases; as astringents and styptics, in hemorrhage from the stomach and bowels, and in colliquative discharges; to allay febrile heat and cutaneous irritation; in phosphatic lithiasis; and locally, as escharotics; and, in very dilute solution, they are injected into the bladder as lithontriptics. In cases of poisoning from the mineral acids, the alkaline earths and fixed oils are the proper antidotes.

ACIDUM SULPHURICUM (*Sulphuric Acid*) ( $H_2SO_4$ ), formerly called *Oil of Vitriol*, is obtained by burning sulphur, mixed with nitre, over a stratum of water contained in a chamber lined with sheet-lead. It is a dense, colourless, inodorous, corrosive liquid, of a strongly acid taste and an oily consistence, which unites with water in all proportions with the evolution of heat. When of the sp. gr. 1.845, it contains one equivalent of water. It should have, as directed by the Pharmacopœia, the sp. gr. 1.843, when it contains 79 per cent. of anhydrous acid; but it is never found of a sp. gr. over 1.835. The diluted acid is readily detected by a soluble barium salt, which precipitates a *white* insoluble barium sulphate; veratria introduced into the diluted acid, and evaporated to dryness, leaves a *crimson* deposit. In the concentrated form it is not employed internally, but is sometimes used externally as a caustic, acting by coagulating albumen, and its affinity for water and organic bases. Dilute sulphuric acid lessens thirst, aids digestion, and diminishes the secretions of the bowels and skin. According to Gubler, it—and the other mineral acids—exists in the blood loosely combined with albumen, and that on reaction of the excretory organs this combination is broken up, the albumen remaining in the vessels and the acid passing out united with other bases. When swallowed, it acts as a violent corrosive poison, causing a burning pain in the mouth, throat, and stomach, and usually staining the lips, mouth, and fauces with white or black sloughs; occasionally the action of the poison is spent upon the upper part of the larynx, and death takes place from asphyxia, without the entrance of the poison into the stomach. The proper

*antidote* is magnesia or chalk, or solution of soap, and mucilaginous drinks should be afterwards freely administered.

ACIDUM SULPHURICUM DILUTUM (*Diluted Sulphuric Acid*) contains two troyounces of sulphuric acid in a pint of acid diluted with distilled water. It is given as a tonic, refrigerant, and astringent, in the dose of from ten to thirty drops, three times a day, in water, and should be sucked through a tube to prevent injury to the teeth. This acid is a particularly valuable remedy in typhus and typhoid fevers, colliquative perspirations, cholera, and choleraic diarrhœa; and it is the best corrective for phosphatic lithiasis. Some observations have been made which seem to assign it prophylactic powers against epidemic cholera. It is used externally as a gargle and a wash to ulcers.

ACIDUM SULPHURICUM AROMATICUM (*Aromatic Sulphuric Acid*), or *Elixir of Vitriol*, is made by digesting six troyounces of sulphuric acid in a pint of alcohol, then percolating a troyounce of ginger and a troyounce and a half of cinnamon with alcohol till a pint of tincture is obtained, and mixing the tincture with the diluted acid. It is a reddish-brown liquid, with an aromatic odour and a pleasant acid taste; and is an agreeable substitute for the diluted sulphuric acid, administered in the same doses.

ACIDUM SULPHUROSUM (*Sulphurous Acid*) is made by heating sulphuric acid with charcoal and distilled water. The sulphuric acid is deprived of an equivalent of oxygen by the charcoal, and becomes sulphurous acid ( $H_2SO_3$ ). It is a colourless liquid, having the smell of burning sulphur and a sulphurous, sour, and somewhat astringent taste. It has been only of late years employed in medicine, and is believed to have a special influence in destroying parasitic life. It is readily absorbed by the stomach, and is eliminated by the urine and fæces as a sulphate. Internally, it is very efficacious in sarcina ventriculi, or yeast vomiting; dose, fʒj, largely diluted with water. Externally, it is used in skin diseases (particularly those of a parasitic nature, either animalcular or cryptogamous), diluted with two or three measures of water or glycerin. The

*sodium sulphite*—*sodii sulphis* ( $\text{Na}_2\text{SO}_3, 7\text{H}_2\text{O}$ )—is used as a substitute for sulphurous acid, which is developed from the salt by any of the organic acids. It occurs in white, efflorescent, prismatic crystals, of a sulphurous taste, soluble in four parts of cold and one part of boiling water. Dose,  $\mathfrak{zj}$ , three times a day; a solution ( $\mathfrak{zj}$ — $\mathfrak{f}\mathfrak{zj}$  of water) is a good local application in erysipelas. The *sodium hyposulphite* ( $\text{Na}_2\text{S}_2\text{O}_3, 5\text{H}_2\text{O}$ ) is used for the same purposes. It occurs in white, tabular crystals, of a pearly lustre and sulphurous taste, which are very deliquescent, and very soluble in water and alcohol and insoluble in ether. Dose, gr. x—xx, three times a day, and for *external use*,  $\mathfrak{zj}$  dissolved in water  $\mathfrak{f}\mathfrak{zj}$ . Both the sodium sulphite and hyposulphite have been found efficacious in intermittent and remittent fevers. The sulphite is perhaps the more efficacious salt. *Potassii sulphis* (*potassium sulphite* ( $\text{K}_2\text{SO}_3, 2\text{H}_2\text{O}$ )) occurs in white, opaque fragments or powder, of a saline and sulphurous taste, very soluble in water; its uses and doses are the same as those of sodium sulphite. The *magnesium sulphite* ( $\text{MgSO}_3, 6\text{H}_2\text{O}$ ) is also employed in zymotic diseases, and is less unpalatable than the sodium salt, and besides contains a larger proportional quantity of acid. The sodium, potassium, and magnesium sulphites are employed in the treatment of purulent infection. *Calcium* and *ammonium sulphites* have been also recommended. The *sulphides* appear to possess the power of checking the formation of pus. On this ground they are highly lauded in boils, carbuncles, etc., by Dr. Ringer. *Calcium sulphide* (*calxsulphurata*), given in hourly doses, gr.  $\frac{1}{10}$ , is the salt recommended. In eight cases of chancroidal bubo I found the use of calcium sulphide of apparent service in promoting their resolution. The dose employed was gr.  $\frac{1}{5}$ — $\frac{1}{2}$  s. t. d.

ACIDUM NITRICUM (*Nitric Acid*) ( $\text{HNO}_3$ ) is obtained by the action of sulphuric acid upon potassium nitrate. When pure it is colourless; but as found in the shops it is usually of a straw colour, owing to the presence of nitric peroxide. It should have a sp. gr. 1.420 (when it contains 60 per cent. of anhydrous acid), and is a corrosive, sour liquid, evolving white

fumes when exposed to the air. It may be recognized by giving off orange-coloured fumes when added to metallic copper and other metals, by the morphia test (see p. 57), and by striking a blood-red colour with brucia; diphenylamia has lately been found to be a delicate test, producing a permanent blue colour with nitric acid. Nitric acid is readily absorbed by the blood, and probably exists there either in the form of nitrates or combined with albumen (Gubler). Nitric acid stimulates the glandular apparatus of the intestinal canal, which seems to be due to a local action. It is probably eliminated as a nitrate by the kidneys. Locally, nitric acid is a powerful *caustic*, acting by abstracting water and combining with the alkaline bases of the tissues. It is employed, in the concentrated form, as an escharotic to destroy warts and stimulate indolent sinuses, and diluted, as an astringent wash or gargle. Cases of poisoning from this acid are to be treated with magnesia or soap and mucilaginous drinks. In poisoning from nitric acid, the fauces and mouth are covered with yellow eschars, due to the formation of picric acid. Internally, it is used in the form of

ACIDUM NITRICUM DILUTUM (*Diluted Nitric Acid*), which contains three troyounces of acid in a pint of diluted acid. This is given as a substitute for sulphuric acid, but is more apt to disagree with the stomach; it is also employed as an alterative in syphilis, and has been found useful in whooping-cough. Combined with laudanum and camphor-water, nitric acid is much used in the treatment of dysentery under the name of *Hope's Camphor Mixture* (camphor water fʒviij, nitric acid fʒi, laudanum 25 drops); dose, fʒss, repeated. Dose for internal use, 20 to 40 drops, three times a day, reduced with water.

ACIDUM HYDROCHLORICUM (*Muriatic Acid*) is an aqueous solution of hydrochloric acid gas (HCl), of sp. gr. 1.160, and is obtained by the action of sulphuric acid on a solution of sodium chloride. It is, when pure, a transparent, colourless liquid, but has often a yellow colour, owing to the presence of chlorine, iron, or other contamination. It gives off dense white fumes when in contact with ammonia, and evolves chlorine gas

when heated with manganese dioxide; in the diluted state it produces, with solution of silver nitrate, a white precipitate, insoluble in boiling nitric acid, but soluble in ammonia. Locally, it is an active caustic, abstracting water and uniting with the alkaline bases of the tissues. Strong baths of muriatic and the other mineral acids exert a powerful influence upon the skin. Hydrochloric acid is readily absorbed by the stomach, either as a chloride or joined with albumen. Hydrochloric acid, in small quantities, augments the digestive power of the gastric juice, since the acidity of that fluid depends on muriatic acid. Hydrochloric acid is chiefly eliminated by the urine. It has a corrosive taste and a suffocating odour, and is an active poison, though less irritating than sulphuric and nitric acids. Magnesia or soap is the proper antidote. It is used externally as a caustic, and as an application in diphtheria, ulcerative and gangrenous stomatitis, etc.; internally, in the form of

ACIDUM HYDROCHLORICUM DILUTUM (*Diluted Muriatic Acid*), which contains four troyounces of acid in a pint of diluted acid. This is employed in typhoid and typhus fevers, malignant scarlatina, etc.; also to counteract phosphatic deposits in the urine, to prevent the generation of worms, in syphilis, in dysentery, and in some forms of dyspepsia. Dose, twenty to sixty drops, which may be given in infusion of rose.

ACIDUM NITRO-HYDROCHLORICUM (*Nitro-Muriatic Acid*). This acid is made by mixing three troyounces of nitric acid with five troyounces of muriatic acid, the resulting reaction liberating chlorine, and forming chloronitrous acid and water, as follows:  $\text{HNO}_3 + 3\text{HCl} = \text{Cl}_2 + \text{NOCl}$  (chloronitrous acid)  $+ \text{H}_2\text{O}$ . It has a deep golden-yellow colour, and emits the smell of chlorine, which is the chief active constituent. *Internally*, it is employed as a stomachic tonic, and is thought also to be particularly efficacious in oxaluria and diseases of the liver and in syphilis. Rutherford's experiments on dogs show that it is a hepatic stimulant. It should not be given with mercurials. *Externally*, it is used as a bath, either local or general, in oxaluria, syphilis, and chronic hepatitis, for which purpose one or two ounces of acid may be added to a gallon of water. Dose,

from two to five drops, properly diluted, and carefully increased.

ACIDUM NITRO-HYDROCHLORICUM DILUTUM (*Diluted Nitro-Muriatic Acid*) contains four troyounces of acid in a pint of diluted acid; dose, ten to twenty drops.

#### ORDER V.—ASTRINGENTS.

These are medicines which produce contraction and corrugation of the tissues by a local action. Their constitutional effects are somewhat analogous to those of tonics; and, like them, they increase the tone and vigour of the body, and exercise a control over various disorders of the nervous system. But they are chiefly employed to cure relaxation of the fibres and tissues, to subdue inflammation of superficial parts, and to arrest hemorrhage and excessive discharges from mucous membranes or other secreting surfaces. In checking morbid discharges from the bowels, astringents diminish the secretions from the intestinal canal, and restrain their peristaltic movements, accomplishing this by a local action. They are divided into *Vegetable* and *Mineral* astringents. Most of the former owe their astringency to the presence of a principle termed TANNIC ACID, and differ from tonics in the absence of bitterness. The mineral preparations usually classed among astringents are those of alum and lead, and are distinguished from the mineral astringent tonics by their more decided astringency and a sedative action on the vascular system.

#### VEGETABLE ASTRINGENTS.

##### ACIDUM TANNICUM—TANNIC ACID.

This acid, which is the active principle of the vegetable astringents, is usually extracted from powdered nutgall by the action of washed ether. The nutgall, made into a soft paste with ether, is enveloped in a canvas cloth, and is pressed be-

tween tin plates; the resulting cake is again mixed with washed ether and expressed; and the expressed liquids are mixed, evaporated and dried; the water seems to be the solvent which extracts the tannic acid. It is a light, feathery, non-crystalline powder, of a yellowish-white colour and a strongly astringent taste, is very soluble in water, and soluble, though less so, in alcohol and ether. It produces a white flocculent precipitate with solution of gelatine, a bluish-black precipitate with ferric salts (ink), and white precipitates with solutions of the vegetable alkalies; and these substances are to be, therefore, considered *incompatible* with all the vegetable astringents. There is a variety of tannic acid (*mimo-tannic acid*) obtained from kino, catechu, and some other substances, which strikes a *greenish-black* precipitate with the salts of iron, and is not convertible into gallic acid. Tannic acid is  $C_{14}H_{10}O_9$ ; it is a glucoside, yielding, like many other substances, glucose when boiled with diluted sulphuric or hydrochloric acid, the other product being gallic acid. The most recent investigators consider tannin to be the anhydride of gallic acid, in the way that  $SO_3$  (sulphurous anhydride) is the anhydride of sulphuric acid ( $H_2SO_4$ ).

*Effects and Uses.*—Tannic acid applied locally to mucous membranes is a powerful astringent, and is applicable to all the cases in which astringents are useful. Tannic acid precipitates peptones from watery solutions, but this does not take place in the presence of muriatic acid (Lewin). It checks the secretions of the mouth and stomach by constricting the calibre of the vessels, and it restrains intestinal peristaltis. Injected into the veins in large amount it coagulates albumen, causing fatal thrombosis. Introduced in the same way, more slowly, in moderate quantities, it exists as tannate of albumen, being held in solution by the alkaline carbonates (Lewin). It is now believed that, owing to its coagulating influence on albumen, tannic acid is not absorbed in the stomach, and cannot produce constitutional effects until converted into gallic acid; but this is probably again changed in the blood into tannic acid. It is eliminated as tannic, gallic, and pyrogallic acids by the kid-

neys and intestinal canal. It is used internally in the treatment of diarrhœa, dysentery, cholera, hemorrhage, colliquative sweats, etc.; also as an enema in diarrhœa, dysentery, prolapsus ani, and fissure of the rectum; and, as a topical application, in hemorrhages, inflammations, and morbid discharges from mucous membranes, ulcers, etc. It is perhaps the best form in which the vegetable astringents can be employed, owing to the certainty and minuteness of the dose in which it can be given. Dose, gr. j to gr. iij or iv, in pill, occasionally repeated. *Troches of tannic acid* are made by rubbing together tannic acid, powdered sugar, and powdered tragacanth, and forming a mass with orange-flower water; each troche contains a grain of tannic acid. *Suppositories of tannic acid* contain each two grains of tannic acid. For external use, the *glycerite of tannic acid* (*glyceritum acidi tannici*) is employed; it is made by rubbing together and dissolving at a gentle heat tannic acid in glycerin. *Ointment of tannic acid* (*unguentum acidi tannici*) is made by rubbing up 30 grains of tannic acid with a troy-ounce of lard.

#### ACIDUM GALLICUM—GALLIC ACID.

This principle is found in many of the vegetable astringents, but less uniformly than tannic acid, and is probably the result of changes which the latter has undergone. It is prepared by exposing a mixture of nutgall in water to the air, in a warm place, for a month, when the tannic acid is gradually converted into gallic acid by the absorption of a molecule of water, since the most recent experimenters (H. Schiff, Sac, and Löwe) have shown that tannic acid is the anhydride of gallic acid; it is purified by being boiled in water and filtered through animal charcoal. Gallic acid is  $\text{H}_3\text{C}_7\text{H}_3\text{O}_5 + \text{H}_2\text{O}$ . It is distinguished from tannic acid by not coagulating albumen or gelatin. With ferric salts it forms blue-black precipitates, and it unites with organic and inorganic bases to form gallates. For internal use, gallic acid is preferable to tannic, since it does not coagulate albumen. It occurs in small silky, nearly colourless

crystals, having a slightly acid and astringent taste, and is soluble in boiling water, and slightly so in cold water.

*Effects and Uses.*—Gallic acid is a valuable astringent, which has of late been extensively employed in hemorrhagic disorders, as uterine hemorrhage, hemoptysis, hæmaturia, bloody diarrhœa, etc. Both tannic and gallic acids have been found useful in albuminuria. Gallic acid has but feeble local astringent powers, and is probably converted into tannic acid in the blood. Given by the stomach, it is more efficacious than the latter acid. It may be given in doses of gr. ij to gr. v, in pill, every two or three hours. *Glycerite of gallic acid* is made by the same formula as that of *tannic acid*, but neither is officinal.

#### GALLA—NUTGALL.

Nutgall is an EXCRESCENCE found upon *Quercus infectoria*, the Gall Oak (*Nat. Ord. Cupuliferæ*), a small tree or shrub of Asia Minor. The gall-nuts are produced by the puncture of the buds by a fly (*Cynips quercûsfolii* or *Diplolepis gallæ tinctoriæ*) to form a nidus for its eggs. This occasions an irritation and flow of juices to the part, resulting in the formation of a tumour round the larvæ, which, on attaining maturity, perforate the gall and escape. Galls are produced chiefly in Syria and Asia Minor, and are imported from the Levant. They are brought also from Calcutta, being collected to some extent in India. Galls are spherical, about the size of a hickory-nut, with small tubercles on their surface. The best are *bluish* or *black* externally and grayish within, without odour, and of a very astringent, bitter taste. They yield their properties to both water and alcohol, but best to the former, and contain *tannic acid*, 50 to 60 per cent., and *gallic acid*, 3 per cent.; mucilage, sugar, etc. *White* galls are collected after they have been perforated by the insect, and are inferior in astringency, containing only 30 per cent. of *tannic acid*.

*Effects and Uses.*—Galls are powerfully astringent, but are not much used internally. In the form of infusion or decoction they are employed as enemata in diarrhœa and dysentery,

and also as gargles. Dose of the *powder*, gr. x to gr. xx. The *tincture* (℥iv to diluted alcohol Oij) may be given in the dose of f℥j to f℥iij, but it is used chiefly as a chemical test. The *ointment* (℥i to lard ℥i) is a favourite application in hemorrhoids, and may be advantageously combined with opium (℥ss to ointment ℥j).

#### CATECHU.

Catechu, formerly called *Terra japonica*, is an EXTRACT of the wood of *Acacia catechu*, a small prickly tree of India (*Nat. Ord.* Leguminosæ). Twelve or fifteen varieties of the drug are described by pharmacologists; but it is usually met with in the shops in masses of various shapes and sizes, of a rusty-brown colour externally, and varying internally from a reddish or yellowish-brown to a dark-brown colour. The best is of a dark colour, and is easily broken into small angular fragments, with a smooth, glossy surface, bearing some resemblance to kino. It is without smell, and has an astringent, bitter taste. It contains about 50 per cent. of *catechu-tannic acid*, which strikes a *greenish-black* precipitate with ferric salts, and about 30 per cent. of an extractive, called *catechuic acid*, or *catechin*, to both of which it owes its peculiar properties; also, in small amount, *quercitrin* and *catechu-red*.

*Effects and Uses.*—This is one of the most powerful and valuable of the vegetable astringents, possessing also mild tonic properties. It is much employed in combination with other remedies in diarrhœa, dysentery, hemorrhages, and in all cases of immoderate discharge unattended with inflammatory action. It is best administered half an hour before meals. It is a good deal used in relaxed conditions of the mouth and throat, to relieve the hoarseness of public speakers, also in aphthous ulcerations of the mouth and spongy affections of the gums. Topically, it is employed as a styptic, and in solution as an injection in gonorrhœa and gleet, etc. Dose of the powder, gr. x to ℥ss in bolus or emulsion.

INFUSUM CATECHU COMPOSITUM (*Compound Infusion of*

*Catechu*) is made by adding boiling water (Oj) to powdered catechu (ʒss) and cinnamon (ʒj); dose, fʒj to fʒij, three or four times a day. Of the *tincture* (ʒij to diluted alcohol Oij, with cinnamon ʒij) the dose is fʒj to fʒij.

## KINO.

The term *Kino* is applied to the products of several trees. Five varieties are known. 1. East India kino, which is the most common, and is the INSPISSATED JUICE of *Pterocarpus marsupium*, a lofty tree of Malabar. 2. African kino, the original variety introduced into Europe, but not now met with; obtained from *Pterocarpus erinaceus*. 3. Botany Bay kino, the *concrete juice* of *Eucalyptus resinifera*, a large tree of Australia. 4. Bengal or Palas kino, from the *Butea frondosa*. (All these trees belong to the *Nat. Ord.* Leguminosæ.) 5. Jamaica and Caraccas kino, the *extract* of the wood and bark of *Coccoloba uvifera*, or Seaside Grape (*Nat. Ord.* Polygonaceæ), a small tree of South America and the West Indies.

East India kino is met with in small angular, shining fragments, of a dark-brown or reddish-brown colour, brittle, without smell, but with a very astringent taste. It contains *kino-tannic acid*, *kino-red*, *pyrocatechin* (a trace), and *kinoïn*.

South America kino comes in large masses, externally very dark, and internally of a deep reddish-brown colour.

Jamaica kino is like the last, but contained in large gourds.

*Effects and Uses.*—Kino is a powerful astringent, and is much used in diarrhœa, chronic dysentery, leucorrhœa, gonorrhœa, hemorrhages, etc. Externally, it is employed as a styptic, and as a stimulant to indolent ulcers. Dose, of the *powder*, gr. x to ʒss; of the *tincture* (ʒvj (mixed with an equal bulk of dry sand) to diluted alcohol fʒviiij), fʒj or fʒij may be given, and it is frequently added to chalk mixture in diarrhœa. It becomes gelatinous if kept for any time, but this may be prevented by mixing with fʒiv of alcohol fʒj of water and fʒj of glycerin, instead of the diluted alcohol of the officinal formula.

## KRAMERIA—RHATANY.

Rhatany is the ROOT of *Krameria triandra* (*Nat. Ord. Polygaleæ*), a shrub of Peru. It occurs in woody cylindrical pieces, of the thickness of a goose-quill to twice that size—many radicles being often united to a common head. They have a dark, reddish-brown bark and a tough central ligneous portion, of a lighter red colour. They are without smell, but have a very astringent, slightly bitter and sweetish taste, which is much stronger in the cortical than the ligneous portion; and hence the smallest pieces should be preferred, as they contain the most bark. Rhatany yields a large proportion of *kramero-tannic* or *rhatania-tannic acid* and rhatanic red. It imparts its properties to both cold and boiling water, but more fully to alcohol.

*Effects and Uses.*—Rhatany is powerfully astringent, with some tonic properties. It is much used in the treatment of diarrhœa, dysentery, hemorrhages, etc., and as an enema Trousseau strongly recommends its use in fissure of the anus and in tenesmus due to chronic dysentery or hemorrhoids; it is also used in hemorrhoids, leucorrhœa, etc. The powdered extract is an ingredient in many tooth-powders, and the tincture is used also as an astringent mouth-wash. Dose of the *powder*, gr. xx to gr. xxx. But it is more employed in *infusion* (℥i to boiling water Oj), dose, f℥j or f℥ij; *watery extract*, dose, gr. x to gr. xv; *fluid extract*, dose, f℥ss-i; *tincture* (℥vi to diluted alcohol Oij), dose, f℥j to f℥ij; and *syrup*, dose, f℥j to f℥ss.

## HÆMATOXYLON—LOGWOOD.

Logwood, or Campeachy wood, is the HEART-WOOD of *Hæmatoxyton Campechianum* (*Nat. Ord. Leguminosæ*), a medium-sized tree of Campeachy and other maritime parts of tropical America, and now naturalized in the West Indies. The portion used in medicine, and also as a dye, is the heart-wood, from which the bark and white sap-wood are removed previous to exportation. It is imported in billets of different

sizes, of a dark colour externally and a deep red internally; in the shops it is kept in chips or raspings. It has a sweetish, astringent taste and a feeble, not unpleasant, smell. It contains *tannic acid*, a colouring principle called *hæmatin* or *hæmatoxylin*, volatile oil, resin, etc.

*Effects and Uses.*—It is a mild astringent, useful in chronic diarrhœa and dysentery, and particularly well adapted to the weakened condition of the bowels which follows cholera infantum, and is also much employed in the diarrhœa of phthisis. It is given either in *decoction* (ʒi to water Oij, boiled down to Oj), in the dose of fʒj to fʒij to adults, and fʒj to fʒij to children; or watery *extract*, in the dose of gr. x to ʒss, in solution.

QUERCUS ALBA—WHITE OAK. QUERCUS TINCTORIA—  
BLACK OAK.

The barks of several species of American oaks possess astringent properties, and are probably to be found in the shops, but the only officinal varieties are *Quercus alba*, White Oak, and *Quercus tinctoria*, Black Oak (*Nat. Ord.* Cupuliferæ). The INNER BARK is the portion used, but the leaves and acorns also are astringent. *White-oak bark* is distinguished by its whitish colour. When prepared for use, it is deprived of its epidermis, and is of a light-brown colour and fibrous texture, with an astringent and bitterish taste. Water and alcohol extract its virtues, which depend mainly on the presence of *querci-tannic acid*, with a bitter principle termed *quercin*. *Black-oak bark* is more furrowed, has a darker colour, a more bitter taste, and stains the saliva yellow when chewed; it is much employed as a dye, under the name of *quercitron*. It contains a larger proportion of *querci-tannic acid* than the white-oak bark, and a yellow colouring matter, *quercitrin*.

*Effects and Uses.*—A decoction of white-oak bark is a good remedy in diarrhœa and hemorrhoids, and is employed as an enema in hemorrhoids and prolapsus and fissure of the anus, as a gargle in relaxation of the uvula, and as an injection in

leucorrhœa. It is used as a bath in the bowel complaints of children ; and a poultice of the ground bark is applied in gangrene. Black-oak bark is too irritating for internal exhibition ; but for external use is a stronger astringent than the white-oak bark. Of the *decoction of white oak* (*decoctum quercûs albæ*) (℥i to water Oj), f℥ij may be taken frequently.

## GERANIUM.

One of the most powerful of the *indigenous* astringents is *Geranium maculatum*, Crowfoot, or Cranesbill (*Nat. Ord. Ge-*

Fig. 15.



raniaceæ), a perennial herbaceous plant, growing in moist woody situations, with an erect stem one to two feet high, pale-green, mottled leaves, and large purple flowers, which appear in April and May. The part used is the RHIZOME, which should be collected in the autumn. This, when dried, occurs in wrinkled, rough pieces, from a quarter to a half an inch in thickness, furnished with slender fibres, of a dark-brown colour externally and a pale flesh-colour within. It has an astringent but not bitter taste and no smell, and contains tannic and gallic acid, with some mucilage.

*Effects and Uses.*—This is an excellent simple astringent, agreeing very well with the stomach, and might be advantageously substituted for more expensive foreign drugs. It may be used internally to fulfill the indications of kino, rhatany, etc., in bowel complaints and hemorrhages, and topically as an enema, gargle, injection, etc. It is also a valuable styptic. Dose, in *powder*, gr. x to xx; of the *decoction* (℥i to water Oj), f℥j to f℥ij may be given; this is not officinal. A decoction in milk is given to children. The *fluid extract* may be given in doses of ʒss-ʒi.

#### HAMAMELIS—WITCHHAZEL.

Hamamelis Virginica, or Witchhazel (*Nat. Ord.* Hamamelaceæ), is a shrub, from six to ten feet high, growing in the damp woods of the United States and Canada. The LEAVES are the officinal part of the shrub, and should be collected in autumn. They are bitter and astringent. The bark may also be used. Hamamelis contains *tannic acid* (8·10 per cent.), a volatile principle not yet accurately determined, etc.

*Effects and Uses.*—Hamamelis is an astringent, and, according to Phillips, possesses probably a hemostatic and shrinking power over veins, especially those of the skin and mucous membranes. It has been used with success in passive hemorrhages, in hæmatemesis, hæmophthisis, and in hæmaturia. It is very beneficial in hemorrhoids, checking the bleeding and reducing the size of the enlarged veins. For this purpose it may be

given internally and used as an injection, beginning with ℥j to water ℥ij, and gradually increasing the strength. The injection should be taken morning and evening, and retained. It must be continued for some time (H. M.). It is also recommended in varicocele, and locally in inflammations and congestions. The *fluid extract* is the only officinal preparation; dose, ℥ss-j.

The following vegetable astringents deserve notice, though less frequently employed than the foregoing :

GRANATI FRUCTUS CORTEX (*Pomegranate Rind*) (not officinal). This is the KIND OF THE FRUIT of *Punica granatum*, the Pomegranate tree (*Nat. Ord.* Granataceæ), a small tree of northern Africa, Syria, and Persia, now naturalized in the warmer portions of Europe, the West Indies, our Southern States, etc. The rind of the fruit is a powerful astringent, containing 28 per cent. of *tannic acid*, but is little used internally, from its liability to occasion nausea. Dose, in *powder*, gr. xx to ℥ss; but it is best given in decoction (a ℥j to water Oj), dose, f℥j.

ROSA GALLICA (*Red Rose*); ROSA CENTIFOLIA (*Pale Rose*). The PETALS of these two species of rose are officinal, but those of almost every other species of cultivated rose may be employed for the same purpose as *Rosa centifolia*, which is not astringent. The red rose is a mild astringent, and is chiefly used in conjunction with sulphuric acid in the *infusum rosæ compositum*—*compound infusion of rose*; dose, f℥ij to f℥iv. The *confection* is used as a basis for pills. *Mel Rosæ* (*Honey of Rose*), made with diluted alcohol and clarified honey, is used as an addition to gargles; the *syrup* is added to mixtures. The pale rose is slightly laxative. *Aqua Rosæ* (*Rose Water*), distilled from the pale rose, is much employed in collyria, etc. *Unguentum Aquæ Rosæ* (*Ointment of Rose Water*) is made by melting together expressed oil of almond, ℥ijss, spermaceti, ℥i, white wax, ℥ij, and then gradually adding rose water, f℥ij; this is a very soothing application, much used under the name of *cold cream*.

DIOSPYRUS (*Persimmon*) (not officinal). The UNRIPE FRUIT

of *Diospyros Virginiana* (*Nat. Ord. Ebenaceæ*), an indigenous tree, is employed in diarrhoea, dysentery, and uterine hemorrhage, in infusion, syrup, and vinous and acetous tinctures. The bark is bitter and astringent.

**RUBUS** (*Blackberry*). The BARK OF THE ROOT of *Rubus villosus* and *Rubus Canadensis* (*Nat. Ord. Rosaceæ*), the former an erect, prickly shrub, and the latter a creeping brier, are very efficient mild astringents, which have been used with excellent effect in bowel complaints, especially those of children. The astringency resides principally in the cortical portion, and hence the smallest roots should be preferred; of the *decoction* (not officinal) (ʒj to water Oj), fʒij may be taken frequently. The *fluid extract* may be given in doses of fʒj-ij; the syrup is made by adding Oss of the fluid extract to syrup Ojss. Dose, fʒss.

**CASTANEA** (*Chestnut*). The LEAVES of the *Castanea vesca* (*Nat. Ord. Cupuliferæ*), a stately tree indigenous to both hemispheres, are officinal. They should be gathered in the autumn while still green. They contain *tannin*, etc., and are used principally in whooping-cough. Dose of the *fluid extract*, fʒss-ij. A large number of vegetable substances, both indigenous and foreign, have been used as astringents in addition to those enumerated, the astringent principle being the most common medicinal property with which plants are endowed. The foregoing list comprises the more important.

#### MINERAL ASTRINGENTS.

#### PLUMBI PRÆPARATA—PREPARATIONS OF LEAD.

Metallic lead is considered inert. The sulphide and sulphate are probably also inactive; but with these exceptions, all the compounds of lead possess more or less activity. When applied locally in solutions not too concentrated, they coagulate albumen, contract the bloodvessels, and consequently blanch the tissues. When more highly concentrated solutions are applied, they act as irritants, producing inflammation. When

administered in therapeutical doses, they act as astringents in the alimentary canal, checking secretion and causing constipation. Rutherford states that lead acetate is the only drug which decreases the secretion of bile without causing purgation, and attributes this effect to a direct action on the liver. The lead preparations probably enter the blood as albuminates. After absorption they produce a diminution in the volume and frequency of the pulse and in the activity of the secreting functions, and frequently arrest sanguineous discharges, both natural and artificial. In excessive doses, several of the saturnine compounds are irritant and corrosive poisons, giving rise to gastro-enteric inflammation, and sometimes to paralysis, coma, and collapse. The toxic dose of lead acetate is ℥i-ij. It is rarely fatal, owing to the vomiting it produces. The proper *antidote* is sulphuric acid or some alkaline or earthy sulphate, in solution in a large quantity of diluent. The *tests* for lead are sulphuretted hydrogen and a solution of potassium iodide; the former strikes a black and the latter a yellow precipitate with soluble lead salts. The editor has ascertained that sulphuretted hydrogen will detect one part of a soluble lead salt in one million parts of water (Am. J. M. S., Oct., 1878).

When the system becomes impregnated with lead, either from the too long-continued use of its preparations medicinally, from drinking water drawn through lead pipes, or from exposure to its influence in lead-factories, etc., a peculiar kind of *chronic poisoning* is produced, which shows itself in a variety of symptoms. The most usual form of lead-poisoning is *colic*, sometimes termed *colica Pictonum*, and *painter's colic*, which is characterized by sharp abdominal pains, with hardness and depression of the abdominal parietes, obstinate constipation, nausea, vomiting, etc. Dr. Earnest Harneck, from experiments on the lower animals, concludes that *colica Pictonum* is due to intense excitation of the intestinal ganglia by the lead, producing arrest of peristalsis from spasm of the muscular coat, and recommends belladonna or atropina as affording speedy relief. Next in frequency is *lead-arthralgy*, in which there are severe pains in the limbs, attended by cramps, hardness and tension

of the painful parts. *Lead-paralysis* is another, though less common, variety of the disease, and is characterized by a loss of voluntary motion, owing to the want of contractility of the muscular fibres of the affected parts. It most frequently affects the upper extremities, and the extensor rather than the flexor muscles. Occasionally, functional *disease of the brain* is also observed as one of the consequences of lead-poisoning. The absorption of lead into the system is recognized by a saturnine coloration of the gums, of the mucous membrane of the mouth, and of the teeth. In a series of experiments made by the editor, the fact was established that the emanations from fresh lead paint do not contain lead. It seems proven, therefore, that in order to induce saturnine poisoning, actual contact is necessary with paint or lead in some form (Am. J. M. S., Oct., 1878). The *antidotal* treatment of chronic lead-poisoning consists in the internal administration of solutions of sulphuric acid and of soluble alkaline and earthy sulphates, and in the use of baths of potassium sulphide, dissolved in warm water, by which the salts of lead, deposited on the skin, are converted into the insoluble sulphide. Potassium iodide is employed as an *eliminative* remedy. For lead-colic, a combination of cathartics and opiates has been employed; but the best remedy is alum, in doses of  $\mathfrak{5j}$  or  $\mathfrak{5ij}$ , every three or four hours, dissolved in some demulcent liquid. In the treatment of lead-palsy, strychnia and electricity may be used, but it is a very intractable form of the disease. The use of sulphuric acid lemonade is resorted to, by workmen in lead factories, as preventive of lead-poisoning. Milk has been found also to answer the same purpose. By passing a strong solution of potassium or sodium sulphide, heated to the temperature of  $212^{\circ}$  F., through leaden pipes, the interior surface will become coated with an insoluble lead sulphide, and the water distributed through them will be free from contamination.

*Therapeutically*, the preparations of lead are employed as astringents, sedatives, and desiccants. For internal use the acetate is almost exclusively employed. It is a most valuable remedy in hemorrhages, from its combined sedative and astringent

gent influence, and is also very serviceable in fluxes from the mucous membranes, particularly of the bowels. Topically, lead-washes are employed to relieve superficial inflammation, to arrest morbid discharges, and as desiccants. They are objectionable, however, as eye-washes, from their often forming precipitates of lead upon the cornea.

**PLUMBI ACETAS** (*Lead Acetate*). This salt ( $\text{Pb}_2\text{C}_2\text{H}_3\text{O}_2 \cdot 3\text{H}_2\text{O}$ ), known also as *saccharum saturni* or *sugar of lead*, is made by immersing lead in distilled vinegar, or litharge in pyroligneous or crude acetic acid. It occurs in colourless, needle-shaped crystals, which effloresce on exposure to the air. They have an acetous odour and a sweetish, astringent taste, and are soluble in both water and alcohol. The mineral acids and their soluble salts, the alkalies and alkaline earths, and vegetable astringents, are *incompatible* with acetate of lead. The lead salts are *aided* in their depressing action upon the circulation by prolonged cold, ergot, veratrum viride, etc.; in their astringent effect on the tissues by the salts of zinc, copper, bismuth, etc.; and in their depressing influence on nutrition by mercury, antimony, copper, and other metals which increase tissue waste.

*Effects and Uses.*—The effects of this salt are those of the saturnine preparations which have been already described. Its medicinal influence is sedative and astringent. In hemorrhages it is employed *internally*, usually in combination with opium. This combination is also much resorted to in the treatment of diarrhœa, dysentery, and cholera, and may be prescribed with advantage to arrest the secretion of bronchitis and the night sweats of phthisis, and in the cure of internal aneurism. In yellow fever it is employed to check the hemorrhagic condition of the gastric mucous membrane. It is a dangerous remedy in chronic diseases, from the liability to lead-poisoning. As a *topical* remedy, acetate of lead, in aqueous solution, is extensively employed to relieve inflammation and diminish morbid discharges. *Dose*, gr. j or ij to gr. viij, two or three times a day. When applied to mucous membranes, the strength of the solution may be gr. ss to gr. j or ij to water f̄ij; for

phlegmonous inflammation, ℥ij to water Oj. *Suppositories of lead (suppositoria plumbi)* (not officinal) contain each 3 grains of acetate of lead; for *suppositories of lead and opium*, see p. 63.

LIQUOR PLUMBI SUBACETATIS (*Solution of Lead Subacetate*). This preparation, frequently termed *Goulard's Extract*, is an aqueous solution of the diacetate of lead ( $\text{Pb}_3\text{O}_2 \cdot 2\text{C}_2\text{H}_3\text{O}_2$ ), and is made by boiling acetate of lead and litharge in distilled water. It is a colourless liquid which is decomposed on exposure to the air, with the formation of insoluble lead carbonate, and occasions a dense white precipitate with solution of gum. In other respects it resembles a solution of acetate of lead.

*Uses*.—It is chiefly employed, diluted, to promote the resolution of external inflammation and arrest discharges from suppurating, ulcerated, and mucous surfaces. It may be advantageously employed in the moist varieties of eczema, and also in acute cases accompanied with much heat. The officinal dilution is *liquor plumbi subacetatis dilutus*, commonly known as *lead-water*, and consists of solution f℥ij to distilled water Oj. *Ceratum plumbi subacetatis*, or *Goulard's Cerate*, is made by mixing melted white wax with olive oil, afterwards adding Goulard's extract and camphor dissolved in olive oil; it is an admirable dressing to excoriated and blistered surfaces, burns, scalds, etc. *Linimentum plumbi subacetatis (liniment of subacetate of lead)* is made by mixing olive oil with Goulard's extract.

PLUMBI IODIDUM (*Lead Iodide*) ( $\text{PbI}_2$ ) is made by the double reaction of solutions of lead nitrate and potassium iodide. It is a bright-yellow, heavy, inodorous powder, volatilizable by heat, sparingly soluble in cold water, but more soluble in boiling water. It is used chiefly to reduce the volume of indolent tumours, and may be given internally in the dose of gr. iij–iv, or more, in pill; but it is principally employed externally in the form of *ointment* (℥j to ointment ℥vij).

PLUMBI NITRAS (*Lead Nitrate*) ( $\text{Pb}_2\text{NO}_3$ ), made by dissolving litharge in diluted nitric acid, occurs in white, nearly opaque, octahedral crystals, permanent in the air, of a sweet,

astringent taste, and soluble in water and alcohol. It may be given *internally*, as a sedative astringent, in doses of gr.  $\frac{1}{4}$  to gr. j, twice or thrice daily, in pill or solution. But its principal use is as a topical agent in the treatment of wounds, ulcers, and cutaneous affections. Dr. Fordyce Barker recommends it as an application to fissured nipples (gr. x in glycerin  $\mathfrak{z}$ j). The breast must be carefully washed before nursing. *Ledoyen's Disinfecting Fluid* is a solution of nitrate of lead  $\mathfrak{z}$ j in water f $\mathfrak{z}$ j.

PLUMBI OXIDUM (*Lead Oxide*) ( $\text{PbO}$ ), or *Litharge*, is prepared by blowing air through melted lead, and is obtained also in the process for extracting silver from argentiferous galenas. It occurs in minute yellowish or orange-coloured scales, insoluble in water, and is never employed *internally*. It is sometimes sprinkled over ulcers, but its chief use is in the preparation of *emplastrum plumbi*, or *lead plaster* (called also *diachylon*), which is made by boiling litharge with olive oil in water, and is, chemically, a mixture of lead oleate and margarate. It serves as a basis for most of the other plasters. *Emplastrum saponis* (*soap plaster*), made by rubbing up soap with lead plaster, is an excellent discutient. *Soap cerate* is made by melting together soap plaster and yellow wax, and afterwards adding olive oil.

PLUMBI CARBONAS (*Lead Carbonate*), or *White Lead* ( $2\text{PbCO}_3, \text{PbH}_2\text{O}_2$ ), is manufactured in this country by exposing lead to the fumes of vinegar or acetic acid, carbonic acid being derived from the fermentation of tan, in which the pots containing lead are packed; oxyacetate of lead, as formed, is converted into carbonate. It is a white powder, without smell or taste, and insoluble in water, and, as it occurs in commerce, is a compound of lead carbonate and hydrate ( $2\text{PbCO}_3, \text{Pb}_2\text{HO}$ ). It is never administered *internally*, but it is employed as a dusting powder—though there is danger of its absorption. *Unguentum plumbi carbonatis* ( $\mathfrak{z}$ j to ointment  $\mathfrak{z}$ vij) is a good application to burns, etc. White paint is used for the same purpose, but when applied to a large surface it may produce lead-poisoning.

## ALUMEN—ALUM.

Alum is a double salt, an aluminium and potassium sulphate ( $K_2Al_2(SO_4)_2 \cdot 24H_2O$ ). It is manufactured from aluminous schist, and sometimes by the direct combination of its constituents. It crystallizes in regular octahedrons; but it is commonly found in the shops in large colourless, transparent crystalline masses, without any regular form. It has an astringent and sweetish acid taste; by exposure to the air it slowly effloresces; it is soluble in cold water, and more so in boiling water; and when heated it undergoes the watery fusion, swells up, and gives out its water of crystallization, and is converted into a white, spongy mass, called *dried alum*. The alkalies and their carbonates, lime solution, magnesia and its carbonate, tartrate of potassium, acetate of lead, and tannic acid are *incompatible* with alum. It is *aided* in its action by the vegetable and mineral astringents.

Besides the potassium alum, there are varieties in which the potassium is replaced by some other base, as ammonium or sodium; the officinal alum was formerly the sulphate of aluminium and ammonium, but this has been superseded by potassium alum.

*Physiological Effects.*—The immediate topical effect of alum is that of a powerful astringent, in virtue of a chemical action on the tissues. When it is applied to a part in large quantities, the astringency is soon followed by irritation; and thus, taken internally in excessive doses, it gives rise to vomiting, griping, purging, and even inflammation of the gastro-enteric mucous membrane. After its absorption it acts as an astringent on the system generally, and produces astringency of the tissues and fibres, contraction of the capillaries, and a diminution of secretion, thus producing constipation. It is eliminated chiefly with the *fæces*. After large doses, Orfila detected it in the urine of dogs. Death has resulted in man from dried alum  $\mathfrak{ss}$ .

*Medicinal Uses.*—Alum is employed *internally* in hemorrhages, chronic diarrhœa, colliquative sweating, diabetes, etc., and it is sometimes combined with cubeb in the treatment of

gleet, gonorrhœa, and leucorrhœa. It has also been given as an emetic in croup. Its use in lead-colic has been alluded to. As a *topical* remedy it is valuable as an astringent antiphlogistic in ophthalmia, diphtheria, tonsillitis, etc.; to produce contraction of the tissues, in relaxation of the uvula, prolapsus ani, etc.; as a styptic in hemorrhages; and to arrest excessive secretion from the mucous surfaces. In hemoptysis and bronchitis, a strong solution of alum may be applied by atomization. *Dose*, gr. x to ℥j or ℥ij, in powder or solution, or made into pills with some tonic extract, and combined with an aromatic, as nutmeg, to prevent nausea. It may be agreeably given in the form of *whey*, prepared by boiling ℥ij with milk Oj, and straining, of which the dose is f℥ij. *Topically*, it is employed in the forms of powder, solution, and poultice, the latter of which is made by rubbing up whites of eggs with alum, and is applied to the eye in ophthalmia, between folds of linen. *Dried alum* (*alumen exsiccatum*) is employed internally in the dose of gr. v-x, and externally as a mild escharotic.

ALUMINII SULPHAS (*Aluminium Sulphate*) ( $Al_2SO_4, 18H_2O$ ) is employed externally as an astringent and antiseptic application to ulcers, an injection in gonorrhœa, etc. The aqueous solution is used to preserve bodies for dissection. A paste, made of a mixture of sulphate of aluminium and sp. nitrous ether, applied to the cavity of a carious tooth, is a good remedy for toothache.

#### ORDER VI.—STIMULANTS.

Stimulants are medicines which produce a rapid and temporary exaltation of the vital functions. Their influence is most conspicuous in conditions of morbid depression, when a marked tolerance of their action is established, and large amounts are borne. In health, when the powers of the system are at the normal standard, stimulants soon induce depression. *Topically*, they irritate and inflame the parts to which they are applied, and hence are classed with *irritants*.

Stimulants are employed principally in disorders known as

asthenic, and in all conditions of the system attended with exhaustion. From their action in arousing the energies of the nervous system, they exercise a control over many nervous disorders, particularly those of a spasmodic nature. They are also frequently given with a view to their action on some one or other of the secretions. As stimulants to the gastro-intestinal canal, they are administered to promote digestion (when they are called *stomachics*) and to dispel flatulence (when they are known as *carminatives*). Topically, they are employed as *rubefaciants*, *vesicants*, etc.

The more powerful and rapid stimulants are called *diffusible*. In overdoses, they act as violent narcotics and sedatives. The diffusible stimuli usually employed are vinous and spirituous liquors and the preparations of ammonia. Vegetable stimulants which contain a volatile oil are termed *aromatics*, and are usually given as stomachics and carminatives. Their volatile oils are also employed as local irritants.

#### DIFFUSIBLE STIMULANTS.

##### ALCOHOL.

Alcohol is a product which results from a process termed the vinous fermentation, in substances containing grape-sugar. At a temperature of 80° F., the presence of a fermenting body converts a solution of grape-sugar into alcohol and carbonic acid. Starchy substances, being convertible into grape-sugar, also yield alcohol. Alcohol is obtained from vinous or fermented liquors by repeated distillation. It is, chemically, an ethyl hydrate ( $C_2H_5HO$ ). Official alcohol should be of the sp. gr. 0.820. It is a colourless, inflammable liquid, wholly vaporizable by heat, and unites in all proportions with water and ether. Contamination of fusel oil or amylic alcohol may be detected by agitation with concentrated sulphuric acid, when, if the alcohol becomes coloured, the presence of the impurity is indicated in proportion to the depth of the colour; or solu-

tion of nitrate of silver, with exposure to a bright light, will convert fusel oil into a black powder.

*Physiological Effects.*—Alcohol is the intoxicating ingredient of all vinous and spirituous liquors. Locally, alcohol acts as an astringent by hardening the albumen and condensing the tissues. It evaporates rapidly, causing a feeling of coolness. When evaporation is prevented, it acts as an irritant (due to absorption and paralysis of the cutaneous vessels), and may even produce inflammation. When inhaled it may produce anæsthesia, stupor and death. Nervous system: when taken internally, in small doses, it stimulates the cerebral hemispheres, possibly by the hyperæmia induced; in large doses it causes excitement with impaired co-ordination of ideas; and in excessive doses it produces coma. Small doses stimulate the spinal cord, while larger amounts weaken the centres governing automatic motion and co-ordination, and lessen the sensibility of the cutaneous nerves, especially that of the fifth pair of cranial nerves. Large doses paralyze the vaso-motor nerves, giving rise to dilatation of the arterioles, flushing of the surface, and sensations of heat. In inflammatory diseases, medicinal doses contract the arterioles by giving tone to the vaso-motor system, and prevent the migration of white corpuscles (Farquharson). In toxic doses, the nervous centres are involved in the following order: 1. The gray matter of the convolutions and the higher functions of animal life (shown by disordered intellection). 2. The basic ganglia (shown by disordered sensation and motion). 3. The cerebellum (shown by disordered equilibration. This may be in part due to impairment of the muscular sense). 4. The spinal centres (shown by anæsthesia of the lower limbs, extending to the upper limbs and body, difficulty in performing automatic acts, impaired co-ordination, etc.). 5. The medulla oblongata (shown by labored breathing, and finally death from apnœa). Circulation: alcohol at first stimulates, but afterwards depresses, the cardiac motor ganglia. In small doses it increases the frequency of the cardiac beat, without affecting the force or rhythm, increasing the rapidity of the contraction and shortening the diastole (Parkes and Wollowicz), and also

elevating the arterial tension (Bartholow). This is soon followed by slowing of the heart and lowered arterial tension, and if the dose has been larger, by weak and irregular contraction. Large doses depress and paralyze the cardiac muscle (Wood, H. C.). Respiration is at first quickened, but afterwards slowed. In alcohol-narcosis the breathing is very slow, and death may result from apnœa. Temperature: small doses slightly elevate the temperature. If large amounts have been taken, the temperature is depressed, owing to the radiation of heat from the dilated cutaneous vessels, to lessened oxidation of tissue, and, in alcohol-narcosis, or in the case of animals, to muscular inactivity. The power of resisting cold is lessened by the habitual ingestion of alcohol. Secretion: the secretions are at first increased, then diminished. Alcohol diminishes the quantity of urea, uric acid, sodium chloride, phosphoric and sulphuric acids excreted in the urine. Sugar is sometimes found in the urine after the ingestion of alcohol. Small doses stimulate the liver, while larger amounts alter the quality of the bile, which may be profuse or scanty. The amount of carbonic acid exhaled from the lungs is diminished. Stomach: small doses increase the flow of gastric juice, by producing hyperæmia, and thus stimulate the appetite and digestion. Large doses check the gastric secretion, precipitate the pepsin, and cause anorexia and nausea. When taken habitually, it produces a slow interstitial inflammation of the mucous membrane with hyperplasia of the connective tissue elements, which, contracting, compress the gastric glands. The secretion will then be much diminished, and the mucous membrane will be covered with a ropy, glairy mucus. Blood: alcohol must be in a certain state of dilution before it can be absorbed. It is said to precipitate the albumen in the blood, but it must be in too diluted a condition to accomplish this, nor are the consequences of an occasional indulgence sufficiently serious to warrant this statement. It diminishes the power of the red corpuscle to carry oxygen, and changes the blood by its effect on the liver and digestion. Fat in the blood of drunkards is increased from 8.65 parts to 11.7 parts per 1000 (Le-

cann). Scharlau found 30 per cent. more carbon in the blood of drunkards than in that of healthy persons. This is due to the avidity with which alcohol combines with oxygen, preventing the oxidation of the hydrocarbons. Muscular system: muscular power is weakened; muscular sense diminished. Elimination: alcohol is eliminated unchanged by the kidneys, lungs, skin, and probably by the liver, traces having been detected in the bile by Dr. Percy. A portion of the alcohol (about  $\frac{3}{4}$ ) disappears in the system, probably being oxidized. The symptoms of acute and of chronic poisoning by alcohol are too well known to need description. The treatment in cases of poisoning from alcohol is the same as that which is to be pursued in cases of poisoning from opium. Ammonia is a physiological antidote. Mania-a-potu is found in acute poisoning from alcohol, and is due to the direct action of alcohol on a brain rather unaccustomed to its effects. It differs from delirium tremens, which is a delirium of trembling type found in chronic alcoholism. The habitual use of alcoholic narcotics in excess gives rise to a well-known train of mental and physical disorders: dyspepsia, visceral obstructions, cirrhosis of the liver, gout, dropsy, delirium tremens, paralysis, and even confirmed insanity.

*Medicinal Uses.*—Alcohol, in the form of vinous and spirituous liquors, is employed to rouse and support the system in debility, asphyxia, syncope, the latter stages of acute attacks, typhoid and typhus fevers, asthenic and malignant diseases, exhausting hemorrhages and suppurations, gangrene, to counteract the effects of the bites of venomous reptiles, in delirium tremens, and in poisoning from digitalis, tobacco, and other narcotics; also as a stomachic in colic, flatulence, indigestion, nausea, etc. In typhoid and typhus fevers, alcohol probably acts as a physiological antidote to the blood-poison, and should be given in the very first stages of the fevers. Indeed, the early administration of the preparations containing alcohol furnishes our best means of counteracting the depressing action of disease in general. The true stimulant or supporting effects of alcohol probably depend upon its appropriation by the

system through oxidation or other agency. In disease, large quantities are administered which cannot be recovered in the excretions. But in health, when the powers of the economy are at the normal standard, it probably circulates in the blood unchanged, and accumulates in the viscera or is eliminated by the secretions. In wakefulness due to cerebral anæmia, a little alcohol at bed time will often produce refreshing sleep. Alcohol should be given with food. As a topical application, alcohol is used to produce cold by its evaporation; as a styptic; to harden the cuticle over delicate parts; and as a stimulant. Mixed with white of eggs, it forms a good coating to bed-sores.

ALCOHOL DILUTUM (*Diluted Alcohol*), or *Proof Spirit*, consists of equal parts of alcohol and distilled water, and has a sp. gr. 0.928. It is used exclusively for pharmaceutical purposes.

VINUM (*Wine*). The fermented juice of the grape consists of water and alcohol in varying proportions, with *fixed and volatile acids, sugar, œnanthic acid and ether, tannic, malic, and other acids, bitartrate of potassium, etc.* Wine loses most of its cream of tartar by age. It is employed medicinally in typhus and typhoid fevers, exhausting chronic diseases, extensive suppurations, gangrene, etc. In typh-fevers it constitutes our chief therapeutic resource, and may be administered to the amount of one or two pints in the twenty-four hours, either pure or in the form of *wine-whey*. This is made by adding from a gill to half a pint of white wine to a pint of boiling milk, separating the curd from the whey, and flavouring with sugar and spices.

The officinal wines are VINUM ALBUM (*White Wine*), containing between 10 and 12 per cent. of absolute alcohol by weight; VINUM ALBUM FORTIS (*Stronger White Wine*), containing between 20 and 25 per cent. of absolute alcohol; and VINUM RUBRUM (*Red Wine*), containing between 10 and 12 per cent. of absolute alcohol. Red wines are more astringent than white, as they contain more tannic acid. *Port wine* contains tannic acid, and is used in dysentery, diarrhœa, etc., for its astringency. *Madeira*, which is the strongest of the white

wines, is an excellent stimulant, but may be objectionable from its acidity. *Champagne* is a pleasant stimulant where gastric irritability is present. Madeira and port contain about 23 per cent. of alcohol; sherry, 19 per cent.; champagne, 13 per cent. As articles of diet, the stronger wines, when used in excess, often produce gout, dropsy, and diseases of the kidneys and liver; and except in advanced age and in feeble constitutions, or where the tuberculous diathesis exists, cannot but be considered as objectionable.

SPIRITUS VINI GALLICI (*Brandy*) is obtained by the distillation of wine. It contains about 50 per cent. of *alcohol*, with *water, volatile oil, tannic acid, colouring matter*, etc. It is the best stimulus where a rapid and decided impression is called for, as in collapse, syncope, etc.; and, from the tannic acid which it contains, is useful in bowel complaints. SPIRITUS FRUMENTI (*Whisky*), obtained from fermented grain by distillation, is of about the same alcoholic strength as brandy, and may be substituted for it; it does not contain tannic acid. RUM (*Spiritus Sacchari*), the ardent spirit obtained from sugar, is more sudorific than brandy. GIN (*Spiritus Juniperi*) is corn spirit flavoured with oil of juniper; and owing to the oil of juniper which it holds in solution, it is an active diuretic as well as stimulant and stomachic. *Arrack*, the spirit of Eastern countries, is prepared from a fermented infusion of rice. SPIRITUS MYRCIÆ (*Spirit of Myrcia*), *bay rum*, the spirit obtained by distilling rum with the leaves of *myrcia acris*, is a refreshing local application.

The MALT LIQUORS are useful where permanent stimuli are called for, as in diseases tending to emaciation, chronic abscesses, etc. The best are porter and ale.

EXTRACTUM MALTI (*Extract of Malt*) is officinal. It is made by macerating and then digesting coarsely-powdered malt with water, straining and evaporating the fluid thus obtained to the consistence of a thick honey. It has a yellowish-brown colour and the sweet taste of malt. It contains some *dextrine, sugar, bitter* and *aromatic substances*, and is used as a tonic in debility and nervous exhaustion. It possesses little advantages over

good malt liquors. It is used as a vehicle for cod-liver oil. It aids the digestion of starch by promoting its conversion into dextrine and glucose. It may be given in doses ʒj–jv after meals.

AMMONIÆ PRÆPARATA—PREPARATIONS OF  
AMMONIA.

Ammonia (sometimes termed *volatile alkali*) is a gaseous compound of hydrogen and nitrogen ( $\text{NH}_3$ ), which is found abundantly as the result of the decay of organic substances, and is usually obtained by the action of lime on sal ammoniac (or ammonium chloride). It has a pungent odour, and is very soluble in water; it is a powerful stimulant and local irritant, but is rarely used in medicine.

*Physiological Effects.*—Locally, ammonia acts as an irritant, causing vesication, and, after prolonged contact, sloughing of the surface. When inhaled it produces inflammation of the laryngeal and bronchial mucous membranes, and may cause pneumonia. Nervous system: when injected into the veins of animals it causes convulsions, due to stimulation of the motor centres of the spinal cord and of its reflex functions. Circulation: after intravenous injection, a momentary fall in the arterial pressure takes place, followed by a decided and sudden rise (not due to any action on the vaso-motor nerves, as it occurs after section of the cord), and a corresponding increase in the rapidity of the pulse from stimulation of the accelerators of the heart (Wood, H. C.). Blood: it prevents coagulation of the blood, assists in retaining the fibrogenous materials in solution, and impairs the function of the red corpuscles as oxygen-carriers. Respiration: when injected into the veins the respiratory act is greatly accelerated. Elimination: it is probably, to a great extent, oxidized in the system, and is eliminated as nitric acid, and perhaps as urea, by the kidneys. The effects just described are produced also by the following preparations of ammonia, which are employed as diffusible stimuli:

AQUA AMMONIÆ FORTIOR (*Stronger Ammonia Water*). This is an aqueous solution of ammonia of the specific gravity 0.900. It is a colourless liquid, wholly volatilizable by heat, of a caustic, acrid taste and a very pungent odour of ammonia; and is too strong for medicinal use, internally, in its unmixed state, containing 28 per cent., by weight, of gaseous ammonia. It is a powerful corrosive poison, for which the diluted acids, as vinegar, lemon juice, etc., are the proper antidotes. It is used externally as a vesicant, and has the advantage over cantharides of a more speedy operation and non-affected of the urinary organs, but is a very painful application.

AQUA AMMONIÆ (*Ammonia Water*) has a specific gravity of 0.959, containing 10 per cent., by weight, of ammonia, and is employed as a stimulant, sudorific, antacid, and rubefacient. As a stimulant, ammonia is admirably adapted for speedily rousing the action of the vascular and respiratory systems, especially when it is an object at the same time to promote the action of the skin. For this purpose it is employed in low forms of disease, particularly in the typhoid exanthemata, in syncope, in asphyxia from narcotic poisons, and to counteract the effects of the bites of venomous reptiles. In dyspepsia it is useful with a view to the relief of both acidity and flatulence. For internal use other preparations of ammonia are generally preferred, and this is used chiefly as a rubefacient. Dose, internally, ten to thirty drops, largely diluted. As a *rubefacient*, the officinal *liniment* may be used.

SPIRITUS AMMONIÆ (*Spirit of Ammonia*) is a solution of ammonia in alcohol. It is given as a stimulant, antispasmodic, and carminative, in the dose of ten to thirty drops, diluted with water. But a pleasanter preparation, with similar properties, is

SPIRITUS AMMONIÆ AROMATICUS (*Aromatic Spirit of Ammonia*). This is a solution of ammonium carbonate, oil of lemon, oil of nutmeg, and oil of lavender, in water and alcohol. It is a very agreeable antacid stomachic and stimulant, and may be given in the dose of thirty drops to fʒj, or more, diluted with water.

AMMONII CARBONAS (*Ammonium Carbonate*) ( $\text{NH}_4\text{HCO}_3$ ,  $\text{NH}_4\text{NH}_2\text{CO}_2$ ) is prepared by subliming a mixture of ammonium chloride and chalk. It occurs in whitish, transparent masses, wholly dissipated by heat, of a pungent, ammoniacal odour, an acrid, alkaline taste, and is soluble without residue in water. On exposure to the air it becomes opaque, falls into powder, and deteriorates by the loss of ammonia.

*Effects and Uses.*—Its indications are the same as those of solution of ammonia, to which it is preferred for internal exhibition as a diffusible stimulant. It is especially valuable in pneumonia, and by some therapeutists is relied on to the exclusion of other medication in this disease. It has also been recommended in threatened thrombosis, as in the puerperal state, etc. Dose, gr. v to xx, in pill, or preferably in solution with gum and sugar. Mixed with some aromatic oil (as that of bergamot or lavender), it is used as a *smelling salt* in syncope, hysteria, etc.

PHOSPHORUS is obtained from the phosphate of calcium of *bone-ash*, by removing the lime with sulphuric acid, and afterwards deoxidizing the residuum by heating with charcoal. It is a translucent, highly inflammable, nearly colourless solid, resembling wax, without taste, but having a peculiar garlicky smell; sp. gr. 1.8. It is insoluble in water, and dissolves sparingly even in the oils, ether, and alcohol, but is readily soluble in chloroform. It emits, when exposed to the air, white fumes, which are luminous in the dark.

*Physiological Effects.*—Locally: when applied to the skin, phosphorus may produce inflammation, ulceration, or even gangrene. The fumes of phosphorus are irritating to the conjunctival and respiratory mucous membrane, and may produce necrosis of the maxillæ, if the person exposed has caries of the teeth. Nervous system: in small doses, phosphorus is a tonic and stimulant to the nervous system, aiding in the repair of waste. Circulation: it stimulates the circulation, increasing the frequency and fullness of the pulse, and producing dilatation of the cutaneous capillaries. Large doses depress and

weaken the cardiac action. Temperature: it first elevates, then lowers, the bodily heat (the latter being due to the dilatation of the cutaneous capillaries, and consequent increase in radiation and evaporation from the surface). Secretion: it increases the urinary secretion and the relative proportion of urea excreted, and gives the urine an odour of violets. It stimulates the skin and increases the perspiration. In poisoning from phosphorus, albuminurea and hæmaturea have been observed. Osseous system: it stimulates the formation of bone, especially of the compact tissue. Elimination: phosphorus passes out of the system by the liver and other glands, by the pulmonary mucous membrane, and by the skin.

Poisoning: when taken in large doses, or for a considerable time, phosphorus acts as a gastro-intestinal irritant, causing vomiting, purging, and abdominal pain. The blood is rendered more fluid, coagulation prevented, and the corpuscles are altered in form and found to contain fat. Hemorrhages take place or ecchymoses form in the serous and cutaneous surfaces, due to the changes in the blood and to fatty degeneration of the capillaries and arterioles. The liver undergoes fatty degeneration (giving rise to jaundice), as do also the other tissues, notably the muscles. Death has been caused by gr. jss of phosphorus. Antidotes: in cases of poisoning from phosphorus, after the administration of an emetic, *magnesia* should be given, suspended in large quantities of mucilaginous drinks. Copper sulphate should be given in small doses, for its emetic action, and also as a chemical antidote. The bowels should be emptied, and the oil of turpentine administered as an antidote; it should be old, as the real antidote is oxygen presented in the state of ozone in oxygenated oil of turpentine; oxygenated water has been also used; oils and fats are to be avoided.

*Uses.*—In medicinal doses, phosphorus is a valuable stimulant and tonic to those tissues in which it is normally found, and has been employed with advantage in cases of nervous exhaustion and degeneration of nerve tissue, and especially in neuralgia. It is administered with benefit in osteomalacia and rickets, and has proved useful in some cases of pernicious

anæmia. It is one of the best remedies we possess in functional impotence, and has been given in certain cutaneous affections, as lupus, psoriasis, etc. The dose of phosphorus is gr.  $\frac{1}{30}$ — $\frac{1}{12}$ . The officinal preparations are: *pilulæ phosphori* (*phosphorus pills*); each pill contains gr.  $\frac{1}{100}$ ; *oleum phosphoratum* (*phosphorated oil*), a solution of phosphorus (1 part) in ether (9 parts) and almond oil (90 parts); dose, from 5 to 20 drops.

THE PHOSPHIDE OF ZINC ( $P_2Zn_3$ ), prepared by subjecting fragments of zinc and phosphorus together to ebullition in a retort, through which a current of dry carbonic acid has been previously passed, has been lately employed in cases where the administration of phosphorus is indicated. It occurs as a gray, crystallized body, unaltered by moist air, and easily decomposed in the stomach, with the evolution of phosphuretted hydrogen. It has been found efficacious in eczema, psoriasis, and other cutaneous affections. Dose, about gr.  $\frac{1}{20}$ — $\frac{1}{4}$ .

## AROMATICS.

Aromatics owe their virtues to the presence of oils obtained from them by distillation, and termed VOLATILE OILS (*olea volatilia*), sometimes also *distilled* and *essential* oils. These oils possess, in a high degree, the odour and taste of the plants from which they are procured. Locally, they are powerful irritants, and, taken into the stomach in overdoses, act as acrid poisons. They pass partially into vapour at ordinary temperatures, and are completely volatilized by heat; hence, decoctions and extracts are improper preparations of the aromatics. The distilled oils are inflammable, very slightly soluble in water, but soluble in alcohol and ether. Their ultimate constituents are, usually, carbon, hydrogen, and oxygen; and on exposure to the air they gradually absorb oxygen, become thicker, less odorous, and of a deeper colour, and are finally converted into resins. The *effects and uses* of most of the members of this group are similar. In medicinal doses they are used as *carminatives*, and are combined with purgatives to *prevent griping*. Most of them are also useful as flavouring

ingredients. To many of the volatile oils emmenagogue virtues have been ascribed; but these effects are only produced by poisonous doses. Locally, they are used as *rubefacients*, *antiseptics*, and to *allay neuralgic pains*.

#### CAPSICUM.

Capsicum or Cayenne pepper is the FRUIT of *Capsicum fastigiatum* and other species of *Capsicum* (*Nat. Ord.* Solanaceæ), American tropical plants, naturalized in most warm climates, and cultivated in our gardens. *C. fastigiatum* is a small shrub, with a crooked, branching stem, producing in each fork two or three fruits from one-half to three-quarters of an inch long, of a subconical form and crimson or yellow colour. These pods, when dried and ground, form capsicum, the best of which is the *African*. Powdered capsicum has a bright-red colour, which fades upon exposure to light, an aromatic, peculiar smell, and a bitterish, acrid, burning taste. A principle termed *capsaicin*, slightly soluble in water, but very much so in alcohol, ether, and oil of turpentine, exists in capsicum, associated with *resin* and *fixed* and *volatile oil*.

*Effects and Uses.*—Locally, capsicum acts as an irritant, and vesication may be produced by prolonged contact with the skin. Circulation: it increases the action of the heart. Secretion: it stimulates the glands with which it comes in contact, and increases the flow of the saliva and the gastric and intestinal juices. Elimination: it passes out of the system by the kidneys, increasing the flow of urine, and sometimes producing vesical tenesmus and aphrodisiac effects. In large doses it acts as a gastro-intestinal irritant. Contra-indications: capsicum should not be given in acute inflammatory affections of the stomach, intestines or genito-urinary apparatus. Capsicum is principally employed as a *condiment* and *stomachic*, and is very useful in torpid conditions of the digestive organs, or as an adjunct to other remedies to rouse the susceptibility of the stomach. Its constitutional effect is not in proportion to its local effect, and it is therefore of no great efficiency as a dif-

fusible stimulant. It has, however, been recommended in cynanche maligna and scarlatina anginosa. It is a good stomachic in the dyspepsia of drunkards. As a gargle, it is much employed in the sore throat of scarlatina, and also as a cataplasm to cause counter-irritation. Dose of the *powder*, gr. v to gr. x, in pill; of the *tincture* (ʒj to diluted alcohol Oij), ℥x-ʒj; of the *fluid extract* (f ʒj is equal to (nearly) ʒj of powdered capsicum), ℥v-x. The *oleoresin* is a powerful rubefacient, and may be given internally in the dose of a drop. A *plaster* is also officinal.

#### PIPER—BLACK PEPPER.

Black pepper is the UNRIPE FRUIT of *Piper nigrum* (*Nat. Ord.* Piperacæ), a vine of the East Indies. The berries are gathered before they are quite ripe, and dried in the sun. They are wrinkled and black, in consequence of the drying of the pulp over the grayish-white seed, and in this state are known as *black* pepper. If permitted to ripen, and soaked in water till the outer coat is removed, they constitute *white* pepper. Pepper has an aromatic, peculiar odour and a hot, spicy, pungent taste. Its properties are taken up by alcohol and ether, and partially by water. It contains a *volatile oil*, an *acrid resin*, an alkaloid called *piperina* ( $C_{17}H_{19}NO_3$ ), which has been used as an anti-intermittent remedy, etc.

*Effects and Uses.*—The effects of pepper are similar to those of capsicum. It is a warm carminative stimulant, chiefly employed as a condiment; but it is also a useful stomachic, and a good adjunct to cinchona in the treatment of intermittent fevers. Dose, gr. v to gr. xx. Of the *oleoresin* the dose is 1-3 drops. Piperina is officinal. It may be prescribed in doses of gr. ij-iv.

#### CINNAMOMUM—CINNAMON.

There are two varieties of cinnamon—Ceylon cinnamon, which is the inner BARK of the shoots of *Cinnamomum zeylanicum*, a tree of Ceylon and Java; and China cinnamon, or

cassia, the BARK of the shoots of one or more undetermined species of *Cinnamomum* (*Nat. Ord.* Lauraceæ), trees of China. The most esteemed is the *Ceylon* cinnamon. To obtain this, the bark is peeled from branches which are three years old; the epidermis is afterwards scraped off; the smaller quills are introduced into the larger ones, and they are then dried in the sun and made into bundles. It is found in the shops in long, cylindrical pieces, which are very thin and smooth, and of a yellow-brown colour and a splintery fracture. It has a fragrant odour and a warm, sweetish, aromatic, slightly astringent taste. Its constituents are *volatile oil*, *tannic acid*, *mucilage*, *sugar*, *mannite*, etc. The greater part, however, of the cinnamon brought to this country is the *cassia* cinnamon. It has the general appearance, smell, and taste, of true cinnamon; but its substance is thicker, its texture coarser, its fracture shorter, its colour darker, browner, and duller, and its flavour less sweet and more pungent and astringent. Its properties are identical with those of the Ceylon variety.

*Effects and Uses.*—Cinnamon is an aromatic stimulant, with a slight astringency. It is used chiefly as a carminative, and as an addition to other medicines. Dose, gr. x to ʒss; of the *tincture* (ʒiij to 3 parts of alcohol with 2 parts of water Oij), the dose is fʒj to fʒiij. *Oleum cinnamomi* (*oil of cinnamon*) is of a light-yellow colour, which deepens by exposure to the air, with the development of an acid, termed *cinnamic*; dose, one or two drops. *Aqua cinnamomi* (*cinnamon water*) is used as a vehicle for other medicines. *Spiritus cinnamomi* (*spirit of cinnamon*) contains 10 parts of the oil dissolved in 90 parts of alcohol; dose, ten to twenty drops. Cinnamon enters into a large number of preparations.

#### MYRISTICA—NUTMEG.

#### MACIS—MACE.

These products are portions of the FRUIT of *Myristica* fragrans (*Nat. Ord.* Myristicaceæ), a tree of the Moluccas, culti-

vated also in Java and Sumatra and other parts of the East Indies, and introduced into the isles of France and Bourbon and several of the West India islands. It bears a pyriform fruit about the size of a small peach, which has a fleshy pericarp, opened by two longitudinal valves. Within this is the ARILLUS, a scarlet reticulated membrane, which, when dry, becomes yellow-brown and brittle, and is termed *mace*. The KERNELS of the fruit are the *nutmegs*. They are oval, of the size of an olive, of a grayish-brown colour, marked with furrows; and to preserve them from the attacks of an insect, they are steeped in a mixture of lime and water. Mace has a pleasant, aromatic smell and a warm, bitterish, pungent taste. Nutmegs have a delightfully fragrant odour and a warm, aromatic, grateful taste. Nutmeg contains a *volatile oil* (consisting of myristicene,  $C_{10}H_{16}$ , and a little myristicoll,  $C_{10}H_{14}O$ ), *fixed oil, starch, proteids, etc.* From mace, also, a volatile oil, etc., is obtained.

*Effects and Uses.*—Nutmeg is one of the most agreeable of the aromatic stimulants, and is much employed for its carminative virtues, also as a flavouring ingredient, and to obviate the griping effects of cathartics. It is said to have narcotic properties, and hence may be useful in bowel complaints. Mace is chiefly employed as a condiment. Dose of either, ℥j to ℥ss. *Oleum myristicæ* (*oil of nutmeg*) is of a pale straw-colour; dose, 2 or 3 drops. *Spiritus myristicæ* is made by dissolving 3 parts of the oil in 97 parts of alcohol; dose, f ℥j or f ℥ij.

#### CARYOPHYLLUS—CLOVES.

Cloves are the UNEXPANDED FLOWERS of *Eugenia caryophyllata* (*Nat. Ord. Myrtaceæ*), an evergreen tree of the Moluccas. They are from five to ten lines long and from one line to one line and half thick, the corolla forming a ball or sphere at the top, and the calyx a tapering, somewhat quadrangular base, resembling a nail, whence the common name, from the French *clou*. When good, they are of a dark-brown colour, with a yellowish-red tint; they have a strong, fragrant odour, a hot,

acid taste, and, when pressed with the nail, should give out oil. They contain a highly pungent *volatile oil*, *tannic acid*, *resin*, etc., and two crystalline principles, termed *caryophyllin* and *eugenin*; the oil consists of a hydrocarbon ( $C_{10}H_{16}$ ) and a colourless oil termed eugenol or eugenic acid ( $C_{10}H_{12}O_2$ ).

*Effects and Uses.*—Cloves are among the most stimulating of the aromatics, but are used chiefly as a flavouring ingredient and as a condiment. Dose, gr. v to gr. x. The *oil*, *oleum caryophylli*, is pale or yellowish, becoming darker by age; dose, 3 to 6 drops.

#### PIMENTA—PIMENTO.

Pimento, called also *Allspice*, is the UNRIPE BERRIES of *Eugenia pimenta* (*Nat. Ord. Myrtaceæ*), a handsome evergreen tree of the West Indies and South America. It comes exclusively from Jamaica, and consists of round, brown, roughish berries, rather larger than black peppercorns, with an external hard, brittle shell, inclosing two dark-brown seeds. They have an aromatic, agreeable smell and a strong clove-like taste. They are principally used as a condiment. The *oil*, *oleum pimentæ*, has a brownish-red colour, and consists of a hydrocarbon and eugenic acid; dose, 3 to 6 drops.

OLEUM CAJUPUTI (*Oil of Cajeput*). The volatile oil of the leaves of *Melaleuca cajuputi* (*Nat. Ord. Myrtaceæ*), a tree of the Moluccas, is a powerful diffusible aromatic stimulant, much employed in Eastern countries, and of late coming into use in the United States. It is a transparent oil, of a fine green colour, a lively, penetrating odour analogous to that of camphor and cardamom, and a warm, pungent taste. It is an admirable stomachic for the relief of nausea, and is used also as an antispasmodic stimulant in low fevers, spasmodic cholera, etc.; dose, 1 to 5 drops.

#### OLEUM TEREBINTHINÆ—OIL OF TURPENTINE.

Oil of turpentine, commonly called *spirit of turpentine*, is obtained by distillation from the turpentine of *Pinus australis*

and other species of *Pinus* (*Nat. Ord. Coniferae*). When pure it is a limpid, colourless, volatile, and inflammable liquid, of a strong, penetrating, peculiar odour and a hot, pungent, bitterish taste. It is lighter than water, very slightly soluble in it, less soluble in alcohol than most other volatile oils, and readily soluble in ether.

*Effects and Uses.*—Locally, it produces irritation, and, shortly, inflammation of any tissue with which it comes in contact. Nervous system: moderate doses stimulate, while large amounts paralyze, the inhibitory reflex functions and vasomotor system. Large doses cause giddiness, exhilaration, and finally (sometimes) coma. Circulation: moderate amounts increase the force and frequency of the pulse and elevate the blood pressure; while, after large doses, the pulse is feeble and rapid, arterial tension is decidedly lowered, and the heart is finally paralyzed. Respiration is at first increased, but afterwards diminished, as to frequency. Secretion: when given in moderate doses, it stimulates the kidneys and increases the amount of urine. In large doses the urine is diminished, often bloody and sometimes suppressed. Gastro-intestinal tract: in large quantities it causes vomiting and purging, with pain and a sense of heat. Genito-urinary system: large amounts produce strangury, priapism, and constant efforts at micturition. Elimination: it is eliminated by the broncho-pulmonary mucous membrane and by the kidneys. The *lethal dose* is not determined. Oil of turpentine is *contraindicated* in cardiac hypertrophy, atheroma of the vessels, and acute inflammatory diseases of the kidney. It is *incompatible* with cardiac depressants. Its action is *aided* by alcoholic and diffusible stimuli. Oil of turpentine is stimulant, diuretic, blennorrhetic, and anthelmintic, and externally, rubefacient. As a stimulant, it is a very valuable remedy in typhoid fever, particularly where the abdomen is tympanitic, the tongue dry, and the bowels are ulcerated. It is employed also with advantage in morbid discharges from mucous membranes, hemorrhages, rheumatism, nervous disorders, atonic dropsy, gleet,

nephritic and calculous affections, and as an anthelmintic in tænia. Enemata of the oil of turpentine are particularly serviceable for the relief of tympanites. Externally, it is used for purposes of counter-irritation.

Dose, as a stimulant or diuretic, five to thirty drops, repeated; as an anthelmintic or as an enema, fʒss to fʒij.

#### ZINGIBER—GINGER.

Ginger is the RHIZOME of *Zingiber officinale* (*Nat. Ord. Zingiberaceæ*), a perennial herbaceous plant, growing to the height of two or three feet. Its native country is unknown; but it has been cultivated in Asia from time immemorial, and was early introduced into the tropical regions of America. Ginger-root occurs in flattish, jointed, branched or lobed pieces, which rarely exceed four inches in length. In the young state, the roots are preserved in sugar, and form a very pleasant sweetmeat. When old, they are taken up, scalded in hot water, and dried, when they are known as *black ginger*. Sometimes they are scraped previously to being dried, and are then called *white* or *Jamaica ginger*. The former comes from the East Indies; the latter from the West Indies. The powder of black ginger is yellowish-brown; that of white ginger yellowish-white. Both varieties have a powerful odour and a warm, pungent, aromatic taste. They impart their virtues to water and alcohol, and contain a pale-yellow *volatile oil*, *resin*, *starch*, etc.

*Effects and Uses.*—Ginger is a pungent, aromatic stimulant, much employed as a stomachic in flatulency, and spasm of the stomach and bowels. It is used also as a condiment, and to correct the unpleasant taste and nauseating qualities of other medicines. A paste made of the powder and warm water is used as a counter-irritant. Dose, gr. x to gr. xx, in pill. The officinal preparations are: *tincture*—dose, ʒss-i; *fluid extract*—dose, 20 to 30 drops; *syrup*—used as a vehicle for other medicines; *oleoresin*—dose, 1 to 2 drops; and *troches*

(made by mixing the tincture with tragacanth, sugar, and a little syrup of ginger).

## CARDAMOMUM—CARDAMOM.

Cardamom is the FRUIT of *Elettaria cardamomum* (*Nat. Ord. Zingiberaceæ*), a perennial plant, from six to nine feet high, found in the mountainous parts of Malabar. Three varieties of Malabar cardamoms are known in commerce: *shorts*, *short-longs*, and *long-longs*, all furnished by the same plant. They are ovate-oblong, from three to ten lines long, coriaceous, ribbed, and of a grayish or brownish-yellow colour, and contain a number of blackish or reddish-brown seeds, which have a pleasant, aromatic odour and a warm, aromatic, agreeable taste. They yield a colourless *volatile oil*, a *fixed oil*, *starch*, etc.

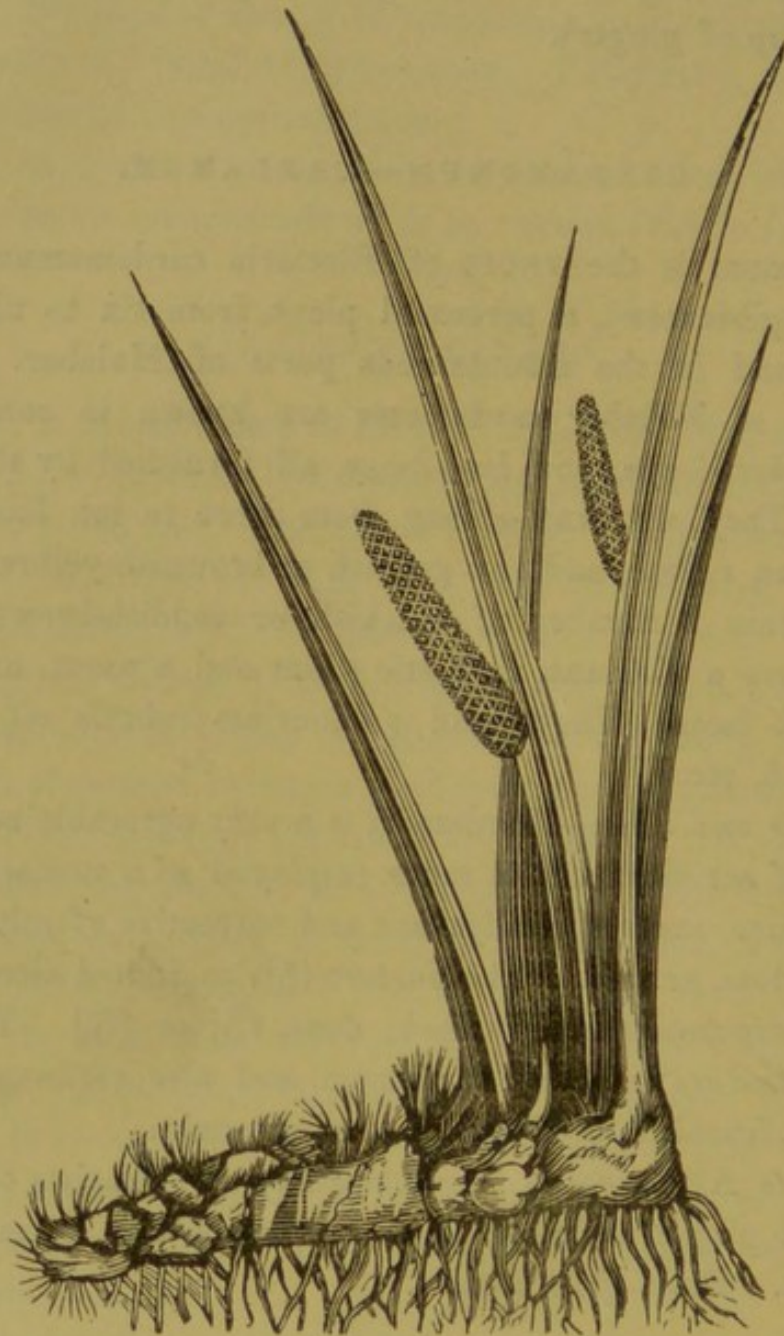
*Effects and Uses.*—Cardamom is a very agreeable aromatic, devoid of acidity, and is much employed as a stomachic and carminative, and as an adjuvant and corrective of other medicines; dose, gr. v–x. The *tincture* (ʒjv to diluted alcohol Oij) is the preparation chiefly used; dose, fʒj or fʒij. The *compound tincture* contains cardamom, and also caraway, cinnamon, cochineal, diluted alcohol, and glycerin.

PULVIS AROMATICUS (*Aromatic Powder*) consists of cinnamon and ginger, each two parts, cardamom and nutmeg, each one part. Dose, gr. x to xxx.

## CALAMUS.

The RHIZOME of *Acorus calamus* (*Nat. Ord. Araceæ*), an indigenous marshy plant, with long, sword-shaped, radical leaves (giving out a delicious fragrance when rubbed), is a valuable aromatic stimulant, with some tonic properties. It is found in the shops in somewhat flattened pieces, deprived of their epidermis, wrinkled, and of a yellowish colour, and has a strong, fragrant odour and a warm, bitterish, aromatic taste.

Fig. 16.



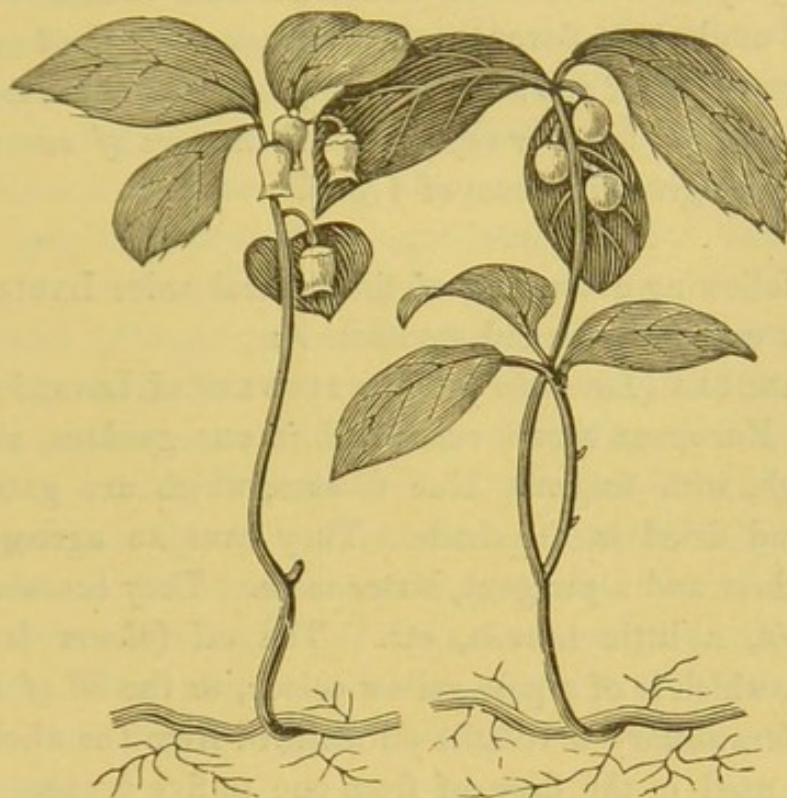
It contains *volatile oil*, *acorin* (probably a glucoside), *resin*, *starch*, etc. Dose, ℥j to ʒj. A *fluid extract* is officinal; or it may be given in *infusion* (ʒj to boiling water Oj)—not officinal.

#### GAULTHERIA.

*Gaultheria procumbens*, Partridge-berry, Deer-berry, or Tea-berry (*Nat. Ord.* Ericaceæ), is a small indigenous evergreen plant, with reddish stems, a few inches in height, bright-green

leaves, and white, ovate, five-toothed flowers, followed by scarlet berries. The LEAVES are the officinal portion, and contain a very stimulant *volatile oil* (*oleum gaultheriæ*), which, when first distilled, is colourless, but gradually becomes reddish, and

Fig. 17.



is distinguished as being the heaviest of the volatile oils; and, also, *arbutin*, *ericolin*, *urson*, *tannin*, *sugar*, etc. The officinal preparations are the *oil* and the *spirit* (containing 3 parts of the oil in 100 of the preparation). An infusion of the leaves is in very general popular use as a carminative and stomachic.

AURANTII AMARI CORTEX—BITTER-ORANGE PEEL.

AURANTII DULCIS CORTEX—SWEET-ORANGE PEEL.

The RIND of the FRUIT of *Citrus vulgaris*, or Bitter Orange, and *Citrus aurantium*, or Sweet Orange (*Nat. Ord. Aurantiaceæ*), is much employed as a flavouring addition to other medicines. They contain *volatile oils*, *hesperidin* ( $C_{10}H_{16}$ —a

bitter crystalline glucoside), etc. The *flowers* (*aurantii flores*) yield a delightful volatile oil termed oil of neroli (official). The following are the officinal preparations: *orange-flower water* (*aqua aurantii florum*), an agreeable vehicle, possessing slight antispasmodic virtues; *syrup of orange flowers* and *syrup of orange peel* are used as excipients and vehicles for medicines of unpleasant flavour; *oil of orange peel*; *fluid extract of bitter-orange peel*; *spirits of orange peel*; *elixir of orange peel*. The *tincture of bitter-orange peel* and *tincture of sweet-orange peel* may be given in doses of f ʒi-ij.

The following aromatics, of the natural order LABIATÆ, are pleasant carminatives and stomachics:

LAVANDULA (*Lavender*). The FLOWERS of *Lavandula vera*, a small European shrub, cultivated in our gardens, about two feet high, with fragrant blue flowers, which are gathered in June, and dried in the shade. They have an agreeable, fragrant odour and a pungent, bitter taste. They contain *volatile oil*, *resin*, a little *tannin*, etc. The *oil* (*oleum lavandulæ florum*), which is of a pale-yellow colour, or the *oil of lavender* (*oleum lavandulæ*—a volatile oil distilled from the whole herb), may be used in the dose of from one to five drops. But the preferred preparations are the *spirit* (*spiritus lavandulæ*) and the *compound spirit* (*spiritus lavandulæ compositus*), which contains also oil of rosemary, cinnamon, cloves, nutmeg, and red saunders; dose, f ʒj.

MENTHA PIPERITA (*Peppermint*) and MENTHA VIRIDIS (*Spearmint*) are European plants, naturalized in the United States. The LEAVES and TOPS are employed; they have an aromatic odour and a pungent, somewhat bitter taste, followed by a sensation of coolness. *Mentha viridis* contains a *volatile oil*, *gum*, *resin*, etc.; *Mentha piperita* a *volatile oil* (consisting of  $C_{10}H_{13}O$  and a crystallizable substance termed menthol,  $C_{10}H_{20}O$ ), a little *tannin*, *resin*, etc. One to five drops of the *oils* may be given; but they are usually administered in the form of *spirit* in the dose of ten to twenty or forty drops. A WATER is also used. The oil of peppermint is the stronger of

the two, and is strongly recommended as an anodyne application in allaying neuralgic pains in herpes zoster (Meredith: London Practitioner, August, 1882). *Troches of peppermint* are made by rubbing up oil of peppermint with sugar and mucilage of tragacanth. Peppermint also enters into the composition of *vinum aromaticum*.

ROSMARINUS (*Rosemary*). *Rosmarinus officinalis*, or Rosemary, a European evergreen shrub, cultivated in our gardens, contains a very stimulant *volatile oil*, which is chiefly used as an ingredient of rubefacient liniments. It is also used in making *spiritus odoratus* (cologne water). The LEAVES are used. They enter into *vinum aromaticum*.

HEDEOMA (*Pennyroyal*). *Hedeoma pulegioides*, or Pennyroyal, is an indigenous annual plant, about a foot high, with oblong-lanceolate, serrated leaves, and small, pale-blue flowers arranged in axillary whorls. The LEAVES and TOPS are used, which contain a light-yellow essential *oil*, similar in properties to the mint oil, but somewhat more powerful.

ORIGANUM. The HERB of *Origanum vulgare*, or common Marjoram. The essential *oil* is an ingredient in stimulating liniments, but is not officinal. *Origanum* enters into *vinum aromaticum*.

MARRUBIUM (*Horehound*). *Marrubium vulgare* possesses combined stimulant, tonic, and expectorant properties, and, in large doses, proves laxative. It is used chiefly in cough syrups and candies. The LEAVES and TOPS are employed.

SALVIA (*Sage*). The LEAVES of *Salvia officinalis*, a European plant, cultivated in our gardens, are used as a condiment, and may be used in infusion (℥ss to boiling water Oj), as a gargle in sore throat and relaxed uvula; they are slightly tonic and astringent, as well as aromatic. It is an ingredient of *vinum aromaticum*.

OLEUM THYMI (*Oil of Thyme*). The oil distilled from the *Thymus vulgaris* is often substituted for oil of origanum, and is used as an external application. The oil of thyme consists of cymene ( $C_{10}H_{14}$ ), thymene ( $C_{16}H_{16}$ ), and *thymol* ( $C_{10}H_{14}O$ ), occurring in highly aromatic white crystals, which has been

found a valuable antiseptic and antifermentative agent. (See *Antiseptics*.)

The following aromatic SEEDS are derived from plants of the natural order Umbelliferæ :

FŒNICULUM (*Fennel*). The FRUIT of *Fœniculum vulgare*, a European plant, cultivated in our gardens. It may be used in infusion; the dose of the *oil* is 5 to 15 drops. *Fennel water* is officinal.

CARUM (*Caraway*). The FRUIT of *Carum carvi*, a European plant, cultivated in this country. Dose of the *oil*, 1 to 10 drops.

ANISUM (*Anise*). The FRUIT of *Pimpinella anisum*, originally a native of Egypt, but now cultivated throughout the south of Europe. Dose of the *oil*, 5 to 15 drops. *Anise water* (*aqua anisi*) and *spirit of anise* are officinal.

CORIANDRUM (*Coriander*). The FRUIT of *Coriandrum sativum*, an annual plant of the south of Europe. The *oil* is officinal.

ILLICIUM (*Star Anise*). The FRUIT of the *Illicium anisatum* (*Nat. Ord.* Magnoliaceæ), an evergreen tree of China and Japan, is officinal. It contains a *volatile oil* (which is chemically identical with the oil of anise, but has a slightly different odour and taste), *fat*, resin, etc. (Maisch). The oil possesses analogous properties to those of the oil of anise, and is much used as a substitute for it.

#### VANILLA.

This is the FRUIT of *Vanilla planifolia* (*Nat. Ord.* Orchidaceæ), a climbing plant of Cuba and Mexico, cultivated also in various parts of tropical America, in the Mauritius, Reunion, and Java. The pods, when gathered, are yellow, but by exposure to the sun they assume a dark copper colour. They are cylindrical, somewhat flattened, wrinkled, six or eight inches long, three or four lines thick, and contain a soft black pulp, in which numerous small black seeds are embedded.

Vanilla has a strong characteristic, highly pleasant odour and a warm, aromatic, sweetish taste; the interior pulpy portion is most aromatic. The odorous principle of vanilla is *vanillin* ( $C_8H_8O_3$ ); it is thought that this is developed in the curing of the pod, as it is found only in the interior and not in the exterior fleshy portion. It is a mild diffusible stimulant, chiefly used, however, as a perfume and flavouring ingredient. The *tincture* is officinal.

## ORDER VII.—SEDATIVES.

Sedatives are medicines which diminish the frequency of the action of the circulation. Their therapeutic influence is, probably, of a stimulant character; while abating irritability and relieving irregularity of the action of the heart, their primary effect is to restore its force and tone when morbidly depressed. They are employed therapeutically to reduce excitement of the vascular system.

With sedatives may be included also the medicinal agents termed *refrigerants*, comprising nearly all the neutral alkaline salts, as well as those in which the acid predominates, and the vegetable acids. These substances have little power of diminishing the ordinary or healthy temperature; but they lower febrile heat, allay thirst, restore the secretions, and in this way are very useful adjuvants in the treatment of febrile complaints.

## ACONITUM—ACONITE.

Aconite (the ROOT of the *Aconitum napellus*) is one of the most highly valued sedatives which we possess. The leaves are not used. The officinal preparations are the *abstract* (gr. j equals gr. ij of the powdered root); *extract* (alcoholic); *fluid extract* (℥j corresponds (nearly) to gr. j of the powder); and the *tincture*. Aconite has been considered under the head of Narcotics. See page 85, *et seq.*

## VERATRUM VIRIDE—AMERICAN HELLEBORE.

*Veratrum viride*, known as American Hellebore, Swamp Hellebore, Poke-root, Indian Poke, etc. (*Nat. Ord.* Melanthetaeae), is a swampy plant, indigenous to the eastern portion of the United States, growing to the height of from three to six feet. It has a perennial thick, fleshy root, the upper portion of which is tunicated, the lower solid and beset with numerous rootlets; the stem is annual, furnished with bright-green leaves, and terminates in a panicle of greenish-yellow flowers; the leaves gradually decrease in size as they ascend, the lower being from six inches to a foot long, oval, acuminate, plaited, nerved, and embracing the stem at their base, the upper leaves oblong-lanceolate. The RHIZOME and ROOTLETS are the officinal portions. The rhizome is an inch or two in length, thick and fleshy, with numerous yellow rootlets, and is found usually in the shops in slices or fragments, externally of a blackish colour and internally of a dingy-white colour. It is inodorous, but has a bitter, acrid taste, which leaves a permanent impression on the mouth and fauces. For use, attached portions of the dried stem should be rejected, as they are inert.

The most recent analysis of this rhizome shows it to contain *veratroidia* and *jervia* (the latter found also in *V. album*), *rubi-jervia*, *pseudojervia*, with resin and oily matter. Some authorities state that it contains also *veratria*, but this is still an open question. *Veratroidia* is a white, uncrystallizable powder, of a bitter taste, leaving a tingling sensation in the fauces, soluble in alcohol, ether, chloroform, and carbon bisulphide; *jervia* is a white, tasteless powder, which will crystallize from an alcoholic solution, insoluble in water and ether, and freely soluble in alcohol and chloroform.

*Physiological Action.*—*Veratroidia* is an emetic, and sometimes a cathartic, and a depressant to the circulation. Nervous system: in animals poisoned by *veratroidia*, twitching and finally convulsions are produced; the reflex spinal centres are at first depressed, afterwards paralyzed. Circulation: applied directly to the heart, it paralyzes the cardiac muscle. When

Fig. 18.



given hypodermically to animals, it at first lessens the rapidity of the pulse and lowers the arterial pressure (due to stimulation

of the inhibitory nerves); soon, however, the heart's beat becomes greatly increased in force, but not in frequency, and the blood pressure falls to normal; then suddenly the pulse becomes very rapid, and the cardiac force is lessened (due to peripheral paralysis of inhibitory nerves), and the tension rises much above the normal (caused by increasing asphyxia) (Wood, H. C.). Respiration: in animals poisoned by veratroidia, death is caused by asphyxia, due to paralysis of the respiratory muscles. Muscular system: there is great muscular weakness in poisoned animals. Gastro intestinal tract: veratroidia is an irritant, causing violent vomiting and purging in poisoned animals.

*Jervia* produces general weakness (without, however, vomiting or purging), lowering of arterial pressure and slowness of the pulse, profuse salivation, and finally convulsions. Locally, jervia is a feeble irritant. Nervous system: the effects of jervia are similar to those of veratroidia, but, in addition, the vaso-motor nerves are paralyzed. Circulation: when applied directly to the heart (of the frog), it paralyzes it. When an animal is poisoned with jervia, the frequency of the pulse is diminished, and the arterial pressure falls greatly, due to the direct action of the drug on the cardiac muscle, as well as to paralysis of the vaso-motor centres. Respiration: death takes place from asphyxia. The alkaloids exist, in both *V. viride* and album, in but small proportions, and can scarcely be profitably extracted.

The effects of *veratrum viride* are similar to those of its alkaloids. It is an active local irritant. Taken internally, it somewhat promotes the flow of urine, and in doses of about five grains, proves emetic. In continued doses it produces a *marked sedative action on the circulation*, irrespective of the nausea induced, which indeed may be prevented by careful administration. The temperature of the body is much lowered. It has not generally proved laxative. No fatal effects are recorded from its use—stimulants invariably counteracting any excessive sedation. Recovery has taken place after fʒj of the tincture had been swallowed.

*Uses.*—Within a few years past, this medicine has been largely used in our southern States in inflammatory and febrile affections, particularly typhoid fever and pneumonia, with a view to its sedative action; as the danger, however, in pneumonia is chiefly from failure of cardiac power, the use of veratrum in this disease requires caution. It has been also used in cardiac affections and in gout, rheumatism, and neuralgia. It has been recommended lately in puerperal eclampsia, on account of its depressing influence on the reflex centres of the cord, by Dr. N. L. Guice, of Mississippi. He gives it hypodermically, in doses sufficiently large to reduce the pulse to 60 or 80 beats per minute and maintain this effect. A few drops of the tincture repeated every hour or two, according to the condition of the pulse, will abort an ordinary “cold in the head,” if given early enough (H. M.). Dose, of the *powder*, gr. i–ij to begin with; of the *tincture*, 8 or 10 drops; of the *fluid extract*, 4 or 5 drops.

VERATRIA ( $C_{32}H_{52}N_2O_8$ ) is usually obtained from Cevadilla, the seed of *Asagraea officinalis* (*Nat. Ord.* Melanthaceæ), an herbaceous plant of Mexico. It is made by evaporating a strong tincture of the seeds to the consistence of an extract, from which the alkaloid is dissolved by diluted sulphuric acid, and afterwards precipitated by magnesia. For purification, it is dissolved in alcohol, from which it is evaporated, again converted into a sulphate, decolourized by animal charcoal, and finally precipitated by ammonia. When pure it is white, but it is usually a grayish or brownish-white powder, without odour, but very irritant to the nostrils, and of a bitter, acrid taste, producing a sense of tingling or numbness in the tongue; scarcely soluble in cold water, but readily soluble in alcohol. It has an alkaline reaction, and strikes an intensely red colour with concentrated sulphuric acid. The most delicate test for veratria is Trapp's—a permanent lilac-red colour, resembling a solution of permanganate of potassium, afforded by boiling it in muriatic acid.

*Physiological Effects.*—Locally, veratria acts as an irritant, producing heat, pain, numbness, and perhaps redness in the

part to which it is applied. Nervous system: the reflex excitability of the spinal cord is diminished in animals after the administration of a large dose (Ott). Veratria acts as a direct poison upon nerves (Ott, Wood, H. C., and others), but whether it affects the nerve trunk or its end-organs is still *sub judice*. Circulation and blood: in animals, small doses stimulate the excito-motor cardiac ganglia and increase the frequency of the cardiac beat; large doses stimulate the pneumogastric nerve, and as the excito-motor ganglia become exhausted, the cardiac beat is slowed. It also poisons the cardiac muscle. The blood pressure is, at first, elevated, then lowered, and the blood is rendered less coagulable. Respiration and temperature: small doses increase, while larger doses diminish, the frequency of the respiratory movement, and the temperature is lowered. Excretion: the excretions from the skin and kidneys are increased. Gastro-intestinal tract: in large doses it is an irritant poison, causing severe vomiting and purging. Muscular system: muscular irritability is at first exalted (producing convulsions), but is afterwards entirely lost. Elimination: it is eliminated by the kidneys.

Stimulants and ethereal inhalation would be the proper treatment in case of poisoning.

*Uses.*—*Veratria* has been used *internally*, in nervous disorders, dropsies, gout, rheumatism, etc., in doses of gr.  $\frac{1}{12}$  to  $\frac{1}{8}$  repeated; but it is most used *externally*, in the form of *ointment* (gr. xx to lard a troyounce), or dissolved in alcohol, as an application to rheumatic, paralytic, or neuralgic parts. *Oleatum veratriæ* (oleate of veratria) consists of veratria 2 parts to 98 parts of oleic acid.

#### PULSATILLA—PASQUE-FLOWER.

The HERB of Anemone pulsatilla, Anemone pretensis and Anemone patens (*Nat. Ord.* Ranunculaceæ), found in both hemispheres. It should be collected soon after flowering and carefully preserved, but should not be kept more than a

year. It contains an acrid, volatile *oily substance*, easily converted into anemonin,  $C_{15}H_{12}O_6$ , and *anemonic acid*,  $C_{15}H_{14}O_7$  (Maisch).

*Physiological Effects.*—Locally, fresh pulsatilla is an irritant, and after prolonged contact with the skin may cause inflammation or even gangrene. When the powder is inhaled it produces itching of the eyes, colic, vomiting, diarrhoea, etc. (Phillips). Nervous system: motor and sensory paralysis are produced, but how they are produced has not been ascertained (Bartholow). After poisonous doses there are dilatation of the pupil, sopor, coma, and convulsions. Circulation: pulsatilla is a cardiac depressant and lowers the arterial pressure. Respiration and temperature: it slows the respiration (Clarus) and reduces the temperature. Gastro-intestinal tract: it is an irritant poison, in large doses producing vomiting and purging. Elimination probably takes place through the kidneys. Incompatibles: caustic alkalies, tannic acid, and the metallic salts.

*Medicinal Uses.*—Pulsatilla may be used in catarrhal inflammations of the mucous membranes unaccompanied with gastro-intestinal disturbance (Bartholow). It is, however, recommended by Phillips in certain forms of dyspepsia, seen in persons of phlegmatic temperament, accompanied with great nervous depression, loss of appetite, thickly-coated white tongue, nausea, flatulence, heartburn, cold, clammy extremities, etc. It is useful in acute meningitis, whether cerebral or spinal (Bartholow). It has also been recommended in functional amenorrhœa, when the menses are delayed or scanty, in suppressio mensium from fright or chill, and in functional dysmenorrhœa when the discharge is scanty. Dr. Piffard recommends very small doses, frequently repeated, in epididymitis. The powdered herb may be given in doses of grs. ij–v, or an extract or tincture may be made.

#### GELSEMIUM—YELLOW JASMINE.

*Gelsemium sempervirens*, Yellow or Carolina Jasmine (*Nat. Ord. Loganiaceæ*), is a beautiful climbing plant of our south-

ern States, with a twining, smooth, and shining stem, perennial, dark-green leaves, and beautiful, very fragrant flowers, of a deep-yellow colour. The RHIZOME and ROOTLETS are officinal. The true root is hard and woody, slightly undulated in outline, sparingly branched, externally of a pale-brown colour, smooth, and furnished with a thin scurfy cuticle, slightly cracked longitudinally. The stem is rougher externally, and is distinguished from the root by a small central cavity, representing the pith. The stem should be rejected. The root has a bitter and pleasant flavour, and an odour somewhat between those of seneka and green tea. It contains an alkaloid, termed *gelsemia* or *gelsemina*, combined with an acid called *gelseminic* (identical with *æsculin*), a *volatile oil*, and acrid *resin*, etc. The alkaloid is a powerful poison, an amount of gelsemium estimated to contain one-sixth of a grain of gelsemina having proved fatal to an adult woman.

*Effects and Uses.*—Gelsemium has been found to possess valuable sedative properties, diminishing the pulse and pressure, reducing the temperature of the body, lessening respiration, and dilating the pupils, with little or no nauseating or purgative effect. It paralyzes first the motor and then the sensory ganglia. In overdoses, it has rapidly produced death, with great muscular relaxation, want of co-ordination in the movements, double vision, dilatation of the pupils, failure of the pulse and respiration, coldness of the surface, and finally unconsciousness preceding death. It has been used in fevers, inflammations, essential spasmodic affections, as tetanus, and as an hypnotic in delirium tremens and other forms of morbid wakefulness, and as an anodyne in odontalgia and facial neuralgia. Bartholow recommends gelsemium in acute inflammations of the lungs and pleura, especially in pneumonia and pleurisy. He gives the fluid extract ℥v-x every two hours "to maintain a constant effect within the limits of safety." The *tincture* of gelsemium is the form which has been heretofore employed, in the dose of 20 to 50 drops; but the *fluid extract* should be preferred, dose 5 to 10 drops; a fluidrachm of this has proved fatal.

## ARNICA.

Arnicae Flores, Arnica Flowers; Arnicae Radix, Arnica Root.

*Arnica montana*, Leopard's Bane (*Nat. Ord.* Compositæ), is a perennial herbaceous plant, found in northern Germany and other northern countries of Europe, and also in the northwestern portions of America. The FLOWER HEADS and the RHIZOME and ROOTLETS are the officinal portions. Both contain *volatile oil*, *arnicin*, *resins*, etc.; the root contains, in addition, *inulin* and *tannin*.

*Effects and Uses.*—Locally, arnica is a stimulant and often an irritant to the skin. The internal effects of this drug are not well understood. Large doses cause headache and dilatation of the pupils; poisonous doses paralyze the nervous system, and death ensues from collapse. Small doses are said to increase the cardiac action, but this has been doubted (Wood, H. C.). Large doses depress the action of the heart, lower the arterial pressure, and depress the respiration and temperature. Small doses are said to excite the action of the skin and kidneys. In large amounts it is an irritant to the gastrointestinal tract, producing nausea, vomiting and purging of a choleraic character. Large doses also cause great muscular weakness.

It may be used internally, in fevers and acute inflammatory affections, as a sedative and antipyretic (Bartholow).

In mania with a tendency to imbecility, when the excitement has diminished, and in melancholia, it is highly recommended (Bartholow, Schröder Van der Kolk, quoted by Phillips). In delirium tremens with depression it is of great value (Bartholow). It has also been used in the treatment of rheumatism with success. In this country, however, it is principally used externally, in the form of fomentation or lotion, for the relief of bruises, sprains and local paralysis. The *extract of the root* (*alcoholic*) is given in doses of gr. v-x. The *fluid extract of the root* is given in doses of ℥v-xx. This is chiefly used, however, in making a *plaster* (*emplastrum arnicæ*). The *tincture of the root* and the *tincture of the flowers* may be given

in doses of ℥v-xxx. They are often used externally combined with soap liniment. In applying arnica externally, the irritating qualities of the drug should be borne in mind.

#### PHYTOLACCA.

Phytolaccae Bacca, Phytolacca Berry; Phytolaccae Radix, Phytolacca Root.

Phytolacca is the FRUIT and ROOT of the *Phytolacca decandra* (*Nat. Ord.* Phytolaccaceæ), commonly known as Poke-Berries and Poke-Root. It is a perennial herb, indigenous to North America, growing to the height of four to eight feet, and found in waste places. The young stems, collected in the spring and boiled, are sometimes eaten at table. The root contains *resin*, *starch*, *tannin*, etc.; the berries contain *sugar*, *gum*, colouring matter, etc. No active principle has been isolated.

*Effects and Uses.*—Phytolacca paralyzes the motor centres of the cord and medulla. In overdoses it causes dimness of vision, coma and sometimes convulsions (Stillé and Maisch), and death is produced by paralysis of the respiratory centre. Phytolacca depresses the cardiac action and also the respiration (Bartholow), and produces nausea and vomiting, which does not take place for an hour after the drug is administered, and which is accompanied by great depression. Purging also takes place, and Rutherford found it to be a powerful hepatic stimulant, increasing the secretions of bile. It is eliminated by the kidneys.

Phytolacca has been used with success as an alterative in the treatment of rheumatism, and has been especially recommended when the rheumatism is of syphilitic origin (Stillé and Maisch). It has also been used, both internally and by injection, in the treatment of hemorrhoids. It is useful in inflammations of the breast to allay the inflammation and prevent suppuration, and possibly may exert a like influence on other inflamed glands (Bartholow).

It is recommended as a local application to leg ulcers and eczema, and also in scabies and tinea capitis (J. Bigelow, quoted in Piffard's *Mat. Med. and Therapeutics of the Skin*).

It should not be used as an emetic, because of the great depression which it induces. Dose of the *powder*, gr. j-xxx; or a *tincture* (ʒjv-0j) or *fluid extract* may be used, dose, ℥v-ʒj. For local use, an *ointment* may be prepared (ʒj-ʒj). These preparations are not officinal.

## STAPHISAGRIA.

Staphisagria, Stavesacre or Licebane is the SEED of the *Delphinium staphisagria* (*Nat. Ord.* Ranunculaceæ), a beautiful biennial plant, with terminal racemes of blue flowers, native of southern Europe. It contains two alkaloids, *delphinia* ( $C_{24}H_{35}NO_{20}$ ) and *staphisaina* ( $C_{16}H_{23}NO_2$ ); also fixed oil, etc.

*Physiological Effects.*—When applied to the skin *delphinia* acts as a rubefacient and even irritant. When *delphinia* is given internally to animals it causes convulsions, and finally clonic spasm; the reflex centres of the cord are paralyzed (Cayrade, quoted by Von Boeck in Ziemssen's Cyclopædia) and cutaneous anæsthesia is produced (Falck and Rörig), and finally the respiratory centre is paralyzed, causing death from asphyxia. The effects on the circulation are most marked. It slows the cardiac action and paralyzes the heart by a direct action on the muscle and nervous supply of the heart (Falck and Rörig, L. Van Praag and others, quoted by Von Boeck, *op. cit.*). It causes dyspnœa and slows the respiratory movements. *Delphinia* paralyzes the voluntary muscles. It causes salivation and induces vomiting (an early symptom), due to irritation of the end-organs of the pneumogastric nerve. It is eliminated by the bowels and kidneys, producing constipation and difficult urination during excretion (Albers, Schroff). *Staphisaina* also causes death by asphyxia; but its action on the nervous system and circulation is said to be less marked.

*Medicinal Uses.*—Staphisagria has been used with some success in the reflex vomiting of pregnancy and sea-sickness. Phillips recommends it in obstinate facial neuralgia, ophthalmia tarsi, and as an emmenagogue in amenorrhœa. It is chiefly used, however, as a local paraciticide in phthiriasis and scabies.

Dose of the *powder*, gr. j–iij; or a *tincture* (1 part to alcohol 5 parts—dose, ℥x–xv) or *fluid extract* may be made. The *ointment* (digest ℥ij of bruised seed in lard ℥j and strain while hot) is the best form for external use. None of these preparations are officinal.

ANTIMONII PRÆPARATA—PREPARATIONS OF  
ANTIMONY.

ANTIMONII OXIDUM (*Antimonious Oxide*) ( $\text{Sb}_2\text{O}_3$ ) is a heavy grayish-white, insoluble powder, having the general therapeutic properties of the antimonials, and though not quite certain in its effects—as its solubility depends on the amount of hydrochloric acid which may exist in the stomach—it is believed to produce the sedative operation of tartar emetic, with less nausea and derangement of the stomach. Dose, gr. ij–iij, repeated.

ANTIMONII ET POTASSII TARTRAS (*Antimonium and Potassium Tartrate*). This salt, familiarly known as *tartar emetic* and *tartarized antimony*, is prepared by boiling water and cream of tartar with oxide of antimony. It occurs in colourless, transparent, rhombic, octahedral crystals, which become white and opaque from efflorescence on exposure to the air. When pure its powder is perfectly white; but it is to be preferred in the crystalline state, as in this form it is less liable to adulteration. When dropped into a solution of sulphuretted hydrogen or ammonium sulphide, the crystals should have an orange-coloured deposit formed on them, which is antimonious sulphide, and is distinguished from arsenious sulphide and all other precipitates by forming with hot concentrated muriatic acid a solution from which, when added to water, a white curdy precipitate of antimonious oxychloride is thrown down. The metal itself should, however, always be reduced, as by Marsh's test (see Arsenious Acid); antimoniuiretted hydrogen is obtained, which burns with a bluish flame; and if a piece of cold white porcelain be held low down in the flame, the metal is deposited in the form of a dull black spot (surrounded by a

grayish ring), soluble in ammonium sulphide, which does not dissolve arsenic, and insoluble in a solution of sodium or calcium hypochlorite, which readily dissolves arsenical spots. The powder of tartar emetic is sometimes adulterated with cream of tartar, which may be detected by adding a few drops of a solution of carbonate of sodium to a boiling solution of the antimonial salt, and if the precipitate formed be not redissolved, no potassium bitartrate is present.

Tartar emetic ( $2\text{KSbC}_4\text{H}_4\text{O}_7, \text{H}_2\text{O}$ ) is inodorous; has a nauseous, metallic taste; is soluble in 15 parts of cold and 3 parts of boiling water; insoluble in pure alcohol; and is decomposed by the alkalies, alkaline carbonates, and the vegetable astringents.

*Physiological Effects.*—Tartar emetic is a powerful *local* irritant. Applied to the skin, it occasions an eruption of pustules, resembling those of variola or ecthyma. When taken into the stomach, in full doses, it causes vomiting, purging, griping pains, etc., and in excessive quantity it acts as an irritant poison, and has produced death, with great prostration, syncope, diminution of reflex irritability, and even convulsions and delirium: very large doses have, however, been given medicinally with entire safety. The proper *antidote* is tannic acid; and opium, stimulants, and demulcents should be also administered. The *constitutional* effects of tartar emetic, when taken internally in small doses, are an increase in the secretions and exhalations generally, especially from the skin; the amount of carbonic acid exhaled by the lungs is increased; the amount of urine excreted is lessened, but the urea is much increased (Ott); after large doses albuminurea is often seen; in somewhat larger doses, these effects are accompanied with nausea and vomiting, relaxation of the tissues (particularly the muscular fibres), a feeling of great feebleness and exhaustion, and at first a stimulant, later a powerful sedative, action on the circulation and respiration, the cardiac action becoming slow, weak and finally irregular, and the arterial tension being lowered. It acts on the heart by depressing the excito-motor nerves and paralyzing the cardiac muscle. After poisonous

doses the red blood corpuscles are altered in form, and, together with the albumen, are diminished in amount, in the blood of animals; the fibrin is increased (Ott). The temperature of the body is lowered. In small, repeated doses, continued for some time, it produces fatty degeneration of the liver. It is eliminated by the bile, milk, perspiration and urine, also by the bronchial mucus and the intestinal secretions. Elimination is slow. The minimum fatal dose for an adult is gr. ij; for a child, gr.  $\frac{3}{4}$  (Phillips).

*Medicinal Uses.*—Tartar emetic is employed therapeutically as an emetic, nauseant, sedative, sudorific and expectorant, and locally as a counter-irritant. It is to be used with great caution on account of the prostration which it produces, and should never be given to young children, nor when gastro-enteric inflammation is present. It should only be used in sthenic cases in robust adults. As an *emetic*, it creates more nausea and depression than any other substance; and hence, while other emetics are to be preferred to it, when our object is merely to evacuate the contents of the stomach with as little constitutional disturbance as possible, it is of value when vomiting is resorted to as a means of making an impression on the system and thereby checking the progress of disease. As a *nauseant*, tartar emetic was employed to relax the muscular system in the reduction of dislocations, strangulated hernia, etc., but has been superseded by anæsthetics. It is sometimes used to relax the rigidity of the os uteri in labour. As a *sedative antiphlogistic*, in large doses it is a most powerful remedy in the treatment of acute inflammation, with fever, from its combined action in reducing the frequency of the circulation, moderating the heat of the skin, and promoting diaphoresis. When given in this way, at intervals, tartar emetic ceases to produce emesis, owing to *tolerance* of the medicine, especially in pneumonia, in which disease it has been extensively resorted to. It is probably inferior to other sedatives, as aconite, etc. In the early stages of acute laryngitis and bronchitis, it is a remedy of great value. From gr.  $\frac{1}{8}$  to gr.  $\frac{1}{4}$  may be given every two hours, in gradually

increasing doses, until some amelioration of the symptoms takes place, when the doses are to be again decreased. As a *diaphoretic*, it is very useful, in small doses (as from gr.  $\frac{1}{16}$  to gr.  $\frac{1}{4}$ , repeated), in continued fevers, inflammation from wounds, injuries, etc.; and as an *expectorant*, in the same doses, it is employed in various pulmonary affections with advantage. As a *local irritant*, it is sometimes applied to the skin in the form of aqueous solution, ointment, or plaster, in chronic diseases of the chest, affections of joints, etc.; but this is rarely needed, and is in many cases injurious.

*Administration*.—The dose of tartar emetic, as an *emetic*, is gr. j or ij, and it is frequently combined with ipecacuanha. As a *sedative antiphlogistic*, gr.  $\frac{1}{4}$  or  $\frac{1}{2}$  to gr. j or ij. As a *nauseant*, gr.  $\frac{1}{4}$  to  $\frac{1}{2}$ , and as a *diaphoretic and expectorant*, gr.  $\frac{1}{16}$  to  $\frac{1}{4}$ , may be given in solution, and in each case repeated every two or three hours. It is advantageous combined with small doses of morphia, when decided diaphoresis is aimed at.

*Vinum Antimonii* (*Antimonial Wine*) is a solution of tartar emetic (gr. xxxij) in boiling distilled water (f℥j) and stronger white wine (f℥xv). It is employed as an expectorant and sudorific, in the dose of from 10 to 30 drops, frequently repeated; and as an emetic for children, in the dose of 30 drops to f℥j, repeated every quarter of an hour. Other emetics are to be preferred.

ANTIMONII SULPHIDUM (*Antimonious Sulphide*), the native sulphide, purified by fusion, and *Antimonii Sulphidum Purificatum* (*Purified Antimonious Sulphide*), the finely-powdered sulphide washed repeatedly with water, macerated in ammonia water, and again repeatedly washed in distilled water, are used in making the other preparations.

ANTIMONIUM SULPHURATUM (*Sulphurated Antimony*) is prepared by boiling the purified sulphide of antimony with a solution of soda, and adding diluted sulphuric acid to the strained solution; the sodium sulphate which is formed being afterwards washed away with hot water. It is a reddish-brown, odourless, almost tasteless, insoluble powder, and is chemically a mixture of antimonious sulphide ( $Sb_2S_3$ ) and

oxide ( $\text{Sb}_2\text{O}_3$ ). Its effects are analogous to those of tartar emetic; but it is chiefly employed as an *alterative* in cutaneous affections, secondary syphilis, etc., usually in conjunction with mercurials. Dose, as an *alterative*, gr. j to iij; as an emetic, gr. v to xx.

*Pilulæ Antimonii Compositæ* (*Compound Pills of Antimony*), sometimes called *Plummer's Pills*, contain equal parts of *sulphurated antimony* and of *calomel*, mixed with twice the amount of guaiac and mucilage of tragacanth each. They are used as an alterative in syphilitic, rheumatic and cutaneous affections. Six grains of the mass contain a grain of calomel and antimony each.

*Pulvis Antimonialis*.—An *antimonial powder* is prepared in imitation of the celebrated *James's powder*, by mixing antimonious oxide (1 part) with precipitated calcium phosphate (2 parts). It is a white, gritty, tasteless, odourless powder. It was formerly much employed in fevers. Dose, gr. iij–viii.

#### POTASSII NITRAS—POTASSIUM NITRATE.

This salt, commonly called *nitre* and *saltpetre* ( $\text{KNO}_3$ ), occurs in both the inorganic and organic kingdoms of nature. It is obtained, for medicinal use, principally by the purification of the native nitre of India; and it is found also in *saltpetre caves* in various parts of the United States, associated with calcium nitrate, from which it is separated by lixiviation. It is artificially produced in several parts of Europe, in nitre beds or saltpetre plantations, by bringing together decayed organic animal and vegetable matters. And it is manufactured sometimes by the double decomposition of sodium nitrate and potassium chloride. Nitre is *refined* by re-solution and crystallization of the *crude* nitre. As purified for medicinal use, it is found in the shops in large transparent, colourless crystals, of the form of six-sided striated prisms, with dihedral summits, which are unalterable in the air. They have no odour, a sharp, cooling taste, are wholly soluble in water, and insoluble in pure alcohol. They have no water of crystal-

lization, but frequently have a portion of the mother liquid mechanically lodged in the spaces of the crystals, which may be driven off by heat, and the salt fused and cast into moulds, when it is termed *sal prunelle*.

*Physiological Effects of the Potassium Preparations.*—As the effects of the potassium salts are largely due to their base, it will be more convenient to consider them together, pointing out any differences when the various preparations are considered. Locally, some of this group, as potassa fusa, abstract water from the tissues, dissolve albumen and saponify fats, and hence are caustics. The nitrate is a violent irritant when applied to mucous membranes or raw surfaces. Nervous system: in large doses, they may produce coma. They act on the spinal centres, lowering reflex excitability and causing paralysis of the lower extremities when given in large amounts. Circulation: all the potassium salts are cardiac poisons, their activity being due to the potassium and varying with the amount of the base they contain. In moderate doses they slow the heart and increase the arterial pressure, while in large doses they both diminish the frequency of the cardiac pulsations and lower the blood pressure. Animals poisoned by them die from cardiac paralysis (the heart being arrested in diastole), caused by direct action on the cardiac muscle and also by paralysis of the cardiac ganglia. Blood: after large doses, or when taken for some time, the blood is found to be less coagulable (the fibrin being diminished), the white corpuscles relatively increased, and the venous blood lighter in colour (Phillips). After large doses of the nitrate or chlorate, the blood becomes dark and refuses to take up oxygen, and the hæmoglobin is decomposed (Bartholow). The compounds with the vegetable acids increase the alkalinity of the blood. Temperature is reduced by large doses, especially when the nitrate or chlorate has been given. Secretion: the alkaline potassium compounds, like alkalies in general, when applied to the orifices of glands with acid secretions, increase, but when applied to glands with alkaline secretions, diminish, their secreting power (Ringer). This does not apply to the nitrate. They

increase the water of the urine and the urea and lessen the amount of uric acid. If the bicarbonate is given during fasting, the acidity of the urine will be increased, but the urine will be alkaline if it is administered during digestion. The alkalinity of the urine is most marked after the ingestion of the salts with the vegetable acids (as the tartrate, citrate, etc.). The nitrate and chlorate do not affect the reaction of the urine. Gastro-intestinal tract: when alkalies are given on an empty stomach, the secretion of the acid gastric juice is increased; if given when gastric digestion is in progress, they neutralize the acidity of the secretion. In large amounts, potassa or the chlorate, nitrate, carbonate or chloride excites violent inflammation, causing vomiting, purging, etc. Nutrition: alkalies in small doses improve digestion, aid in saponifying fats, and promote oxidation of tissue, but when administered for too long a time, especially if given in large doses, they cause emaciation and pervert nutrition. Elimination: the potassium salts are eliminated chiefly by the urine, but to some extent also by the other secretions. The salts with the vegetable acids, during their passage through the system, are converted into carbonates and are eliminated under this form. Potassium nitrate and chlorate are eliminated unchanged in the urine and as sulphates in the feces. In *excessive doses*, nitre may act as a fatal poison, producing irritation of the alimentary canal and derangement of the nervous system; the symptoms are burning pain in the throat and stomach, bloody stools, a tendency to syncope, collapse, and death, sometimes preceded by dilated pupils, insensibility, and convulsions. There is no antidote for it, and cases of poisoning are to be treated by demulcents, opiates, stimulants, etc., after evacuation of the contents of the stomach.

*Medicinal Uses.*—Nitre is not as much used as it was formerly. It may be given as a refrigerant and sedative remedy in fevers, inflammations, hemorrhages, etc. In fevers it is sometimes prescribed with calomel and tartar emetic, under the name of *nitrous powders* (nitre gr. x, tartar emetic gr.  $\frac{1}{8}$ , calomel gr.  $\frac{1}{4}$  to  $\frac{1}{2}$ ). In large doses it was given formerly in

acute rheumatism, and this practice has been revived with success in France. Dose, gr. x to ℥ss. From ℥iv to ℥vj are given in twenty-four hours, in acute rheumatism, and the quantity is increased to ℥viii, x, or xij. The fumes of paper impregnated with nitre are used with advantage in spasmodic asthma.

**SODII NITRAS** (*Sodium Nitrate*). This salt, commonly called *cubic nitre*, is found in large deposits in South America, chiefly in Peru, but also in Bolivia and Chili. The crude salt occurs in rather soft and pliable lumps, of white, yellow or gray colour; it is often purified in Peru by solution, crystallization, and desiccation, but it is usually refined after importation. It occurs in colourless rhombohedral crystals, slightly deliquescent, and wholly soluble in water ( $\text{NaNO}_3$ ), without odour, and of a sharp, cooling and bitter taste.

*Effects and Uses.*—Sodium nitre has been little used in medicine, its employment having been limited chiefly to dysentery, in which it is highly praised by German physicians, in amounts of from half a troyounce to a troyounce, in mucilaginous solution, during the day. Its effects are analogous to those of potassium nitre. The sodium salts are not as powerful cardiac poisons, neither do they affect the temperature nor act on the nervous system to the same extent. They impede coagulation, but do not alter the blood corpuscles.

## REFRIGERANTS.

## POTASSII CITRAS—POTASSIUM CITRATE.

This salt (formerly known as *Salt of Riverius*) is made by saturating a solution of citric acid with potassium bicarbonate, and evaporating to dryness. It is white, granular, inodorous, of a saline, slightly bitterish but not unpleasant taste, deliquescent, and wholly soluble in water ( $\text{K}_3\text{C}_6\text{H}_5\text{O}_7$ ). It is an excellent refrigerant diaphoretic, much employed in febrile affections. Dose, gr. xx–xxv; ℥vj are usually dissolved in water ℥ss, and f℥ss of the solution is administered every hour

or two. The salts of the alkalies with vegetable acids, as citrates, tartrates and acetates, during their passage through the body are converted into carbonates.

*Liquor Potassii Citratis* (*Solution of Potassium Citrate*) may be made by dissolving citric acid ℥ss and potassium bicarbonate grs. 330 in water Oss; dose, f℥ss.

*Mistura Potassii Citratis* (*Mixture of Potassium Citrate, or Neutral Mixture*) is made by saturating fresh lemon-juice with potassium bicarbonate; or, when the lemon-juice cannot be had, a solution of citric acid, flavoured with oil of lemon, may be used as a substitute. This preparation contains some free carbonic acid, which renders it more grateful to an irritable stomach than the ordinary solution of the citrate. Under the name of *effervescing draught* the potassium citrate is often prepared extemporaneously (fresh lemon-juice f℥ss with an equal measure of water, added to a solution of potassium carbonate ℥ij in water f℥jv), and is given in the state of effervescence; it is an excellent remedy for irritable stomach, with fever.

LIQUOR AMMONII ACETATIS—SOLUTION OF AMMONIUM ACETATE.

This solution, termed also *Spiritus Mindereri*, or *Spirit of Mindererus*, is made by saturating diluted acetic acid with ammonium carbonate, and is a solution of ammonium acetate ( $\text{NH}_4\text{C}_2\text{H}_3\text{O}_2$ ). When pure it is a colourless liquid, with a saline taste; it should always be made freshly when dispensed. The physiological effects of the ammonium salts have already been considered (vide p. 199). In small doses it is refrigerant; in larger doses, diaphoretic, diuretic, and perhaps resolvent. It is employed in febrile and inflammatory affections, sometimes in conjunction with nitre or one of the sedatives, sometimes with camphor and opium. Given in full doses, frequently repeated, it is one of the best means of removing the effects of drunkenness. Dose, f℥ss to f℥j, every two, three or four hours, in sweetened water.

SPIRITUS ÆTHERIS NITROSI—SPIRIT OF NITROUS  
ETHER.

This preparation, commonly known as *Sweet Spirit of Nitre*, is a solution of nitrous ether ( $C_2H_5NO_2$ ) in alcohol. Spirit of nitrous ether is a volatile, inflammable liquid, of a pale-yellow colour, inclining slightly to green, has a fragrant, ethereal odour, free from pungency, and a sharp, burning taste, and mixes with water and alcohol in all proportions; sp. gr. 0.823 to 0.825. It contains five per cent. of nitrous ether. It should not be long kept, as it becomes strongly acid by age.

*Effects and Uses.*—Sweet spirit of nitre is antispasmodic, refrigerant, diaphoretic and diuretic. As a diaphoretic, small doses should be given, largely diluted and frequently repeated. It is much used in febrile affections, and, from its diuretic properties, is often combined with other diuretics in the treatment of dropsies. From its pleasant taste and smell it is very acceptable to children. Dose,  $f\text{ʒss}$  to  $f\text{ʒj}$ , frequently repeated. The inhalation of sweet spirit of nitre has produced dangerous and even fatal effects: pallor of the face, livid discolouration of the lips and fingers, weakness of the pulse, muscular prostration, præcordial oppression, and headache, are the symptoms described. A case is recorded in which death was attributed to the inhalation of the ether from a broken bottle in a sleeping apartment. The same symptoms may be produced by excessive doses.

## ACIDA VEGETABILIA—VEGETABLE ACIDS.

The vegetable acids are refrigerant, and, when properly diluted, form useful drinks in fevers, etc. Those chiefly employed are *acidum aceticum* (*acetic acid*), *acidum citricum* (*citric acid*), and *acidum tartaricum* (*tartaric acid*).

*Effects and Uses.*—Applied to a raw surface or (if sufficiently concentrated) to the mucous membranes, they act as irritants. Acetic acid is the most powerful, and will, when applied to the skin, cause blanching from contraction of the capillaries. Citric

acid is the least irritant. After large doses the cardiac beat is slowed and weakened, but this is possibly due to the resulting gastro-enteritis (Bartholow). The alkalinity of the blood is diminished. The general law regarding the action of acids on secretion holds good in the case of the vegetable acids, viz., that when applied to the orifices of glands secreting an acid fluid they diminish, while when applied to glands secreting an alkaline fluid they increase, their secreting power. Thus they increase the saliva and the intestinal secretion. The ingestion of the vegetable acids increases the acidity of the urine. They also increase the excretion of both the water and the solids of the urine, particularly free uric acid (and may thus lead to calculus). Their continued use causes abdominal pain, flatulence and diarrhœa. In large doses they may produce gastro-enteritis. They are mostly converted into carbonic acid in the system, and are eliminated by the kidneys and intestinal mucous membrane.

ACETIC ACID ( $\text{HC}_2\text{H}_3\text{O}_2$ ) is employed internally only in the form of *diluted acetic acid* (strong acid 17 parts to distilled water 83 parts). Externally, strong acetic acid (sp. gr. 1.048, and containing 36 per cent. of monohydrated acid) or *glacial acetic acid* (nearly absolute acetic acid—sp. gr. 1.058) is employed as an escharotic to remove warts, in the cure of lupus, etc. Acetic acid is less used internally as a refrigerant than citric acid, from its liability to produce colic and diarrhœa, except in typhus, scarlet, and other malignant fevers, owing to its supposed possession of antiseptic virtues. Vinegar and water is one of the best injections for the cure of gonorrhœa in the female. Spongings with vinegar and water are useful to relieve the heat of the skin in fevers, and the vapor is grateful to the sick. Concentrated acetic acid is a corrosive poison, for which the alkalies and their carbonates, soap, etc., are the antidotes. CITRIC ACID may be agreeably administered in the diluted juice of lemons, limes, sour oranges and tamarinds. When these cannot be obtained, a solution of citric acid (℥j to water Oj) may be substituted. Citric acid is manufactured from lemon or lime juice, by saturating it with calcium carbonate

and afterwards decomposing the calcium citrate, which is formed, by the addition of sulphuric acid. It occurs in colourless crystals ( $H_3C_6H_5O_7, H_2O$ ), having the form of rhomboidal prisms with dihedral summits, freely soluble in water, and soluble in alcohol; ℥iʒss, added to distilled water Oj, form a solution of the average strength of lemon-juice. In the dose of fʒj every hour or two, *lemon-juice*, *limonis succus* (the juice of the fruit of *Citrus limonum*), has been employed with success in acute rheumatism and gout, and, though an uncertain remedy, is occasionally of undoubted efficacy. Of late years, however, it has given place to more reliable modes of treatment. Properly diluted and mixed with sugar, it forms the delightful refrigerant known as lemonade. Lemon-juice (or, still better, lime-juice) is the most efficient known remedy for scurvy. It has also proved of advantage in jaundice and torpor of the liver. *Syrup of citric acid* consists of ℥ij of powdered citric acid and oil of lemon ℥iv rubbed up with syrup ℥j, and afterwards dissolved in syrup ℥xxxj, at a gentle heat. *Lemon syrup*, which is pleasanter, is made by dissolving sugar tʒ48 in strained lemon-juice Oj mixed with water Oj, at a gentle heat. *Spirit of lemon* (sometimes called *essence of lemon*) is made by dissolving oil of lemon fʒij (obtained from the rind of the fruit) in alcohol Oij, and adding freshly-grated lemon-peel tʒj; dose, fʒi-ij. TARTARIC ACID is the acid of grapes, and is extracted from tartar or crude cream of tartar. It is a white crystallized solid, in the form of irregular six-sided prisms ( $H_2C_4H_4O_6$ ), and is found in the shops as a fine white powder. It is soluble in water and alcohol. Being cheaper than citric acid, it may be used as a substitute for that acid. It is employed in making *Seidlitz powders*. Tartaric acid yields a precipitate (cream of tartar) with a solution of carbonate or other neutral salt of potassium, while citric acid yields none.

## ORDER VIII.—SPINANTS.

Under the term Spinants, or Spastics, are comprised medicines which are employed to excite muscular contraction, or whose ultimate effect is the production of motor paralysis, and may, accordingly, be divided into *excito-motors* and *depresso-motors*. Of the first class, the most important articles are vegetable substances containing the alkaloids strychnia and brucia, which are employed therapeutically in torpid or paralytic conditions of the muscular system; ergot, which is used to excite muscular contraction of the uterus; and digitalis, which is given for its tonic effect on the heart. The latter class contains such remedies as conium, physostigma, cocculus indicus, woorara, etc.

## EXCITO-MOTORS.

## NUX VOMICA.

*Strychnos nux vomica*, or Poison-Nut (*Nat. Ord.* Loganiaceæ), is a middling-sized tree of the coast of Coromandel and other parts of India, which bears a round, smooth berry, the size of a pretty large apple, of a rich orange colour, and containing numerous seeds imbedded in a juicy pulp. The SEEDS are the officinal portion; but the bark also is poisonous, and is known as *false angustura bark*, from its having been confounded with *angustura bark*. The seeds are round, peltate, less than an inch in diameter, nearly flat, or convex on one side and concave on the other, and surrounded by a narrow annular stria. They have two coats: a simple fibrous outer coat, covered with short, silky hairs, of a gray or yellowish colour, and a very thin inner coat, which envelopes the nucleus or kernel. This is hard, horny, of a whitish or yellowish colour, and of very difficult pulverization. The seeds have no odour, but an intensely bitter taste, which is stronger in the kernel than in the investing membrane. They impart their virtues to water, but more readily to diluted alcohol, and contain two active *alkaloid* prin-

ciples, *strychnia* (which is officinal) and *brucia*, both of which exist in combination with an acid called strychnic or igasuric; another alkaloid, termed *igasuria*, much more soluble in water than the two first named, has been lately extracted from *nux vomica*.

STRYCHNIA ( $C_{21}H_{22}N_2O_2$ ) is obtained by the following process: *Nux vomica* is digested and boiled in water acidulated with muriatic acid, and the resulting strychnia and brucia muriate is decomposed by milk of lime. The strychnia is separated from brucia and impurities by boiling alcohol, from which it is deposited when cool, the brucia being left in solution. It is then converted into a sulphate by the addition of diluted sulphuric acid, next decolourized by purified animal charcoal, and again precipitated by solution of ammonia. Thus obtained, it occurs as a white or grayish white powder (but may be made to crystallize in the form of white, brilliant rhombic prisms), of an intensely bitter taste, almost insoluble in water, slightly soluble in cold alcohol, but readily soluble in boiling alcohol. The usual *test* for strychnia is the potassium bichromate, which, added to a solution of strychnia in concentrated sulphuric acid, produces a violet colour, which after a time changes to wine-red, and then to reddish yellow. A still more delicate test is a solution of potassium permanganate (gr. 1) in sulphuric acid (grs. 200). In both these tests the reagent is nascent oxygen. Lead binoxide, manganese peroxide, and potassium ferrocyanide, act in the same way. The presence of morphia in excess may disguise the colour test; here chloroform should be used to separate the strychnia from morphia. When gently heated with a saturated solution of iodidic acid, strychnia gives a rose-pink tint. The physiological test should be always resorted to: if a small frog be placed in an ounce of water containing  $\frac{1}{100}$  of a grain of strychnia salt, in two or three hours it will undergo tetanic spasms, and soon die. The effects of strychnia are similar to those of *nux vomica*, but more violent; its local action is that of an irritant. It is employed for the same purposes as *nux vomica*, and should be given in very minute doses, as gr.  $\frac{1}{32}$  to  $\frac{1}{16}$  to begin with, to

be gradually increased and repeated. The salts of strychnia may be also employed in the same doses, but they are more soluble, and therefore more active. For *endermic* use, gr.  $\frac{1}{40}$  of strychnia may be applied; it is best used in amaurosis hypodermically,  $\frac{1}{80}$  of a grain to begin with.

STRYCHNIAE SULPHAS (*Strychnia Sulphate*) is made by dissolving a mixture of strychnia in distilled water, with diluted sulphuric acid, and evaporating. It occurs as a white salt, in colourless, prismatic crystals, efflorescent, odourless, very bitter, readily soluble in water, sparingly soluble in alcohol, and insoluble in ether. It responds to the tests for strychnia, and may be used for the same purposes and in the same doses.

*Brucia* ( $C_{23}H_{26}N_2O_4$ ), which is not officinal, resembles strychnia in its action, but is much weaker. It is convertible into strychnia by oxidizing agents, a point of importance in forensic analysis.

*Physiological Effects.*—Strychnia increases the reflex excitability of the spinal cord, and thus produces convulsions. It probably stimulates the motor nerves, though this is not certain. After death, galvanization of the motor trunks causes little or no contraction in response, due to direct action on and exhaustion of the motor trunks (Wood, H. C.). It stimulates the vaso-motor centres of the brain and spinal cord (Ott). Death is due to asphyxia. In very small and repeated doses, nux vomica has a tonic and diuretic effect, and sometimes operates slightly on the bowels and skin. In somewhat larger doses, the stomach is often disturbed; and in still larger doses, the muscular system becomes disordered. A sense of weight and weakness in the limbs, and increased sensibility to external impressions of all kinds, manifest themselves, with depression of spirits and anxiety; the limbs tremble, and slight convulsive movements of the muscles appear. If the medicine be continued, convulsive paroxysms of the whole muscular system ensue, with erotic desires, painful sensations in the skin, and occasionally eruptions; the heart is slowed and the blood pressure increased, probably through vaso-motor spasm. In paralytic patients the effects of the medicine are principally

observed in the paralyzed parts. When taken in excessive doses it produces tetanus, asphyxia, and death, the intellect being usually unaffected up to the fatal termination. There is no chemical antidote, unless, perhaps, tannic acid and the ioduretted potassium iodide. The stomach should be emptied and the physiological antidote given. Chloral is the best physiological antidote. It acts chiefly by lowering the activity of the parts which conduct the excitation to the spinal cord, preventing the too frequent repetition of the tetanic spasms and lessening their intensity (Schmidt's Jahrb., June, 1881, quoted in Am. J. Med. Sc., April, 1882). In grave cases artificial respiration should also be resorted to. The antidotism between strychnia and chloral is not reciprocal. Opium, conium, ether, chloroform, extract of Indian hemp, camphor, calabar bean, bromide of potassium, or atropia, may also be exhibited as physiological antidotes. Dr. Kratter announces that strychnia is excreted entirely unaltered by the urine, the excretion beginning within one hour and ending within forty-eight hours after administration. The entire amount taken can be demonstrated in the urine (Sep. Abd. Wien. Med. Wehft. 8, 9, 10, 82, quoted in Med. and Surg. Report. Phila., Nov. 18, 1882).

*Medicinal Uses.*—This medicine is our chief resource in torpid or paralytic conditions of the motor or sensitive nerves or of the muscular fibre. When, however, paralysis is the result of inflammation of the nervous centres, it is injurious, and accelerates organic changes. It is most beneficial in those forms of paralysis which are independent of structural lesion, as lead palsy or paralysis from drunkenness. In paralysis arising from cerebral hemorrhage—after the absorption of the effused blood and the paralysis remains, as it were, from habit—the cautious employment of nux vomica is often attended with advantage. In amaurosis, free from cerebral complication, it is very useful; and it is occasionally serviceable in other nervous affections. It has also been found beneficial in chorea, constipation, dysentery, cholera, diarrhœa, impotence, incontinence of urine, eczema, and spermatorrhœa; in combination

with other remedies, in anæmia, chlorosis, etc.; and in small doses it has been used with excellent effect as a general tonic, where there is loss of nerve-power, and as a stomachic in dyspepsia, and to relieve the vomiting of pregnancy.

*Administration.*—Dose, of the *powder*, gr. ij or iij, in pill, several times a day, and increased till an effect is produced; of the *abstract*, gr. j equals gr. ij of the powder; of the *extract* (alcoholic), gr.  $\frac{1}{2}$  to gr. j, to be repeated and increased; of the *fluid extract*, ℥j equals (nearly) gr. j of the powder; of the *tincture*, gtt. v to xx, and this is sometimes used as an embrocation to paralyzed parts. A tolerance of nux vomica and strychnia is rapidly established in the system.

#### IGNATIA.

The SEED of *Strychnos Ignatii*, or St. Ignatius' Bean, a tree of the Philippine Islands, contains a large proportion of *strychnia*, some *brucia*, etc., and possesses medicinal properties analogous to those of nux vomica. It may be given to fulfill the same remedial indications as nux vomica. An *abstract* and a *tincture* are officinal.

**RHUS TOXICODENDRON** (*Poison-Oak*). The FRESH LEAVES of *Rhus toxicodendron*, or Poison-Oak (*Nat. Ord.* Terebinthaceæ), an indigenous shrub from one to three feet high, and other species of *Rhus*, possess properties somewhat analogous to those of nux vomica, and have been employed with success in paralysis. They contain *toxicodendric acid*, to which their poisonous and medicinal activity is due. Dose, gr. j to gr. iij, or more, to be repeated and increased. In cases of poisoning, the irritation of the skin is relieved by glycerite of carbolic acid or alkaline solutions.

#### ERGOTA—ERGOT.

Ergot is a fungus growing from the diseased ovary of *Secale cereale*, or Rye (*Nat. Ord.* Graminaceæ). The U. S. Phar-

macopœia styles it the SCLEROTIUM OF CLAVICEPS PURPUREA (*Nat. Ord. Fungi*), replacing the grain of *Secale cereale*. Its predisposing cause is unknown, and it is not peculiar to rye, many other grasses being subject to it, as abortion in grazing

Fig. 19.



animals has been frequently produced by their eating grasses affected with ergot. The ergot usually projects out of the glum or husk of the plant, beyond the ordinary outline of the spike or ear. It should not be collected until some days after it has

begun to form, as it is thought not to possess full activity until about the sixth day of its formation. As found in the shops it consists of cylindrical or somewhat prismatic tapering grains, curved like the spur of a cock, of a purplish colour externally, and of a yellowish or grayish-white colour within. Its smell is peculiar and nauseous; its taste is at first faint, but becomes bitterish, acrid and disagreeable. It yields its virtues to water and alcohol, and does not keep well, being liable to the attacks of a minute worm. It deteriorates much more rapidly in powder than when in grain, in the former condition soon becoming inert.

Numerous analyses have been made of ergot, but there is still uncertainty as regards its active principles. The recent investigations of Dragendorff seem to show that the specific effects of the drug depend in a high degree upon a proximate principle of an acid character, to which the name of *sclerotic acid* is given. It is odourless and tasteless, soluble in water and boiling alcohol, but not at all in cold alcohol. Good ergot contains about 4 to 4.5 per cent. of the acid. Ergot also contains *scleromucin* (2 to 3 per cent.), *sclererythoin*, *scleriodin*, *picrosclerotin* (poisonous), *sclerocrystallin*, and *scleroxanthin* (inert), and an alkaloid, *ergotinine* (Maisch).

*Physiological Effects.*—The effects of ergot are not well understood, especially as regards its action on the nervous system. In medicinal doses it acts most conspicuously on the circulation and on the female system, in which it excites powerful contractions of the uterus. *After labour has commenced*, in ten or twenty minutes from its administration, it increases the violence, frequency and continuance of labour pains, which usually never cease until the child is born. Administered *before labour*, it frequently originates the process, though its effects in this respect are less constant. And even on the *unimpregnated uterus* it produces painful contractions, and evinces an influence over morbid conditions of the organ by checking uterine hemorrhage and expelling polypi. Ergot induces contraction of the unstriped or involuntary muscular fibre wherever found, causing contraction of the blood-vessels

everywhere, and it is thus available generally as a remedy in cerebral and spinal congestions, hemorrhages, tumours, morbid growths and enlargements. In large doses it produces vomiting, purging, increased peristalsis, and a marked sedative effect on the circulation, slowing the heart, probably by direct action on the cardiac muscle, and causing an enormous rise in the blood pressure, through the contraction of the arterioles and stimulation of the vaso-motor centres of the cord and medulla; decided toxic doses lower the blood pressure, by depressing the heart and vaso-motor centres (Wood, H. C.). In excessive quantities it acts as an acro-narcotic poison on both sexes. When it is used for a length of time as an article of food it produces a peculiar morbid condition, termed ergotism, which assumes two forms, one attended with convulsions, the other with dry gangrene of the limbs.

*Medicinal Uses.*—The chief employment of ergot is to promote the action of the uterus in parturition when its expulsive efforts are feeble and inefficient. It is, however, admissible only when there is a *proper conformation of the pelvis and soft parts*, when the os uteri, vagina, and os externum are dilated or readily dilatable, and when the presentation of the child is such as to offer no great mechanical impediment to delivery. It is also useful when from any cause it is important to accelerate delivery; in women subject to flooding, given just before delivery; to promote the expulsion of the placenta, when it is retained from a want of contraction of the uterus; to expel clots, hydatids, polypi, etc.; to restrain uterine hemorrhage, whether puerperal or non-puerperal; to excite and promote abortion, etc.; and locally as a styptic. It is now much employed, also, in hemorrhages generally, in gonorrhœa, dysmenorrhœa, paralysis of the bladder, purpura, diabetes insipidus, and several other diseases; lately, with marked success, in hypertrophy of the prostate; by hypodermic injection, in the cure of aneurism and varix, and of fibroid tumours of the uterus; and also in paralysis dependent upon congestion of the spinal cord. By many, ergot is believed to exercise a dangerous sedative influence on the *child* during labour (owing

to the interference of the passage of blood from the placenta during violent uterine contraction), and its use may occasionally produce foetal death, which a timely resort to the forceps would have prevented.

*Administration.*—Ergot may be given in labour, in the dose of ℥i, in *powder*, every twenty minutes, till its effects are produced, or three doses are taken; in other diseases the dose is from three to five grains. It may be safely given, in chronic diseases, for a long period, without danger of ergotism; the indication of the maximum dose having been reached is the production of uterine colic, when the dose should be diminished. The *fluid extract* is the best preparation (f℥i representing ergot t℥i); dose, 20 to 30 drops.\* The *wine* (vinum ergotæ) contains powdered ergot, 15 parts, in 100 by weight of the preparation. Dose, f℥j to f℥ij. The preparations used under the name of *ergotin* are of uncertain strength.

#### USTILAGO.

*Ustilago maydis* (*Nat. Ord.* Fungi), Corn Smut or Corn Ergot, is a fungoid growth upon the *Zea mays* or Indian Corn (*Nat. Ord.* Graminaceæ). It is found in irregular masses, growing upon all parts of the plant, but most frequently upon the fruit, and consisting of a blackish gelatinous membrane, inclosing numerous dark globular and nodular spores. It has a disagreeable odour and taste, and contains a *fixed oil*, a *crystalline principle*, etc. (Maisch).

Its *effects* are supposed to resemble those of ergot, and it has been successfully used in the same class of cases.

#### GOSSYPII RADICIS CORTEX—BARK OF COTTON ROOT.

*Gossypium herbaceum* (*Nat. Ord.* Malvaceæ) is a native of Asia, cultivated extensively in tropical and semi-tropical coun-

\* For hypodermic use, the fluid extract should be reduced by evaporation to one-sixth of its weight, and sixty grains of this extract should be dissolved in four fluidrachms of water; four minims of this aqueous solution represent one grain of extract and six grains of ergot.

tries, and with great success in the South Atlantic and Gulf districts of the United States. By cultivation, different varieties of this plant have been produced. The root should be collected immediately after the cotton is harvested, and the ROOT-BARK should be of a yellowish-brown colour externally, internally much lighter; when chewed, it has a slightly sweetish, astringent taste. It contains *chromogene* (when fresh), becoming a red resin, a *yellow resinous colouring matter*, *fixed oil*, *gum*, *sugar*, *tannic acid*, etc. It has long been recognized by southern physicians as possessing decided influence in exciting uterine contractions. Dr. J. C. Martin, however, from experiments on frogs, rabbits, and guinea-pigs, concludes that it has no action on the motor or sensory nerves, nor on the reflex functions; that the circulation and muscles are uninfluenced by it, and that it possesses no oxytocic properties (Am. J. Med. Sc., Jan. 1882). A *decoction* (made by boiling ℥iv of the inner bark of the root in a quart of water to a pint) has been used in doses of a wineglassful, repeated. The only officinal preparation is the *fluid extract* (which, when first prepared, is of a brownish-yellow colour, changing, however, to a bright red); dose, f℥ij. COTTON, the well-known filamentous substance separated from the seed of the varieties of *gossypium*, is a useful application to burns and parts affected with erysipelas and rheumatism.

## DIGITALIS.

*Digitalis purpurea*, or Purple Foxglove (*Nat. Ord.* Scrophulariaceæ), is a biennial European plant, cultivated in our gardens, with an erect stem three or four feet high, large ovate-lanceolate, crenate, downy and veiny leaves, of a dull green colour, and handsome bell-shaped crimson or purple flowers, arranged in a long terminal spike. The seeds and LEAVES are both active, but the latter only are employed, *from plants of the second year's growth*; and those from the European wild plants are preferred, as the cultivated variety is thought to be inferior in virtue. The petioles are removed,

and the leaves are then dried in baskets, in a dark place, in a drying-stove. When dried, they have a dull-green colour, with a faint odour and a bitter, nauseous taste, and afford a fine deep-green powder. Both leaves and powder should be preserved in well-stoppered bottles, covered externally with dark-coloured paper, and kept in a dark cupboard. And, as their medicinal activity is impaired by keeping, they should be renewed annually. They contain a neutral principle termed *digitalin*, which possesses properties similar to those of the leaves; also some *inosit*, *pectin*, *resin*, etc.

*Digitalin* is a white or yellowish-white powder, odourless, but of a very bitter taste; readily soluble in alcohol, chloroform and acids, but nearly insoluble in water and ether; dose, from  $\frac{1}{60}$  to  $\frac{1}{30}$  of a grain. Commercial digitalin, however, usually contains other principles mixed with pure digitalin, and it is best to prescribe digitalis.

*Physiological Effects.*—Nervous system: in toxic doses, digitalis lowers reflex activity by exciting Setschenow's inhibitory reflex centre, and, after a time, paralyzing the spinal cord (Dr. A. Weil quoted by H. C. Wood), causes prostration, muscular tremors, and sometimes convulsions. Circulation: it lessens the number of cardiac pulsations, *prolonging the diastole, energizing the systole*, and finally paralyzing the heart in systole; this is produced by direct stimulation of the cardiac muscle, and possibly of the contained motor ganglia, as well as of the peripheral inhibitory fibres of the pneumogastric. Moderate doses cause a rise in the arterial pressure, probably by contracting the arterioles, through stimulation of the vaso-motor centres of the cord; after large doses the pulse becomes dicrotic from irregular ventricular contraction; toxic doses, or, when the heart is much depressed, a sudden change from the recumbent to the erect position, may cause a frequent, weak and small pulse, with lowered blood pressure. The influence of digitalis over the pulse is more marked in weak and debilitated persons than in those who are robust and plethoric. Its effects, too, in this particular are more easily obtained in the recumbent than in the erect posture, owing to the less force

required in the former position to carry on the circulation. In the repeated use of small doses of this medicine, a *cumulative effect* is sometimes observed: its powers are not manifested for a certain time, and effects are suddenly produced, which are attributable to the whole amount administered, giving rise to dangerous and even fatal syncope. In morbid conditions of the circulation, where it is irritable, abnormally quick, or irregular, digitalis is considered to exercise a primary medicinal effect in *steadying* the pulse and restoring its force and regularity, while it diminishes morbid frequency. Where the temperature of the body is abnormally increased, digitalis, in large doses, will diminish it. As regards its diuretic action, it is probably rather indirect than direct, and is most conspicuous where dropsical effusions are removed under its influence. Brunton has, however, recently shown that in dropsies it acts directly on the Malpighian tufts, independent of the blood pressure. It increases the amount of solids eliminated in the urine, except that of urea and uric acid, which are diminished under its use. When too long continued, or taken in *excessive doses*, digitalis acts as an acro-narcotic poison, producing vomiting, purging, severe abdominal pains, vertigo, disordered vision, dilated pupils, syncope, and finally delirium and stupor, death being usually preceded by convulsions. In such cases, after evacuating the stomach, the diffusible stimuli, as brandy and carbonate of ammonium, should be administered. Opium, aconite, etc., antagonize to some extent the action of digitalis; the most complete antagonism exists between digitalis and saponine, the active principle of *Saponaria officinalis* (Köhler, quoted by Bartholow). The quantity of digitalis, however, that may be given, especially in disease, without destroying life, is considerable. Chemical analysis affords no certain tests of the presence of digitalis or its active principle, and in cases of suspected poisoning the *physiological* test is to be resorted to. In the celebrated *Pommerais* case, the criminal was condemned from the evidence derived from the administration of an extract obtained from the stomach and bowels of the deceased party, to small animals, in whom were produced vomiting and marked

diminution of the number of heart-beats, with intermittent and irregular action.

*Medicinal Uses.*—From its action on the circulation, digitalis has been used in fevers, inflammations, and hemorrhages, where bloodletting is inadmissible, as in hectic fever, tubercular hemoptysis, etc. In fevers accompanied by a high temperature, as scarlatina and typhoid fever, it is specially useful. In the treatment of diseases of the heart and great vessels it is a remedy of the greatest value, but is to be prescribed with discrimination. In dilatation of the heart, in fatty degeneration, and in failure or irritability of heart-action generally, digitalis, by increasing the force of the cardiac contractions and by abating irregular movement, is always useful; in uncomplicated hypertrophy it is objectionable. In valvular, especially mitral, disease, as well as aortic constriction, if the heart's action be feeble, it is indicated. It is greatly esteemed in the treatment of dropsy; and in the varieties of this disorder resulting from heart disease it is more employed than any other remedy, from its combined cardiac and diuretic influence. It is a valuable remedy in acute desquamative nephritis, especially when dropsy is present, and also in granular degeneration of the kidney under like circumstances. In delirium tremens, digitalis has lately been given in large doses, with excellent effect. It is thought that a physiological antagonism exists between digitalin and the alkaloids aconitia and delphinia.

*Administration.*—Digitalis may be given in *powder*, of which the dose is gr. j two or three times a day, to be gradually increased. The officinal preparations are the *abstract*, gr. i of which equals gr. ij of the powder; the *infusion*, dose fʒij–jv; the *tincture*, dose ℥v–fʒj; the *extract* (alcoholic), dose gr. ¼, gradually increased; the *fluid extract*, dose ℥j to begin with. If digitalis produce wakefulness, a little opium may be combined with it.

#### CIMICIFUGA.

*Cimicifuga racemosa*, Black Snakeroot, or Cohosh (*Nat. Ord.* Ranunculaceæ), is a very common indigenous perennial plant,

growing to the height of from four to eight feet, with ternate leaves, oblong-ovate, incised and toothed leaflets, and small white flowers disposed in a long raceme. The RHIZOME and ROOTLETS are the parts employed. The rhizome is a rugged, blackish-brown caudex, from a third of an inch to an inch in

Fig. 20.



thickness, often several inches in length, furnished with numerous slender rootlets. Internally its colour is whitish; it has a peculiar faint, disagreeable odour and a bitter, somewhat astringent, taste. It imparts its virtues to boiling water, and contains a *neutral crystalline principle, gum, starch, two resins,*

*tannic* and *gallic acids*, and a *volatile oil*. The active principle has not yet been isolated.

*Effects and Uses.*—The effects of *cimicifuga* are not very accurately known. After large doses, vertigo, dilated pupil, and often hypnotic and anodyne effects are seen. On the circulation its effects are similar to, but less powerful than, those of *digitalis* (Bartholow), as it slows the cardiac beat, while increasing the strength of its contraction, and raises the arterial tension. It is undoubtedly an active stimulant of the secretions, particularly those of the skin, mucous membranes and kidneys. It acts also on the uterus and unstriated muscles like *ergot*, but less powerfully. It increases the sexual appetite of the male and promotes the menstrual flow of the female (Bartholow). It has been employed with advantage as an expectorant in chronic bronchial affections, and even in caseous pneumonia and phthisis. In fatty heart it is safer than *digitalis*, and may be used in dilated heart, languid circulation, and oppressed breathing (Bartholow). It has also been used as a diaphoretic in rheumatism and as a diuretic in dropsies. “Puerperal mania, hypochondriasis and convulsions, due to menstrual irregularities, have been cured by *cimicifuga*” (Bartholow). As an antispasmodic in chorea it enjoys a high reputation. It often gives relief in the congestive forms of dysmenorrhœa, and is employed too, occasionally, to promote the expulsion of the placenta after delivery, in the relief of after pains, and in menorrhagia. It is a good remedy in subinvolution of the uterus. A saturated alcoholic solution has been used, with good effect, as an application to the eye in ophthalmia.

*Administration.*—Dose, in *powder*, ℥j-5j (not officinal). Of the *fluid extract* or *tincture* the dose is f5ss-j or ij.

#### DEPRESSO-MOTORS.

##### CONIUM.

*Conium maculatum*, or Hemlock (*Nat. Ord.* Umbelliferae), is a biennial European plant, naturalized in many parts of the

United States. Its stem is erect, from three to five feet high. The leaves are large and bright green; the flowers are small, white, and arranged in umbels. The whole plant is narcotic and virulent, and has a fetid, heavy odour. The FULL-GROWN FRUIT (gathered while yet green, and carefully dried) is the only portion used. It has a yellowish-gray colour, a feeble odour, and a bitterish taste; it is roundish-ovate, a line and a half in length by a line in breadth, and striated.

The active principle of hemlock is an alkaloid termed *conia* ( $C_8H_{15}N$ ), which exists in larger proportion in the seeds

Fig. 21.



than in the leaves. It is a colourless, transparent, volatile, oily fluid, of a peculiar repulsive, suffocating, mouse-like odour and a bitterish taste, sparingly soluble in water, and freely so in alcohol, ether, and chloroform, and undergoes decomposition upon exposure to the air. It is a highly energetic poison, even in very small doses; the dose of it is gr.  $\frac{1}{16}$ . Another alkaloid, *conhydrina*, has been isolated; both probably exist as malates. *Conia* combines with acids to form salts and with water a hydrate. A new principle, *methylconia*, has been obtained.

*Physiological Effects.*—Local action: conia applied to a part may produce paralysis. Nervous system: hemlock has but little influence upon the cerebral hemispheres, for in cases of poisoning from it consciousness has been preserved to the last. A medicinal dose induces the following effects: a sense of muscular fatigue and feebleness of the legs is felt, the eyelids droop, and vision becomes impaired, accompanied by dilatation of the pupil. In lethal doses conium causes paralysis, which is due to a paralyzing influence on the terminal extremities of the motor nerves. On the sensory nerves it has no influence, while its action on the cord is doubtful. The circulation is not influenced by hemlock; the respiratory movements are not altered unless a poisonous dose has been taken, when the respiratory centre is paralyzed and death ensues from asphyxia. Temperature: some lowering of the animal heat has been noted, but this, lately, has been denied by Lautenbach. Secretions: conium has no action on the glandular organs. Elimination: hemlock is eliminated in part by the urine, as it has been found there. In large doses it causes nausea, vertigo, dimness of vision, relaxation of the muscles; and in poisonous quantities, dilatation of the pupils, difficulty of speech, delirium or coma, paralysis, and finally convulsions and death. It has no direct hypnotic effect. Like woorara, its *characteristic physiological effect* is the *production of pure motor paralysis*, beginning in the extremities and extending to the trunk, involving chiefly the terminal nerve-endings. In cases of poisoning, alcoholic stimuli are to be given, and as physiological antidotes, the tetanizing agents, as *strychnia*.

*Medicinal Uses.*—It is employed as a general and topical anodyne, to relieve the pain of malignant tumours; and, even if destitute of the deobstruent powers which have been ascribed to it, it certainly exerts a remarkably palliative influence upon painful chronic indurations. It has also been recommended as an antispasmodic in whooping-cough, asthma, paralysis agitans, and as an anodyne in neuralgia; as an adjuvant to other remedies in mania, especially melancholia; to moderate irritability of the sexual organs; in diabetes; to relieve the

blepharospasm of many acute inflammations of the eye; and it is used externally as a cataplasm to cancers and other irritable ulcers. Conium is quickly absorbed, and is eliminated with equal rapidity; hence its effects are speedily induced, and are of brief duration. It is the *cicuta* of Hippocrates, Galen and Pliny, and is supposed to have been the poison administered to Socrates and Phocion.

*Administration.*—The dose of the *powder*, gr. ss–j. The *extract* (*alcoholic*) may be given in the same doses. An *abstract* is also officinal. A *tincture* (dose, fʒss, fʒj) and a *fluid extract* are also used; of the *fluid extract*, a fluidounce of which contains a troyounce of the seeds, and in preparing which muriatic acid is employed to fix the alkaloid *conia*, the dose is four or five minims.

The preparations of conium are uncertain, from the fact that the active principle is very volatile and easily escapes; the *leaves* contain but a small amount of it, which is easily driven off, even in the act of desiccation. Probably the best preparation is the fluid extract; this is now given in larger doses than those formerly laid down.

#### PHYSOSTIGMA—CALABAR BEAN.

This is the seed of a perennial climbing plant of the western coast of Africa, which has received the name of *Physostigma venenosum* (*Nat. Ord. Leguminosæ*). The SEED is about the size of a large horse-bean, irregularly kidney-form in shape, with a hard, brittle integument, and of a dark chocolate-brown colour. The inner kernel is by far the more active portion. Alcohol, but not water, extracts its medicinal virtues. It yields an active alkaloid, termed *eserina* or *physostigmina*, sparingly soluble in water, but more soluble in alcohol, ether and chloroform; and recently another alkaloid, termed *calabaria*, which is believed to be a tetanizing agent, has been found in it in variable amount. The dose of *eserina* is gr.  $\frac{1}{12}$  to  $\frac{1}{80}$ .

The Calabar bean has long been used among the negroes of western Africa as an ordeal to determine the guilt or inno-

cence of accused individuals, whence its name, the *ordeal bean of Calabar*.

*Physiological Effects.*—It has been found, in full medicinal doses, to produce giddiness, torpor, paleness and coolness of the surface, weak and irregular pulse, relaxation of the muscular system, and drowsiness, but not stupor. An interesting effect of its action is a remarkable power of contracting the pupil, whether taken internally or applied externally; it seems probable that this is accomplished by a local peripheral action—*i. e.*, paralysis of the sympathetic terminals and stimulation of the oculomotor fibres in the iris; and it also contracts the ciliary muscle, which regulates the accommodating power of the eye. Nervous system: the brain is not directly affected by Calabar bean, the paralysis induced by it being due to a depressant action upon the spinal cord. In proof of this statement can be offered the fact that the muscular contractility and irritability of the motor and sensibility of the sensory nerves remains unimpaired in cases of poisoning by physostigma. The local application of a strong solution abolishes the functions of both kinds of nerves (Fraser). Lethal doses of physostigma cause total loss of reflex activity in the cord. Circulation: small doses of physostigma retard the heart's action by lengthening the diastolic pause, while toxic doses arrest it in diastole, but before the movements are extinguished there is a marked fall in blood pressure. The stoppage is probably due to paralysis of the cardiac ganglia. Respiration: toxic doses of physostigma cause slowing of these movements, and eventually they are abolished, death ensuing from asphyxia. Intestines: Calabar bean increases decidedly intestinal peristalsis. Increase of the salivary secretion has been observed. A poisonous dose of physostigma in man causes nausea, giddiness, muscular weakness and tremors, diminished heart action, abolition of reflex action, slow respiration, myosis and paralysis. It is allied in its effects to woorara and conium, but differs from them in its tendency to produce muscular twitchings, and contraction of the pupil. In cases of poisoning, after emptying the stomach, the hypodermic administration of a solution of

*atropia* is the best physiological antidote. Chloral mitigates the symptoms.

*Medicinal Uses.*—Calabar bean has been found highly efficacious in traumatic tetanus, but it must be given in doses large enough to attain decided effects. Dr. Fraser advises the exhibition of the drug, hypodermically, in severe cases. It has been used also with success in chorea, and in poisoning from strychnia, and spasmodic cholera. In ophthalmic surgery its employment is obvious, either to produce contraction of the pupil or to increase the power of accommodating the eye to distances.

The dose of the kernel is laid down as two or three grains, to begin with, gradually increased. By exhausting the kernel with alcohol, an *extract* (alcoholic) is obtained, of which the dose is gr.  $\frac{1}{3}$ . A good form of administration is the *tincture* (100 parts contain 10 parts of the powder); dose, 1 to 10 drops; or a solution in glycerin may be used. *Eserina* itself, or as a salt, one part to a thousand in solution, may be applied to the eye. *Physostigmine salicylas* is now officinal. Gelatine disks are now much used.

#### COCCULUS—COCCULUS INDICUS.

This is the DRIED SEED of *Anamirta cocculus* (*Nat. Ord.* Menispermaceæ), a climbing shrub of India. The fruit is a one-celled berry, of a dark purplish colour, with a soft pulp, and a single *seed* the size of a pea, containing a bitter kernel. The active properties reside in a peculiar white, crystallizable bitter principle termed *picrotoxin*, which is partially soluble in water, and very soluble in alcohol, chloroform and ether. Picrotoxin is not precipitated by the reagents for the alkaloids, and does not neutralize acids. In the shell, an alkaloid termed *menispermia* has been found, and a neutral principle of the same composition as the alkaloid, termed *paramenispermia*.

*Effects and Uses.*—Cocculus Indicus is an acrid cerebro-spinant narcotic, capable, in large doses, of producing death by tetanic fixation of the respiratory muscles. Its cerebral

effects are variously described, such as stupor, giddiness and vertigo. In doses sufficient to produce cerebral effects it is apt to nauseate. *Cocculus Indicus* is a tetanizing agent, this condition being followed by convulsions, paralysis and coma. The chief action of the drug appears to be that of an excitant of the centres located in the medulla oblongata. The convulsions can be brought on in an animal from which the brain has been removed, and the reflex functions are suspended by it. During the convulsive stage the heart's action increases, while in the stage of coma it becomes slow, and after death it is found to be in diastole. Picrotoxin induces decided diaphoresis. It has not been much used internally, except in the night sweats of phthisis (Murrell) in doses of gr.  $\frac{1}{180}$  to  $\frac{1}{60}$  of picrotoxin, with good results; but in the form of decoction or ointment it is employed to destroy lice and other parasites, and for the cure of tinea and porrigo of the scalp. It is said to prevent the secondary fermentation of malt liquors, into which it is sometimes introduced as an adulteration. *Cocculus Indicus* is not officinal, but the alkaloid *picrotoxin* (*picrotoxinum*) is among the articles added to the Pharmacopœia of 1880.

#### WOORARA.

This substance, termed also *woorari*, *woorali*, and *curare*, has long been known as a powerful poison prepared by the Indians in South America, and of late years has been employed as a medicine. Its source is unsettled, but it is generally considered to be an extract from the bark of *Strychnos toxifera* and *S. cogens*. It is brought from the banks of the Orinoco, and occurs in the form of dark-brown or grayish lumps or powder, of an intensely bitter taste, and, when triturated, of a powerful odour. An alkaloid termed *curaria* has been extracted from woorara. It is said to exist as a sulphate (Sachs).

*Effects and Uses.*—Woorara, topically, is an irritant. Woorara is ranked with the motor depressants, and is considered to destroy life by more or less rapid paralysis of the respiratory muscles. A peculiarity of its action is that it is comparatively

innocuous when taken by the stomach, being either not absorbed at all in this viscus, or so slowly as to allow of its elimination by the kidneys before dangerous accumulation in the blood. Hence, for therapeutic purposes, it must be employed either endermically to a blistered surface or by hypodermic injection. Woorara kills the intra-muscular motor nerve-endings without affecting the muscular irritability, and destroys the reflex function of the spinal cord: in other words, the paralysis induced by it is peripheral and not centric; eventually, however, the paralyzing action of woorara extends to the nerve-trunks and centres. The cerebrum is only secondarily involved. Artificial respiration retards the poisonous effects of the drug. Woorara stimulates and then paralyzes the accelerator cardiac nerves. Other effects of woorara are elevation of temperature, increased nasal, salivary and intestinal secretions, and diabetic urine (in animals). The elimination of curaria has been distinctly shown to take place, in part, by the kidneys.

Woorara, or curaria, is only applicable to the treatment of those affections which therapeutically require motor depressants to antagonize the disease process. Among the most prominent of these are tetanus and hydrophobia. In tetanus good results have been obtained from its use in large doses, while from hydrophobia there are two reported cases of recovery. It has also been employed in chorea and epilepsy. The dose of woorara is from  $\frac{1}{10}$  to  $\frac{1}{2}$  of a grain. Of *curaria*, from gr.  $\frac{1}{200}$  to  $\frac{1}{100}$ , hypodermically. Caution must be enjoined, as the samples vary.

## VIBURNUM.

Viburnum is the BARK of *Viburnum prunifolium*, commonly known as the Sloe or Black Haw (*Nat. Ord.* Caprifoliaceæ), a small tree growing in thickets in the southern and western States, with opposite, oval, obovate, sharply serrulate leaves about two inches long, and short slightly marginal petioles. It has small white flowers in terminal cymes, appearing in May; and small blue-black edible drupes containing a flattish smooth putamen. The bark is in thin pieces or quills of a purplish-

brown colour, with scattered warts and minute black dots; collected from the old wood it is grayish-brown, the thin corky layer easily removed from the green layer; the inner surface is whitish and smooth; it breaks with a short fracture; is without smell, and of a bitter, astringent taste (Stille and Maisch, Maisch). It contains *valerianic acid*, a brown bitter *resin*, a greenish-yellow *bitter principle*, *tannin*, etc.

*Effects and Uses.*—The physiological effects of viburnum are not understood. It probably acts as a sedative to the spinal centres, especially those governing the uterine functions; whether it influences the circulation or the blood supply to the uterus, or what action if any it has on the sympathetic ganglionic system are questions for the future to determine. It is said that no disagreeable after effects attend its use. Viburnum is highly recommended as a sedative in cases of threatened abortion whether accidental or due to the action of drugs, and is said to be especially serviceable where a tendency to abortion exists from habit. In these cases ℥j may be given every two or three hours as long as the abortion is threatening. It is also recommended to allay the severity of after-pains, and is one of the numerous remedies which have been used for the relief of the vomiting of pregnancy. It has also been used with success in menorrhagia and metrorrhagia, depending on anæmia, debility or other systemic cause, and in menorrhagia accompanied with nervous symptoms appearing at the climacteric period. It has been given in dysmenorrhœa with profuse discharge, and may be combined with other remedies in the treatment of neuralgic dysmenorrhœa. The *fluid extract* is officinal, and may be given in doses of fʒss-j.

#### GRINDELIA.

Grindelia is the LEAVES and FLOWERING TOPS of the *Grindelia robusta* (*Nat. Ord.* Compositæ), an herbaceous perennial plant growing to the height of one or two feet, indigenous to the Pacific coast. It resembles the common sunflower in its general appearance, and contains *volatile oil* and *resin* (Maisch).

*Effects and Uses.*—In large doses, grindelia has a decided hypnotic effect, during which the pupils are dilated and reflex action, motion and sensation are depressed. The cardiac action is slowed by grindelia, as are also the respiratory movements. It stimulates the gastro-intestinal mucous membrane, promoting the appetite and digestion, and is eliminated by the kidneys and broncho-pulmonary mucous membrane (Bartholow). It irritates the kidneys and increases the secretion of urine. Grindelia is very highly recommended in the treatment of asthma, especially in the uncomplicated spasmodic form, but has also proved useful when complicated with bronchitis, etc. In many cases of hay asthma and hay fever it has proved of much benefit. It is useful in pertussis, and is also recommended in acute and chronic bronchitis and pneumonia. It is administered advantageously in chronic pyelitis and chronic cystitis, acting on the mucous membrane as it is eliminated (Bartholow). Dr. H. M. Fiske recommends its internal and local use in iritis. It has been used as an injection in vaginitis and as a local application in poisoning by rhus toxicodendron, the latter with varying results. The *fluid extract* is officinal, and may be given in doses of ℞-fʒj.

## SUMBUL.

Sumbul is the ROOT of the *Ferula sumbul* (*Nat. Ord. Umbelliferæ*), a perennial plant, growing to the height of eight feet, with large triangular, tripinnate radical leaves and a few small cauline leaves. It is a native of Turkestan and eastern Siberia. The root reaches us through Russia, and is met with in transverse slices from one to five inches in diameter and three-quarters to two inches thick. It is light, spongy, annulated, with a thin brownish bark and a whitish interior, with numerous dots of brown-yellow resin and irregular, easily separated fibres; of a strong musk-like odour and a bitter, balsamic taste. The root of the *Dorema ammoniacum* is sometimes flavoured with sumbul, but may be distinguished from it by being firmer, denser, and of a yellow or reddish tint (Stille and

Maisch). Sumbul root contains a *volatile oil*, a soft *resin*, *angelic* and *valerianic acids* (Maisch).

*Effects and Uses.*—The physiological effects of sumbul are not accurately known. It probably acts as a sedative to the brain and spinal cord. It was originally introduced into Russia as a remedy for cholera, and is still used there in asthenic dysentery and diarrhœa. In England it has been used in dysmenorrhœa, hysteria, epilepsy and various allied nervous disorders. Mr. Murawieff recommends it in chronic bronchitis in old and debilitated patients, in humid asthma, atonic dyspepsia, hypochondriasis and hysteria, and Phillips has seen it prove useful in chronic bronchitis and in certain stages of phthisis. He also recommends it in severe cases of facial, sciatic or ovarian neuralgia, and in the restlessness of pregnancy. Boehm (Ziemssen's Cyclopædia) speaks favourably of it in delirium tremens. It is not much used in this country. The *tincture* may be given in doses of ℥x-fʒj.

## CLASS II.—ECCRITICS.

## ORDER I.—EMETICS.

Emetics (from *εμεω*, I vomit) are medicines which are employed to promote vomiting; when they are used merely to excite nausea, they are termed *nauseants*. When an emetic is administered, usually within fifteen or twenty minutes afterwards a feeling of distress, relaxation and faintness is experienced, with coolness and moisture of the skin and a small, feeble, irregular pulse. These symptoms increase till the contents of the stomach are ejected. During the act of vomiting, the face becomes flushed, the pulse is full and frequent, and the temperature of the body is increased. After vomiting is over, the skin is moist, the pulse soft and feeble, the patient becomes languid and drowsy, and, under peculiar circumstances, alarming and even fatal syncope has been induced. Emetics act either directly on the centres of the medulla which govern the act of vomiting, or by the local irritation they produce, which, being conveyed to the centre probably by filaments of the pneumogastric nerve, produces vomiting in a reflex manner. In the former case, vomiting is produced by the drug, no matter in what manner it enters the system, and it is therefore called a *systemic emetic*; in the latter, vomiting is only produced by the introduction of the substance into the stomach, and it is hence called a *local emetic*. Dr. Marshall Hall gives the following summary of the mechanism of vomiting: "During the act of vomiting, 1, the larynx is closed; 2, the cardia is opened; and 3, all the muscles of expiration are called into action; but, 4, actual expiration being prevented by the closure of the larynx, the force of the effort is expended upon the stomach, the cardia being open, and vomiting is effected."

Susceptibility to the action of emetics differs in different individuals and in different diseases. In fevers, and where gastric irritation is present, their influence is increased; and, on the other hand, when the brain is oppressed by disease or

by narcotic medicines, the stomach is exceedingly insensible to their action.

Emetics are employed therapeutically—1, to evacuate the stomach, for the purpose of removing poisons, undigested food, etc.; and, with this view, the emetics should be selected which occasion least nausea and distress; 2, to expel foreign bodies lodged in the throat or œsophagus; 3, to excite nausea, and thereby depress the vascular and muscular systems; 4, to relieve spasm, as in spasmodic croup; 5, to promote secretion and excretion, etc.; and, 6, sometimes to break up a train of morbid association, by giving a shock to the system, as in the forming stages of certain fevers, as typhus and scarlatina, and of delirium tremens. They are improper in congestion of the brain, pregnancy, hernia, etc. The act of emesis is promoted by the free use of tepid drinks; excessive vomiting may be checked by demulcents, opiates, counter-irritation to the stomach, etc.

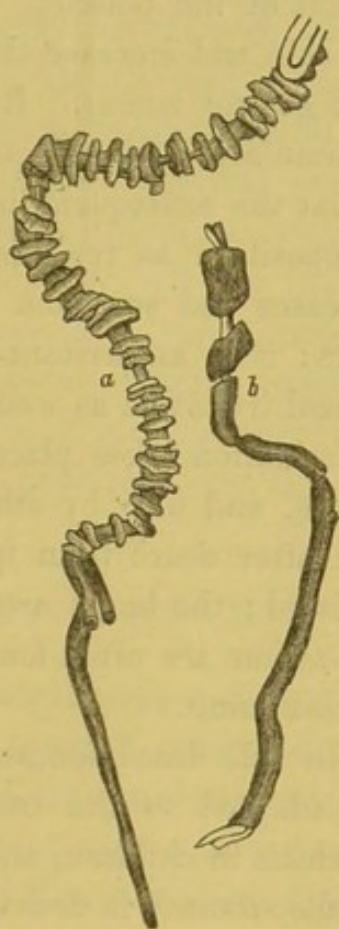
#### VEGETABLE EMETICS.

##### IPECACUANHA.

Ipecacuanha is the ROOT of *Cephaëlis ipecacuanha* (*Nat. Ord.* Rubiaceæ), a small shrubby perennial plant of Brazil, where it grows to the height of about five or six inches. The roots, as met with in the shops, are in pieces about the size of a quill, several inches long, of an irregular, twisted, contorted shape, with numerous circular rings or rugæ, from which they have been termed *annulated*. When broken, they are seen to consist of two distinct parts—a thin ligneous axis or centre, which is nearly inert, and a thick cortical layer, which has an herbaceous, acrid, rather bitter taste and a slightly nauseous odour. A distinction is made of *black*, *red* and *gray* ipecacuanha, from differences in the colour of the epidermis; but they are all derived from the same plant, and are the same in properties and composition. The *black* is the most common variety in our market. The powder is of a light grayish-fawn colour, and has a peculiar nauseous odour, which in some persons ex-

cites violent sneezing, in others dyspnœa. Ipecacuanha imparts its virtues to both water and alcohol, but they are injured by decoction. Its emetic property depends on the presence of an alkaloid, termed *emetia* ( $C_{28}H_{40}N_2O_5$ ), which exists in combination with *ipecacuanhic acid*. Emetia is a whitish, inodorous, slightly bitter substance, sparingly soluble in water and ether, and very soluble in concentrated alcohol and chloroform. It produces vomiting in the dose of gr.  $\frac{1}{4}$ , and in overdoses may occasion dangerous and even fatal symptoms. Occasionally a

Fig. 22.



sophisticated root, that of *Psychotria emetica*, derived from New Granada, is found in the markets; this is not *annulated*, but *longitudinally striated*, and contains less than half the quantity of the emetia found in the genuine root ( $1\frac{1}{2}$  per cent.).

*Physiological Effects.*—Locally, powdered ipecac is an irritant to raw surfaces and to the mucous membranes, causing violent sneezing, etc. When rubbed into the sound skin it

causes pustulation and even ulceration. Nervous system: it stimulates the centre of the medulla oblongata which presides over the act of vomiting, and somewhat diminishes the reflex activity of the cord. Toxic doses (in animals) generally cause death by paralyzing the respiratory centres. The nerves probably remain unaffected. Circulation: moderate doses probably do not affect the circulation; very large doses injected into the jugular vein of dogs have killed by cardiac paralysis. Temperature: in the mouth and on the surface the temperature falls in cases of emetia poisoning, but in the intestines it rises (from the irritant action of the poison). Secretion: repeated small doses relax the skin and increase the perspiration, saliva and the bronchial and gastric mucus. Rutherford states that it has the power of stimulating the secreting apparatus of the liver (in dogs), and that the consequent increased secretion of bile is normal in composition as regards the biliary matters proper. It also increases the secretion of intestinal mucus. Gastric-intestinal tract: it is an irritant to the stomach, producing vomiting by local irritation as well as by direct action on the medulla. Elimination takes place by the gastro-intestinal mucous membrane, and also by other secretions. Post-mortem appearances: after death from ipecac, the stomach is found intensely congested; the lungs are generally congested, and patches of hepatization are often found; sometimes, however, the lungs are exsanguine.

*Medicinal Uses.*—In full doses, ipecacuanha is a mild and certain emetic, well adapted to the treatment of spasmodic croup and acute bronchitis in children, and to all cases where a simple evacuation of the stomach is desired. In smaller doses it produces nausea, depression of the pulse, expectoration and diaphoresis, and with these views it is employed in the treatment of pulmonary affections, dysentery, and inflammatory disorders generally. In still smaller doses it is useful as a tonic and stomachic. Ipecacuanha was first introduced as a remedy in dysentery, and, after being for a time laid aside, has been again used with marked success. It is also used with advantage in the vomiting of sick headache, and will sometimes, when

given in small doses, frequently repeated, arrest the nausea and even the vomiting of pregnancy.

*Administration.*—Dose, as an *emetic*, gr. xv to gr. xx; as a *nauseant*, gr. ss to gr. ij, three or four times a day; as an *expectorant* or *diaphoretic*, gr.  $\frac{1}{4}$  to gr.  $\frac{1}{2}$ , repeated; as a *tonic*, gr.  $\frac{1}{10}$ , repeated. The *fluid extract* is used as an addendum to expectorant and diaphoretic mixtures, f $\overline{5}$ j representing  $\overline{5}$ j of the root; as an emetic, dose f $\overline{5}$ ss-i; the *wine* (*vinum ipecacuanhæ*) contains *fluid extract* 7 parts in stronger white wine 93 parts; dose, as an emetic, f $\overline{5}$ ss-i; *fluid extract*, 5 parts, mixed with simple *syrup*, 95 parts, makes *syrupus ipecacuanhæ*, an excellent preparation for children—f $\overline{5}$ j containing gr. xxx of ipecacuanha; for a child a year or two old, f $\overline{5}$ ss-j may be given as an *emetic*, and v-xx drops as an *expectorant*. *Pulvis ipecacuanhæ et opii* (formerly called *pulvis ipecacuanhæ compositus*, or *Dover's powder*) contains powdered ipecac and opium each gr. j, sugar of milk gr. viij (see Opium, p. 63). *Troches of ipecacuanha* (contain also sugar, tragacanth, and syrup of orange peel), each troche contains ipecac gr.  $\frac{1}{4}$ . *Troches of morphine and ipecac* each contain morphine gr.  $\frac{1}{40}$ , ipecac gr.  $\frac{1}{12}$ , with sugar, oil of gaultheria and mucilage of tragacanth.

## SANGUINARIA—BLOODROOT.

The RHIZOME of *Sanguinaria canadensis*, or Bloodroot (*Nat. Ord.* Papaveraceæ), a small indigenous plant, with radical, cordate, lobate leaves and a handsome white eight-petalled flower, which appears in early spring, is usually classed with emetics. When dried it is in flattened pieces, much wrinkled and contorted, of a reddish-brown colour, with a faint narcotic odour and a bitterish, very acrid taste. It yields its virtues to water and alcohol, and loses them rapidly by keeping. An alkaloid, *sanguinarina* (C<sub>19</sub>H<sub>17</sub>NO<sub>4</sub>), has been obtained from it, which possesses the properties of the root.

*Effects and Uses.*—Bloodroot is an acrid emetic, and, in large doses, an acro-narcotic poison. Locally, it acts as an irritant, and upon fungous surfaces as an escharotic. When

inhaled, the powder causes violent sneezing. In large doses it causes collapse, dilated pupil, and sometimes convulsions of spinal origin, and diminishes reflex activity. After nauseating doses the pulse and arterial pressure are increased, but

Fig. 23.



when enough is taken to produce vomiting the pulse is slow and irregular and the arterial tension is lowered. After poisonous doses the respiration becomes shallow and slower, and death takes place from asphyxia, due to paralysis of the respiratory centre.

Sanguinaria produces salivation and increases the secretion of the gastric mucous membrane. It stimulates the liver and intestinal glands, increasing the secretion of bile, but at the same time rendering it more watery (Rutherford). It is an active systemic emetic, causing much depression and irritation of the mucous membrane (Bartholow; Robert Mead Smith, quoted by H. C. Wood). It is not much used as an emetic, but is occasionally employed with this view in croup and diphtheria, or as an expectorant in pulmonary affections. In duodenal catarrh and secondary catarrhal jaundice it has been used with advantage. It has also been used as an emmenagogue in amenorrhœa. Dose, as an *emetic*, gr. x to xx, in pill, or in *infusion* (t̄ss to boiling water Oj—not officinal), of which f̄ss is the dose. *Tincture*—dose as an *emetic*, f̄iij or iv; as an *expectorant*, ℥v-xxx. The *vinegar* (*acetum*) contains ten per cent. by weight of the powdered drug. The *fluid extract* is also officinal.

## APOMORPHIÆ HYDROCHLORAS.

Apomorphia is an artificial alkaloidal substance ( $C_{17}H_{17}NO_2$ ) obtained by heating morphia with hydrochloric acid under pressure, the acid subtracting one molecule of water from a molecule of morphia, and leaving apomorphia ( $C_{17}H_{19}NO_3 = H_2O + C_{17}H_{17}NO_2$ ). When apomorphia is treated with hydrochloric acid it combines to form the officinal salt. When pure it is a white powder, but it absorbs moisture readily, becoming green.

*Physiological Action.*—In animals, in large doses, it at first stimulates the nerve centres and afterwards paralyzes them. Convulsions are produced, but their origin is not determined. Apomorphia is a poison to the muscular system. Small doses increase the cardiac action and elevate the pressure, but when large doses are taken, the cardiac movements are probably slowed and the pressure diminished. Very large doses may have a decided sedative action on the circulation (in man), and even induce syncope. Large doses at first increase the number

of the respiratory movements, but afterwards diminish them; poisonous doses cause death by asphyxia. This is due to the action of the drug on the respiratory centre. Apomorphia is chiefly of interest therapeutically on account of the emesis which follows its administration. It is a prompt and efficient systemic emetic, causing vomiting within a half hour after it is taken, which is repeated two or three times at intervals of about fifteen minutes, and is attended by little nausea and usually little or no depression.

*Medicinal Uses.*—Apomorphia may be used as an emetic hypodermically or by the stomach, in cases of narcotic poisoning or where it is desirable to evacuate the contents of the stomach promptly. It has also been used as an expectorant in both acute and chronic bronchitis, and in suffocative catarrh of infants. Trousseau recommends it in hæmoptysis. Dose of the *hydrochlorate* (the same as that of the pure drug) gr.  $\frac{1}{18}$  hypodermically, or  $\frac{1}{8}$  or perhaps  $\frac{1}{4}$  by the stomach. It should be given cautiously, on account of the depression which occasionally accompanies its action.

SINAPIS (*Mustard*). The POWDERED SEEDS of *Sinapis nigra* and *Sinapis alba* (*Nat. Ord.* Cruciferæ), in doses of from a teaspoonful to a tablespoonful, are very useful emetics, particularly in atonic conditions of the stomach.

TOBACCO and LOBELIA act as emetics in large doses, but their employment is attended with danger, owing to the great prostration which they produce (see pp. 81, 83). SQUILL also possesses emetic powers, but it is too irritating for use in this respect.

#### MINERAL EMETICS.

TARTAR EMETIC. Dose, gr. j to gr. ij (see p. 228).

ZINC SULPHATE. Dose, gr. x to gr. xx (see p. 162).

COPPER SULPHATE. Dose, gr. iij to gr. v (see p. 160).

ALUM. Dose, a teaspoonful (see p. 191).

YELLOW SUBSULPHATE OF MERCURY or TURPETH MINERAL.  
Dose, gr. ij to gr. v (see Mercuric Preparations).

## ORDER II.—CATHARTICS.

Cathartics (from καθαίρω, I purge), termed also *purgatives*, are medicines which produce evacuations from the bowels. Some operate by increasing the peristaltic motion of the intestines; others stimulate the mucous follicles and exhalants, and occasion watery evacuations, whence they are termed *hydragogues*. The more violent of the hydragogues, if given in overdoses, produce inflammation of the alimentary canal, characterized by violent vomiting and purging, abdominal pain and tenderness, cold extremities and sinking pulse. From their activity they are denominated *drastics*. Different cathartics affect different parts of the alimentary canal unequally, some acting more particularly on the upper portion, some on the lower, and others affecting all parts equally. Mercurial preparations purge chiefly by inducing a flow of bile from the liver.

Cathartics may be arranged in five groups: 1. *Laxatives*, which gently evacuate the contents of the bowels, without causing any obvious irritation or affecting the general system. 2. *Saline cathartics*, which increase both the peristaltic action of the bowels and the effusion of fluids from the mucous surface, but are devoid of any excitant action on the general system, and are therefore adapted to the treatment of febrile and inflammatory cases. 3. *Mild acrid cathartics*, which are acrid, but not sufficiently violent in their local action to cause inflammation. 4. *Drastics*, comprising the more powerful and irritating cathartics, which, in large doses, act as acrid poisons. 5. *Mercurial cathartics*.

Cathartics are employed *therapeutically*—1. To evacuate the bowels in constipation, and remove noxious matters, as retained feces, undigested food, morbid secretions, worms, poisons, etc. 2. To depurate the blood, as in typhus fever, uræmia, etc. 3. To relieve inflammation, congestion and plethora, by the depletion of the bloodvessels, which results from increased secretion and exhalation from the gastro-intestinal canal. 4. To promote absorption. 5. To affect remote

organs, particularly the brain, through the agency of revulsion and counter irritation. 6. To stimulate the secretion of the liver and pancreas, by irritating the orifice of the ductus communis choledochus. 7. In the treatment of diarrhœa. 8. To relieve spasms of the bowels. 9. To restore the catamenia, by the irritating influence which they exert on the pelvic vessels. The more active cathartics are contraindicated in cases of inflammation or ulceration of the gastro-intestinal mucous membrane, peritonitis, the advanced stages of typhoid fever, pregnancy, etc.

The operation of cathartics is promoted by the addition of small doses of emetics and of the bitters. By combining those which act upon different portions of the alimentary canal, their operation is rendered less irritant, without any diminution of purgative efficiency. The griping and nauseating tendency of the drastic cathartics may be corrected by the addition of aromatics; carbonic acid water is a grateful vehicle for administering the saline preparations. Cathartics operate most speedily and favourably when given on an empty stomach, and susceptibility to their action is diminished during sleep, and increased by exercise. Mild diluent beverages promote their operation. In the event of hypercatharsis, opium should be administered by the mouth or the rectum.

#### LAXATIVES.

Several articles of diet have a laxative operation on the bowels, and are useful in cases of habitual costiveness, as most of the ripe and dried fruits—particularly tamarinds, peaches, apples, raisins, figs and prunes—West India molasses, honey, bran, cracked wheat, Indian meal and oat meal, etc.

The following medicinal substances are usually arranged under the head of *laxatives*, and are employed in cases where we wish to open the bowels with the least possible irritation,—as in children and pregnant women, in inflammation or surgical operations about the abdomen and pelvis, in typhoid fever, hernia, piles, affections of the rectum or womb, etc.

## TAMARINDUS—TAMARIND.

This is the PRESERVED PULP OF THE FRUIT of *Tamarindus Indica* (*Nat. Ord.* Leguminosæ), a large tree of the East Indies, cultivated extensively also in the tropical portions of America. It comes to the United States chiefly from the West Indies. The preserved pods, as found in the shop, consist of a dark-coloured adhesive mass, formed of pulp, fragments of the pods, seeds and syrup, of a sweetish acidulous taste. They contain a good deal of citric acid, with some tartaric and a little malic acid. An infusion of the pulp (℥ss to boiling water Oj), sweetened, makes a pleasant refrigerant and laxative drink; half an ounce to an ounce of the pulp is a good laxative. It enters into the *confection of senna*.

## MANNA.

Manna is the CONCRETE SACCHARINE EXUDATION, in *flakes*, of *Fraxinus ornus* and of *Fraxinus rotundifolia* (*Nat. Ord.* Oleaceæ), small trees of Sicily and southern Italy. It is obtained from incisions into the stems of the trees. The best kind is produced during the height of the season, when the juice flows vigorously, and from the upper stems, where it is less fatty. It is called *flake manna* or *manna cannulata*, and consists of pieces from one to six inches long, one to two inches wide, and from half an inch to an inch thick, of irregular form, but more or less stalactitic, hollowed out on one side (from the shape of the tree or substance on which they are concreted), of a white or yellowish-white colour, an odour like that of honey, and a sweet, afterwards rather acrid, taste. A common manna, called *common manna*, or *manna in sorts*, is obtained from incisions later in the season, and from the lower stems. It occurs in small pieces, which seldom exceed an inch in length, and are softer, more viscid and darker than the flake manna. A still inferior variety is termed *fat manna*, and consists of small, soft, viscid fragments, of a dirty yellowish-brown colour, mixed with a few pieces of the flake manna. Manna is

soluble in both water and alcohol, and contains a white crystalline, saccharine principle, termed *mannite* ( $C_6H_{14}O_6$ ), not susceptible of the alcoholic fermentation (found also in mushrooms, the olive tree and other plants), some *sugar*, and a *resin* to which it probably owes most of its purgative effect.

*Effects and Uses.*—In moderate doses manna is nutritive; in larger, mildly laxative. It is given principally to children, to whom its sweet taste renders it acceptable; and it is sometimes combined with the more active cathartics. It may be taken in substance, or dissolved in warm milk or water. Dose for an adult, ℥j to ℥ij; for children, ℥j to ℥iij.

#### VIOLA TRICOLOR.

*Viola tricolor* is the wild-grown FLOWERING HERB of *Viola tricolor*, Heartsease or Pansy (*Nat. Ord.* Violaceæ), an annual or biennial herb, native of Europe and northern Asia, naturalized in the United States and cultivated in our gardens. The stem is nearly smooth, and grows to the height of one-half to one foot; the leaves are alternate, petiolate, ovate or oblong, crenate, and have prominent pinnatifid stipules. The flowers are on long peduncles, and have the corolla partly yellowish, blue and purple. It is without smell, and has a bitter, sub-acrid taste. It contains a *bitter principle*, *resin*, etc.

*Effects and Uses.*—Heartsease is a mild laxative, sometimes proving diuretic and diaphoretic. It was formerly much used as a depurant, and was considered one of the most potent substances for this purpose. It is occasionally given as a mild laxative to children, but its use is generally restricted to cases of eczema, psoriasis, pityriasis, etc. In these cases it is said to act almost like a specific. Piffard, who has used it extensively, recommends an *infusion* (*V. tricolor*, ℥i; senna leaves, ℥ss; boiling water, Oij), of which a tumblerful may be given twice a day for two or three days, after which the dose should be diminished. He finds it particularly serviceable in the second stage of eczema, with sero-purulent exudation and crusting. The *fluid extract* (Squibb's) may also be given;

in acute eczema, dose for a child, ℥j-v once or twice daily; in chronic eczema, ℥x-xv; for an adult the dose is fʒss-j. It should be taken in water, half an hour before meals. Sometimes it temporarily increases the severity of the eczema. In these cases it should be discontinued for a day or two, or the dose may be lessened.

CASSIA FISTULA—PURGING CASSIA.

This is the FRUIT of *Cassia fistula* (*Nat. Ord. Leguminosæ*), a large tree of Egypt and the East Indies, now naturalized in the West Indies and South America. It consists of long woody, dark-brown pods, about an inch in diameter and nearly two feet in length, which contain numerous seeds imbedded in a soft black pulp. The PULP is the part used, and has a faint nauseous odour and a sweet, rather pleasant, mucilaginous taste. It is, in small doses, a mild, agreeable laxative, but its chief use is as an ingredient in the *confection of senna*. Dose, ʒj to ʒj.

OLEUM OLIVÆ (*Olive Oil*). The well-known FIXED OIL obtained from the FRUIT of *Olea europæa*, or Olive Tree (*Nat. Ord. Oleaceæ*), is nutritive, demulcent, emollient and laxative. It is frequently prescribed as a constituent of laxative enemata.

OLEUM AMYGDALÆ EXPRESSUM (*Expressed Oil of Almond*) is used for the same purposes as olive oil.

OLEUM RICINI—CASTOR OIL.

Castor oil is the FIXED OIL obtained from the SEED of *Ricinus communis*, or Palma Christi (*Nat. Ord. Euphorbiaceæ*), a small perennial tree of India, now naturalized in many warm climates, and cultivated extensively in the United States. In India it attains a height of thirty or forty feet, but in this country it is an annual plant, about five or six feet in height, with round, thick-jointed, furrowed stems, of a purplish colour

above; large peltato-palmate leaves, divided into seven or nine segments, on long round footstalks, and prickly, three-celled capsules, with a seed in each cell. The seeds are ovate, about the size of a small bean, and of a gray colour, marbled with reddish-brown spots and stripes. They possess considerable acridity, and in large quantities have produced death. They consist of a thin outer pellicle, an inner hard, blackish shell—both of which are inert—and a white oleaginous *kernel*, which contains the acrid principle.

Castor oil is obtained by expression, by decoction, and by the agency of alcohol. The first method is the best, and is that which is pursued in this country, where large quantities are made, both for home consumption and exportation; heat should not be employed in preparing it, as it renders it rancid. Thus procured, it is nearly colourless, or of a pale-yellow colour, of a thick, viscid consistence, a faint, unpleasant odour and a mild, nauseous taste, and becomes rancid and thick by exposure to the air. It is not soluble in water, but is extremely soluble in alcohol, readily so in ether, and forms soaps with alkalies. Its composition is not well understood; its constituents would seem to be mainly *ricinolein* (a saponifiable oil resembling olein), and a little *stearin*, *palmitin*, and an *acrid principle*.

*Effects and Uses.*—Castor oil is a mild and tolerably certain laxative, operating, when pure, in from four to six hours after its administration, without uneasiness in the bowels. It does not stimulate the liver nor increase the secretion of bile, but purges by a mild irritant action on the intestines (Rutherford). It is admirably adapted to all cases where a free evacuation of the bowels is desired, without abdominal irritation, as in dysentery, pregnancy, typhoid fever, etc., and is an excellent purgative for children. The *leaves* are said to possess *galactagogue* properties, and are applied to the breasts, in the form of decoction, to induce the secretion of milk.

*Administration.*—For adults the dose is fʒss to fʒj; for children, fʒj to fʒss. To cover its unpleasant flavour it is sometimes taken floating on spirit, coffee, mint-water, com-

pound spirit of ether, etc., or made into an emulsion, or mixed with the froth of porter or a little oil of bitter almond.

FLAXSEED OIL and MELTED BUTTER are laxative in the same doses as castor oil.

#### SULPHUR.

Sulphur exists in both kingdoms of nature. It is procured by the purification of native sulphur and by the decomposition of the native sulphides. The sulphur of commerce is generally obtained in the former way, chiefly from Sicily, and is termed *crude sulphur*. It comes also from Romagna, in Italy, and from California, and very recently considerable deposits of sulphur have been found in the island of Saba, one of the Dutch West Indies. After importation it is purified by sublimation, and is known as SUBLIMED SULPHUR—SULPHUR SUBLIMATUM. It is sometimes sublimed in the form of an impalpable powder, when it is called the *flowers of sulphur*. Sometimes it is cast in wooden moulds, and forms the roll sulphur or brimstone of commerce. Sublimed sulphur contains more or less sulphuric acid, and for medicinal use it is further purified by washing, when it constitutes the SULPHUR LOTUM or WASHED SULPHUR of the Pharmacopœia. As met with in the shops, it is a fine bright-yellow powder, with a feeble odour and taste, insoluble in water, but soluble in alcohol, ether, chloroform, alkaline solutions, and the oils; and when perfectly pure it is wholly volatilized by heat, and ought not to change the colour of litmus paper.

*Effects and Uses.*—In small and repeated doses sulphur is a gentle stimulant to the skin and mucous membranes, and in larger doses it acts as a mild purgative, without exciting the pulse or occasioning griping. It is probably absorbed by being converted in the small intestine, by the alkali of the bile, into a sulphide. After its continued use the intestinal gases give off sulphuretted hydrogen. It is employed in the cases to which laxatives are applicable, and also as an alterative dia-

phoretic in chronic cutaneous diseases, rheumatism and gout, and as an expectorant in pulmonary affections. It is considered a specially useful laxative in hemorrhoids. To increase its cathartic effect it is often combined with cream of tartar or magnesia. *Externally*, it is a valuable remedy in various skin diseases, particularly *scabies*.

*Administration*.—Dose, ʒj to ʒiij or ʒiv, in syrup, treacle or milk. *Externally*, it is applied in the form of vapour bath or ointment. *Unguentum sulphuris* consists of 3 parts of sulphur and 7 parts of benzoinated lard rubbed together until thoroughly mixed. *Unguentum sulphuris alkalinum* (*alkaline sulphur ointment*) consists of sulphur, 20 parts, potassium carbonate, 10 parts, water, 5 parts, and benzoinated lard, 65 parts, rubbed together until thoroughly mixed.

SULPHUR PRÆCIPITATUM (*Precipitated Sulphur*, or *Lac Sulphuris*) is prepared by boiling together sulphur, slaked lime and water, and afterwards precipitating the sulphur by muriatic acid. It is a finer and softer powder than sublimed sulphur, is of a paler yellow colour, with a grayish tint, and is not gritty between the teeth. When exposed to the air, however, it is liable to become contaminated with sulphuric acid, and, as found in commerce, it is often adulterated with sulphate of calcium. Its effects, uses and doses are the same as those of sublimed sulphur.

POTASSA SULPHURATA (*Sulphurated Potassa*), or *Liver of Sulphur*, is prepared by rubbing together one part of dried sulphur with two parts of potassium carbonate, afterwards melting the mixture, and pouring it when cold into a bottle. Its composition is variable and uncertain, but it should contain about 50 per cent. of potassium sulphide. When freshly and carefully prepared it is of a liver colour, has an acrid, alkaline, disagreeable taste, and forms an orange-yellow solution with water. This preparation and the other sulphides probably act like sulphur. They are perhaps in part decomposed by the acids of the stomach, but any liberated sulphur must be again combined with the alkali of the bile. Taken in large quantities sulphurated potassa is considered to be a corrosive

poison, capable of producing fatal gastro-enteric inflammation. The sulphides are considered to be expectorant, diaphoretic and alterative. They have been especially recommended in the scrofulous abscesses of children—the calcium sulphide being preferred. Dose for an adult, gr. ij–x, several times a day. They are used externally in scaly skin diseases in the form of *ointment* (℥ss to ℥i of lard) and of *baths*.

## SALINE CATHARTICS.

## MAGNESIA—MAGNESIA.

## MAGNESIA PONDEROSA—HEAVY MAGNESIA.

Magnesia, sometimes called *calcined* magnesia, from the mode in which it is prepared, is procured by exposing magnesium carbonate to a red heat, till the carbonic acid is wholly expelled. It is a light, fine, white, colourless, odourless powder (MgO), of a feeble, earthy taste, very slightly soluble in water, and more soluble in cold than in hot water. Heavy magnesia is a white, fine, dense powder, chemically identical with magnesia and differing with it only in the degree of aggregation of their molecules. *Henry's Magnesia*, a patent English medicine, has the advantage over the ordinary magnesia of greater density and softness, and more ready miscibility with water, and corresponds to the officinal magnesia ponderosa. Magnesia prepared by Husband, and Ellis, of Philadelphia, is very similar in properties to Henry's.

*Effects and Uses.*—Magnesia is antacid and laxative. A good deal of its cathartic effect is the result of its combination with the free acids of the stomach and intestines, in which soluble magnesian salts are formed. When taken in large quantities, and for too long a period, it sometimes accumulates in the bowels; and hence it is best to increase its solubility by giving it with lemonade. It is an excellent laxative where much acidity exists in the stomach, and is particularly useful in infantile cases. As an antacid it is employed in heartburn, sick headache and nephritic complaints. Dose, as a *laxative*,

ʒj; as an *antacid*, ℥j, in water or milk. Of Henry's, half the quantity.

MAGNESII CARBONAS—MAGNESIUM CARBONATE.

Magnesium carbonate, sometimes called *magnesia alba*, is prepared by decomposing magnesium sulphate with an alkaline carbonate. As found in the shops it is a combination of magnesium carbonate and magnesium hydrate ( $4\text{MgCO}_3, \text{Mg}2\text{HO}, 5\text{H}_2\text{O}$ ). It occurs in the form of light, white cubical cakes or powder; is inodorous, almost insipid, and nearly insoluble in water, but soluble in carbonic acid water.

Its *effects and uses* are nearly the same as those of calcined magnesia; but from its effervescence with the acids of the stomach, it is apt to create flatulence, though sometimes, on this account, more acceptable to delicate stomachs. Dose, as a *laxative*, ʒj to ʒij; as an *antacid*, gr. x.

MAGNESII SULPHAS—MAGNESIUM SULPHATE.

This salt, commonly called *Epsom Salt*, from its having been first procured from the Epsom mineral water in England, occurs in native crystals, and is a constituent of sea-water and many saline springs. It is obtained in England from *dolomite*, or magnesian limestone; and also from *bittern*, or the residual liquor of sea-water, from which common salt has been separated. In this country it is extensively manufactured at Baltimore and Philadelphia, by the action of sulphuric acid on *magnesite*, the silicious magnesium hydrate. It is usually met with in small acicular crystals, which are colourless, transparent and odourless, but have an extremely bitter taste. They effloresce on exposure to the air, are very soluble in water, and insoluble in alcohol. The chemical composition of the salt is  $\text{MgSO}_4, 7\text{H}_2\text{O}$ , one atom of magnesium having taken the place of two atoms of the hydrogen of sulphuric acid, the salt thus formed being joined with seven molecules of water of crystallization.

*Effects and Uses.*—Epsom salt is a mild, safe, refrigerant purgative, which, from its cheapness, is by far the most commonly employed of all cathartics. It produces free, watery purgation, with very little irritation of the intestines, stimulating the intestinal glands, but not affecting the liver. Recently it has been found that hypodermic injections of small amounts of magnesium sulphate in solution will produce several watery stools. It is sometimes combined with senna, sometimes with bitter infusions, and is most agreeably administered in solution in carbonic acid water. Dose, ℥j.

LIQUOR MAGNESII CITRATIS—SOLUTION OF  
MAGNESIUM CITRATE.

Magnesium citrate is employed medicinally only in solution, with slight excess of acid, and in the effervescing state. It is prepared according to the following formula: citric acid gr. 400 are dissolved in water f℥jv, and in this solution magnesium carbonate gr. 200 are stirred until dissolved: this solution is filtered into a strong twelve-ounce bottle, containing syrup of citric acid f℥ij; to this are added potassium bicarbonate gr. xxx, and water enough to nearly fill the bottle, which must be closed with a cork, secured with twine; the mixture must be occasionally shaken to insure the solution of the bicarbonate. The effervescing solution has a pleasant acid taste, without anything disagreeable. It is a very grateful cathartic, and is much employed as a substitute for Epsom salt, but is more apt to produce slight griping. Dose, from a half to a whole bottle.

SODII SULPHAS—SODIUM SULPHATE.

Sodium sulphate, commonly called *Glauber's Salt*, is a constituent of many mineral springs, and is prepared in various chemical processes. It occurs as a residuum in the manufacture of hydrochloric acid, made by adding sulphuric acid to sodium chloride, and it is obtained from sea-water in the winter

season. It is found in colourless, six-sided, very efflorescent crystals, which are inodorous, but have a cooling, saline, very bitter taste. It is soluble in water—more readily in hot than in cold water—and is insoluble in alcohol. Its chemical composition is  $\text{Na}_2\text{SO}_4, 10\text{H}_2\text{O}$ , two atoms of sodium having displaced two atoms of hydrogen in sulphuric acid, and the resulting salt containing also ten molecules of water of crystallization.

Its *effects and uses* are very similar to those of Epsom salt, but it is more bitter and nauseous, and is now little used. It is a mild hepatic stimulant, according to the experiments of Rutherford on dogs. The effects of the sodium salts have already been considered (*vide* page 236). It has an antiplastic action on the blood, due to the sodium which it contains. Dose,  $\mathfrak{zj}$ ; in an effloresced state,  $\mathfrak{zss}$ .

#### MANGANII SULPHAS—MANGANESE SULPHATE.

This salt (formerly officinal as *manganesii sulphas*) is made by heating the native black oxide with concentrated sulphuric acid, and consists of one equivalent of sulphuric acid and one of manganous oxide ( $\text{MnSO}_4, 4\text{H}_2\text{O}$ ). It occurs in rhombic, prismatic crystals, of a pale-rose or pink colour, transparent, and of an astringent, bitterish taste. It is very soluble in water, insoluble in alcohol.

In its *effects* it is said to resemble *Glauber's Salt*, acting also as a cholagogue. Dose, as a purgative,  $\mathfrak{z i-ij}$ . As a tonic it has been given in doses of gr. v–xx.

#### SODII PHOSPHAS—SODIUM PHOSPHATE.

This salt is prepared by digesting powdered burnt bone with diluted sulphuric acid, and decomposing the resulting monocalcic phosphate with sodium carbonate. It is disodic phosphate, and occurs in large rhombic, colourless, transparent, very efflorescent crystals ( $\text{Na}_2\text{HPO}_4, 12\text{H}_2\text{O}$ ), which are wholly soluble

in water and insoluble in alcohol, and have a pleasant saline taste, resembling that of common salt.

*Effects and Uses.*—Sodium phosphate is a mild saline cathartic, well adapted, from its agreeable taste, to the cases of children and delicate persons, but too expensive for general use. It is a hepatic stimulant, increasing the amount of bile secreted, although making it more watery, and having a very slight irritant action on the intestinal mucous membrane (Rutherford). It increases the alkalinity of the blood and diminishes the amount of urea excreted. It is a constituent of the blood in health, and has been recommended in cholera as a restorative of deficient saline matters to repair the drain on the system caused by chronic suppurations, and also in diseases where there is a deficiency of phosphatic matter in the bones. In all catarrhal conditions of the gastro-intestinal mucous membrane, notably in catarrhal jaundice, sodium phosphate is of the greatest utility. It is highly recommended also in chronic infantile diarrhoea with pasty stools (Routh). Dose, as a *cathartic*, ℥vj to ℥xij, in broth or soup. As an *alterative*, ℥j or ℥ij, three or four times a day.

POTASSII SULPHAS—POTASSIUM SULPHATE.

This salt exists in both kingdoms of nature, and is obtained artificially from the residuum of the distillation of nitric acid from potassium nitrate and sulphuric acid. It occurs in small hard, colourless, inodorous crystals ( $K_2SO_4$ ), of a saline, bitter taste, which have no water of crystallization, and are unalterable in the air. They are moderately soluble in water, and are insoluble in alcohol.

*Effects and Uses.*—The physiological effects of the potassium salts have already been fully considered (*vide* p. 233). In small doses it is considered a mild and safe cathartic; but in large doses it has proved a violent and even fatal poison, producing symptoms of cholera. It is thought to act as a *lactifuge*, or represser of milk, and is administered with this view in France. Dose, as a cathartic, gr. xv to ℥j or ℥ij; but it is

little employed in this country. From its hardness and dryness it is useful to promote the trituration and division of powders.

POTASSII BITARTRAS—POTASSIUM BITARTRATE.

This salt, well known as *Cream of Tartar*, and termed also acid potassium tartrate, is the monopotassic tartrate ( $\text{KH C}_4\text{H}_4\text{O}_6$ ), one atom of hydrogen of tartaric acid being displaced by one atom of potassium. It exists in many vegetable juices, particularly the juice of grapes, from which it is obtained. It is deposited in an impure form, during fermentation, on the sides of wine-casks, and in this state occurs in crystalline cakes, of a reddish colour, known as *argol* or *crude tartar*. This is purified by solution and crystallization, and forms a white crystalline mass or powder, termed *cream of tartar*. It is without smell, has an acidulous and gritty taste, is very slightly soluble in water, and insoluble in alcohol; when heated in a close vessel, it is converted into black flux, a compound of charcoal and potassium carbonate.

*Effects and Uses.*—In small doses it is diuretic and refrigerant; in larger doses, cathartic; and in excessive doses it will produce gastro-intestinal inflammation. It is employed to form a refrigerant drink, and as a gentle aperient in fevers; and as a diuretic and hydragogue cathartic in general dropsy depending on valvular disease of the heart, and in desquamative nephritis. Dose, as an *aperient*,  $\mathfrak{z}\text{ss}$  or  $\mathfrak{z}\text{j}$ ; as a *cathartic*,  $\mathfrak{z}\text{ss}$  to  $\mathfrak{z}\text{j}$ ; as a *diuretic*,  $\mathfrak{D}\text{ss}$  to  $\mathfrak{z}\text{j}$ , in repeated doses. It enters into the *compound powder of jalap*.

POTASSII TARTRAS—POTASSIUM TARTRATE.

This salt, formerly called *Soluble Tartar*, is obtained by saturating the excess of acid in cream of tartar with potassium carbonate, and is the dipotassic tartrate ( $2\text{K}_2\text{C}_4\text{H}_4\text{O}_6 \cdot \text{H}_2\text{O}$ ), two atoms of potassium replacing two atoms of hydrogen of the acid. Two molecules of the salt are joined to one molecule of

water of crystallization. It occurs in white deliquescent crystals or grains of a saline, somewhat bitter taste, and is very soluble in water. It is a gentle cathartic and diuretic, at present not much used. Dose, ℥ss to ℥j.

POTASSII ET SODII TARTRAS—POTASSIUM AND  
SODIUM TARTRATE.

This salt, commonly called *Rochelle Salt*, is made by saturating the excess of acid in cream of tartar with sodium carbonate. It occurs in large transparent, colourless, prismatic, slightly efflorescent crystals, of a mildly saline and bitter taste, readily soluble in cold water, and still more so in hot water ( $\text{KNaC}_4\text{H}_4\text{O}_6, 4\text{H}_2\text{O}$ ). It is a mild and pleasant aperient, well adapted to gouty cases and cases of uric acid lithiasis, but it renders the urine alkaline, and should not therefore be given to persons suffering with phosphatic deposits in the urine. Dose, ℥ss to ℥j. It is usually exhibited in the form of *pulvis effervescens compositus* (*compound effervescing powder*), or *Seidlitz powder*, which consists of Rochelle salt (℥ij) and sodium bicarbonate (℥ij) in a blue paper, and tartaric acid (gr. xxxv) in a white paper. They are taken, dissolved in half a pint of water, while the liquid is in a state of effervescence, and form a very agreeable mild aperient, and are very acceptable to the stomach. They should not be kept in a damp place.

MILD ACRID CATHARTICS.

RHEUM—RHUBARB.

Rhubarb is the ROOT of *Rheum officinale*, and of other species of *Rheum* (*Nat. Ord. Polygonaceæ*). It is not known with certainty what species yields the officinal rhubarb, but it is believed to be derived chiefly from *R. officinale*, a perennial plant with a tall stem, from near the thick base of which numerous orbicular-ovate five or seven-lobed leaves grow, attaining sometimes a length of blade equal to four feet. It is a native

of Thibet. Several varieties of rheum are cultivated in Europe and this country, the leaf stalks of which make excellent tarts. Rhubarb is prepared for the market by being cleansed, deprived of its cortical portion, cut into pieces, pierced through the centre, strung upon a cord, and dried in the sun. Three principal sorts were long known: Chinese, Russian or Turkey, and European. The first two were obtained, by different routes, from central Asia. 1. *Chinese rhubarb* is the common variety, and is imported principally from Canton. It occurs in roundish pieces, sometimes flattened, of a dirty brownish-yellow colour externally (the cortical portion apparently scraped off), having a ragged fracture (which presents red, yellowish and white veins), and is often perforated with holes, with portions of the cord on which it was dried occasionally remaining. It has a peculiar odour, an astringent, somewhat bitter taste, is gritty when chewed, and tinges the saliva of a yellow colour; its powder is yellowish, with a reddish-brown tinge. 2. *Russian rhubarb* had probably the same source as the Chinese, but it was selected with greater care, and was rigorously inspected by the Russian government. It was carried in caravans through Russia to St. Petersburg, whence it was exported. The pieces are irregular in shape, and are often angular, from the cortical portion having been cut off and not scraped. They are less heavy and compact than the Chinese, of a livelier colour both externally and internally, and are perforated with larger holes, which have been made for the purpose of inspection. The taste and smell are very like those of the Chinese, but are more aromatic; the powder is bright yellow. Russian rhubarb has, however, within a few years past disappeared as an article of commerce, the Russian government having abandoned the inspection long practiced on the frontiers of Bucharia, whence the supply was derived. 3. *European rhubarb* is of uncertain quality, and is seldom found in the shops. The kind most frequently met with is English rhubarb, which is thought to be derived from *Rh. rhaponticum*, and generally comes in pieces five or six inches long and about an inch thick, and is called *stick rhu-*

*barb.* It is lighter, more spongy and redder than the Asiatic varieties, with a feebler odour and less bitter taste, and when broken exhibits a more compact and regular marbling. Lately the production of English rhubarb has much increased, and its quality has improved.

Rhubarb imparts its virtues to both water and alcohol, but they are impaired by long boiling. Its most important chemical constituents are *chrysophan*, *chrysophanic acid* ( $C_{15}H_{10}O_4$ ) (an orange-yellow crystalline substance, which is probably the active ingredient of goapowder, and will be considered in the article chrysarobin—*vide* Rubefacients), *erythoretin*, *emodin*, *phæoretin*, *aporetin*, *rheotannic* ( $C_{26}H_{26}O_{14}$ ) and *rheumic* ( $C_{20}H_{16}O_9$ ) acids. It is supposed that the therapeutical properties of the drug depend chiefly on the conjoint operation of these principles.

*Effects and Uses.*—In small doses, rhubarb is an astringent tonic. In larger doses, it is a slow and mild cathartic, occasionally causing griping and accelerating the pulse, but never inflaming the mucous membrane of the alimentary canal like the drastics. It tinges the milk and urine yellow. It increases the secretion of bile, which, however, is unaltered in composition (Rutherford). It is much employed as a purgative in *diarrhœa*, in which it is particularly useful from its secondary astringent effect, and in *dyspepsia* attended with costiveness, where it acts both as a stomachic and laxative. It is not adapted to febrile or inflammatory cases. In the bowel complaints of children, rhubarb deservedly enjoys great popularity, and it is also highly esteemed in infantile scrofula. Made into a cataplasm and applied to the abdomen, it acts as a purgative on children.

*Administration.*—Dose, as a *stomachic laxative*, gr. v to gr. x; as a *purgative*, ℥j to ʒj. The following are the officinal preparations: *Extract* (alcoholic), dose, gr. x to gr. xxx; *fluid extract*, dose, fʒss, containing half a drachm of rhubarb; *mixture of rhubarb and soda* contains sodium bicarbonate, fluid extract of rhubarb and spirit of peppermint, each ʒ0 parts, water enough to make 1000 parts—an excellent prepa-

ration where rhubarb is indicated, combined with an antacid, especially adapted to children—dose for a child fʒss–j, for an adult fʒj–fʒss or more; *aromatic tincture of rhubarb* contains also cinnamon, cloves and nutmeg, and is used in making the aromatic syrup; *sweet tincture of rhubarb* contains also liquorice, anise and cardamom; *tincture of rhubarb and senna* (Warner's gout cordial), *tincture of rhubarb and aloes* and *tincture of rhubarb and gentian* are no longer officinal; the dose of all the tinctures is fʒss to fʒj, and they are chiefly adapted to low forms of disease and persons accustomed to the use of stimulants; *pills of rhubarb*, each pill contains rhubarb gr. iij, soap gr. j; *compound pills of rhubarb*, each pill contains rhubarb gr. ij, aloes gr. jss, myrrh gr. j, oil of peppermint gr.  $\frac{1}{10}$ ; *compound powder of rhubarb* (containing 25 parts of rhubarb, 65 parts of magnesia and 10 parts of ginger); *syrup* contains also cinnamon, potassium carbonate, sugar and water; *aromatic syrup* (contains aromatic tincture 10 parts, syrup 90 parts, much used in infantile cases under the name of *spiced syrup of rhubarb*)—dose for an infant fʒi; and *wine* contains rhubarb 10 per cent. and calamus 1 per cent. in stronger white wine—dose fʒi–fʒss. Roasting impairs the cathartic power of rhubarb, and is said to increase its astringency.

**JUGLANS** (*Butternut*). The INNER BARK of the ROOT of *Juglans cinerea*, or Butternut (*Nat. Ord. Juglandaceæ*), an indigenous forest tree, found throughout New England, the middle and western states and Canada, possesses cathartic properties resembling those of rhubarb. It is of a fibrous texture, a white colour, gradually changing to a dark brown, a feeble odour and a bitter, somewhat acrid, taste. It contains *nucine*,  $C_{36}H_{12}O_{10}$  (composed of juglandic acid and juglone), some *tannic acid*, *fixed* and *volatile oils*, *resin*, etc. It is not given in substance; the *extract* (watery) is officinal, of which the dose is gr. v–x as a laxative, and gr. x–xxx as a decided cathartic.

## ALOE—ALOES.

Aloes is the INSPISSATED JUICE of the LEAVES of Aloe socotrina (*Nat. Ord.* Liliaceæ), a succulent herbaceous plant, growing in warm countries. Aloes obtained from other varieties of aloe is used, but the Pharmacopœia only recognizes Aloe socotrina as the source of officinal aloes. The finest kinds are obtained by exudation; those prepared by expression and by boiling are inferior. Three principal varieties are known in commerce: Cape, Socotrine and Barbadoes aloes, the first two of which are the most used in the United States. 1. *Cape aloes* (*Aloe capensis*), which is much the most common, is obtained from the Cape of Good Hope, where it is collected indiscriminately from *A. spicata* and other species. It has a shining, resinous appearance, is of a deep-brown colour, with a greenish tint, translucent at its edges, and has a glossy or resinous fracture. Its powder is greenish-yellow; its odour is strong and disagreeable, but not nauseous. 2. *Socotrine aloes* (*Aloe socotrina*), when genuine, is the choicest variety. It is produced in the island of Socotra, on the eastern coast of Africa, from *A. socotrina*, and occurs in pieces of a yellowish or reddish-brown colour, becoming darker on exposure to the air, with a smooth and conchoidal fracture, the interior being lighter-coloured than the exterior. Its powder is golden-yellow; its odour peculiar, but not unpleasant, and its taste bitter and disagreeable, but aromatic. *Hepatic aloes* is probably an inferior variety of Socotrine, and is seldom met with in our shops. It is of a reddish-brown colour, but darker and less glossy than the Socotrine. 3. *Barbadoes aloes* (*Aloe barbadensis*) comes from the West Indies, the product chiefly of *A. vulgaris*; it is imported in gourds. Its colour is not uniform, varying from a dark-brown or black to a liver colour. It has a dull fracture; makes an olive-yellow powder; and is distinguishable by its particularly disagreeable, nauseous odour. The taste of all the varieties of aloes is intensely bitter and very tenacious.

Aloes yields its virtues to water and alcohol. A neutral

crystalline principle, termed *aloin*, has been extracted from it, which is supposed to be the cathartic principle. The resin of aloes, when exhausted of aloin, possesses no purgative properties.

*Effects and Uses.*—Aloes, in small doses, is tonic, and in large doses purgative. As a cathartic it is remarkable for the slowness of its operation and its special action on the large intestine and the pelvic viscera generally. Hence it is objectionable in cases of disease of the genito-urinary apparatus, pregnancy, etc.; and, on the other hand, is useful in amenorrhœa. It stimulates the hepatic secretion also. It is principally employed in cases of dyspepsia accompanied by costiveness, dependent on a torpid condition of the large intestine or liver. It is also useful as a revulsive in cerebral affections, and has proved efficacious as an anthelmintic. It was once thought that it was objectionable in hemorrhoids, but this affection being now considered to depend upon *relaxation* of the veins of the rectum, aloes has been administered in it upon theoretical views, and with very good results. As a purgative it holds an intermediate rank between rhubarb and senna.

*Administration.*—Dose, gr. v to gr. x-xx, in pill; it is usually given in combination with other cathartics. Aloes is so often mixed with impurities that, for medicinal use, it is best employed under the form of *aloe purificata* (*purified aloes*), which is prepared by straining and evaporating an alcoholic solution of Socotrine aloes. The officinal preparations are: *Pills of aloes*, consisting of equal parts of aloes and soap, one pill containing aloes gr. ij; *pills of aloes and mastic*, 4 parts of aloes to 1 part of mastic and red rose, each (the *Lady Webster pill*, each containing aloes gr. ij); *pills of aloes and asafetida*, one pill contains of aloes, asafetida and soap gr.  $j\frac{1}{3}$  each, useful in flatulent constipation; *pills of aloes and myrrh*, or *Rufus's pills*, aloes 4 parts, myrrh 2 parts, and aromatic powder 1 part, made into pills with syrup, employed in amenorrhœa, each pill containing aloes gr. ij; *pills of aloes and iron*, equal parts of aloes, dried iron sulphate and aromatic powder, made into pills with confection of rose, each pill contains aloes gr. j, very useful in amenorrhœa; *tinc-*

ture (aloes and extract of liquorice (of each 10 per cent.) in diluted alcohol), dose, fʒj to fʒss; *tincture of aloes and myrrh* (aloes and myrrh (each 10 per cent.) in alcohol); *wine of aloes* (aloes (10 per cent.), cardamom and ginger (each 1 per cent.) in stronger white wine).

## SENN A.

Senna consists of the LEAFLETS of several species of Cassia (*Nat. Ord.* Leguminosæ), small shrubs which grow in the tropical regions of Asia and Africa. The species recognized as officinal are *C. acutifolia* and *C. elongata*; and besides these, *C. obovata*, *C. lanceolata* and *C. æthiopica* are also generally received as sources of the drug. The commercial varieties of senna which are found in the United States are the Alexandria, the Tripoli, the India and the Mecca senna. 1. *Alexandria senna*, which comes from the port of this name in Egypt, is made up chiefly of the leaflets of *C. acutifolia* (which are yellowish-green, acute in shape, and less than an inch in length), intermingled with the pods, leafstalks, flowers, etc., of this plant. It contains also leaflets of *C. obovata*, known by their rounded, obtuse summits; and is, moreover, occasionally adulterated with the leaves of *Cynanchum oleæfolium*, distinguishable by their greater length, thickness and firmness from the genuine leaves. 2. *Tripoli senna*, brought from Tripoli, consists of the leaflets of *C. æthiopica*, which are shorter, less acute, thinner and more fragile than those of *C. acutifolia*, and are generally much *broken up*. 3. *India senna* is produced in Arabia, but comes into commerce through the ports of Hindostan. It consists of the leaflets, intermixed with the leafstalks and pods, of *C. elongata*, and is readily recognized by the long, narrow, *pike-like* shape and dark hue of the leaflets. A finer variety of India senna, cultivated at *Tinnevelly*, in Hindostan, has been known for some years past, which is distinguishable from the common sort of India senna by the bright-green colour of the leaflets. 4. *Mecca senna* is a variety lately introduced, and consists of leaflets, intermediate in length

between those of *C. acutifolia* and *C. elongata*, and has in mass a yellowish, tawny hue. Its source is not known with certainty, but it is probably the product of *C. lanceolata*. *Cassia obovata* has been lately found growing wild in abundance in Jamaica.

Commercial senna is prepared for use by separating the leaflets from the stalks, adulterations, etc.; the pods possess cathartic properties, but are less active than the leaves. The odour of senna is faint and sickly; its taste bitter, sweetish and nauseous. It imparts its virtues to water and alcohol, its infusion being of a reddish-brown colour. The chemical composition of senna has long been an unsettled point. By the latest analysis it has been found to contain a glucoside, *cathartic acid*, which is insoluble in water, stronger alcohol and ether, but which enters readily into watery solution with alkaline and earthy bases, in which state it exists in senna; this is actively cathartic. *Catharto-mannit*, *sennacrol* and *chrysophanic acid* have been also obtained; and there is probably another purgative principle which has not been isolated.

*Effects and Uses.*—Senna is a prompt, efficient and safe cathartic, well adapted to febrile and inflammatory cases; it operates on the entire tract of the intestinal canal, and produces watery, feculent discharges. Prof. Rutherford found that senna was a mild hepatic stimulant, and rendered the bile more watery. Its tendency to gripe may in a great measure be counteracted by combining aromatics or neutral salts with it; the addition of bitters promotes its cathartic activity.

*Administration.*—The dose in *powder* is ℥ss to ℥ij; but it is usually given in *infusion* (a troyounce to boiling water Oj with coriander ℥j), one-third for a dose, repeated. *Confectio sennæ* (made with senna, coriander, sugar, figs and pulp of prunes, tamarinds and purging cassia) is an excellent mild cathartic, much used for pregnant women; dose, ℥ij. Of the *fluid extract* the dose is f℥i to f℥ss; the *compound infusion* (black draught) contains senna, manna, magnesium sulphate and fennel; dose, f℥ss to f℥j or more. *Syrup of senna* contains senna, sugar, alcohol and oil of coriander; dose, f℥j. *Pulvis*

*glycyrrhizæ compositus* (compound powder of liquorice) consists of senna, liquorice, fennel, washed sulphur and sugar. It is an excellent purgative; dose, a teaspoonful of the powder.

## LEPTANDRA.

The RHIZOME and ROOTLETS of *Leptandra virginica*, Culver's Root, or Culver's Physic (*Nat. Ord.* Scrophulariaceæ), an herbaceous perennial plant, three or four feet high, with leaves in whorls, and a long spike of white flowers, are ranked as a cholagogue cathartic. It consists of a dark-brown rhizome, from two to four lines in thickness, several inches in length, with numerous long, slender radicals. The odour is feeble and disagreeable, the taste bitterish and somewhat nauseous and acrid. Water and alcohol extract its virtues, which depend on *leptandrin*. It also contains *resin*, *saponin*, *tannin*, *mannit*, etc. It is only a feeble stimulant to the liver and intestinal glands, according to the investigations of Rutherford. Dose of the *powdered* root, gr. xx to ℥j; of an impure resin (made by precipitating a tincture of the root with water), gr. ij-iv; an *extract* and *fluid extract* also have been used.

## FRANGULA.

The BARK of *Rhamnus frangula*, or Alder Buckthorn (*Nat. Ord.* Rhamnaceæ), is a mild purgative of some value. *Frangula* is a shrub growing to the height of ten feet or more, found in wet places along the northern coast of Africa, throughout Europe, and in Siberia. It has alternate oval leaves, slightly pointed at the apex, greenish flowers in axillary clusters and small red berries, which finally become black and contain two or three roundish-angular seeds. The bark comes in small quills, grayish or blackish-brown externally and marked with numerous small whitish, transversely elongated warts; inner surface is smooth, pale, brownish-yellow. It has no smell and a sweet and bitterish taste.

It contains *frangulin* ( $C_{20}H_{20}O_{10}$ ), *emodin*, *resin*, *tannin*, etc.

When fresh the bark is an active emetic and hydrogogue cathartic, possessing irritant qualities, but it loses much of its acidity in drying, and it is therefore recommended by the Pharmacopœia that it should be collected at least a year before it is used. When dried, it is a mild acrid cathartic, proving also somewhat diuretic. It is also an anthelmintic of considerable value. The *fluid extract* may be given in doses of ℥ss-j.

## CASCARA SAGRADA.

Cascara sagrada or Chittem Bark is the BARK of *Rhamnus purshiana* (*Nat. Ord.* Rhamnaceæ), a small tree found on the Pacific slope, growing to the height of ten to twenty feet, with elliptic denticulate leaves, rather large white flowers in umbellate clusters and three-lobed, three-seeded black drupes. The bark comes in thin quills, with a grayish periderm, underneath which it is of a reddish-brown colour; the inner surface is smooth and yellowish. It is without smell, but has a bitter taste. It contains three resins which are probably the purgative principles.

*Effects and Uses.*—Cascara bark is a good and efficient cathartic, acting probably by increasing the peristalsis of the lower bowel. It appears also to be a tonic to the unstriated muscular fibres. It is highly recommended in habitual constipation on account of its tonic effects. Dose of the *fluid extract*, ℞-℥ss, beginning with the smallest dose three times a day and gradually increasing until a free morning evacuation is produced, after which the dose should be carefully decreased, giving just sufficient to produce the necessary morning evacuation. Cascara sagrada is not officinal.

## SAMBUCUS—ELDER.

Several portions of *Sambucus canadensis*, our indigenous *common elder* (*Nat. Ord.* Caprifoliaceæ), a well-known shrub, from six to ten feet high, found in all the Atlantic States, pos-

sess medicinal properties. The *flowers*, which are officinal, are employed internally as a diaphoretic, externally as a discutient. The INNER BARK, which is without smell, and has a taste at first sweetish, afterwards slightly bitter, acrid and nauseous, and contains a *resin*, with *valerianic acid* and other principles, is a hydragogue cathartic, and in large doses emetic. It is deemed a valuable remedy in dropsy, particularly in dropsy dependent on albuminuria, in which affection specific alterative virtues are attributed to it. It is given in *decoction* (an ounce boiled with two pints of water to a pint); dose, ℥iv. An infusion in cider is popularly employed.

#### DRASTIC CATHARTICS.

##### JALAPA—JALAP.

Jalap is the TUBER of *Exogonium purga*, or *Ipomæa jalapa* (*Nat. Ord.* Convolvulaceæ), a climbing plant of Mexico, which derives its name from the city of Jalapa, near Vera Cruz. The tubers are imported usually entire, but sometimes in slices. When entire, they vary in size and shape from a walnut to a large pear, are hard and heavy—externally, brown and wrinkled, and internally, grayish, with brown concentric rings; they are often furrowed with vertical incisions, made to promote drying. They have a heavy, rather nauseous smell and a sweetish, subacrid, disagreeable taste. They yield their virtues partly to water, partly to alcohol, and completely to diluted alcohol. In the shops jalap is kept in the state of powder, which is of a yellowish-gray colour. Its active principle is a *resin*, which consists of two portions, both of which are cathartic; one is soft and soluble in ether, the remainder is the glucoside *convolvulin* ( $C_{62}H_{100}O_{32}$ ), insoluble in ether; it contains also *gum* and *starch*, which is apt to be attacked by worms, the worm-eaten pieces becoming thus the most active.

*Effects and Uses.*—Jalap is a powerful hydragogue cathartic, operating with great promptness, and often causing much

pain. Rutherford found that jalap was a powerful hepatic stimulant, increasing the flow of bile, which at the same time was rendered more watery. It also increases the secretion of the intestinal glands to a marked degree. In overdoses, it may produce dangerous hypercatharsis. It is employed as a hydragogue in dropsy, when it is often combined with cream of tartar; as a revulsive in cerebral and other affections, and to increase the activity of calomel in bilious fever. Dose, gr. xv to xxx; in combination, gr. x. Of the *abstract*, gr. j equals gr. ij of the powder. The *compound powder of jalap* (*pulvis jalapæ compositus*) contains one part of jalap and nearly two parts of cream of tartar. The *resin* is extracted by solution in alcohol, and afterwards precipitated from the tincture by water; dose, from four to eight grains.

## BRYONIA—BRYONY.

Bryonia is the ROOT of *Bryonia alba* and *B. dioica* (*Nat. Ord. Cucurbitaceæ*), climbing perennial vines, with rough, five-lobed, toothed, alternate leaves and cymes of three or four small greenish flowers, and black or red berries containing six large spotted seeds. The root is found in the shops in transverse sections about two inches in diameter, with a grayish-brown, rough, thin bark, the central portion being whitish, with small woody bundles arranged in circles, and projecting, radiating lines. It is without smell, but has a bitter taste. The active principle is probably *bryonin* ( $C_{48}H_{80}O_{19}$ ), a neutral principle.

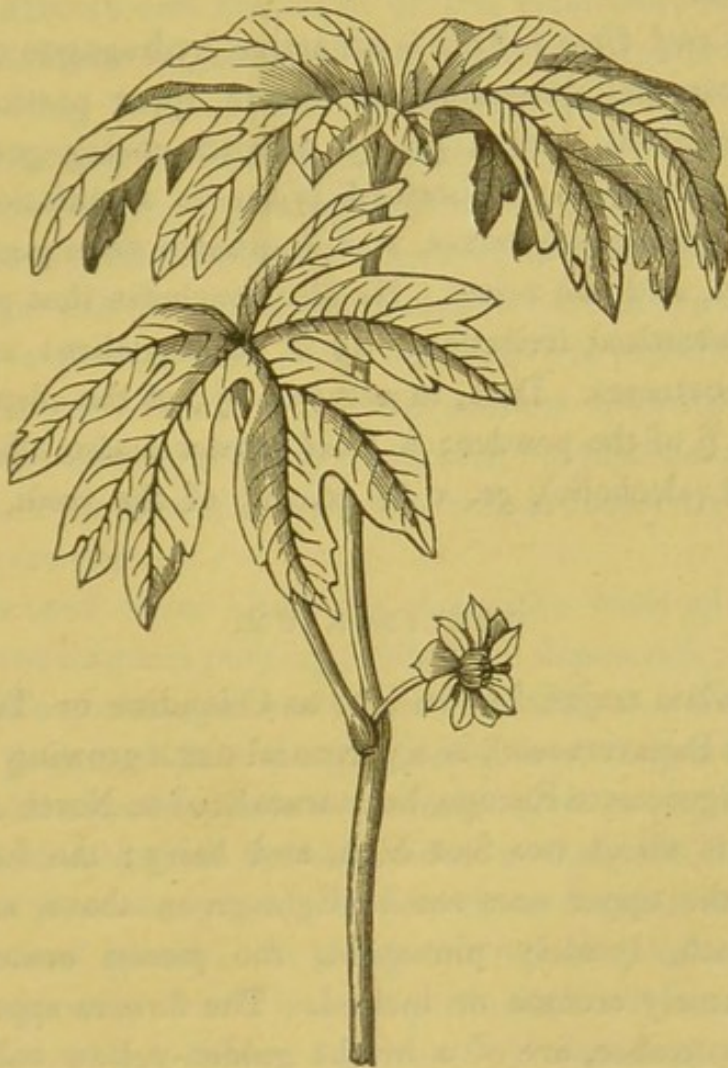
*Effects and Uses*—Bryonia is a powerful hydragogue cathartic, resembling jalap in its action, but much more violent. It also acts on the kidneys, increasing their secretion. In large doses it has produced fatal gastro-intestinal inflammation. Should symptoms of its irritant action appear, the drug should be discontinued and opiates and stimulants administered. In dropsies it may be used as a drastic cathartic, with a view of also acting on the kidneys. Phillips recommends it in the stage of effusions in pleuritis and pericarditis, in pleuro-pneu-

monia, and where the joints are stiff and painful from rheumatic affections. The *tincture* is the only official preparation; dose, f̄ss-j or more.

PODOPHYLLUM—MAY-APPLE.

*Podophyllum peltatum*, May-apple or Mandrake (*Nat. Ord.* Berberidaceæ), is a very common indigenous herbaceous plant,

Fig. 24.



with a long creeping perennial root, and an upright stem about a foot high, separating at the top into two petioles, each supporting a large peltate leaf, divided into five or six lobes. At the fork of the petioles it bears a single flower, which appears in May, the fruit ripening in September. The RHIZOME and ROOTLETS are the parts used. The rhizome is found in the

shops in wrinkled, jointed, cylindrical pieces, about two lines in diameter, of a brown colour externally, and yellowish within, having a tuft of about ten nearly simple fragile rootlets on its under surface. The powder is yellowish-gray, and has a sweetish smell; its taste is at first sweetish, afterwards bitter, acrid and nauseous. Diluted alcohol is the best solvent of podophyllum, which has been found to contain, with the alkaloid *berberina*, two *resinous* cathartic principles, both soluble in alcohol, but one only soluble in ether, which is much the more active.

*Effects and Uses.*—This is an active hydragogue cathartic, with an especial determination to the upper portion of the alimentary canal, and a pretty decided cholagogue action, which, according to Rutherford, is due to stimulation of the hepatic secreting apparatus, and is greater when purgation is not profuse, and *vice versa*. He also concludes that purgation is due to intestinal irritation. It is an ingredient in several cathartic nostrums. Dose, in *powder*, ℥j; of the *abstract* gr. j equals gr. ij of the powder; a *fluid extract* is also officinal; of the *extract* (alcoholic), gr. v to gr. xv; of the *resin*, gr. ¼ to gr. j.

#### CHELIDONIUM.

*Chelidonium majus*, known also as Celandine or Tetterwort (*Nat. Ord.* Papaveraceæ), is a perennial HERB growing in waste places, indigenous to Europe, but naturalized in North America. The stem is about two feet high, and hairy; the leaves are alternate, the upper ones sessile, light-green above and glaucous beneath, lyrate pinnatifid, the pinnæ ovate-oblong, obtuse, coarsely crenate or incised. The flowers appear from May to September, are of a bright golden-yellow colour, and arranged in small axillary umbels on long peduncles. *Chelidonium* contains two alkaloids, *chelerythrine* (C<sub>19</sub>H<sub>17</sub>NO<sub>4</sub>, identical with sanguinarine) and *chelidonine* (C<sub>19</sub>H<sub>17</sub>N<sub>3</sub>O<sub>3</sub>), combined with *chelidoninic acid*, which appears to be identical with succinic acid.

*Effects and Uses.*—The physiological action of this drug

has not been investigated. It has been used as a hydragogue cathartic, and is said to possess narcotic properties. Binz and Phillips both believe that it has a stimulating effect upon the hepatic secretions, and class it with podophyllum and iris. Dose of the *powder*, gr. x- $\bar{5}$ j; or it may be given in *extract* or *infusion*. There are no officinal preparations.

## IRIS.

The RHIZOME and ROOTLETS of *Iris versicolor*, or Blue-flag (*Nat. Ord.* Iridaceæ), are used as a powerful hepatic stimulant. The Blue-flag is found in the swampy meadows of North America, having sword-shaped leaves and a stout stem, bearing a few blue flowers, appearing late in the spring of the year. The rhizome is horizontal and jointed; is long and cylindrical in its lower half, broad near its upper extremity, and terminated by a circular scar, annulated from the leaf-sheaths, of a grayish-brown colour, with long rootlets crowded near the broad end. It has a slight odour and a nauseous, acrid taste (Maisch). It contains a *resin* to which probably its medicinal qualities are due.

*Effects and Uses.*—In large doses the fresh plant causes violent vomiting and purging, with much depression; in smaller doses it is a cholagogue and diuretic (Phillips). These qualities are impaired by drying. Rutherford found that *iridin* (an impure oleoresin) was a powerful hepatic stimulant, producing less intestinal irritation than podophyllin, but greater purgation than euonymin. It was also a decided stimulant to the intestinal glands. It is highly recommended in jaundice of malarial origin, and may be given with advantage in torpidity of the liver, dropsy and intestinal disorders. The *fluid extract* may be given in doses of ℥xx-f $\bar{5}$ j. An *extract* is also officinal.

## EUONYMUS.

Euonymus or Wahoo is the BARK of *Euonymus atropurpureus* (*Nat. Ord.* Celastraceæ), a handsome shrub of the northern

and middle portions of the United States, found in shady woods. "Its branches are slightly quadrangular; the leaves opposite, petioled, elliptic-ovate, serrate, and pointed; the flowers dark-purple, in loose cymes of three to six, and appear in June." The fruit matures in the autumn, and consists of pendulous capsules of a bright crimson colour. The bark, as seen in the shops, is of a grayish colour, mottled with blackish patches on its outer surface, which is detached in thin and small scales; inner surface tawny and smooth. It is without smell, and has at first a sweetish taste, which afterwards becomes bitter and acrid. It contains a bitter principle, *euonymin*, *resins*, *euonic acid*, etc.

*Effects and Uses.*—Euonymus is an excellent cathartic, increasing the intestinal secretions to some extent, and acting as a powerful hepatic stimulant. It may be advantageously used in cases of torpor of the liver and intestines. The *extract* is the only officinal preparation; dose, gr. iij-v.

#### SCAMMONIUM—SCAMMONY.

Scammony is a RESINOUS EXUDATION from the ROOT of *Convolvulus scammonia* (*Nat. Ord.* Convolvulaceæ), a twining plant of Syria. The finest kind is the product of exudation from the sliced root; but most of the drug which reaches us is probably obtained by expression, or by evaporation of a decoction of the root. It comes from the Levant. Genuine scammony, termed *Virgin Scammony*, occurs in light irregular friable pieces, of various shades of colour from dark-ash to dark-olive, covered with a whitish-gray powder, and breaking with a bright-greenish fracture; they should not effervesce with an acid. The scammony of the shops, which is always more or less adulterated, is in hard, heavy, saucer-shaped cakes, from four to six inches in diameter (sometimes broken into pieces), of a dark-ash or slate colour. The powder is light-gray; the smell disagreeable, like that of old cheese, the taste at first feeble, afterwards bitterish and acrid. Scammony is a gum-resin, the *resin* constituting from 80 to 90 per cent.

of the weight of good scammony. The active medicinal principle is *scammonin* ( $C_{34}H_{56}O_{16}$ ), a colourless, tasteless resinous substance, having a peculiar faint, sweetish smell, and soluble in alcohol and ether.

A factitious scammony made in France, and known as *Montpellier Scammony*, is occasionally imported into the United States. It is blacker than the genuine article, has a feeble balsamic odour and a very bitter, nauseous taste.

*Effects and Uses.*—Scammony is an energetic hydragogue cathartic, operating sometimes with great violence, and seldom given except in combination with other cathartics. Dose, gr. v to gr. xv of the pure drug, gr. x to gr. xxx of the drug of the shops; of the *resin*, gr. iv to gr. viij. Scammony resin is of pleasanter smell and taste than jalap resin, produces less griping, and is less apt to cause vomiting. It is much used in the form of *compound extract of colocynth*.

#### COLOCYNTHIS—COLOCYNTH.

Colocynth is the FRUIT (deprived of its rind) of *Citrullus colocynthis* or Bitter Cucumber (*Nat. Ord.* Cucurbitaceæ), an annual plant of the south of Europe and parts of Asia and Africa, resembling the common watermelon. The fruit has a thin but hard rind, but is *peeled* and dried for exportation, and comes to us from the Levant. It consists of light whitish, spongy balls, about the size of a small orange, filled with numerous seeds. For medicinal use the *pulp* only is employed, and the seeds, which are inactive, are rejected. The pulp has a feeble odour and a nauseous, intensely bitter taste. It yields its virtues to both water and alcohol, and contains a peculiar glucoside termed *colocynthin* ( $C_{56}H_{84}O_{23}$ ), *resin*, *colocynthinin*, etc.

*Effects and Uses.*—Colocynth is a hepatic stimulant, increasing the amount of the biliary constituents as well as rendering the bile more watery and at the same time stimulating the intestinal glands (Rutherford). It is a violent hydragogue cathar-

tic, acting sometimes very harshly even in small doses, and in overdoses producing dangerous, and occasionally fatal, enteric inflammation. Its chief use is to unload the bowels in obstinate constipation. The dose is gr. v to gr. x. It is seldom, however, administered alone. The *extract* (alcoholic) is used chiefly in the preparation of the *compound extract*, which contains also aloes, resin of scammony, cardamom and soap; this is a favourite prescription, but it is apt to gripe, and it is well to combine some aromatic with it, as a little oil of cloves or capsicum; dose, gr. v-x.

#### CAMBOGIA—GAMBOGE.

Gamboge is a GUM-RESIN procured from *Garcinia hanburiif* (*Nat. Ord. Guttiferæ*), a tree of Siam and Cochin-China. The juice is said to be collected, as it exudes from the wounded bark of the tree, in cocoa-nut shells, and is afterwards rolled into cylinders, or transferred to earthen jars to dry; it is sometimes also received into the hollow joints of the bamboo. It is imported from Canton and Calcutta, and occurs in cylindrical rolls from one to three inches in diameter, of an orange colour, known as *pipe gamboge*, or in irregular masses (which are less pure), weighing two to three pounds or more, called *cake* or *lump gamboge*. Good gamboge is opaque, brittle, inodorous, nearly insipid, and breaks with a vitreous fracture; its powder is bright-yellow. It is a gum-resin, forming a yellow, opaque solution with water and a golden-yellow solution with alcohol; it contains from 20 to 25 per cent. of gum and from 75 to 80 per cent. of a resin termed *cambogetic acid* ( $C_{20}H_{23}O_4$ ).

*Effects and Uses.*—Gamboge is a powerful hydragogue, and in overdoses has proved fatal. Sometimes it vomits, and in large amounts has produced death merely from depression. It is employed in obstinate constipation; in dropsies, combined with cream of tartar or jalap; and has been given to destroy tænia. Dose, gr. ij to gr. vj. It is usually prescribed with other and milder cathartics, to promote and accelerate their

action. *Compound cathartic pills* (pilulæ catharticæ compositiæ) are made by mixing compound extract of colocynth (gr. 130), extract of jalap and calomel (of each, gr. 100), and gamboge (gr. 25), and with water forming a pilular mass, to be divided into 100 pills. Three of the pills, containing  $10\frac{3}{4}$  grains of the mass, represent 4 grains of compound extract of colocynth, 3 of extract of jalap and calomel each, and  $\frac{3}{4}$  grain of gamboge.

## ELATERINUM—ELATERIN.

Elaterin ( $C_{20}H_{28}O_5$ ) is a NEUTRAL PRINCIPLE extracted from elaterium, a substance deposited by the *juice of the fruit* of *Ecballium elaterium*, or *Squirting Cucumber* (*Nat. Ord. Cucurbitaceæ*), an annual vine of the south of Europe, now cultivated in England. The fruit has the shape of a small oval cucumber, and, when fully ripe, separates from the peduncle, and throws out its juice and seeds with considerable force, through an opening in the base. Pure elaterium is obtained by slicing the fruit and allowing the juice to drain through a sieve. The juice deposits a *sediment*, which dries in very light, thin, nearly flat, pulverulent, greenish-gray cakes, and is the genuine elaterium. It is almost inodorous, and has a bitter, acrid taste. The commercial elaterium, which is obtained chiefly from England, is made by expression. The drug is to be considered inferior when it is dark-coloured, much curled and hard. Elaterium yields its virtues to alcohol and not to water. *Elaterin*, its active principle, crystallizes in beautiful colourless, needle-shaped crystals, without smell, but of a bitter, sharp taste, insoluble in water, but readily soluble in alcohol.

*Effects and Uses.*—Elaterium is a hydragogue cathartic of great violence of operation, and in overdoses has frequently proved fatal. It has also a diuretic action. It is a very efficient remedy in the treatment of dropsies, and is also a useful revulsive in cerebral affections; but in administering it considerable caution is required. Elaterin proves powerfully cathartic in doses of  $\frac{1}{2}$  to  $\frac{1}{12}$  of a grain.

*Trituration of elaterin* (trituration elaterini) consists of elaterin 10 parts and sugar of milk 90 parts, thoroughly triturated; dose, gr.  $\frac{1}{4}$ —j. It is safest to begin with a small dose.

#### OLEUM TIGLII—CROTON OIL.

Croton oil is a FIXED OIL obtained from the SEEDS of *Croton tiglium* (*Nat. Ord.* Euphorbiaceæ), a small tree of the East Indies. The croton seeds resemble the castor seeds in shape and size, and consist of a blackish shell, sometimes covered with a yellowish-brown epidermis, and enclosing a yellowish oily kernel. They are highly irritant and cathartic, but are not imported into this country. They contain a volatile oil, a FIXED OIL, resin, acetic, butyric and valerianic acids, together with an acid termed *tiglinic* ( $C_5H_8O_2$ ). The CROTON OIL of the shops is obtained by expression, and is a mixture of the fixed oil proper, the resin and tiglinic acid. A principle termed *crotonol* is said to produce the peculiar inflammation of the skin. The oil is made in both India and England, the Indian oil being of a pale straw colour, and the English reddish-brown; the latter is the variety now found in the shops. It has a viscid consistence, which is increased by age, a faint, peculiar odour and an extremely acrid, pungent taste; it is soluble in ether and the volatile and fixed oils, and partially so in alcohol.

*Physiological Effects.*—Croton oil, taken internally, is a powerful hydragogue purgative, occasionally increasing also the secretion from the kidneys. One or two drops are usually sufficient to produce active catharsis, but sometimes as much as eight or ten drops may be taken without affecting the bowels. It operates very speedily, often causing evacuations in half an hour, and is apt to produce considerable sedation of the vascular system. In overdoses it has frequently proved fatal, destroying life rather by its depressing influence on the functions of organic life through the nervous system than by a local irritant action. *Rubbed on the skin*, croton oil causes

rubefaction and pustular or vesicular eruption; and rubbed over the abdomen it will sometimes purge.

*Medicinal Uses.*—Croton oil, from the smallness of the dose required and the speediness of its action, is an extremely valuable purgative in obstinate constipation, and in cerebral disorders, particularly coma. As a *counter-irritant*, it has been employed in pulmonary and laryngeal affections, diseases of the joints, etc. Dose, one or two drops made into pill with bread-crumbs. For *external use*, it may be diluted with one or two parts of olive oil or oil of turpentine.

## MERCURIAL CATHARTICS.

The preparations of mercury employed as cathartics are *calomel* and *blue pill*. Their purgative effects depend partly on the increased flow of bile which they occasion, and partly on the stimulus which they give to secretion from the mucous follicles of the intestinal canal and from the pancreas. They probably do not increase the amount of bile secreted, but by irritation of the orifice of the duct they cause reflex contraction of the ducts and the gall-bladder, and consequently expulsion of that already secreted. They are rarely employed alone, owing to the slowness and uncertainty of their action, but are usually combined with or followed by other cathartics (as jalap, senna, rhubarb, compound extract of colocynth, or some of the saline preparations). The mercurial cathartics are usually administered with a view of combining a purgative action with an effect on the secretions, particularly that of the liver; also as anthelmintics and as revulsives in cerebral and other affections. They are well adapted to infantile cases, from the facility of their administration, and are especially beneficial in the ephemeral febrile attacks to which children are subject; they, moreover, rarely produce salivation in children.

HYDRARGYRI CHLORIDUM MITE (*Mild Chloride of Mercury, or Calomel*). (Noticed at length under the head of *Alteratives*.) Dose, as a *cathartic*, gr. vi to xij, in pill or in powder, with syrup or molasses; to be followed, in from four to six hours,

by some other cathartic. Sometimes, when it is exhibited with a view to a full action on the liver, gr.  $\frac{1}{4}$  to ij may be given every hour or two, until the whole purgative dose is taken; or it may be administered at bedtime, with an aperient draught the next morning. For children, larger doses are required in proportion than for adults: gr. iij–vj may be given to a child from three to six years old. Calomel occasionally causes griping pain in the bowels, with bilious vomiting; this is attributable, not to any irritant qualities in the medicine, but to the acrid character of the bile secreted. Calomel is an ingredient of the *compound cathartic pills*.

MASSA HYDRARGYRI (*Mass of Mercury*), commonly called *blue pill* or *blue mass* (see *Alteratives*), is analogous in its cathartic action to calomel, but milder and less certain. It is given in about the same doses and in the same combinations, etc.

#### ENEMATA.

In cases of irritability of the stomach—or with the view of hastening the action of cathartics taken by the mouth—or to remove feculent accumulations in the lower bowels—or to relieve tympanites—or for the purpose of revulsion, or the removal of ascarides, *cathartic enemata* are frequently administered.

When it is desired simply to open the bowels mechanically, tepid water, flaxseed tea or other demulcent infusion may be employed. The common *laxative enema* consists of a table-spoonful of common salt, molasses and lard or olive oil, each, in two-thirds of a pint of warm water; castor oil or Epsom salt may be added to increase the cathartic effect. Senna tea or some other cathartic infusion is often employed. To relieve flatulency, oil of turpentine (fʒss to fʒj, in emulsion) or milk of asafetida (fʒij to fʒiv) may be given. The latter is an excellent preparation in infantile cases. For the removal of ascarides infusion of quassia is an excellent enema. In some cases, as invagination of the intestines, or even in hernia, much good may be accomplished by the gradual distension of the bowel by means

of *forced enemata* of warm water. This is accomplished by means of a long flexible rubber tube, one end of which is armed with a rectal tube having a blunt conical point and several large openings to admit of the free passage of the water. The other end of the flexible tube is attached to a large funnel, and the tube has a stop-cock upon it. By elevating the funnel and filling it with water, a continual stream can be thrown into the bowel, the force being regulated by the height at which the funnel is held and by the stop-cock. In this way from five to ten pints of water can be thrown into the bowel, filling the large intestine and even passing the ileocæcal valve. The injection should be conducted *slowly* and *carefully*. Several cases of invagination have been reported where the symptoms subsided under this treatment, the invaginated portion of the intestine having slipped back to its proper place during the distension. This method should not be resorted to when there is reason to think that sphacelus of the bowel is taking place, as it might result in a rupture.

#### ORDER III.—DIAPHORETICS.

Diaphoretics (from *διαφορεω*, *I transpire*), called also *sudorifics*, are medicines which promote transpiration from the skin. The action of the cutaneous exhalants may be increased by various means. The mere introduction of a large quantity of fluid into the system will produce sweating, if the system be kept warm. Exercise and a warm temperature, by determining a flow of blood to the cutaneous vessels, act in the same way. Nauseants occasion diaphoresis by relaxing the orifices of the cutaneous vessels; stimulants, by exciting them to increased secretion. Diaphoretics are employed therapeutically for their evacuant, revulsive and alterative effects, and to promote absorption. Different classes of diaphoretics are required for different morbid conditions.

1. *Nauseating Diaphoretics*.—Most of the *emetics*, in nauseating doses, produce a powerfully relaxing diaphoretic action, and are much employed, with this view, in inflammatory cases,

when not contraindicated by the presence of gastric irritability. The PREPARATIONS OF ANTIMONY (see p. 228) and IPECACUANHA (see p. 266) are chiefly resorted to as nauseating diaphoretics. Ipecacuanha is often given as a diaphoretic, in combination with opium, in the form of *Dover's Powder* (see p. 63).

2. *Refrigerant Diaphoretics*.—The saline and ethereal preparations classed as *refrigerants* (see p. 235) produce a gentle relaxing diaphoretic action, unattended with nausea. They are used to allay febrile excitement and reduce the temperature of the body.

3. *Stimulating Diaphoretics*.—This group includes the diffusible stimulants, aromatic substances generally, of every class, and many narcotics, particularly opium and camphor. They are contraindicated in high inflammation, but are very serviceable in rheumatic and pulmonary affections, after vascular excitement has been reduced, and in all diseases where the surface of the body is cold. *Opium*, in the form of *Dover's Powder*, may be employed in inflammatory cases, where other stimulating diaphoretics are inadmissible, and is given with advantage in an early stage of acute rheumatism, dysentery and catarrh, unless the action of the pulse be very strong, when this should be previously moderated. The operation of the diaphoretic stimulants is promoted by the free use of warm diluent drinks, and warm covering to the body.

#### PILOCARPUS—JABORANDI.

Pilocarpus is the LEAFLETS of *Pilocarpus pennatifolius* (*Nat. Ord.* Rutaceæ), a shrub of some of the northern provinces of Brazil, growing to the height of about five feet, with a long cylindrical root, about three-quarters of an inch in thickness, and imparipinnate leaves about nine inches long, with from three to five pairs of opposite, oblong-lanceolate, grayish-green leaflets, with an odd terminal one, which are dotted with a number of pellucid glands. There are several plants known in South America under the name of Jaborandi, and the variety

brought here is from Pernambuco. The *leaflets* have a characteristic odour (resembling a mixture of Indian hemp, matico and cubeb) and a warm, sharp, aromatic taste. They yield *pilocarpina* ( $C_{23}H_{35}N_4O_4$ ), an alkaloid of a bitter, nauseous, astringent taste, soluble in water, alcohol, ether, chloroform and diluted acids; they contain also a volatile oil.

*Physiological Effects.*—The action of jaborandi has been studied by Ringer, Murrell, Langley, Harnack and Meyer, and many others, with the following results. It paralyzes the vaso-motor nervous system, and rapidly increases the circulation, but the pulse is soon slowed and the arterial tension is greatly increased. The temperature, as a rule, rises at first, but coincident with the profuse sweating, is lowered. It is a powerful diaphoretic, increasing both the watery and solid ingredients of the sweat enormously, probably by a direct action on the peripheral endings of the nerves. The amount of urea eliminated by the skin is especially increased. The sweat is said to be acid at first, becoming neutral and finally alkaline. It also causes salivation, which is sometimes very profuse, in which case the diaphoretic effect is less marked, and vice versa. The sialagogue effect probably depends on a direct action of the drug on the glands. The gastric and bronchial secretions are also increased. These effects continue for from three to six hours. Disturbance of the vision, contracted pupils, uneasiness of the head, and after a time vomiting, generally accompany these eccritic results, often followed by drowsiness. In much of its action, especially on the secretions, an antagonism exists between jaborandi and belladonna. Jaborandi appears to stimulate the nutrition of the hair (Wood, H. C.). It is eliminated by the secretions on which it acts.

*Medicinal Uses.*—Jaborandi should not be given in affections of the gastro-intestinal mucous membrane, nor in weak heart due to disease of the cardiac muscle or ganglia or of the valves (Bartholow). In cases of pleuritic effusion, especially after the subsidence of the inflammatory symptoms, jaborandi or its alkaloid often quickly removes the exudation. In renal dropsy and in uræmia it is often invaluable on account of its

diaphoretic effects and because it increases the elimination of urea by the skin. It has also been used with success in puerperal convulsions due to kidney disease, in humid asthma and bronchorrhœa, in some cases of parotitis, and as an agent to increase the secretion of milk. It is recommended in polyurea and in squamous affections of the skin, and has been used locally and hypodermically with success in alopecia (Bartholow). In diphtheria it has been used with varying success, but on the whole the evidence can scarcely be considered in favor of its employment. Dose of the *fluid extract*, fʒss-j; of *pilocarpine hydrochlorate*, gr.  $\frac{1}{8}$ -ss. Children bear proportionally large doses.

#### ALTERATIVE DIAPHORETICS.

Under this head are comprised a class of diaphoretic medicines which produce a gradual and nearly insensible increase of the cutaneous secretion, and are supposed to promote the elimination of noxious matters from the blood through the vessels of the skin. They are employed chiefly in chronic rheumatic and cutaneous affections, and in secondary syphilis.

#### SARSAPARILLA.

The name of Sarsaparilla is applied to the ROOTS of *Smilax officinalis*, *S. medica* and other species of *Smilax* (*Nat. Ord.* Smilacæ), twining prickly shrubs of Mexico, Guatemala and the warm countries of South America. The roots consist of numerous wrinkled, slender pieces, of the average thickness of a writing quill, several feet long, springing from a common head or rhizome, and are frequently found in the shops with portions of the stem attached. Several varieties are known: 1. *Honduras sarsaparilla*, the most common variety in the United States, comes in bundles two or three feet long, composed of several long, thin roots, folded lengthwise, of a dirty grayish or reddish-brown colour. 2. *Jamaica sarsaparilla*, which is probably derived also from Central America, comes in shorter

- bundles, and is known by the red colour of the epidermis.
3. *Vera Cruz sarsaparilla* comes in large, loose bales, bound with cords or leather thongs, containing the roots folded on themselves, consisting of a head with numerous long radicals.
  4. *Brazilian* or *Rio Negro sarsaparilla* comes in cylindrical bundles, each of which is closely wrapped by a flexible stem, with fewer rootlets than the Honduras variety; it is distinguished by the amylaceous character of its interior structure.
  5. *Guatemala sarsaparilla* resembles the Brazilian.

Sarsaparilla roots are several feet in length, about the thickness of a goose-quill, cylindrical, more or less wrinkled longitudinally, and consist of a whitish-brown or pink cortical portion covered with a thin gray, brown or red epidermis, and inclosing a layer of whitish ligneous fibre and a central pith. The *cortical portion* is more active than the interior portion; the central medulla contains a good deal of starch. Sarsaparilla, in the dried state, is nearly inodorous, but its decoction has a strong smell. It has a mucilaginous, slightly bitter taste, and when chewed for some time produces a persistent acid impression on the mouth; this acidity of taste is the criterion of good sarsaparilla. Water and diluted alcohol extract its virtues. It contains an alkaloid called *smilacine* or *paralline*, a *volatile oil*, *starch*, *mucilage*, *resin*, *extractive*, etc. The Vera Cruz and Jamaica varieties contain the most smilacine, and are therefore the best for medical purposes.

*Effects and Uses.*—The physiological effects of sarsaparilla, beyond a slight diaphoretic action, are not very obvious; in large doses it occasionally produces nausea and vomiting. Its efficacy in eradicating various morbid symptoms is believed in by some, though denied by others; and its mode of action, though obscure, is popularly attributed to a purifying influence on the blood through the function of the skin. It is employed in tertiary syphilis, particularly where the disease resists or is aggravated by the use of mercury; also in chronic rheumatism, skin diseases, and cachectic conditions of the system generally.

*Administration.*—Dose, of the *powder*, ℥ss three or four

times a day—never used, however, in this form. The *compound decoction* is made by boiling sarsaparilla 10 parts, saffras, guaiacum wood and liquorice root each 2 parts, and mezereon 1 part, in 100 parts of water, then macerating, and, after straining, adding water enough to make the decoction measure 100 parts; dose, f̄iv–vi three times a day. The *compound syrup* (which contains also guaiacum wood, pale rose, senna, liquorice root and the oils of saffras, anise and gaultheria) is a favourite preparation; corrosive sublimate should not be given with it, as it is decomposed into calomel. Dose, f̄ss three times a day. Of the *fluid extract*, the dose is f̄ss. The *compound fluid extract* contains the ingredients of the compound decoction, except the guaiacum; dose, f̄j three or four times a day.

G U A I A C I L I G N U M—G U A I A C U M W O O D.

G U A I A C I R E S I N A—G U A I A C.

Guaiacum Wood, or *Lignum Vitæ*, and Guaiac are products of *Guaiacum officinale* and *G. sanctum* (*Nat. Ord. Zygophyllaceæ*), large evergreen trees of South America and the West Indies. The wood, which is remarkable for its hardness and density, is imported in logs or billets, covered with a thick gray bark; the outer portion or sap-wood is of a pale-yellow colour, the inner of an olive-brown. The *heart-wood* is the officinal portion: it is usually kept in the shops in the state of shavings or raspings; they are inodorous unless heated, and when chewed for some time they have a bitterish, pungent taste. Guaiacum wood yields its virtues to alcohol, and partially to water; they depend on the guaiac contained in the wood.

Guaiac is a peculiar *resin*, obtained from *Guaiacum officinale* by spontaneous exudation, by incision, by dry heat, or by decoction of the comminuted wood. It comes in large, irregular, semi-transparent, brittle pieces, of varying size—externally of a deep green or olive colour, and internally red. It has a slight balsamic odour, which is rendered stronger by heat, and

though at first nearly tasteless, leaves a hot, acrid sensation in the mouth and throat. Water dissolves it partially, alcohol completely. It contains *guaiaconic* and *guaiaretic acids*, *guaiac beta-resin*, *gum*, *ash*, *guaiacic acid*, *colouring matter*, etc. (Hadelich, quoted by Flückiger and Hanbury). Most oxidizing agents, as nitric and chromic acids, etc., produce a blue, then green, and finally a brown colour with tincture of guaiacum.

*Effects and Uses.*—Guaiacum wood and guaiac are stimulant diaphoretics, also increasing the secretion of bronchial mucus, and in large doses cathartic. They are principally used for their alterative virtues in chronic rheumatism, constitutional syphilis and skin diseases; guaiac has been used as a laxative. Bartholow recommends strongly ℥ss doses of the tincture every four hours in tonsillitis. They are considered also to possess emmenagogue properties, and are employed in amenorrhœa and dysmenorrhœa.

*Administration.*—*Guaiacum wood* is used only as an ingredient in the compound decoction and syrup of sarsaparilla and in the compound pills of antimony. Dose of *guaiac*, gr. x to gr. xxx, in pill or emulsion, sometimes combined with alkalis. The *tincture* (20 parts in 100 of the tincture) and *ammoniated tincture* (20 parts to ar. sp. of ammonia q. s. to make 100 parts) are much used in chronic rheumatism; the former is given also in amenorrhœa; dose, fʒj three or four times a day. They are decomposed by water, and should be administered in mucilage, syrup or milk.

#### MEZEREUM — MEZEREON.

Mezereon is the BARK of *Daphne mezereum* and other species of *Daphne* (*Nat. Ord.* Thymelacæ), European shrubs which grow to the height of four or five feet. The root-bark is the part employed in Great Britain, but the bark of our shops, which is brought from Germany, is the STEM-BARK. It comes in strips from two to four feet long and an inch or less in breadth, folded in bundles or wrapped in the shape of balls. It has a thin, grayish or reddish-brown, wrinkled epidermis

and a tough, pliable, whitish inner bark. When fresh it has a faint, nauseous smell, but when dry it is nearly inodorous. Its taste is at first sweetish, afterwards highly acrid. It yields its virtues to water and alcohol, and contains a neutral crystalline bitter glucoside called *daphnin*, and a *resin* to which it owes its acridity.

*Effects and Uses.*—The topical action of mezereon is irritant and vesicant. When swallowed in large quantities it is highly acrid; in medicinal doses it promotes the action of the secreting and exhaling organs, particularly the skin and kidneys. It is employed chiefly in conjunction with sarsaparilla (in the compound decoction, etc.) as an alterative diaphoretic in rheumatic, syphilitic and cutaneous affections. As a *masticatory*, it has been chewed for the relief of paralysis of the muscles of deglutition. The *fluid extract* is the best preparation for internal administration; dose, 10 minims. An *extract* is also officinal; the *ointment* is used as a stimulating application to blistered surfaces and indolent ulcers.

#### MENISPERMUM.

Menispermum is the RHIZOME and ROOTLETS of *Menispermum canadense*, Yellow Parilla or Canada Moonseed (*Nat. Ord. Menispermaceæ*), a climbing plant of North America. The rhizome contains *berberine*, *starch*, etc. It is supposed to be a diaphoretic, diuretic, tonic and alterative, and to possess virtues similar to those of sarsaparilla, and it may be given in corresponding doses. According to the experiments of Rutherford, it is an intestinal, but not a hepatic, stimulant. There are no officinal preparations.

#### CALENDULA—MARIGOLD.

Calendula is the FRESH FLOWERING HERB of *Calendula officinalis*, or Marigold (*Nat. Ord. Compositæ*), a European plant, cultivated in our gardens. It contains a *volatile oil*, a *bitter principle*, *calendulin*, etc. It is supposed to be a stim-

ulant, alterative, diaphoretic, diuretic, vulnerary and resolvent. It formerly enjoyed a high reputation in the treatment of cancerous affections, but now is not much used. It is said to be efficacious in certain forms of chronic vomiting, and externally, to promote resolution of ulcers, wounds and contusions. It may be given in doses of gr. viij to ʒj. A *tincture* is officinal, of which the dose is fʒss-j. It may be used externally, diluted with water 20 parts.

## SASSAFRAS.

This is the BARK of the ROOT of *Sassafras officinale* (*Nat. Ord. Lauraceæ*), an indigenous tree of middling size. The bark is found in the shops in small irregular pieces, of a cinnamon colour, sometimes invested with a brownish epidermis. It has a highly fragrant odour and a sweetish, aromatic taste. Its virtues are extracted by water and alcohol, and it contains a little *tannic acid* and a *volatile oil* (*oleum sassafras*).

*Effects and Uses.*—Sassafras bark is a mild stimulant alterative diaphoretic, used chiefly in combination with sarsaparilla. Its principal virtues are probably aromatic. Dose of the *oil*, 2 to 10 drops. (For *Sassafras Pith*, see *Demulcents*.)

## STILLINGIA.

The ROOT of *Stillingia sylvatica* (*Nat. Ord. Euphorbiaceæ*), commonly called *Queen's Delight*, a perennial plant, growing to the height of two feet in our south Atlantic States, is highly esteemed by southern physicians as an alterative diaphoretic in secondary syphilis, scrofula, cutaneous affections and chronic rheumatism. Dose of the powder, 15 to 30 grains. The *fluid extract* is officinal, and may be given in the dose of fʒss. A decoction and tincture are extemporaneously prepared.

## ORDER IV.—DIURETICS.

Diuretics (from *δια*, *thoroughly*, and *οὐρεω*, *I make water*) are medicines which excite the secretion of urine. The flow of urine may be promoted *indirectly* by increasing the quantity of fluid taken into the stomach, or by the removal of causes which check its secretion, or by mental emotion, a cool temperature, etc. It is promoted *directly* by the use of medicinal agents which specifically affect the kidneys; they are termed diuretics. A large proportion of diuretic medicines are found among the agents which influence other secretions, particularly *diaphoretics*. The functions of transpiration and urination are to some extent vicarious, and the same articles will prove diaphoretic or diuretic, as their action may be directed to the skin or kidneys. External warmth and warm drinks determine the action of such medicines to the skin; and, on the other hand, if the skin be kept cool, and cool diluents freely administered, the secretion from the kidneys is promoted.

*Blennorrhetics*, or medicines which have a special action on the mucous membranes, exert also a diuretic influence—probably the result of the stimulating impression which they make on the mucous membrane of the urinary passages. When the action of the kidneys is obstructed by disease of the heart, *sedatives* prove diuretic, by their tranquillizing influence on the action of the heart. In cases of obstruction of the portal system, *mercurials* increase the efficacy of the diuretics proper; and also *cathartics*, by stimulating the flow of bile and the pancreatic juice.

The principal *therapeutic* employment of diuretics is *to promote the absorption of dropsical effusions*. They are also useful in nephritic disorders attended with obstructed secretion; to wash out calculi from the pelvis of the kidneys, ureters and bladder; in gravel, with the view of rendering the urine more dilute; and they may be resorted to as evacuants, to reduce inflammation.

As diuretics act by becoming absorbed, they should be

administered in a very diluted state to prevent a cathartic effect.

The following groups of medicines, noticed under other heads, are employed also as diuretics :

1. *The Saline and Ethereal Refrigerants* (see p. 235).

2. *The Alkaline Carbonates* (see *Antacids*); and the *Alkaline Salts which contain a vegetable acid*, as the acetates, citrates and tartrates. The acid potassium tartrate, or CREAM OF TARTAR (see p. 286), is a very active diuretic.

POTASSII ACETAS (*Potassium Acetate*). This salt ( $\text{KC}_2\text{H}_3\text{O}_2$ ), formerly termed *sal diureticus* from its decided diuretic action, is made by saturating acetic acid with potassium bicarbonate. It occurs, when pure, as a white, foliaceous, satiny mass, of a warm pungent taste, very deliquescent, and wholly soluble in water and alcohol. The physiological effects of the potassium compounds have already been fully considered (see p. 233). In small doses it is diuretic, and in larger doses gently cathartic. It is a good deal employed as a diuretic in dropsies, as an antacid in acute rheumatism, as a preventative of the formation of uric acid calculi, and it has also been found useful as an alterative in cutaneous affections. As is the case with all the alkaline salts containing vegetable acids, the acid of this salt is decomposed in the system into carbonic acid. Although increasing the flow of urine, potassium acetate diminishes the amount both of uric acid and of urea in the secretion. Hence it is valuable in gout, and, like colchicum, it may perhaps check the actual formation of uric acid in the system. Dose, ℥j to ʒj three or four times a day.

SODII ACETAS (*Sodium Acetate*) is prepared from crude pyroligneous acid, which is saturated with cream of lime, and the solution of calcium acetate thus formed is decomposed by sodium sulphate; repeated solution and crystallization, with fusion, furnish a pure salt in the form of white or colourless striated prisms ( $\text{NaC}_2\text{H}_3\text{O}_2, 3\text{H}_2\text{O}$ ), which effloresce in dry air, are wholly soluble in water, tolerably soluble in alcohol, and have a sharp, bitterish, not disagreeable taste. Its effects

and uses are analogous to those of potassium acetate, over which it has the advantage of not being deliquescent. Dose, ℞i to ℥i.

3. *Sedatives* (see p. 217); and DIGITALIS (see p. 249), which is very much employed in *cardiac* dropsies in combination with squill.

4. *Blennorrhetics* (see p. 330), particularly the OLEORESINS.

5. Most of the *Stimulating Diaphoretics*.

#### SPECIAL DIURETICS.

##### SCILLA—SQUILL.

Squill is the BULB of *Urginea scilla* (*Nat. Ord.* Liliaceæ), a perennial plant which grows on the shores of the Mediterranean. It has fibrous roots attached to a roundish-ovate bulb, from which both the leaves and flower-stem spring directly, the latter appearing first; the leaves are broad-lanceolate, and from twelve to eighteen inches long; the stem is about two feet high, and bears pale yellowish-green flowers.

The fresh bulb is pyriform, of the size of the fist to that of a child's head, and consists of thick, fleshy, concentric scales, attenuated at their edges, and attached to a rudimentary stem; the outer scales are very thin and papery. Two kinds of squill bulbs are met with, the *white* and the *red*, which differ only in the colour of their scales, and are identical in medicinal virtues. Both abound in a viscid, acrid juice, which is very much diminished by drying, with little loss of medicinal power. For importation, squill is usually sliced and dried, and is found in the shops in white or yellowish-white pieces, which when dry are brittle, but when moist, flexible. They absorb moisture readily, and should be kept in well-stoppered bottles. They have a feeble odour, a bitter, nauseous, acrid taste, and yield their virtues to water, alcohol and vinegar. The active principles found in squill are *scillipicrin*, *scillitoxin* and *scillin*. The first two are said to act on the heart, and the last to produce numbness and vomiting (Merck, quoted by Maisch).

*Physiological Effects.*—In small doses, squill promotes secre-

tion from the mucous membranes and the kidneys—its diuretic effect being much the most marked and constant. Husemann states that the diuretic effects of squill are due to its influence on the blood pressure, which it increases; but clinical experience teaches that it stimulates the kidneys. In larger doses it excites nausea, vomiting and occasionally purging; and in excessive doses it acts as an acro-narcotic poison, gr. xxiv having proved fatal. The symptoms are violent vomiting and purging, abdominal pains, bloody or suppressed urine, reduction of the pulse, with collapse, or death may be preceded by convulsions. After evacuation of the stomach, opiates and demulcents are to be administered, and, if syncope or collapse occur, alcoholic stimuli.

*Medicinal Uses.*—Squill is employed principally in the treatment of dropsy; it should not be used, however, in cases complicated with degeneration of the kidneys or inflammation of the bladder. Digitalis is much prescribed in combination with squill in the treatment of cardiac dropsies, and calomel is often added with a view to its action on the absorbents. As a *blennorrhetic expectorant*, squill is an excellent remedy in chronic and subacute bronchial affections; it is, however, improper in the early stages of inflammatory cases. As an *emetic*, squill is too dangerous for general use; but it forms an ingredient in some emetic preparations administered in croup.

*Administration.*—Dose, as a *diuretic* or *expectorant*, gr. j, repeated and gradually increased till nausea supervenes. Gr. vj to gr. xij will vomit. Of the *vinegar* (*acetum scillæ*), the dose is ℥xxx to fʒij; of the *fluid extract*, ℥j; of the *syrup*, fʒj; of the *compound syrup*, known as *hive syrup* (which is prepared by percolation, by first making a solution of senega and squill in diluted alcohol and water, converting it into a syrup, and dissolving it in tartar emetic, one grain of which is contained in every ounce of the syrup), 10 drops to fʒj, according to the age; of the *tincture*, 20 to 40 drops.

## COLCHICUM.

Colchici Radix, Colchicum Root; Colchici Semen, Colchicum Seed.

*Colchicum autumnale*, or Meadow-Saffron (*Nat. Ord. Melanthaceæ*), is a small biennial, bulbous plant, which grows wild, in moist meadows, in England and other temperate parts of Europe. The bulb, or corm as it is botanically termed, appears in midsummer as the lateral offset from the corm of the preceding year, and sends up the flower-stem in the autumn—the leaves and fruit following in the succeeding spring. The leaves are broadly lanceolate, about five inches long; the flowers, of a lilac or light-purple colour; and the fruit, oblong, elliptical and three-celled.

The CORMS and SEEDS are the portions used medicinally. The corms are gathered in July, just before the sprouting of the flower from the young corm. They are somewhat like tulip-bulbs in appearance, but solid, and not composed of scales. They are covered by an external brown membrane and an inner reddish-yellow one, and are an inch and a half to two and a half inches in length, with a longitudinal groove. Internally they are white, fleshy and solid, and contain an acrid, bitter milky juice. As found in the shops they are in the dried state, sometimes whole, but usually cut into transverse slices, about an eighth of an inch thick, with a notch on one side, and deprived of the outer brown membrane. They have a hircine odour and a bitter, hot and acrid taste. The seeds are brown, about the size of black-mustard seeds, inodorous, and have a bitter, acrid taste; they are less apt to be injured by drying than the corms.

*Colchicum* corms and seeds yield their virtues to vinegar and alcohol; they both contain an alkaloid, soluble in water, readily so in alcohol, but insoluble in ether, termed *colchicia* or *colchicine* ( $C_{17}H_{23}NO_6$ ), on which the medicinal activity depends. *Colchicia*, in the saline form, is converted into another isomeric principle, termed *colchicein*, and resins (*colchicoresin* and *beta-colchicoresin*), but not probably with loss of medicinal effect. *Colchicia* makes with concentrated nitric acid a violet

solution, becoming yellow by dilution with water; with concentrated sulphuric acid it produces an intensely yellow colour.

*Physiological Effects.*—Colchicum is a local irritant. Taken internally, in small doses, it stimulates the secretions generally; in larger doses it produces nausea, vomiting and purging, and commonly a reduction of the frequency of the pulse; in excessive doses it is an acro-narcotic poison, producing death by a sedative action on the heart, the cerebral functions being usually unaffected. The amount of urea and uric acid excreted in the urine is much increased after the administration of colchicum. It increases the secretion of bile, which at the same time is rendered very watery. Tannic acid is a partial antidote; opiates, demulcents and stimulants are to be given. Although placed among the diuretics, colchicum does not evince a more decided action on the kidneys than on other secretions, as those of the skin, liver and mucous membranes.

*Medicinal Uses.*—Colchicum has long enjoyed a high reputation in the treatment of gout; and, although its *modus medendi* is obscure, it is universally admitted to possess a more decided control over the disease than any other remedy. It is usually administered in repeated doses till an effect is produced on the bowels, though purging does not promote its curative effect. Epsom salts and magnesia are often combined with it, as in the celebrated *Scudamore's draught* (*magnesia*, gr. xv to xx; *magnesium sulphate*, ℥j to ℥ij; *wine of colchicum seed*, f℥j to f℥ij, in any pleasant vehicle). An excellent combination in the treatment of gout is colchicum (*wine of the seed*, f℥i), with potassium iodide (℥ij), dissolved in cinnamon water (f℥viiij); dose, f℥ss three times a day until purgation is produced. Quinine and digitalis are also often given advantageously, with colchicum, in gout.\* When it is desired to act on the kidneys and skin rather than the bowels, opiates are sometimes added. In rheumatism it is also employed, but it has little control over this disease. Dr. Woodbury, however, has

\* Lartigue's celebrated gout-pills are: acetic extract of colchicum root, 2 grains; extract of digitalis, 1 grain; compound extract of colocynth, 20 grains, to be mixed and divided into five pills—one to be taken at night.

recently reported cases where hypodermic injections of ℞ of a solution of colchicine ( $\frac{1}{10}$  per cent.) gave speedy and permanent relief in acute rheumatism, after the salicylates had failed (Phila. Med. Times, Dec. 2, 1882). It has been occasionally resorted to as a diuretic in dropsy, as a sedative in febrile and inflammatory diseases, as an anthelmintic, as an expectorant, and in some nervous affections.

*Administration.*—Dose of the corm or seeds, in powder, gr. ij to gr. viij; the seeds are to be preferred. The liquid preparations, which are more generally used than the powder, are: the *wine of the root* (*vinum colchici radiceis*), ℞x to fʒss; *wine of the seed* (*vinum colchici seminis*), dose, fʒss–j; *tincture of the seed*, dose, fʒss to fʒi. An *extract of the root* (acetic) is also employed—dose, gr. i–ij; and a *fluid extract of the seed* and also of the root—doses, 4 to 12 drops. The alkaloid *colchicine* (not officinal) has been recommended as the best form of administration in doses of gr.  $\frac{1}{50}$  in pill or somewhat less by hypodermic injections.

#### ERIGERON.

Three varieties of *Erigeron* are used, but none are officinal: *E. canadense*, or Canada Fleabane, *E. heterophyllum*, or Various-leaved Fleabane, and *E. Philadelphicum*, or Philadelphia Fleabane (*Nat. Ord.* Compositæ). They are herbaceous indigenous plants, two or three feet high, with ovate or lanceolate toothed leaves and white, blue or purple flowers. The *leaves* and *tops* are used. *Canada erigeron*, which is found in the northern or middle States, has an agreeable odour and a bitter, acrid, somewhat astringent taste. It contains bitter extractive, tannic and gallic acids and volatile oil, and is diuretic, tonic and astringent. The OIL OF ERIGERON (*oleum erigerontis*), distilled from the fresh flowering herb of *E. canadense*, is officinal. It possesses hæmostatic properties, and has been used in hemorrhagic dysentery and uterine hemorrhage—dose, 5 to 10 drops; a *fluid extract of Canada erigeron* (not officinal) may be given in the dose of fʒi–iv. *Various-*

leaved and *Philadelphia Fleabane*, popularly known as *scabious*, common plants all over the United States, have an aromatic odour and a slightly bitterish taste. Their most striking medicinal action is diuretic, and they have long been favourite remedies in dropsical and nephritic affections. An *infusion* or *decoction* to the amount of a pint (containing a troyounce of the herb) may be taken daily.

## APOCYNUM—INDIAN HEMP.

Fig. 25.



*Apocynum cannabinum* is an indigenous herbaceous plant (*Nat. Ord. Apocynaceæ*), growing to the height of two or three feet, with oblong-ovate leaves and small greenish, campanulate

flowers. The ROOT is the officinal portion; it is of a yellowish-brown colour when young, and of a dark-chestnut when old, has a strong odour and a nauseous, acrid, bitter taste. The fresh root, when wounded, pours out a milky juice, whence the plant is sometimes termed *milk-weed*. It yields its virtues to water and alcohol, and contains *gallic* and *tannic acids*, *gum*, *resin*, a *bitter principle*, etc. Although the entire root is officinal, the *bark of the root* is probably alone active. *A. androsæmifolium*, or Dogsbane, is possessed of much the same properties as *A. cannabinum*.

*Effects and Uses.*—Indian Hemp (which is not to be confounded with *Cannabis Indica*, p. 88) is diuretic, diaphoretic, sedative, and, in continued doses, emeto-cathartic. It is chiefly employed in the treatment of dropsy, in which its action is often powerfully efficacious. It should be given in amounts just sufficient to produce diuresis, as a cathartic effect it is not desirable. The best form of exhibition is *infusion* (ʒss to boiling water Oj, or the same amount may be dissolved in gin Oj); dose, fʒij–iv three or four times a day.

#### TARAXACUM—DANDELION.

Fig. 26.



*Taraxacum dens-leonis*, or Dandelion (*Nat. Ord.* Compositæ), is a small herbaceous, perennial plant, common to most parts of the world, and found abundantly throughout the United States. It has a fusiform root, which sends up numerous long

sinuated, bright-green leaves, and flower-stems about six inches high, bearing golden-yellow flowers. The root is the officinal portion, and *should be gathered in the autumn*. In the fresh state it is several inches long, branched, fleshy, of a light-brown colour externally, whitish within, and abounds in a milky juice; the *fresh* root is preferable for use. When dried it is shrunken, wrinkled and brittle. It is without smell, but has a bitter taste. Boiling water extracts its virtues, which probably depend on a peculiar bitter crystallizable principle termed *taraxacine*, soluble in water and alcohol. It also contains *taraxacerin*, *resin*, etc.

*Effects and Uses.*—*Taraxacum* is diuretic and slightly aperient, with some tonic action, and a slight determination to the liver. It is a valuable remedy in hepatic dropsies, and is also employed in dyspepsia accompanied by derangement of the liver. It may be given in the form of *infusion* (ʒij to boiling water Oj—not officinal)—dose fʒij three times a day; *extract* (an inspissated juice, which should not be kept above a year)—dose, ʒj to ʒj three times a day; *fluid extract*—dose, fʒi-ij three times a day.

## TRITICUM—COUCHGRASS.

The RHIZOME of *Triticum repens* or Couchgrass (*Nat. Ord.* Gramineæ), a perennial weed, native of Europe and North America, growing in fields and in waste places, with a long stiff, pale-yellow rhizome, which should be gathered in the spring, and is found in the shops, freed from the rootlets, cut into short lengths and dried, without odour, but having a slightly sweetish taste (Flückiger and Hanbury), contains *triticin*, which resembles inulin and several sugars, and appears to be a feeble diuretic. It is a remedy of some value in catarrh of the bladder attended with much mucous discharge (Whitla), and may be used to allay irritation of the urinary passages. The *fluid extract* is officinal, and may be given in doses of fʒss-j.

## JUNIPERUS—JUNIPER.

The FRUIT or berries of *Juniperus communis* (*Nat. Ord.* Coniferæ), an evergreen European shrub, naturalized in the United States, are used as adjuvants to the more active diuretics, and in large doses produce strangury and bloody urine, and prove emmenagogue. When dried they are about the size of a pea, of a blackish-purple colour and a sweetish, terebinthinate, aromatic taste; they are given in *infusion* (ʒj to boiling water Oj). Their virtues depend on a *volatile oil* (OLEUM JUNIPERI) ( $C_{10}H_{16}$ ), the dose of which is from 5 to 15 drops two or three times a day. The *compound spirit* (containing also the oils of caraway and fennel, dissolved in alcohol and water) is a pleasant addition to stimulating diuretic and blennorrhetic combinations, and a good stomachic and carminative; dose, fʒi-ij. The *spirit* is made by dissolving 3 parts of the *oil* in 97 parts of alcohol; dose, fʒi-ij.

## SCOPARIUS—BROOM.

*Sarothamus scoparius*, or Broom (*Nat. Ord.* Leguminosæ), is a common European shrub, cultivated in the United States, from three to five feet high, with numerous bright-yellow flowers. The TOPS of the branches are the officinal portion, but the *seeds* are also used. The twigs are pentangular (with small oblong, downy leaves), of a bright-green colour, a strong, peculiar odour when bruised, and a bitter, nauseous taste. Two principles are found in broom-tops—*scoparin* ( $C_{21}H_{22}O_{10}$ ), a neutral, crystallizable body, supposed to be the diuretic constituent, and a volatile alkaloid, *sparteia* ( $C_{15}H_{26}N_2$ ), said to be narcotic; it also contains *volatile oil*, *tannin*, etc.

*Effects and Uses.*—Broom is an efficient diuretic, in large doses producing free purging. It is a valuable and reliable remedy in dropsy, best given in decoction, half an ounce to a pint of water, boiled down to half a pint, of which an ounce may be given every hour or two till the bowels are disturbed. A fluid extract (not officinal) is used in doses of fʒss-i.

## CANTHARIS—CANTHARIDES.

The properties, etc., of *cantharides* will be noted fully under the head of *Irritants* (subdivision *Epispastics*). Taken internally, they sometimes prove diuretic, and generally excite irritation of the genito-urinary passages, as strangury, priapism, etc.; and in overdoses act as an acro-narcotic poison. They are employed in atonic dropsies, incontinence of urine, amenorrhœa, seminal weakness, impotence, etc. Dose, gr. i-ij twice a day, in pill. They are most commonly administered in *tincture*; dose, gtt. x or more three or four times a day till strangury supervenes.

The following medicines, though less frequently resorted to than the foregoing, possess very decided diuretic properties, and may be employed with advantage in the treatment of dropsical and nephritic affections:

The RHIZOME and ROOTLETS of HYDRASTIS CANADENSIS, or YELLOW ROOT (*Nat. Ord. Ranunculaceæ*), a small indigenous plant, with yellow, fugacious flowers and a red fruit resembling raspberries, contain the alkaloids *berberina* (previously noticed) and *hydrastia* ( $C_{22}H_{23}NO_6$ ), also *xanthopuccina*, *starch*, etc. It is contorted, rugose, of a bright-yellow colour, and has a strong, somewhat narcotic odour and a bitter taste. It is tonic as well as diuretic, and is a very efficacious diuretic in promoting the discharge of calculi from the kidneys. According to Rutherford, it is a hepatic stimulant of considerable power, and a feeble intestinal stimulant. The *fluid extract* may be given in doses of fʒij-jv; or the *tincture*, dose ℞-fʒj.

The ROOT of PETROSELINUM SATIVUM, or PARSLEY (*Nat. Ord. Umbelliferæ*), a European plant, cultivated in our vegetable gardens for its leaves. Parsley contains a peculiar principle termed *apiol*, or parsley camphor, which separates from the oil, during distillation, in long white, efflorescent needles, having a faint smell of parsley, insoluble in water, but soluble in alcohol and ether. It has been used in amenorrhœa of functional origin, especially when due to anæmia, and in neuralgic

dysmenorrhœa, in the dose of 4 grains morning and evening. It is not officinal.

ORDER V.—BLENNORRHETICS.

Blennorrhetics (from *βλεννα*, *mucus*, and *ρεω*, *I flow*) are medicines which promote the secretion of the mucous membranes. They are employed therapeutically in morbid conditions of those membranes, with a view to the restoration of healthy action in cases of deficient, abnormal or excessive secretion.

When administered with the object of stimulating the secretion of mucus from the bronchial or laryngeal membrane, this class of agents is termed *expectorants*. They are prescribed in the subacute and chronic forms of bronchitis and laryngitis, and in the declining stages of the acute forms of those affections and pneumonia. In the early or inflammatory stages of acute bronchitis and laryngitis the stimulating expectorants are inadmissible until expectoration has been established.

The blennorrhetics are less employed in gastro-enteric affections than in those of other mucous membranes, owing to their tendency to produce catharsis. Several of the oleoresins are, however, used with advantage in certain forms of chronic diarrhœa, and the oil of turpentine is highly esteemed in the treatment of the diarrhœa of typhoid fever.

The oleoresinous articles of this group are extensively employed in diseases of the urino-genital mucous membranes,—gonorrhœa, gleet, leucorrhœa, incontinence of urine, cystitis, etc.

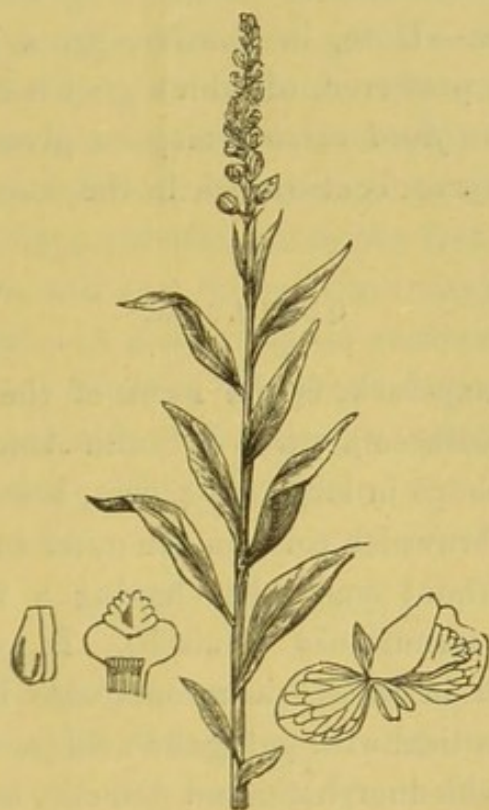
The following are the articles chiefly resorted to for their influence on the mucous membranes :

SENEGAL.

*Polygala senega*, or Senega Snakeroot (*Nat. Ord.* Polygalaceæ), is a small indigenous plant, found in all parts of the United States, but most abundantly in the South and West.

It has a perennial branching root, several erect annual stems about a foot in height, alternate lanceolate leaves, and small whitish flowers arranged in a terminal spike. The ROOT is the officinal portion. It occurs in the shops in twisted pieces, varying in thickness from the size of a quill to that of the little finger, attached to a knotty head, and marked with a ridge along their whole length and numerous annular protuberances. The cortical portion is hard, resinous, of a yellowish-brown colour, and *contains the active qualities of the root*. The central ligneous portion is white and inert. The odour of senega

Fig. 27.



is peculiar and disagreeable, but faint in the dried root; the taste is at first mucilaginous and sweetish, but afterwards becomes acrid and very irritating.

The virtues of senega are extracted by cold and hot water and alcohol. It contains a *polygalic acid*, on which its activity chiefly depends; this resembles *saponin*, a glucoside found in soapwort and other plants.

*Effects and Uses.*—Senega, in small doses, is an active excitant of the mucous membranes and secretions generally, and

in large doses proves emetic and cathartic. It is prescribed chiefly as a stimulating expectorant in chronic and subacute bronchial affections, and in the latter stages of acute bronchitis, pneumonia, etc. As an ingredient in the *compound syrup of squills* it is much employed in the treatment of croup, but, except in some such combination with tartar emetic or other emetic nauseant, it is scarcely admissible in the early stages of this disease. Senega is thought also to possess emmenagogue properties, and is highly extolled by many practitioners in the treatment of amenorrhœa. It has been occasionally used as a diuretic in dropsies, and in emeto-cathartic doses has been found useful in rheumatism.

*Administration.*—Dose, in *powder*, gr. x to ℥j; but the *abstract* is to be preferred, of which gr. j is equal to grs. ij of the powder. The *fluid extract* may be given in the dose of ℥x-xx; and a *syrup* is also used, in the dose of f ℥i-ij.

#### QUILLAIA.

Quillaia, or Soap-bark, is the BARK of the *Quillaia saponaria* (*Nat. Ord. Rosaceæ*), a tree of South America. The bark is found in the shops in large flat pieces, brownish-white, with small patches of brownish cork on the outer surface, but otherwise smooth; without smell, but having a very acrid taste; the powder is sternutatory (Maisch). It contains *saponin* ( $C_{32}H_{54}O_{12}$ ), which in watery infusion foams like soap, and is believed to be identical with polygalic acid (senegin). Quillaia is supposed to be blennorrhetic and diuretic, and may be given in various forms of dropsy and in chronic bronchitis. A fluid extract mixed with glycerin forms an admirable local application to some cases of acne (Pifford). Dose, gr. xv-xxx in infusion three times a day.

#### ALLIUM—GARLIC.

*Allium sativum* (*Nat. Ord. Liliaceæ*) is a small perennial, bulbous plant, which grows wild in the south of Europe, and

is cultivated in all parts of the world. The BULB is the portion used. As found in the shops, it is somewhat spherical in form, about an inch in diameter, with a portion of the stem attached, covered with a white, membranous envelope, and consists of five or six smaller bulbs, of a curved, oblong shape, called *cloves* of garlic. They have a strong irritating, characteristic odour and a bitter, acrid taste. Water, alcohol and vinegar extract their virtues, which depend on an *essential oil*, which is of a yellow colour, very volatile and irritating; it consists of oxide and sulphides of a peculiar radical termed *allyl* ( $C_3H_5$ ).

*Effects and Uses.*—Garlic is a local irritant and rubefacient, and, taken internally, quickens the circulation and stimulates the secretions generally. It is a good deal employed as an expectorant in chronic and subacute catarrhal affections, particularly in infantile cases, and occasionally as a stomachic in flatulence, and as a diuretic in atonic dropsies. *Externally* it is used as a revulsive rubefacient to the feet, as a resolvent of indolent tumours, and as a liniment in infantile convulsions.

*Administration.*—A clove may be swallowed entire, or cut into small pieces. Dose of the *fresh bulbs*, ℥i–ij, in pill; of the *juice*, fʒss, mixed with sugar; of the *syrup* (the only officinal preparation), fʒj, for children.

#### SCILLA—SQUILL.

Squill, already noticed among diuretics, is one of the most powerful and valuable stimulating expectorants in the *Materia Medica*. (For properties, doses, preparations, etc., see p. 320.)

#### TEREBINTHINA—TURPENTINE.

The term *turpentine* is applied to liquid or concrete vegetable juices, consisting of resin combined with a peculiar essential oil, called *oil of turpentine*. Two kinds of turpentine are recognized by the U. S. Pharmacopœia: 1. The *common American white turpentine*, which is procured chiefly from *Pinus australis* (*Nat. Ord. Coniferæ*), a large indigenous evergreen tree of

our southern States, where it is called *Long-leaved Pine*, *Yellow Pine* and *Pitch Pine*, and in part also from *Pinus tæda*, found in Virginia, and other species of *Pinus*. 2. *Canada turpentine* (*Terebinthina canadensis*), kept in the shops under the name of *Canada balsam* or *balsam of fir*, the product of *Abies balsamea*, the American Silver Fir or Balm of Gilead Tree (*Nat. Ord.* Coniferæ), a handsome tree about forty feet in height, inhabiting the northern portions of North America. Many other varieties of turpentine are known in commerce, as *Bordeaux turpentine*, *Venice turpentine*, *Chian turpentine*, etc.

*White turpentine* comes from North Carolina and other southern States, and is collected from excavations made in the trunks of the trees, into which the turpentine runs in the mild weather. It is yellowish-white and somewhat translucent, semi-fluid in summer, firm and hard in winter, but becoming permanently hard by exposure to the air, and has a peculiar aromatic odour and a warm, pungent, bitterish taste. *Canada turpentine* comes from Canada and Maine. It is procured by breaking the vesicles which are found between the bark and wood of the trees and collecting the liquid contents in a bottle. When fresh it has the consistence of honey, but gradually solidifies by age. It is yellow, transparent, tenacious, of a peculiar pleasant, terebinthinate odour and a slightly bitter, acrid taste.

*Chemical Constituents.*—The turpentines yield, by distillation, a *volatile oil*, known as *oil of turpentine*, and leave a residue consisting exclusively of *resin*. Both the *oil* and *resin* are officinal. The turpentines are inflammable, nearly insoluble in water, but almost wholly soluble in alcohol and ether.

*Physiological Effects.*—The local operation of the terebinthines is irritant. When applied to the skin they produce a rubefacient effect, and when swallowed *in large doses*, promote the peristaltic motion of the intestines. Taken internally, in small doses, they are absorbed, and prove excitant to the vascular system and the secretions generally, especially the mucous membranes; they communicate a violet odour to the urine.

In large doses they cause pain in the loins, strangury and bloody urine. The activity of the terebinthines depends on their *volatile oil* (*vide* p. 209).

*Medicinal Uses.*—Turpentine is employed chiefly in diseases of the various mucous membranes, as gonorrhœa, gleet, leucorrhœa, cystorrhœa, chronic bronchitis and chronic mucous diarrhœa. It is also used in rheumatic complaints, and in iritis and sclerotitis; and, in cathartic doses, in cases of ascarides, constipation and colic.

*Administration.*—Dose, as a *blennorrhetic*, ℥j to ʒj, in *pill*, *emulsion* or *electuary*; as an *anthelmintic* or *cathartic*, half a troyounce to an ounce, in emulsion. The *white turpentine* is generally used in this country.

OLEUM TEREBINTHINÆ (*Oil of Turpentine*) ( $C_{10}H_{16}$ ), commonly called *spirit of turpentine*, is the active principle of turpentine, obtained by distillation. It is a limpid, colourless, volatile and inflammable liquid, of a strong, penetrating, peculiar odour and a hot, pungent, bitterish taste; very slightly soluble in water, less soluble in alcohol than the volatile oils generally, and wholly soluble in ether; exposed to the air it absorbs oxygen, with the formation of resin. This oil has been already noticed under the head of aromatic stimulants (p. 208). Its effects have been already considered (p. 209), and its medicinal uses are the same as those of turpentine, for which it is usually substituted in practice. Locally it acts as a rubefacient. When swallowed in large doses, as fʒi–ij, it commonly passes off by the bowels; and, taken in small doses, it is absorbed, and stimulates the circulation and the secretions of the mucous membranes, kidneys and skin. It often produces strangury and considerable irritation of the urinary-genital passages. Poisonous effects from the oil of turpentine are rare, as it generally passes off by the bowels; it may, however, produce severe vomiting and purging, bloody or suppressed urine, intense irritation of the urino-genital organs, unconsciousness, with dilated pupils, and even death. In *large doses* it is employed as an anthelmintic and cathartic, and is much

used as a clyster for the relief of tympanites. In *small doses* it is much prescribed in chronic discharges and hemorrhages from the various mucous membranes; in the latter stages of typhoid fever as a combined stimulant and blennorrhetic; as a diaphoretic in rheumatism and neuralgia; in infantile diabetes, nephritic disorders, dropsy, etc. As a *rubefacient*, it is a valuable counter-irritant in numerous diseases; turpentine stupes are highly efficacious in catarrhal affections. Dose, gtt. v-xxx, repeated, as a *blennorrhetic stimulant*; f̄ss-f̄j, as a *cathartic enema* or *anthelmintic*, in emulsion. *Linimentum terebinthinæ* (oil of turpentine 35 parts, melted with resin cerate 65 parts) is used as an application to burns and scalds.

PIX LIQUIDA (*Tar*) is an impure turpentine, procured, by burning, from the wood of *Pinus palustris* and other species of *Pinus*. It is a brownish-black, viscid, semi-liquid substance, of a peculiar empyreumatic odour and a bitterish, resinous, somewhat acid taste; soluble in alcohol, ether and the volatile and fixed oils. It consists of resin united with acetic acid, oil of turpentine and various volatile empyreumatic products. By distillation it yields *pyroligneous acid* and *oil of tar*, the residuum being pitch.

The *oil of tar* contains, besides oil of turpentine, *creasote* (see Antiseptics) and other principles.

*Effects and Uses.*—Tar resembles the turpentines in its effects, and is employed in chronic catarrhal affections and other diseases of the mucous membranes. Its vapour has been employed in bronchitis; and externally it is an excellent application in tinea capitis, psoriasis and other cutaneous affections. Dose, ʒss to ʒj several times a day, in pill or electuary.

The *syrup* contains six per cent. of tar, and is a good preparation. The *ointment* (*unguentum picis liquidæ*) is made by mixing equal parts of tar and melted suet.

RESINA (*Resin*), commonly called *rosin*, is the residue after the distillation of the oil from turpentine. It is a yellowish-brown, semi-transparent, solid, brittle substance, with a slight terebinthinate odour and taste—insoluble in water, soluble in

ether, alcohol, and the essential oils, readily uniting by fusion with wax and the fixed oils, and forming soluble soaps with alkalies. When agitated with water, in a state of fusion, it becomes opaque and *white*. It is not used *internally*, but is extensively employed in the formation of *plasters* and *ointments*, to which it communicates great adhesiveness and slightly stimulant properties.

*Ceratum resinæ* (*resin cerate*), commonly called *basilicon ointment*, is made by melting resin (35 parts), lard (50 parts) and yellow wax (15 parts) together; it is an excellent mild stimulant application to burns, blistered surfaces, etc. *Compound resin cerate* (not officinal) may be made by melting 12 troyounces of resin, suet and yellow wax, each, with 6 troyounces of turpentine and 7 troyounces of flaxseed oil—a good stimulant cerate, very popular under the name of *Deshler's Salve*. *Emplastrum resinæ* (*resin plaster*), made by melting 14 parts of resin with 80 parts of lead plaster and 6 parts of yellow wax, is the well-known *adhesive plaster*, used to retain the edges of wounds in contact, to produce extension in the treatment of fractures, to protect excoriated surfaces, to promote absorption, etc.

## COPAIBA.

Copaiba is an OLEORESIN obtained from several species of *Copaifera* (*Nat. Ord. Leguminosæ*), large trees peculiar to South America. *C. Langsdorffii*, a native of Brazil, is now recognized as the principal source of copaiba, and most of the copaiba of commerce is probably derived from the ports of Para and Maracaibo, in Brazil; Central America also yields copaiba. The juice is obtained from incisions in the stems of the trees; as it at first exudes it is clear, colourless and very thin, but soon acquires a thicker consistence and a yellowish hue. As found in the shops it is a clear, transparent liquid, of the consistence of olive oil, of a pale-yellow colour, a peculiar agreeable smell and a pungent, nauseous, acrid taste. By exposure to the air it acquires a deeper colour and denser consistency.

Copaiba is insoluble in water, but soluble in alcohol, ether and the volatile and fixed oils; with alkalies and alkaline earths it forms a soap. It is chemically an *oleoresin*, with a minute portion of acetic acid. The VOLATILE OIL is officinal. The *resin* possesses acid properties, and is called *copaivic acid*. By exposure to the air copaiba gradually becomes darker and thicker, and finally hard and brittle, owing to the volatilization and oxidation of its oil. Copaiba was formerly called a *balsam*, but this title is incorrect, as it contains no *benzoic* or *cinnamic acid*.

*Effects and Uses.*—The effects of copaiba are analogous to those of the terebinthines. In large doses it proves cathartic and occasionally emetic, and in small doses it is absorbed, communicating its peculiar odour to the secretions and exhalations, and stimulating the secretions from the mucous membranes and kidneys; it is also a gentle excitant to the circulatory system. The urine of persons who have taken copaiba for some time yields a precipitate with nitric acid, like albuminous urine, by the action of the acid on the resin. The resinous precipitate, however, is soluble in alcohol, which does not dissolve coagulated albumen. Elimination takes place slowly. Occasionally copaiba causes symptoms of strangury when given in large doses. It sometimes produces an eruption on the skin. Copaiba is employed in diseases of the mucous membranes, particularly those of a chronic character, as chronic bronchitis, chronic diarrhoea, leucorrhoea, gonorrhoea, gleet, catarrh and irritation of the bladder, etc., and, like turpentine, in rheumatism and iritis. As a remedy in gonorrhoea it has long enjoyed great popularity, and is given with advantage even in the earliest stages of the disorder.

*Administration.*—Dose, gtt. xx to fʒj three times a day in *emulsion*, with some aromatic water,\* or in pills (*massa copaiba*), made by mixing 94 parts of copaiba with 6 parts of

\* *Chapman's Copaiba Mixture* is, copaiba and spirit of nitrous ether, each half a fluidounce, powdered gum arabic and sugar, each a drachm, compound spirit of lavender, 2 fluidrachms, tincture of opium, a fluidrachm, distilled water, 4 fluidounces; dose, a tablespoonful three times a day.

magnesia, or inclosed in *capsules* of gelatin; the pills are absorbed with difficulty. It is also administered as a clyster, in *emulsion*. Cubeb is frequently prescribed with copaiba in the treatment of gonorrhœa.

OLEUM COPAIBÆ (*Oil of Copaiba*) ( $C_{15}H_{24}$ ), obtained by distillation from copaiba, is usually colourless, with the odour and taste of copaiba, and produces the same effects on the system. Dose, gtt. x-xv, in *emulsion* or dropped on sugar.

## CUBEBA—CUBEB.

Cubeb is the UNRIPE FRUIT of *Cubeba officinalis* (*Nat. Ord.* Piperacæ), a climbing perennial plant of Java and other parts of the East Indies. The berries are gathered for use when unripe, and are dried. They are about the size of a small pea, of a blackish or grayish-brown colour, a reticulated surface, and furnished with a stalk two or three lines long. The shell is hard, and contains a blackish seed, which is white and oily within. The odour of cubeb is aromatic; the taste warm, acrid and camphoraceous. The berries deteriorate by age, most rapidly in powder, owing to the escape of their volatile oil. Their most interesting constituents are a VOLATILE OIL (which is officinal) ( $C_{30}H_{48}$ ), a principle called *cubebin*, and *resinous* matter; the resinous matter consists of both a hard and a soft resin, the former insoluble in ether, the latter soluble in ether, of acid reaction, and termed *cubebic acid*. The *oil* is carminative and stimulant, and the blennorrhetic and diuretic properties of cubeb reside chiefly in the *resin*; cubebin is inert.

*Effects and Uses.*—In large doses cubeb, like the other oleoresins, produces more or less gastro-enteric disturbance. In small doses it produces a stomachic effect like that of black pepper; after its absorption it acts as a gentle excitant to the vascular system, with a very decided stimulant action on the mucous surfaces, particularly those of the urino-genital apparatus; it also frequently proves diuretic. It is eliminated chiefly by the urine, increasing the excretion of uric acid, and

under its use the urine yields a precipitate with nitric acid. An eruption, like urticaria, sometimes follows the administration of both copaiba and cubeb. It is used chiefly in the treatment of gonorrhœa, and should be given in the early stage of the disease. In other mucous discharges, as chronic catarrh with profuse secretion, leucorrhœa, gleet, cystitis, etc., cubeb has been also employed with advantage.

*Administration.*—Dose of the *powder*, ℥i-ij three times a day, in gonorrhœa; in chronic mucous disorders smaller doses are given. The *OIL* is often employed, but it does not possess the full virtues of cubeb—dose, gtt. x-xij, to be repeated and gradually increased; it may be taken in emulsion, or dropped on sugar, or made into gelatinous capsules with oil of copaiba. The *oleoresin* contains both the volatile oil and resin, with a portion of cubebin, and is an excellent preparation—dose, ℞v-xxx, suspended in water; of the *tincture*, the dose is f℥i-ij three times a day; of the *fluid extract*, the dose is f℥ss-i. *Troches of cubeb* are made with the oleoresin, oil of sassafras, extract of liquorice and gum arabic, mixed with syrup of tolu. Each troche contains gr.  $\frac{1}{2}$  of oleoresin.

#### OLEUM SANTALI—OIL OF SANTAL.

The oil of Santal or oil of Sandal Wood is a VOLATILE OIL distilled from the WOOD of Santalum album (*Nat. Ord.* Santalaceæ), a small tree found in tropical Asia.

The oil is pale, yellowish and thick, readily soluble in alcohol when fresh, having an aromatic odour resembling the smell of the wood, and a pungent, spicy taste. It has been highly recommended in the treatment of gonorrhœa, in which disease its effects seem to be similar to those of copaiba, but it is not so apt to disagree with the stomach. It occasionally (in about four per cent. of the cases) produces vertigo, when the dose should be lessened or the medicine discontinued. It is very expensive, and is often adulterated with oil of cedar. It may be given in doses of ℞v-xx three times a day on a

lump of sugar, in mucilage, in alcohol and cinnamon water or in gelatine capsules.

## MATICO.

This name is given to the LEAVES of *Artanthe elongata* (*Nat. Ord.* Piperaceæ), a shrub of Peru. They are from two to six inches long by about an inch in breadth, oval-lanceolate and acuminate in shape, crenate, strongly veined or reticulated, bright-green on the upper surface, paler beneath, of a pleasant, aromatic odour and a strong, spicy, slightly astringent taste. The stalks and spikes of the plant are generally mixed with the leaves, more or less compressed into a lump of a greenish colour. Matico contains *chlorophyll*, *resin*, *volatile oil*, and a bitter principle, soluble in water and alcohol, termed *maticin*.

*Effects and Uses.*—Matico is a pleasant, aromatic tonic, with a special determination to the mucous membranes. It is used as an alterative stimulant in the entire circle of diseased mucous membranes, especially those of the urinary passages. It is also used internally as a hæmostatic, and locally as a styptic. Dose, of the *powder*, ʒss–j three times a day. An *infusion* (not officinal) may be made by dissolving a troyounce in a pint of boiling water—dose, a wineglassful; of the *fluid extract*, the dose is fʒss–j; of the *tincture*, fʒj–ij may be given.

## PAREIRA.

Pareira or Pareira Brava is the ROOT of *Chondodendron tomentosum* (*Nat. Ord.* Menispermaceæ), a native of Brazil. It comes to us in large, wrinkled, twisted or forked cylindrical pieces, of variable thickness and length, covered with a thin, grayish-brown bark. The interior is ligneous, yellowish, porous, inodorous, and of a sweetish, nauseous, bitter taste. It imparts its virtues to water, and contains a bitter alkaline principle termed *cissampelina* ( $C_{18}H_{21}NO_3$ ), *resin*, *fecula*, etc. The stem is sometimes found in the shops mixed with the root; it is inert.

*Effects and Uses.*—Pareira brava is an excellent remedy in

chronic diseases of the urinary passages, particularly chronic inflammation or irritation of the bladder, with morbid secretion. It is thought to be also tonic, aperient and diuretic. Dose, in substance, ℥ss to ℥j. But it is more conveniently given in *infusion* (a troyounce to boiling water Oj—not officinal)—dose, f℥i–ij; the *fluid extract* is much used—dose, from half a fluidrachm to a fluidrachm.\*

## BUCHU.

This is the name given to the LEAVES of *Barosma betulina* and other species of *Barosma* (*Nat. Ord.* Rutaceæ), shrubby plants, growing at the Cape of Good Hope. As found in the shops, buchu leaves are from three-quarters of an inch to an inch and a half long, from three to five lines broad, elliptical, lanceolate-ovate or obovate, sometimes pointed, sometimes blunt, notched and glandular at the edges, and of a green colour, paler on the under surface. Three varieties are known, viz.: *short* or *round* buchu (derived from *B. betulina*), *medium-sized* (from *B. crenulata*), and *long* buchu (from *B. serratifolia*). They have a strong, aromatic odour and a bitterish taste, like that of mint. Water and alcohol extract their virtues, which depend on a *volatile oil* and *bitter extractive*.

*Effects and Uses.*—Buchu is a gentle stimulant to the secretions generally, particularly to the kidneys and urinary mucous membranes; it may be made to act also as a diaphoretic. It is employed in chronic catarrh of the urethra and bladder, nephritic complaints, retention or incontinence of urine; as a diuretic in dropsies, and as a diaphoretic in rheumatic and cutaneous complaints. Dose, of the *powder*, gr. xx–xxx; of the *fluid extract*, f℥ss–f℥j.

## UVA URSI.

*Arctostaphylos uva ursi*, or Bearberry (*Nat. Ord.* Ericaceæ), is a small trailing evergreen shrub, with coriaceous, obovate

\* A good prescription in irritable bladder is fluid extract pareira brava, f℥i, compound spirit of juniper, f℥ij, benzoic acid, ℥i, sulphate of morphia, gr. j; dose, a teaspoonful three times a day.

leaves (somewhat like the box leaves and red-whortleberry leaves), about half an inch in length, pale rose-coloured flowers appearing from June to September, and small red berries which ripen during the winter. It is found in the northern parts of Asia, Europe and America. The LEAVES are the only part used. When dried they have a faint hay-like odour

Fig. 28.



and a bitterish, astringent taste. They yield their virtues to water and alcohol, and contain *tannic* and *gallic acids*, *ursone*, a crystallizable glucoside termed *arbutin*, a bitter substance termed *ericolin*, extractive, resin, gum, etc.

*Effects and Uses.*—Uva ursi is astringent, tonic and diuretic, and exercises a particular control over discharges from mucous surfaces; hence its employment in catarrh of the bladder, chronic bronchitis with profuse discharge, etc. It is applicable also to the ordinary uses of the vegetable astringents. Dose of the *powder*, ℥j to ℥ij three times a day. The *fluid extract* may be given in the dose of fʒss–fʒj.

## CHIMAPHILA—PIPSISSEWA.

*Chimaphila umbellata*, Pipsissewa, Wintergreen, or Ground-Holly (*Nat. Ord. Ericaceæ*), is a small indigenous evergreen plant, common to the northern parts of Europe, Asia and America, and found abundantly in woody situations in all parts

Fig. 29.



of the United States. It has an erect stem three to ten inches high, lanceolate, somewhat wedge-shaped, serrated, dark-green leaves arranged in irregular whorls, and beautiful five-petalled flowers, of a white colour tinged with red and a very agreeable

perfume, which appear in June. The LEAVES are the officinal portion. In the fresh state they have a fragrant smell when bruised, which they lose after drying. Their taste is bitterish and astringent, but somewhat aromatic. They contain *arbutin*, *ericolin*, *ursone*, *tannic acid*, etc. *Chimaphila maculata*, or Spotted Pipsissewa, possesses properties analogous to those of *C. umbellata*, from which it differs principally in the character of its leaves. They are of a deep olive-green colour, mixed with greenish-white; and the flowers are of a pure white, and appear in July.

*Effects and Uses.*—Pipsissewa is a tonic, astringent, diuretic and blennorrhetic, resembling buchu and uva ursi in its effects, but being a more active diuretic, and is used in the disorders of urinary organs to which they are applicable, and, from its diuretic properties, in dropsy, especially when attended with debility of the digestive organs. It is sometimes given in *decoction* (ʒj to water Oj—not officinal), of which Oj may be taken in twenty-four hours. The *fluid extract* may be given in doses of fʒss–j.

#### MYRRHA — MYRRH.

Myrrh is a GUM-RESINOUS EXUDATION from *Balsamodendron myrrha* (*Nat. Ord.* Burseraceæ), a small shrubby tree of Arabia Felix and Africa. Most of the myrrh of commerce is probably derived from the eastern coast of Africa. The juice exudes spontaneously and concretes upon the bark. It is imported from Bombay, and occurs in small, semi-transparent, reddish-yellow fragments or tears—sometimes agglutinated together in large masses—of irregular shape and size, an agreeable, peculiar odour and a bitter, aromatic taste. It is brittle and pulverizable, has a resinous fracture, and makes a light-yellowish powder. Inferior kinds of myrrh are darker and less translucent and odorous. Myrrh is a gum-resin (the resin being termed *myrrhic acid*), containing also a little volatile oil. It forms with water an emulsion, and is soluble in alcohol and ether.

*Effects and Uses.*—Myrrh is a stimulant expectorant and

emmenagogue. It is prescribed in chronic catarrhal and asthmatic affections in which a combined corroborant and expectorant effect is desirable, and also in chlorosis, amenorrhœa, etc. Chalybeates and aloes are frequently united with it in uterine affections. Locally, it is a good application to spongy gums, aphthous sore mouth, etc.

*Administration.*—Dose, gr. x to ʒss in powder or pill, or suspended in water, as in *mistura ferri composita* (see p. 153). The *tincture* is employed chiefly externally; dose, internally, fʒss to fʒj. *Pills of aloes and myrrh, compound galbanum pills* and *compound iron pills* are officinal emmenagogue preparations of myrrh.

#### BENZOINUM—BENZOIN.

Benzoin is a BALSAMIC RESIN obtained from *Styrax benzoin*, or Benjamin Tree (*Nat. Ord. Styracæ*), a tall tree of Sumatra, Java, Borneo and Siam. It is obtained by incisions in the bark, from which it readily exudes, afterwards hardening by exposure to the sun and air. Two kinds are known, the more valuable consisting chiefly of whitish *tears*, united by a reddish-brown connecting medium, and called *benzœ amygdaloides*, the other of brown or blackish *lumps*, without tears, known as *benzœ in sortis* (*benzoin in sorts*). Benzoin has a fragrant odour, a feeble, slightly aromatic taste, is soluble in alcohol and ether, and is precipitated from its alcoholic solution by water. Its chief constituents are *resin* and BENZOIC ACID, which places it among the BALSAMS; it contains also a trace of extractive and of *volatile oil*, and sometimes *cinnamic acid*.

*Effects and Uses.*—This drug owes its virtues chiefly to benzoic acid, which will be considered under the head of Antiseptics. Benzoin is a topical irritant, and, after absorption, stimulates the mucous passages, especially the aërian membranes. It resembles myrrh in its effects, but is rather more acrid and stimulating. It is adapted to chronic bronchial affections, but is seldom employed alone. As a fumigation in chronic laryngitis it has been recommended

by Trousseau and Pidoux. Dose, gr. x to ʒss. The *tincture of benzoin* and the *compound tincture* (containing benzoin, purified aloes, storax and balsam of tolu dissolved in alcohol) are used as stimulating expectorants and in bowel complaints; dose, fʒss to fʒij. As benzoin has the property of obviating the rancidity to which lard is liable, this is a very useful vehicle for medicated ointments. *Adeps benzoinatus* is made by melting together powdered benzoin 2 parts and lard 100 parts. Benzoin is much used in fumigating pastiles.

#### STYRAX—STORAX.

Storax is a BALSAM prepared from the BARK of *Liquidambar orientale* (*Nat. Ord.* Hamamelaceæ), a native of Asia Minor. It is obtained by steaming the bruised bark and then expressing it, and occurs in yellowish or brownish lumps, light and friable, yet more or less tenacious, of a fragrant odour and a warm taste. It contains a volatile oil termed *styrol* ( $C_8H_8$ ), *resin*, with *cinnamic acid*, and is therefore a balsam. Alcohol and ether are its proper solvents. It is almost always more or less adulterated.

*Effects and Uses.*—It is used as a stimulant expectorant, chiefly in the compound tincture of benzoin; dose, gr. x–xx.

#### BALSAMUM PERUVIANUM—BALSAM OF PERU.

Balsam of Peru is an EMPYREUMATIC LIQUID BALSAM obtained from *Myroxylon pereiræ* (*Nat. Ord.* Leguminosæ), a tree of Central America. It is obtained from incisions in the bark, and is collected on rags inserted in the openings, which are afterwards boiled in water, when the balsam settles at the bottom, and the water is poured off. A *white* balsam, obtained from the fruit of this tree by expression, and a tincture of the fruit in rum, are also known in Central America. Balsam of Peru has the consistence of honey, a dark, reddish-brown colour, a pleasant smell, a warm, bitterish, acrid taste, and is soluble in alcohol and partially so in boiling water. It is

heavier than water. Its constituents are *resin, essential oil* and *cinnamic* and *benzoic acids*.

*Effects and Uses.*—It is a stimulating blennorrhetic and tonic, employed occasionally in chronic catarrh, asthma, gonorrhœa, leucorrhœa, etc., but not much used in this country. Externally it is applied to indolent ulcers. Dose, fʒss, in emulsion.

#### BALSAMUM TOLUTANUM—BALSAM OF TOLU.

Balsam of Tolu is a SEMI-LIQUID BALSAM obtained from *Myroxylon toluifera* (*Nat. Ord. Leguminosæ*), a tree of the neighbourhood of Cartagena. It is procured from incisions in the trunk of the tree, and concretes in the vessels in which it is received. It has a soft, tenacious consistence, varying with the temperature, and by age becomes hard and resin-like. It is shining, translucent, of a reddish-brown colour, a fragrant odour and a warm, sweetish, pungent taste. It is inflammable, entirely soluble in alcohol and essential oils, and, like the other balsams, yields its acid to boiling water. Its ingredients are *resin, volatile oil* and *cinnamic* and *benzoic acids*.

*Effects and Uses.*—It is a stimulant blennorrhetic and tonic, useful in chronic catarrhal affections, and, from its agreeable flavour, much employed as an ingredient of cough mixtures. The vapour of an ethereal solution of this balsam is inhaled with advantage for the relief of cough. Dose, gr. x-xxx, in emulsion, frequently repeated. The *tincture* (*tinctura tolu-tana*) is added to cough mixtures; dose, fʒi-fʒij. The *syrup* (*syrupus tolu-tanus*) is used as a vehicle for other medicines. Balsam of tolu is an ingredient of the *compound tincture of benzoin*.

The following GUM-RESINS, previously noticed among *anti-spasmodics*, are employed as *expectorants*:

ASAFETIDA (*Asafetida*). (See p. 110.)

AMMONIACUM (*Ammoniac*). (See p. 112.)

GALBANUM. (See p. 111.)

## ORDER VI.—EMMENAGOGUES.

Emmenagogues (from ἐμμήνια, the *catamenia*, and ἀγωγός, *exciting*) are medicines which promote the menstrual discharge. This discharge may be suppressed from various causes, and hence very opposite classes of remedies are employed to restore it. Thus, when amenorrhœa depends on *anemia*, the PREPARATIONS OF IRON are the most effectual emmenagogues; on the other hand, when it occurs in connection with *plethora*, BLOOD-LETTING and EVACUANTS are resorted to. There are probably no articles which exert any specific influence upon the catamenia, as the discharge from the uterus is not one of the excretions through which medicinal agents pass out of the system. Medicines, however, which excite the pelvic circulation and stimulate the organs in the neighbourhood of the uterus have a tendency to increase or excite the menstrual discharge. They are—

1. The *drastic cathartics*, as ALOES (p. 291), etc.
  2. Many of the *stimulating diuretics*, particularly PETROSELINUM (or its active principle, APIOL) (p. 329), and CANTHARIDES (p. 329).
  3. Some of the *blennorrhetics*, particularly SENEGA (p. 330).
  4. GUAIAACUM (p. 314), usually classed with the *diaphoretics*.
- Indirectly*, the menstrual discharge is frequently promoted by—

1. *Chalybeates*, which are the best emmenagogues in chlorotic and anemic cases.
2. *Mercurials*, which prove emmenagogue from their influence in exciting the secretions generally.

The following articles are employed exclusively as emmenagogues :

## SABINA — SAVINE.

Savine is the TOPS of *Juniperus sabina* (*Nat. Ord.* Coniferæ), a small evergreen bushy shrub of the south of Europe. They resemble closely the tops of *Juniperus virginiana*, the indige-

nous *Red Cedar*, which are sometimes substituted for savine in the shops. The latter has a greenish colour, a strong, peculiar, heavy odour and a bitter, nauseous, resinous taste. Its virtues depend on a *volatile oil*, which is officinal.

*Physiological Effects.*—Savine is a local irritant. Taken internally, in medicinal doses, it stimulates the circulation and secretions, with a very decided action on the uterus. In large doses it will cause vomiting, purging, abdominal pain, suppressed or bloody urine, with symptoms of nervous depression, as shown in unconsciousness, stertorous breathing, perhaps convulsions, and death, usually from collapse; fatal results have sometimes occurred from its use to provoke premature labour.

*Medicinal Uses.*—Savine is employed *internally* almost exclusively as an emmenagogue, and is considered one of the best medicines that can be used to stimulate the action of the uterine vessels. Pereira pronounces it “the most certain and powerful emmenagogue of the whole *Materia Medica*.” It has been successfully used in menorrhagia depending on relaxation of the uterine tissues (Wood, H. C.). It has been also recommended in chronic rheumatism, and as an anthelmintic. *Topically*, it is used to keep up the discharge from blisters, to destroy warts, etc. Dose, in powder, gr. v–x; but it loses much of its oil by drying; of the *fluid extract* the dose is ℥v–x. *Ceratum sabinæ* (25 parts of fluid extract added to 90 parts of resin cerate) is used to make perpetual blisters.

OLEUM SABINÆ (*Oil of Savine*) ( $C_{10}H_{16}$ ) is the preparation principally used internally. Dose, gtt. v–x.

RUTA (*Rue*) (not officinal). The LEAVES of *Ruta graveolens* (*Nat. Ord.* Rutaceæ), a perennial European plant, with tri-pinnate leaves, obovate leaflets and yellow flowers, are ranked among emmenagogues, and are used, popularly, to provoke abortion. Their action is similar to that of savine, than which, however, they are less powerful. Dose, gr. xv–xxx two or three times a day. Of the *oil* (*oleum rutæ*) the dose is gtt. ij–v. It is the only officinal preparation.

## CLASS III.—HÆMATICS.

## ORDER I.—HÆMATINICS.

This order (from *αιματινα*, the *red colouring matter of the blood*) includes only the PREPARATIONS OF IRON, or CHALYBEATES. The chalybeates increase the number of blood-corpuscles, or the amount of hæmatin in the blood, and are employed therapeutically in diseases dependent on a deficiency of these elements. They belong eminently to *hæmatics* (or medicines which occasion changes in the condition of the blood); but as they possess also general and local tonic effects, independent of their action on the blood, they have been classed and treated of among the *mineral tonics* (see p. 149).

## ORDER II.—ALTERATIVES.

Alteratives may be defined to be medicines which produce such a modification of the nutritive processes as enables the vital principle to restore healthy action in morbid conditions of the system. Their effects are chiefly owing to a correcting influence on the quality of the circulating fluid. Thus, in inflammations they diminish the abnormal quantity of fibrin in the blood, render its red corpuscles less disposed to aggregation, and decrease the number and adhesiveness of its white globules. In part, also, their curative operation is of a *substitutive* character, by setting up an *antagonistic* action which takes the place of diseased action in the system.

Under the influence of alteratives the secretions and exhalations are increased, the textures softened, inflammatory action is arrested and morbid growths and deposits are absorbed. The exudation of plastic or coagulable lymph is checked, and, as a consequence, also the formation of false membranes. Visceral and glandular enlargements and inductions are diminished and often disappear, and phlegmonous inflammation of every kind is opposed.

If pushed too far, the alteratives soften and even destroy

the textures, impoverish the blood so as to interfere with the functions of nutrition, and produce a condition of marasmus and cachexia.

Their principal therapeutic employment is as *antiphlogistics* or *resolvents*. The *mercurials* are chiefly employed in *acute* inflammations; the preparations of *iodine* in *chronic* inflammations. In the treatment of acute inflammatory affections, mercurials are among the most important of our resources—especially in such as have a tendency to terminate in effusions of coagulable lymph. The iodic preparations are adapted to inflammations of a chronic character, and are particularly serviceable in indurations or enlargements of glands and organs, and in affections of the bones and fibrous tissues.

By their *substitutive* or *antagonistic* action alteratives are highly efficacious in the treatment of many diseases. In this way syphilis is cured by the use of mercury, and intermittent fever by the use of arsenious acid.

Owing to the injurious results which follow the prolonged exhibition of alteratives, they are to be administered with caution, and their effects closely watched.

#### HYDRARGYRI PRÆPARATA—PREPARATIONS OF MERCURY.

Metallic mercury or quicksilver is obtained principally from the sulphide (*native cinnabar*). The chief supply of quicksilver was long derived from Spain and Austria, but the markets of the United States are now furnished from New Almaden, in California. Mercury is an odourless, tasteless, volatile liquid metal, of a whitish colour. Its atomic weight is 199.7; its symbol is Hg.

While it retains the liquid metallic state, mercury is inert; but when taken internally it sometimes combines with oxygen in the alimentary canal, and thus becomes active. In the state of vapour it frequently proves injurious, in some instances exciting salivation, ulceration of the mouth, etc., in others inducing a peculiar affection of the nervous system termed

*shaking palsy (tremor mercurialis)*, which is often attended with loss of memory, vertigo and other evidences of cerebral disturbance, and sometimes terminates fatally. Workmen in quicksilver are liable to this affection. It is supposed by some chemists that the activity of mercurial emanations is owing to the oxidation of the metal before it is inhaled; by others, that, in the finely-divided state in which it exists as a vapour, it is in itself poisonous.

All the compounds of mercury possess activity. Some of them are violent caustic poisons; all of them are more or less irritant. When the mercurials are taken internally, their effects vary with the quantity administered. In *small and repeated* doses, their influence is first shown in an increase of the activity of the secretions and exhalants. The cutaneous, mucous, biliary, salivary, urinary and probably also the pancreatic secretions are all increased in amount, and at the same time the absorbent system becomes more active, so that accumulations of fluids, morbid enlargements, indurations, etc., will often disappear.

Mercury increases the flow of bile. Most of the mercurial preparations probably accomplish this merely in a mechanical manner, *i. e.*, by causing reflex contraction of the gall bladder and ducts, due to the irritation of the mucous membrane of the duodenum; but corrosive sublimate would seem, from the experiments of Rutherford and Vignal, to have considerable power as a stimulant of the hepatic secretory apparatus.

When mercury is given in *larger doses*, these effects are more intense. The mucous membrane of the mouth and the salivary glands not only take on increased secretory action, but become irritated and inflamed. The gums first show the mercurial influence, and are tender and tumefied; the whole mouth soon becomes sore; the tongue is swollen; and the saliva and buccal mucus flow abundantly, sometimes to the extent of several pints a day. At the same time the breath acquires a peculiar fetidity, and the patient perceives a metallic taste in the mouth. The *resolvent* action of mercury is now still more obvious than when its impression is milder, and considerable emaciation

usually ensues from the absorption of fat. These effects, which are termed *sialagogue* (from the excessive flow of saliva), are commonly produced for the cure of diseases, and, as a general rule, gradually subside, leaving the health unimpaired. When, however, the use of mercury is pushed too far, or it is administered to persons peculiarly susceptible of its action, a train of very serious symptoms ensues—as excessive salivation, ulceration of the mouth, sloughing of the gums, loosening of the teeth, and occasionally necrosis of the alveolar processes. A peculiar febrile condition called *mercurial fever*, diarrhœa, skin diseases, neuralgia, rheumatism, disorder of the nervous system, and marasmus, are other symptoms which are frequently noticed after the abuse of mercury.

After its absorption mercury produces several important changes in the quality of the blood. Exceedingly minute doses given for some time, but not too frequently repeated, increase the proportion of red corpuscles in the blood. The bodily weight is also increased. Immediately upon the establishment of salivation, the blood exhibits an inflammatory crust; but at a later period it loses colour, consistence and coagulability, and the relative proportion of albumen, fibrin and corpuscles is diminished. This *antiplastic* action on the blood renders mercurials valuable as antiphlogistic remedies.

*Medicinal Uses.*—Liquid metallic mercury was formerly administered to remove mechanical obstructions of the bowels, but its use has been abandoned. The preparations of mercury are employed therapeutically with various objects:

1. As *indirect tonics* and *cholagogues*,—with a view to their action on the secretions,—in dyspepsia and constipation accompanied with torpor of the liver, in gout, rheumatism, chronic skin diseases, etc. Blue pill, mercury with chalk, and calomel, are employed with this view; the two former are preferred as least irritating.

2. As *antiphlogistics*. Mercury was formerly given in nearly all cases of sthenic inflammation with a tendency to plastic effusion. At present, however, its use as an antiphlogistic is principally restricted to acute inflammation of the se-

rous membranes of sthenic type during the stage of exudation, and after the plastic effusion has ceased to be poured out, with a view to prevent its organization and facilitate absorption. In this way it is given in pleuritis, pericarditis and peritonitis, and with a similar view in pneumonitis and iritis. Many writers however, relying on other remedies, deprecate the use of mercurials in the treatment of these diseases, with the exception of iritis, in which they are universally acknowledged to be of benefit. Minute doses of mercurials, frequently repeated, are highly recommended in acute glandular affections about the throat and neck, as tonsillitis, parotitis, etc. (Bartholow). In acute sthenic dysentery, a mercurial—especially calomel—may often be given with advantage. When given with a view to their antiplastic effects, it is no longer thought necessary to cause profuse salivation: it is sufficient to produce constitutional effects as manifested by a metallic taste in the mouth, slight tumefaction of the gums and slight tenderness of the teeth when knocked together forcibly. During the maintenance of this condition the patient should use warm clothing, avoid exposure to cold and take light and nourishing food. If salivation or ulceration occur, astringent gargles, as brandy and water, solutions of chlorinated soda or lime, alum, etc., may be employed. In cases of sloughing sores, nitrate of silver or the mineral acids should be applied. Gastro-enteric irritation is to be treated with laxatives and opiates. The mercurial cachexia requires change of air, generous diet, tonics, etc. When the system is contaminated with mercury, it may be eliminated by the use of potassium iodide, which forms soluble compounds with the mercury retained in the economy. Mercurials are contraindicated in all asthenic inflammations, serous exudations, or where much debility exists.

3. As *antisyphilitics*. Mercury has long been regarded as the only reliable antisyphilitic agent. It has no direct curative influence on the primary symptoms; but after the system has been contaminated with the syphilitic virus, mercury is the most certain and rapid means of destroying it. Wherever the hard chancre, with distinct induration (which is always in-

dicative of constitutional taint), is present, mercurials should invariably be administered; and in the treatment of secondary and of hereditary syphilis, a mercurial course is an indispensable preliminary to other antisyphilitic medicines. In tertiary syphilis small doses of corrosive sublimate are often combined with potassium iodide with better effects than when the iodide is given alone; mercurials may be used not only internally, but by *inunction* and by *fumigation*, for Dr. Furbringer has shown that, although metallic mercury will not pass through the skin, yet when rubbed into the sebaceous follicles the sebaceous matter converts it into a soluble mercurous compound, which is then readily absorbed.

Blue pill and calomel are the antiplastics principally resorted to; but other preparations, as the iodides, are employed in syphilis. In administering mercurials for their sialagogue action, we sometimes observe a *cumulative* effect: they may be exhibited, particularly to children, for some time without result, when suddenly the most violent symptoms of mercurial saturation will be developed.

4. As *purgatives*. The employment of calomel, blue pill, and mercury with chalk, as cathartics and anthelmintics, has been previously noticed (see p. 307).

The following are the preparations of mercury which are employed medicinally:

1. METALLIC MERCURY.—When intimately mixed with pulverulent or fatty bodies, mercury loses its liquid character—is said to be *killed*, *extinguished* or *mortified*—and acquires medicinal activity. Its activity is probably owing to its reduction to a state of minute division, which enables it to enter into combinations in the stomach. The officinal preparations of metallic mercury are: *Massa hydrargyri* (*mass of mercury*), *unguentum hydrargyri* (*mercurial ointment*), *emplastrum hydrargyri* (*mercurial plaster*), *emplastrum ammoniaci cum hydrargyro* (*ammoniac plaster with mercury*); *hydrargyrum cum cretâ* (*mercury with chalk*).

2. OXIDES.—*Hydrargyri oxidum flavum* (*yellow oxide of mercury*), *unguentum hydrargyri oxidi flavi* (*ointment of*

yellow oxide of mercury), *hydrargyri oxidum rubrum* (red oxide of mercury), *unguentum hydrargyri oxidi rubri* (ointment of red oxide of mercury).

3. CHLORIDES.—*Hydrargyri chloridum mite* (mild chloride of mercury, or calomel), *hydrargyri chloridum corrosivum* (corrosive chloride of mercury, or corrosive sublimate).

4. IODIDES.—*Hydrargyri iodidum viride* (green iodide of mercury), *hydrargyri iodidum rubrum* (red iodide of mercury).

5. *Hydrargyri cyanidum* (cyanide of mercury).

6. *Hydrargyrum ammoniatum* (ammoniated mercury), *unguentum hydrargyri ammoniati* (ointment of ammoniated mercury).

7. *Hydrargyri subsulphas flavus* (yellow subsulphate of mercury).

8. *Hydrargyri sulphidum rubrum* (red sulphide of mercury).

9. NITRATES.—*Unguentum hydrargyri nitratis* (ointment of nitrate of mercury), *liquor hydrargyri nitratis* (solution of nitrate of mercury).

MASSA HYDRARGYRI (*Mass of Mercury*). This preparation, generally known as *blue pill*, is made by rubbing mercury (33 parts) with honey of rose (34 parts) and glycerin (3 parts) till all the globules disappear; then adding powdered liquorice (5 parts) and marsh mallow (25 parts), and beating the whole into a mass. The trituration is now generally effected by machinery—usually by steam power. It is a soft, dark-blue mass, of a convenient consistence for making into pills. The mercury is in a state of minute division, and is chemically unaltered, though, perhaps, a very small portion of it is in a state of oxidation. The preparation changes colour from being kept, becoming of an olive and even reddish tint, in consequence of the further oxidation of the metal. As it is often adulterated, it is important that it should be purchased of a reliable house.

*Effects and Uses.*—In full doses (gr. v–xv) blue pill acts as a *laxative*; when given for this purpose it is usually followed in a few hours by a saline cathartic. In doses of gr. i–ij–iij,

repeated at proper intervals, it is employed as an *alterative* or *antiphlogistic*, and is the favourite preparation for exciting salivation in chronic affections. When it moves the bowels, opium is combined with it. It may be pleasantly given suspended in mucilage or syrup.

UNGUENTUM HYDRARGYRI (*Mercurial Ointment*) (called also *blue ointment*) is made by rubbing mercury with compound tincture of benzoin and mercurial ointment, then adding suet and lard, previously melted together, and continuing to rub until the globules disappear. It is an unctuous, fatty body, of a bluish-gray colour, consisting of equal weights of *fatty matter* and finely-divided *mercury*. A very small portion of mercurous oxide is perhaps present, and, as the ointment becomes darker by age, a further oxidation of the mercury probably takes place.

*Effects and Uses.*—Mercurial ointment, when either swallowed or rubbed into the integuments, produces the constitutional effects of mercury; locally, it has but little irritant effect. It is scarcely ever used *internally* in the United States or Great Britain, though in France it is highly esteemed as a sialagogue, in the dose of gr. ij, repeated. *Externally* it is used to mercurialize the system by friction; to disperse non-malignant tumours; as a dressing to syphilitic sores; to destroy pediculi; and to prevent suppuration and pitting in small-pox.

EMPLASTRUM HYDRARGYRI (*Mercurial Plaster*) is made by rubbing ℥vj of mercury with ℥ij of olive oil and resin each, previously melted together, till the globules disappear, and then adding ℥xij of melted lead-plaster. It is used as a discutient of venereal and other enlargements, to prevent pitting in small-pox, etc., and is applied to the side in chronic hepatitis; it may induce salivation. The *plaster of ammoniac with mercury* (*emplastrum ammoniaci cum hydrargyro*) is made by mixing with heat 60 grains of olive oil with 8 grains of sublimed sulphur, then adding 3 troyounces of mercury, and to this mixture adding 12 troyounces of ammoniac, previously digested with dilute acetic acid and strained; it is more stimulating than the foregoing.

HYDRARGYRUM CUM CRETA (*Mercury with Chalk*) (called also *gray powder*) is prepared by rubbing 38 parts of mercury with 50 parts of *prepared chalk* and 12 parts of sugar of milk, till all the globules disappear. It is a grayish powder, containing mercury chiefly in a state of minute division. In full doses it is a gentle laxative, milder even than blue pill; in smaller doses it is an excellent alterative; and the chalk renders it antacid. It is employed chiefly as an alterative in infantile cases. Dose, for adults, gr. v-xx; for children, gr. ij or iij to gr. viij or x, in *powder*, and not in pills, as in the latter form the mercury becomes squeezed out of the chalk. The chlorides and nitro-muriatic acid are *incompatible* with all the metallic preparations of mercury.

HYDRARGYRI OXIDUM RUBRUM (*Red Oxide of Mercury*). This is mercuric oxide ( $\text{HgO}$ ). It is made usually by dissolving mercury in diluted nitric acid, with a gentle heat, by which mercuric nitrate is formed; and the nitric acid is afterwards decomposed and driven off by calcination. The red oxide of mercury, which is commonly called *red precipitate*, occurs in small shining scales, of a brilliant red colour, with a shade of orange. It has an acrid taste, and is nearly insoluble in water. Its effects are those of a powerful irritant, and when taken internally, even in small doses, it excites vomiting and purging; in large doses, gastro-enteritis. It is rarely or never used internally (dose, gr.  $\frac{1}{16}$ - $\frac{1}{8}$ ); externally it is applied as an escharotic, either in powder or ointment, to chancres, indolent ulcers, etc. *Unguentum hydrargyri oxidi rubri* (*ointment of red oxide of mercury*) consists of red oxide (1 part) mixed with *ointment* (9 parts): it is a very useful stimulating ointment in indolent ulcers, porrigo, ophthalmia, etc.

HYDRARGYRI OXIDUM FLAVUM (*Yellow Oxide of Mercury*) is made by mixing a solution of corrosive sublimate with solution of potassa; potassium chloride is formed in solution, and mercuric oxide ( $\text{HgO}$ ) is precipitated as an orange-yellow powder, which, on being heated, assumes a red colour. The yellow oxide is without odour, of an acrid taste, is very slightly soluble in water, and is insoluble in cold alcohol and ether.

This preparation is preferred for some purposes to the *red oxide*, owing to its greater purity, and especially to its occurring in the form of a *completely amorphous powder*, exhibiting no evidence of crystalline particles even under the microscope. This gives it a superiority, as a local application to the conjunctiva in diseases of the eye, over the *red oxide*, which, from the *crystalline* character of its particles, causes more or less irritation. *Unguentum hydrargyri oxidi flavi* (*ointment of yellow oxide of mercury*) consists of yellow oxide 1 part, mixed with *ointment* 9 parts. *Oleatum hydrargyri* (*oleate of mercury*) consists of yellow oxide 1 part, dissolved in oleic acid 9 parts by means of heat. *Yellow wash* (a favourite application to phagedœnic venereal ulcers) consists of yellow oxide of mercury suspended in a weak solution of calcium chloride, and is made by adding corrosive sublimate ʒj to lime solution Oj. *Black wash* (a favourite application to chancres and other sores) is an impure mercurous oxide ( $\text{Hg}_2\text{O}$ ) in a weak solution of calcium chloride, and is made by adding calomel ʒj to lime solution Oj.

HYDRARGYRI CHLORIDUM MITE (*Mild Chloride of Mercury*). This preparation (mercurous chloride), well known as *calomel* ( $\text{Hg}_2\text{Cl}_2$ ), is made by subliming a mixture of mercurous sulphate and sodium chloride (common salt); a double decomposition takes place, by which mercurous chloride and sodium sulphate are formed. The mercurous sulphate is previously obtained by boiling mercury in sulphuric acid, and afterwards triturating the resulting mercuric sulphate with mercury. *Calomel*, as thus procured in mass, is liable to contain a little corrosive sublimate. It should be reduced to powder, and washed repeatedly with boiling distilled water until the absence of a white precipitate with ammonium hydrate shows that the corrosive sublimate has been removed. With a view of obtaining calomel in a state of very minute division, its vapour is condensed in a receiving vessel filled with steam, whereby it takes the form of a very fine powder, and is perfectly free from corrosive sublimate. The calomel thus prepared (known as *Jewell's* or *Howard's calomel*) is finer and more active than can be obtained by levigation and elutriation.

Calomel, as usually manufactured by sublimation, is in the form of white fibrous, crystalline cakes. It may be obtained in the shape of quadrangular prismatic crystals. As found in the shops it is a light-buff or ivory-coloured powder, tasteless, inodorous, insoluble in water, alcohol and ether, unalterable in the air, but blackening by long exposure to light. It should be kept in bottles painted black or covered with black paper. *Jewell's* calomel is a perfectly white powder. *When pure*, calomel is completely vaporizable by heat; it strikes a black colour, free from reddish tinge, with solutions of the fixed alkalies; and should not, when digested with water, form a white precipitate with ammonia, unless it contain corrosive sublimate.

*Incompatibles.*—The alkalies, alkaline earths, alkaline carbonates, soaps and hydrosulphates are *incompatible* with calomel. Nitro-muriatic acid should not be prescribed with it, for fear of generating corrosive sublimate. Preparations containing hydrocyanic acid, and potassium, ammonium or sodium chloride, produce the same change. It is asserted that calomel is converted into corrosive sublimate in the stomach by the muriatic acid which it encounters, but there are many reasons for rejecting this hypothesis, and more probably it unites with the albuminous peptones, forming a compound which is soluble in the gastric fluid.

*Effects and Uses.*—Calomel produces the effects of the mercurials already described, causing bilious stools, not from direct stimulation of the liver, but probably in a reflex manner; stimulating the intestinal glands, and in purgative doses proves also a valuable anthelmintic. Calomel agrees well with the stomach, and will often be borne when other purgatives would not be tolerated. From the certainty and mildness of its operation it is more employed than any of the other preparations of mercury, although blue pill, which, if less certain, is milder, is preferred under some circumstances. Calomel has been frequently taken in very large doses without any bad effects; but cases are recorded in which, in excessive quantity, it has acted as an irritant poison. As a *purgative* it is employed in doses

of gr. vi-xij in fevers and many other affections; gr. ss-j at bed time will often prove sufficiently purgative in the morning; as an *anthelmintic*, in the same doses; and in both cases it is to be followed in a few hours by a saline draught, castor oil or senna. Calomel is often given in combination with other cathartics, as jalap, rhubarb, aloes, scammony, colocynth and gamboge. As an *antiphlogistic* in inflammatory cases calomel is given in doses of gr.  $\frac{1}{2}$  to gr. j, every one, two or three hours; as an *eccritic*, in these doses twice or thrice a day. In the dose of gr.  $\frac{1}{10}$ -j, frequently repeated, it is one of the best means of checking obstinate vomiting. It is sometimes added to other medicines to increase their action on the secretions, as diuretics, antimonials, etc. To children, calomel may be given in proportionally larger doses than to adults, and it rarely salivates them. In some cases of infantile diarrhoea, very minute doses of calomel, as gr.  $\frac{1}{16}$ ,  $\frac{1}{12}$ ,  $\frac{1}{8}$ , every hour or two, are highly efficacious. *Externally*, calomel is applied in powder, as an errhine, in amaurosis; and made into an ointment ( $\mathfrak{3}$ j to  $\mathfrak{5}$ j lard) it is an excellent application in a variety of cutaneous affections.

HYDRARGYRI CHLORIDUM CORROSIVUM (*Corrosive Chloride of Mercury*). This is mercuric chloride, commonly called *corrosive sublimate* ( $\text{HgCl}_2$ ). It is made by subliming a mixture of sodium chloride and mercuric sulphate (which is previously obtained by boiling mercury with sulphuric acid); double decomposition takes place, resulting in the formation of mercuric chloride and sodium sulphate. Corrosive sublimate occurs in the form of white, semi-transparent, crystalline masses, permanent in the air, inodorous, and of an acrid, styptic taste. It is soluble in 16 parts of cold water or 3 parts of boiling water, more soluble in alcohol, and still more so in ether. The aqueous solution, when exposed to light, is decomposed, with the precipitation of calomel and evolution of hydrochloric acid. It is *incompatible* with many of the metals, the alkalies and their carbonates, soap, lime-solution, tartar emetic, silver nitrate, the lead acetates, the sulphides and iodides of potassium and sodium, the sulphides generally, syrup of sarsa-

parilla, and with many vegetable substances (as the bitters) and albuminous liquids (as milk, etc.). The *tests* for detecting corrosive sublimate in solution are: 1. A solution of potassa, soda or lime throws down a yellow precipitate; 2. Potassium carbonate, a brick-red precipitate; 3. Ammonia, white ammoniated mercury; 4. Potassium iodide, a bright scarlet-red mercuric iodide, readily soluble in excess of the precipitant; 5. Stannous chloride, in small amount, a white precipitate of calomel—in excess, a dark-gray precipitate of metallic mercury; 6. Sulphuretted hydrogen, or a sulphide, in minute amount, produces a whitish or gray precipitate, and in large amount a black sulphide; 7. If the solution is acidulated with hydrochloric acid, and bright *copper*-foil, wire or gauze is plunged into it, the copper becomes coated with a silvery-white deposit of mercury; or a slip of *gold*-foil, wound round a slip of zinc-foil, may be introduced into the liquid, when it will become covered with a silvery film of metallic mercury, and in both cases the metal may be afterwards obtained by sublimation in the form of globules.

*Physiological Effects.*—In medicinal doses, as gr.  $\frac{1}{16}$ — $\frac{1}{8}$ , corrosive sublimate occasions a beneficial alterative effect, without any obvious activity. It is a true hepatic stimulant of considerable power, and feebly stimulates the intestinal glands. Its continued use may cause salivation, but it has less tendency to produce this result than any other preparation of mercury. Medicinal doses, if too large or too long continued, frequently produce gastro-enteric symptoms and the constitutional effects of mercury. In excessive doses corrosive sublimate is a violent *caustic poison*, from its affinity for the albumen, fibrin and other constituents of the tissues. It acts very rapidly, producing the most intense gastro-enteritis, with violent vomiting and purging, abdominal pain and tenderness, bloody stools, with death from collapse, or, after a time, with convulsions and coma. The urine is albuminous or bloody, diminished in amount or suppressed. The best *antidote* is *albumen* (in the form of white of eggs); or, if this is not attainable, *gluten* (in wheaten flour) or *casein* (in milk) may be substituted. *Fer-*

*rous sulphide* (if given immediately), and a mixture of *iron filings* (two parts) with *gold dust* (one part), also decompose corrosive sublimate. In cases of poisoning, the stomach must be evacuated as soon as possible, and the after-treatment consists in the free use of demulcents, opiates, and topical depletion.

*Medicinal Uses.*—Corrosive sublimate is used chiefly as an alterative in secondary syphilis, both by the stomach and by hypodermic injection; also in cutaneous and rheumatic affections, and as a sorbefacient in old dropsies; it is a good remedy, too, in chronic diarrhœa and dysentery with slimy and bloody discharges. In tertiary syphilis it is often combined advantageously with potassium iodide; dose, gr.  $\frac{1}{16}$ – $\frac{1}{8}$  three or four times a day, in pill or solution. It has been used in secondary syphilis, hypodermically; dose, gr.  $\frac{1}{30}$ . *Externally* it may be used as a caustic. It is destructive to the lower forms of life, and hence may be used as an antiseptic in weak solution (1 part to 2000 parts of water, or about gr. j to f̄ $\mathfrak{S}$ jvss), instead of carbolic acid; a weak solution (gr.  $\frac{1}{2}$ –i–ij to water f̄ $\mathfrak{S}$ j) is much employed as a wash to ulcers, an injection in gleet, a collyrium, etc. An ointment (gr.  $\frac{1}{2}$ –i–ij to lard  $\mathfrak{S}$ j) is a good application in porrigo, tinea, eczema, pityriasis, and skin diseases generally of parasitic origin. There is danger from the external application of corrosive sublimate to a large surface.

HYDRARGYRI IODIDUM VIRIDE (*Green Iodide of Mercury*) is made by rubbing mercury and iodine together, with the addition of a little alcohol. It is mercurous iodide ( $\text{Hg}_2\text{I}_2$ ), and is a greenish-yellow powder, insoluble in water and alcohol, but soluble in ether. By exposure to light it is partially decomposed, and becomes of a dark-olive colour.

*Effects and Uses.*—This mercurial exercises a specific influence over the lymphatic and glandular systems, and is employed in syphilis and scrofula. Dose, gr. j, gradually increased to gr. iiij or iv; it should not be given with potassium iodide, which decomposes it into red iodide and metallic mercury. *Externally* it is applied, in the form of ointment, to syphilitic ulcers, etc.

HYDRARGYRI IODIDUM RUBRUM (*Red Iodide of Mercury*) is mercuric iodide ( $\text{HgI}_2$ ). It is made by mixing solutions of potassium iodide and mercuric chloride, from which a double decomposition ensues, resulting in the formation of potassium chloride in solution, while red iodide of mercury is precipitated. It is a scarlet-red powder, which becomes yellow when heated, insoluble in water, but soluble in boiling alcohol and solutions of potassium iodide, sodium chloride, etc. It is a powerful irritant and caustic, and is employed in the same cases as the green iodide, though much more energetic. It is useful in rheumatism, especially when of syphilitic origin. Dose, gr.  $\frac{1}{15}$ , gradually increased to gr.  $\frac{1}{4}$ , in pill or alcoholic solution; or, still better, dissolved in a solution of potassium iodide. *Externally* it may be used in the form of *ointment* (gr. xvj mixed with *ointment*  $\mathfrak{z}$ j).

HYDRARGYRI CYANIDUM (*Mercuric Cyanide*). This salt is made by adding a solution of potassium ferrocyanide to sulphuric acid, by which hydrocyanic acid is produced, and this, being received in a vessel containing water and red oxide of mercury, generates water and mercuric cyanide ( $\text{Hg}(\text{CN})_2$ ). It is found usually in the form of permanent prismatic white and opaque crystals, of a disagreeable styptic taste, soluble in water, but not in alcohol. It is an active poison, and is used as an antisyphilitic remedy, as a substitute for corrosive sublimate, over which it has the advantage of not producing epigastric pain, and not being decomposed by alkalies and organic substances. Dose, gr.  $\frac{1}{15}$  to  $\frac{1}{8}$ .

HYDRARGYRUM AMMONIATUM (*Ammoniated Mercury*). This preparation, commonly called *white precipitate*, is made by precipitating a solution of corrosive chloride of mercury by ammonia; ammonium chloride is formed in solution, and ammoniated mercury is thrown down. It is the chloride of mercuric ammonium. In symbols the reaction may be thus expressed:  $\text{HgCl}_2 + 2\text{NH}_4\text{HO} = \text{NH}_2\text{HgCl} + \text{NH}_4\text{Cl} + 2\text{H}_2\text{O}$ . It is a perfectly white powder, insoluble in water and alcohol, decomposed

by boiling water, inodorous, and has an earthy, afterwards metallic, taste. It cannot be mixed with iodine, bromine or chlorine without decomposition. It is largely adulterated, chiefly with calcium sulphate. Its *effects* are poisonous, but it is used only as an external application, in the form of *ointment* (*unguentum hydrargyri ammoniati*, 1 part of ammoniated mercury to 9 parts of benzoinated lard), to cutaneous eruptions, and to destroy pediculi. Four grains, mixed with half an ounce of powdered sugar, makes a good snuff-powder in ozœna.

HYDRARGYRI SUBSULPHAS FLAVUS (*Yellow Subsulphate of Mercury*). This salt, commonly called *turpeth mineral*, from its resemblance to the root of *Ipomœa turpethum*, is made by throwing mercuric sulphate (as obtained from the action of sulphuric acid on mercury) into *boiling water*; the mercuric sulphate is instantly decomposed into a soluble acid salt and the insoluble yellow subsulphate—*turpeth mineral*—which is precipitated ( $\text{Hg}(\text{HgO})_2\text{SO}_4$ ). It is an inodorous, lemon-yellow powder, entirely dissipated by heat, of a rather acrid taste, and sparingly soluble in water. It has been employed as an *alterative*, in doses of gr.  $\frac{1}{4}$ – $\frac{1}{2}$ ; as an *emetic*, in croup it is highly recommended in doses of gr. ij–v in syrup or honey, repeated in fifteen minutes if there has not been decided vomiting, and given throughout the attack whenever the breathing becomes suffocative from accumulations of mucus. It produces free vomiting without effort or subsequent depression; it has been used in chronic enlargement of the testis, in the same doses; and as an *errhine*, in chronic ophthalmia and diseases of the head. In an overdose it is poisonous, forty grains having proved fatal.

HYDRARGYRI SULPHIDUM RUBRUM (*Red Sulphide of Mercury*), or *cinnabar* (which is found as a *native* combination), is manufactured by subliming a mixture of one part of sublimed sulphur and five parts of mercury. It is mercuric sulphide ( $\text{HgS}$ ), and occurs in the form of heavy, brilliant, deep-

red crystalline masses, which are inodorous, tasteless, entirely volatilizable by heat, and insoluble in water and alcohol. It is not employed internally, but is used in the way of *fumigation*, in venereal ulcers of the throat and nose;  $\text{Zss}$  may be thrown on a red-hot iron and inhaled; but the *black oxide* is a better substance for mercurial fumigation. Cinnabar is used as a paint, under the name of *vermilion*.

UNGUENTUM HYDRARGYRI NITRATIS (*Ointment of Nitrate of Mercury*). The *nitrate of mercury* is employed chiefly in the form of ointment. This preparation, known as *citrine ointment*, may be made by dissolving a troyounce and a half of mercury in  $3\frac{1}{2}$  troyounces of nitric acid, and adding the solution to 16 troyounces of lard melted at  $200^\circ$ , stirring until effervescence ceases. The chemical changes which result here are not precisely known; but mercuric nitrate ( $2(\text{Hg}2\text{NO}_3)\cdot\text{H}_2\text{O}$ ) is probably formed, with fatty acids and elaidin. Citrine ointment has a fine yellow colour and an unctuous consistence; but if not very carefully made, it becomes greenish, hard and friable. It is an excellent stimulant and alterative application, much employed in porrigo, psoriasis, crusta lactea, impetigo, psorophthalmia, and a wide range of ulcerated and eruptive affections. It is best to dilute it, at first, with lard.

LIQUOR HYDRARGYRI NITRATIS (*Solution of Nitrate of Mercury*) (*mercuric nitrate*) ( $\text{Hg}2\text{NO}_3$ ) is prepared by dissolving red oxide of mercury  $\text{Ziij}$   $\text{Zij}$  in a mixture of nitric acid  $\text{Ziij}$  grs. 315 in distilled water, gr. 585. It is a dense, transparent, nearly colourless liquid (sp. gr. 2.100), of a strongly acid taste, containing about 50 per cent. of mercuric nitrate in solution with some free nitric acid, and is employed as a caustic application in hospital gangrene, venereal and malignant ulcers, and, diluted, in cutaneous affections.

AURI ET SODII CHLORIDUM—AURIC AND SODIUM  
CHLORIDE.

Auric and sodium chloride is a mixture of equal parts of gold chloride and sodium chloride ( $\text{AuCl}_3\text{NaCl}\cdot 2\text{H}_2\text{O}$ ). It is an orange-coloured salt, without smell but having a nauseous metallic taste. It is very soluble in water; also soluble in alcohol.

*Effects and Uses.*—Locally it is a caustic. Internally it is a stimulant to the nervous system, especially to the spinal cord. It acts like the mercurials on the blood, reducing the oxidizing power of the red globules (Farquharson). It stimulates the glandular secretion and increases the secretion of urine and of perspiration. Salivation, without tendency to ulceration, sometimes occurs after prolonged use, but is less apt to occur after the use of this salt than after the other salts of gold (Martin, Schmidt's Jahrb., June, 1870). In large doses it causes violent gastro-enteritis. It is said to stimulate the sexual organs and to increase the catamenia. Large doses cause symptoms analogous to those of poisoning by mercuric chloride. The same treatment is indicated.

This salt is used chiefly as an alterative in chronic cases of tertiary syphilis and in scrofula. It is also recommended in nervous dyspepsia, duodenal catarrh, etc. In the chronic forms of Bright's disease, granular and fibroid kidney and the so-called depurative disease, Dr. Bartholow has seen remarkable improvement follow the use of small doses of this remedy. Dose, gr.  $\frac{1}{30}$ — $\frac{1}{10}$ . It is best given in pill or wafer.

## IODUM—IODINE.

Iodine is an elementary, non-metallic substance, found in the vegetable, animal and mineral kingdoms of nature, as in marine plants, oysters, sponges, mineral springs, etc. It is chiefly manufactured from the residuum of *kelp* (the impure soda obtained from the incineration of sea-weeds), in which it exists as a sodium iodide, by the action of sulphuric acid and man-

ganese dioxide. It occurs in crystalline scales, of a bluish-black colour and metallic lustre, of a strong, peculiar odour and a hot, acrid taste. It is very volatile, evaporating even at common temperatures; is freely soluble in glycerin, alcohol and ether, and but very slightly soluble in water (1 part in 7000 parts of water). Its solubility in water is very much increased by the addition of certain salts, as the potassium iodide, sodium chloride, etc. When heated its vapour has a rich violet colour, whence its name (from *ιώδης*, violet). Iodine may be detected in very minute quantity by starch, which produces with it a deep-blue colour; if in combination, the iodine must be first freed with a little nitric acid, or still better with *chromic acid* (which may be evolved by the addition of a single drop of very dilute solution of potassium bichromate, when starch and nitric acid have been employed ineffectually). Chloroform has also been proposed as a test.

*Physiological Effects.*—Iodine is an antiseptic and antizymotic, and is a protoplasmic poison, killing the lower forms of animal and vegetable life. It acts *locally* as an irritant; when applied to the skin it stains it yellow, and causes itching, redness and desquamation; and when inhaled in the form of vapour, it excites cough and heat in the air passages. Taken internally, in *medicinal doses*, it causes a sensation of heat and burning in the stomach, and soon irritates that organ. It is readily absorbed by the mucous membranes generally, and is found in the blood principally in combination with the sodium of that fluid; after absorption it frequently produces a remedial alterative and resolvent effect, without any obvious disturbance of the functions. In a physiological condition patients become thin under its use, though when iodine or the iodides are administered in syphilis, their alterative action on the nutrition produces *embonpoint*, due to the elimination of the syphilitic poison which has depressed nutrition and the consequent reaction of the system. It excites the secretions generally, increasing the flow of urine, slightly relaxing the bowels, often producing a marked irritant effect on the respiratory mucous membrane and salivary glands, and is readily and rapidly

eliminated from the blood, chiefly in the urine, but also by the mucous membranes generally. If administered in too large doses, or to persons of irritable stomach, it produces subacute gastro-enteritis; and when continued for a long time it will produce gastro-enteric symptoms—headache, giddiness and other evidences of cerebro-spinal disturbance—marasmus—sometimes discoloration of the skin—occasionally salivation—and frequently a *wasting of the mammae and testicles*. This train of symptoms is termed *iodism*. In excessive doses it may act as an irritant poison, and has even produced death; but such a result is rare. Enormous quantities have been taken with very slight effects. The antidote is starch. The absorption of iodine is shown by its presence in the blood and various secretions.

*Medicinal Uses.*—Iodine has been used with success in some cases of vomiting of pregnancy; a few drops of the tincture may be given for this purpose. It is a most valuable *resolvent* remedy in chronic visceral and glandular enlargements, indurations, thickening of membranes, tumours, etc. It is employed chiefly in *bronchocele* and *scrofula*, but it is useful in every variety of chronic tumour and enlargement; also as an alterative in secondary syphilis and other chronic affections. It is highly recommended by the Germans in the treatment of typhoid fever, reducing the temperature and restraining diarrhoea; the compound solution or tincture may be given, largely diluted. Recently the value of iodine in malarial fevers has been conclusively shown, generally promptly arresting the attack. The compound tincture should be given in doses of ℞-xv thrice daily (Dr. Anderson, quoted by Ringer). Its *vapour* has been inhaled with benefit in chronic bronchitis and phthisis. It is a valuable *topical* remedy, and is applied in the form of tincture, with the greatest advantage, to enlarged glands (especially when scrofulous), in the various cutaneous affections, lupus, erysipelas, rheumatism, gout, phlegmons, carbuncles, wounds, diseases of joints, poisoned parts, to prevent pitting in small-pox, as a counter-irritant to the chest in phthisis, chronic bronchitis and pleurisy, as an *injection* in

hydrocele, in encysted bronchocele, and even into the pleural cavity in chronic pleurisy, etc., etc. The hypodermic injection of iodine may be used with excellent effect in hypertrophied tonsils, goitre, glandular and cystic tumours, etc. The tincture should be deeply injected into the part, and care must be taken not to throw the injection into a vessel. Iodine ranks also among the best of the disinfectants, being available from the ease of its application as well as its ready portability.

*Administration.*—Iodine is rarely exhibited alone, but usually in conjunction with potassium iodide (see p. 372). To avoid gastric irritation, it is best given after a meal, particularly when amylaceous substances have been taken, as it forms with them iodized starch. Dose, gr.  $\frac{1}{4}$ – $\frac{1}{2}$  two or three times daily. *Liquor iodi compositus*—*compound solution of iodine*—sometimes known as *Lugol's Solution* (iodine ʒvj, potassium iodide ʒjss, distilled water Oj), is the usual preparation in which iodine is administered internally; dose, ℥v–xv three times a day, in sweetened water, and gradually increased. The *tincture* (*tinctura iodi*) (8 parts to alcohol 92 parts) is of a deep-brown colour, and undergoes a gradual change when kept long; water precipitates the iodine from it, hence it is little employed internally; dose, gtt. x–xx, repeated and increased. *Externally* it is extensively applied to erysipelatous and poisoned parts, chilblains, in cutaneous affections, etc., etc. The *compound tincture* (iodine tʒss, potassium iodide tʒj, alcohol Oj) is not officinal, but has the advantage over the tincture that it may be diluted with water without decomposition; dose, gtt. xv–xxx. *Iodine ointment* (*unguentum iodi*) (made with iodine 4 parts, potassium iodide 1 part, water 2 parts, and benzoinated lard 93 parts) is employed as a local application in goitre, scrofulous tumefactions, etc. *Iodine baths* have been employed, with iodine and potassium iodide dissolved in water, in a *wooden* bath-tub, in the proportion of iodine gr. iij and iodide gr. vj to a gallon of water.

Iodine is employed in medicine in various chemical combinations. The *iron, lead and mercurial iodides* have been noticed. *Iodized starch* (*amylum iodatum*) has been highly recommended

as a dressing for syphilitic ulcers, etc. *Zinc iodide* (see p. 164) is employed as a tonic and astringent. *Sulphur iodide* (*sulphuris iodidum*) is prepared by heating together iodine 4 parts and washed sulphur 1 part; it is a grayish-black solid substance, of a radiated crystalline appearance, having the smell and taste of iodine, decomposed upon exposure to the air and by boiling water and alcohol, insoluble in water, but soluble in 60 parts of glycerin; it is used internally in scrofulous and cutaneous affections, in doses of gr.  $\frac{1}{2}$ -j, and externally in tinea capitis, lupus, lepra, acne, etc., in the form of *ointment* (not officinal) (gr. xxx to lard  $\mathfrak{z}$ j).

#### POTASSII IODIDUM—POTASSIUM IODIDE.

This salt is prepared by treating an aqueous solution of potassa with iodine in slight excess. By this process a mixture of iodide potassium and potassium iodate is obtained, and the iodate is afterwards deoxidized and converted into iodide by heat and mixture with powdered charcoal. Potassium iodide (KI) occurs in semi-opaque, white or transparent anhydrous crystals, permanent in a dry air, rather deliquescent in a moist one, of an acrid, saline taste, somewhat like that of common salt. It is wholly soluble in water and alcohol, and its aqueous solution dissolves iodine, forming *ioduretted potassium iodide*. It is frequently adulterated with other salts. It is incompatible with ammonium salts, sodium sulphate, nitrate, phosphate and borate, potassium and magnesium sulphates, sp. nitrous ether, soluble lead salts and the mercurials generally; with potassium chlorate, if a mineral acid be added, a poisonous potassium iodate is produced.

*Effects and Uses.*—The effects of potassium iodide are analogous to those of iodine, but less energetic. *Locally* it acts as an irritant, and in large doses sometimes occasions nausea, vomiting, heat of stomach, and purging; but it may be given in larger doses, and for a longer period, than iodine without causing gastro-enteric derangement. It stimulates the secretions, particularly those from mucous membranes, and

very often produces coryza. Potassium iodide decidedly lessens the secretion of milk, and as it disturbs the function of the gland the relative quantity of the different ingredients fluctuates. Iodine appears in the milk very soon after the first dose of the salt is taken, and disappears as soon as the drug is stopped. It is found in combination with the casein of the milk, but the amount present bears no constant relation to the amount of the salt administered (Dr. Max Stumpf, *Deutsches Archiv. für klinische Med.*, Jan., 1882, quoted in *Bost. Med. and Surg. Jour.*, Aug. 3, 1882). Its constitutional effects are powerfully *alterative* and *resolvent*, and it is employed in *bronchocele*, *scrofula*, *secondary syphilis* and other chronic diseases, particularly those accompanied with enlargements or indurations. It is a most valuable antisyphilitic remedy when the bones and fibrous tissues are affected. In chronic rheumatism and gout, particularly where the fibrous tissues are attacked, it is of great efficacy. As a diuretic in serous effusions it has been found useful; and in spasmodic asthma it often gives great relief. As an eliminative antidote in mercurial and saturnine poisoning its action has been already noticed. It has been recommended in hydrocephalus; and has been found to exercise a beneficial operation in the treatment of aneurism.

*Administration.*—Dose, gr. v-xv, or even more, three times a day, in solution. Very much larger doses may be required in tertiary syphilis. The compound syrup of sarsaparilla is one of the best vehicles to disguise its unpleasant taste. An *ointment* (℞j with sodium hyposulphite gr. v to lard ℥vij, with boiling water f℥ss) is employed for the same purposes as iodine ointment, and does not discolour the skin; it is, however, of feebler efficacy.

AMMONII IODIDUM—AMMONIUM IODIDE ( $\text{NH}_4\text{I}$ )—is made by the double decomposition of potassium iodide and ammonium sulphate in hot aqueo-alcoholic solution. It occurs as a white, granular, very deliquescent salt, becoming yellowish-brown by exposure, very soluble in water and alcohol, of a taste like that of potassium iodide, but a little sharper. It has

been used in the same way as the latter salt. Bartholow recommends it highly in catarrhal jaundice after the acute symptoms have subsided (gr. j–iij every two or three hours), and in the early stages of cirrhosis of the liver. It is also very useful in chronic bronchitis, capillary bronchitis and in pneumonia, to promote the absorption of the exudation and prevent it from undergoing caseous degeneration.

**SODII IODIDUM**—**SODIUM IODIDE** (NaI)—may be made by the double decomposition of iron iodide and sodium carbonate. It is a soluble, white, crystalline salt, used to fulfill the same indications as potassium iodide, than which it is said to be better borne.

#### IODOFORMUM—IODOFORM.

Iodoform is obtained by the action of chlorinated lime upon a heated alcoholic solution of potassium iodide, which yields calcium iodate and iodoform, the latter being separated by the solvent action of boiling alcohol. It is formyl teriodide ( $\text{CHI}_3$ ), and occurs in the form of small scaly yellow crystals, having a saffron-like odour and sweet taste, insoluble in water, but soluble in alcohol, ether, chloroform and the fixed and volatile oils. It is devoid of irritant action, and produces the constitutional effects of iodine, besides an anodyne influence. Two hours after the internal administration of iodoform, iodine is found in the urine. Large doses produce tetanic convulsions in animals. It has been used internally in syphilitic rheumatism and various neuralgic affections, and Dr. Thoman has employed it with advantage suspended in glycerin as a hypodermic injection in recent syphilis with skin manifestations and lymphatic involvement. Dose, 1 to 3 grains three times a day, in pill. In the form of *vapour* it is said to possess anæsthetic properties, but inferior to those of chloroform. *Externally* it acts as a powerful local anæsthetic, and has been found a good application to chancres and irritable ulcers, as bed sores; it is used also to relieve the pain of cancerous sores, and for these purposes it may be dusted over the ulcerated surface,

which is then to be dressed with glycerin spread upon lint. A saturated solution of iodoform in chloroform is serviceable in relieving the pain of neuralgia and gout; an iodoform suppository is also useful in painful diseases of the rectum and bladder. As an antiseptic, Mikulicz (Wiener Med. Wochenschrift, 1881) found iodoform to be equal to carbolic acid, and less apt to produce constitutional disturbance from absorption. Poisoning, however, occurs in rare cases, with symptoms of a narcoto-irritant. As a dressing to open wounds he found it would check profuse discharge, prevent decomposition and stimulate healthy granulations. In treating deep wounds he recommends a pencil composed of iodoform 1 part with oil of theobroma 2 parts. The smell can be overcome by adding oil of bergamot ℥j to iodoform gr. x. In septic, gangrenous or sloughing wounds it forms an excellent dressing, and is very useful in chronic or irritable leg ulcers. In strumous disease it is almost a specific. The *ointment* consists of iodoform 10 parts rubbed up with benzoated lard 90 parts.

#### OLEUM MORRHUÆ—COD-LIVER OIL.

This is a FIXED OIL obtained from the LIVER of *Gadus morrhua*, the *common cod*—a well-known fish of the northern Atlantic—and also from the livers of several other species of *Gadus*. It is prepared by subjecting the livers to heat, either in boilers with water or by means of steam externally applied, and afterwards draining off the liquid portion, from which the oil separates on standing. It is said to be sometimes procured also by expression. Three varieties are known, the *white* or *pale-yellow*, the *brownish-yellow*, and the *dark-brown*. They differ chiefly in the mode of preparation—the *pale* being prepared from fresh livers, the *dark-brown* from those which are collected at sea and have undergone putrefactive decomposition, and the *brownish-yellow* from those in which putrefaction has only partially commenced. The pale oil is the purest; the dark oil is the most offensive to the taste and smell, and the least acceptable to the stomach.

Cod-liver oil is of the consistence of lamp-oil, and has a peculiar odour, resembling that of shoe-leather—which is usually prepared in the United States with this oil—and a fishy-acrid taste. These sensible properties are probably the best tests of the genuineness of the oil, and it should be rejected if the smell and taste of shoe-leather are wanting, or if those of lamp-oil or fish-oil are very perceptible. The sp. gr. of the best oil is about 0.920. The oil undergoes a gradual change from exposure to the air, and should therefore be kept in full and well-stoppered bottles. It is scarcely soluble in water, somewhat so in alcohol, readily soluble in ether, chloroform and glycerin. It contains a great variety of *chemical constituents*, the most important of which are *fatty acids*, several *biliary principles*, a peculiar brown substance called *gaduin* (which is not, however, supposed to be the *active* ingredient), *iodine*, *chlorine* and traces of *bromine*.

Cod-liver oil may be distinguished from other oils by the agency of sulphuric acid, a drop of which, when added to fresh cod-liver oil, on a porcelain plate, causes a centrifugal movement in the oil, and gives rise to a fine violet colour, soon passing into yellowish or brownish-red. This reaction is attributable, however, to the bile contained in the oil. By reaction with ammonia, in distillation, the peculiar volatile principle *trimethylamia*\* (the odorous principle of pickled herring) is developed.

*Physiological Effects.*—Cod-liver oil, like all fats, is appropriated in the small intestine, and not in the stomach. Its prolonged use, in doses which allow it to be retained by the

\* *Trimethylamia* ( $C_3H_9N$ ), made from herring pickle, is a colourless liquid, of a strong fishy odour and a disagreeable, acrid taste, freely soluble in alcohol, ether and water. It is a powerful irritant and even caustic. Taken internally, it depresses the action of the heart and temperature of the body, and is said to diminish the amount of urea excreted. It has been used with success in the treatment of acute rheumatism and gout, in the dose of 2 to 4 drops every two hours, in some aromatic water: overdoses will produce decided gastro-intestinal irritation. The chloride, which is a deliquescent salt, crystallizing in long needles, is less irritant and a better preparation; dose, gr. ij–v every two or three hours.

digestive tube, produces very marked beneficial effects in a wide range of chronic diseases, dependent on a vitiated condition of the functions of digestion, assimilation and nutrition. Its *modus medendi* is not well understood, some therapeutists believing it to act merely as a nutritive agent, valuable from the readiness with which it is assimilated; others attributing its curative powers to an alterative action from the iodine and bromine or other principles which it contains. Its effects are, however, probably due merely to its nutrient action, in supplying a sufficiency of molecular base for interstitial growth. The biliary principles which it contains promote its absorption and appropriation by the system. The most striking feature of its action on the economy is *increase of weight*; and usually, where it fails to increase the weight, it is of little service. It is believed, also, to diminish the formation of uric acid in the system, and hence may be useful in gout. In *large doses*, cod-liver oil produces nausea and diarrhœa, and these effects occasionally follow the use of medicinal doses.

*Medicinal Uses.*—Cod-liver oil has long been known as a remedy in rheumatic diseases; and within the last forty years it has come into extensive use as an alterative in tuberculous and scrofulous affections. In the treatment of phthisis pulmonalis it is now looked upon, in Great Britain and the United States, as superior to any other agent, and as possessing an undoubted power of arresting the progress of both the general and the local symptoms of this disease. Although efficacious in all the stages of phthisis, its value is most conspicuous in the earlier stages, especially before the formation of true tubercles. Over the different forms of scrofula it exercises also a very decided control—particularly glandular enlargements, ulcers, diseases of the joints and spine, ophthalmia, etc. In the various cutaneous affections, tertiary syphilis, chronic rheumatism and gout, and the entire circle of chronic disorders in which there is a tendency to marasmus, and where the nutrition is defective, cod-liver oil is employed with benefit. Its good effects are most conspicuous in proportion to the youth of the patient.

*Administration.*—Dose, a tablespoonful two or three times a day; though, if unacceptable to the stomach, it is best to begin with smaller, as teaspoonful doses. The addition of a little ether (as from 12 to 20 drops to a teaspoonful of oil) promotes its digestion. It must be persevered with for a long time before its good effects appear. It is best given in some aromatic water, or a little ardent spirit, or the froth of porter; and it may be rendered more agreeable to the stomach by combination with one of the mineral acids. The union of the oil with lime-water, just enough to form a soap, often renders it acceptable to delicate stomachs, and it may be flavoured with oil of bitter almond. If it produce diarrhœa, astringents should be administered with it. It is used as a *clyster* in cases of ascarides and lumbricoides; and *externally*, in cutaneous affections and opacity of the cornea. Phosphorated cod-liver oil is made by the direct addition of phosphorated oil (see p. 203) to the amount of cod-liver oil required to furnish the desired strength of phosphorus.

ARSENII PRÆPARATA—PREPARATIONS OF  
ARSENIC.

Metallic arsenic is inert, though when swallowed it may prove powerfully poisonous by becoming oxidized and converted into arsenious acid. It is not used in medicine.

ACIDUM ARSENIOSUM (*Arsenious Acid*) ( $\text{As}_2\text{O}_3$ ), sometimes called *white arsenic*, *arsenic oxide* or *arsenic*, is obtained principally as a secondary product in the roasting of cobalt ores (the cobalt arsenides) in Saxony and Bohemia. It is afterwards purified by sublimation; and when recently prepared, occurs in glassy, colourless, transparent masses of a vitreous fracture, which gradually becomes white and opaque, progressively from the surface inwards. It is kept sometimes in the shops in the form of a fine white powder; but in this state it is liable to adulteration with chalk or calcium sulphate, and it should therefore be always purchased in masses. It is entirely volatilized by heat, at a temperature not exceeding  $400^\circ$ ; has

no smell and little or no taste; is soluble in water (more readily when *transparent* than opaque), and also in alcohol and oils. *Cold* water dissolves from  $\frac{1}{1000}$ th to  $\frac{1}{500}$ th part of its weight of arsenious acid, or about gr. ss to f $\bar{3}$ j. If boiled for a short time with water, about  $\frac{1}{80}$ th part will be dissolved; if boiled for an hour,  $\frac{1}{40}$ th part will be dissolved, or about gr. xij to f $\bar{3}$ j.

*Tests.*—Owing to the frequent use of arsenious acid as a poison, a knowledge of the means of detecting its presence is of great importance. In the *solid* state it may be recognized in the first place by its *volatility* (heated over a spirit-lamp, it passes off as a white, inodorous vapour, and is deposited on a cool surface as an amorphous powder or in octahedral crystals); secondly, when thrown on burning charcoal it is deoxidized, and gives out the *garlicky odour* of metallic arsenic; and thirdly, if heated in a glass tube with charcoal or black flux, it sublimes and condenses in the form of a brilliant steel-gray ring or mirror. In *aqueous solution* arsenious acid may be detected by the following reagents: *sulphuretted hydrogen* or *ammonium sulphide* produces a *lemon* or *sulphur-yellow* arsenic trisulphide, which may be distinguished from antimonial and stannic sulphides by being soluble in a solution of ammonium carbonate and insoluble in diluted hydrochloric acid; the addition first of *ammonia* and then of *silver nitrate* produces a *canary-yellow* silver arsenite; and the addition of *ammonia* and then of *cupric sulphate* produces an *apple* or *grass-green* cupric arsenite; 100 grains boiled with diluted hydrochloric acid, and then treated with sulphuretted hydrogen, yield a deposit of arsenic trisulphide weighing 124 grains. The arsenic trisulphide may be *reduced* and made to yield metallic arsenic, if heated with soda flux or potash flux. The most delicate test, however, of arsenious acid in solution is that of *nascent hydrogen*, termed *Marsh's test*. When the acid is submitted to the action of nascent hydrogen (evolved by the action of diluted sulphuric acid on pure zinc), it is deoxidized, and unites with the hydrogen to form arseniuretted hydrogen gas. This gas has a garlicky odour, and is recognized by its burning with a bluish-white flame which deposits on a plate of cold glass or porcelain,

held over the jet, a lustrous steel-gray or brownish-black spot or mirror of metallic arsenic, surrounded by a faint white ring of arsenious acid; the metallic spot deposited is distinguishable from antimony, obtained by a similar process, by the addition of a drop or two of fuming nitric acid, with heat, which dissolves both metals, the solutions yielding on evaporation white residues, but the arsenical residue, touched with a drop of strong solution of silver nitrate, assumes a brick-red colour, while the antimonial residue remains unchanged; and also the arsenic can be dissolved by a solution of sodium or calcium hypochlorite, which does not affect antimony. Another test is that of *Reinsch*, and consists in boiling a solution of the acid with hydrochloric acid and copper-foil or wire, when the latter acquires a steel-gray coating of metallic arsenic, passing as it increases into black. *When arsenious acid is dissolved with liquid organic substances*, it should first be separated from insoluble matters by filtration, and the metallic arsenic may be then obtained by *Reinsch's process*, and the liquid or subliming tests afterwards applied. If the poison be mixed with *solid organic substances*, they should be cut up and boiled with water acidulated with hydrochloric acid, and the solution afterwards filtered and again boiled, etc.

*Physiological Effects.*—Arsenious acid acts *locally* as an escharotic by destroying the vitality of the parts to which it is applied. In medicinal doses it stimulates the digestive and nutritive functions, as is shown by the well-known results of arsenic-eating among the peasantry of Austria. Its physiological effects are not, at first, very obvious. When continued for some time, it generally produces more or less heat and dryness of the throat and stomach, with nausea, increased secretion from the bowels and kidneys, irritation of the conjunctival and nasal mucous membranes, and a peculiar swelling of the face termed *oedema arsenicalis*; after the latter symptom appears, the medicine should be suspended. No matter how administered, or by what channel it enters the system, arsenic shows a marked selective affinity for the gastro-intestinal and mucous tracts. Small doses increase the cardiac action and

the activity of the capillary circulation; large doses cause palpitation, small, quick and irregular pulse, with flushed face and cold extremities; poisonous doses depress the circulation and (in the lower animals) paralyze the heart in diastole. Arsenic, if too long continued or given in an excessive dose, decreases the number of globules in the blood, decomposes the hæmoglobin and renders it less coagulable (Brodie, quoted by Phillips). Small doses stimulate, while larger doses depress, both the respiratory centre and the pulmonary end-organs of the pneumogastric. At first the urine is increased, but if the drug be continued it is diminished, and may be bloody or albuminous. In *too long-continued* or *too large medicinal doses*, arsenious acid sometimes produces a sort of chronic poisoning, characterized by disorder of the digestive apparatus, conjunctivitis, œdema, salivation, a cutaneous eruption, loss of the hair and nails, paralysis, convulsions, and, if its use be persevered in, coma and delirium may result, terminating in death. In *excessive doses* arsenious acid is a violent poison, usually destroying life by gastro-enteritis, in from one to two or three days. When very large quantities are taken, it sometimes acts on the cerebro-spinal system, producing death by narcotism in a few hours. Occasionally gastro-enteric and cerebro-spinal symptoms both occur. Two grains of arsenious acid have proved fatal, though much larger amounts have been taken with impunity; very large quantities often cause emesis, which removes the poison from the stomach.

Dissections in cases of poisoning from this agent reveal redness (sometimes accompanied with extravasations of blood), ulceration, softening, effusion of lymph, and even gangrene, in the alimentary canal. Congestions of the broncho-pulmonary mucous membrane and of the lungs themselves are often observed, and acute fatty degeneration of the liver, spleen, kidneys, etc., is often seen, even when the poisoning has existed for a few hours only. The blood is often fluid and dark-coloured. The absorption of arsenious acid into the system, after its administration, is shown by its presence in the blood, viscera, bile, urine, etc., a few minutes after it has been taken.

It is rapidly eliminated by the urine, and also by the bile, and even the skin, tears and saliva. After it has ceased to appear in the excretions, the administration of potassium iodide will cause it to reappear, showing that a part of it remains deposited in the tissues. Recently arsenic has been found to be deposited in the nervous system: thus, if in fresh muscle 1 part is found, the proportion in liver is 10·8; in brain, 36·5; in spinal cord, 37·3 (Scolosuboff, *Annales d'Hygiene*, Jan. 1876, quoted by Phillips).

*Antidotes and Treatment in cases of Poisoning.*—The evacuation of the contents of the stomach by emetics or by the stomach-pump, if seen very soon after swallowing the poison, should be the first object in these cases. Demulcent drinks are to be also freely given. The HYDRATED OXIDE OF IRON should be administered, as soon as it can be procured, in the state of *pulp* or *magma*. It is prepared by the action of an alkaline solution on a ferric salt. *Water of ammonia* is directed by the U. S. Pharmacopœia to be added to a *solution of the tersulphate of iron* (see p. 152). The hydrated oxide of iron is a soft, moist, reddish-brown magma, which acts as an *antidote* to arsenious acid by forming with it an insoluble, inert ferrous arseniate ( $\text{Fe}_3\text{2AsO}_4$ ). The dose is about twelve times the supposed amount of poison taken, and it should be given in the *fresh* and *pulpy* state, as it gradually loses its antidotal virtues when kept. The HYDRATED OXIDE OF IRON WITH MAGNESIA is also directed to be kept in the shops as an antidote to arsenic. It should be administered in the same manner as the hydrated oxide of iron, and possesses the advantage of a tendency to act on the bowels. The *subcarbonate of iron* also acts as an antidote, but this is much less powerful than the pulpy hydrate. *Light magnesia* (which has not been too strongly calcined) and freshly-precipitated *gelatinous magnesia* may be also used as antidotes. The after-treatment consists in the use of demulcents, opiates, and, if necessary, stimulants.

*Medicinal Uses.*—Arsenious acid is a very valuable alterative remedy, but it must be exhibited with caution. It is employed with the greatest success in the treatment of *miasmatic*

*affections*, as *intermittent fevers*, especially such as have resisted the use of cinchona, or have frequently reappeared; in *chronic cutaneous affections*, particularly the scaly diseases (lepra, eczema squamosum, psoriasis and pityriasis), but it should not be given while any acute inflammatory symptoms are present, or where there is much itching, burning or heat of skin, as under these circumstances it is apt to increase the affection. It is used also in *certain affections of the nervous system*, chorea in particular, over which it exercises a marked control; in chronic rheumatism, in phthisis, in the tertiary forms of syphilis, in irritable dyspepsia, gastric ulcer, diarrhœa, bronchitis, and as a tonic generally. As an *external application*, arsenious acid has been applied to indolent sinuses, lupus, onychia maligna, etc., either pure or mixed with several parts of sulphur; its use is, however, attended with danger of constitutional effects. It is an ingredient of various empirical compounds employed in the treatment of cancer.

*Administration*.—Dose, gr.  $\frac{1}{16}$  to  $\frac{1}{12}$ , in pills with bread-crumb, three times a day, to be reduced when conjunctivitis appears, and suspended after the establishment of the *œdema arsenicalis*; and after being taken a fortnight, it should always be intermitted for a day or two. It is less apt to occasion gastric irritability when given immediately after a meal. The usual and safer form of exhibiting this remedy is that of solution with potash.

LIQUOR POTASSII ARSENITIS (*Solution of Potassium Arsenite*), or *Fowler's Solution*. This is prepared by boiling 1 part of arsenious acid and potassium bicarbonate, each, in 10 parts of distilled water, 3 parts of compound spirit of lavender, and afterwards water enough to make the solution weigh 100 parts. It is a transparent liquid, of an alkaline reaction, and has the colour, taste and smell of spirit of lavender. It is a solution of the potassium arsenite ( $\text{HK}_2\text{AsO}_3$ ), and is decomposed by the reagents which act upon arsenic, and is *incompatible* with infusions and decoctions of cinchona. Its *effects and uses* are analogous to those of arsenious acid, though some practitioners have denied their therapeutic identity. The *treat-*

*ment in acute poisoning* is the same as that for arsenious acid. Dose, gtt. v to gtt. x, and even gtt. xx, three times a day. Each fluidrachm contains arsenious acid gr.  $\frac{6}{10}$ .

SODII ARSENIAS (*Sodium Arseniate*) is made by melting together arsenious acid, sodium nitrate and sodium carbonate, then dissolving the fused salt in boiling water, and afterwards crystallizing. In this process the arsenious acid is oxidized into arsenic acid by the nitric acid of the sodium nitrate, and then combines with the soda of both salts to form colourless transparent prismatic crystals ( $\text{Na}_2\text{HAsO}_4, 7\text{H}_2\text{O}$ ), slightly efflorescent, very soluble in water, of a somewhat saline, slightly acrimonious taste. This salt is employed to fulfill the therapeutic indications of the other arsenical preparations, and has the advantage of a somewhat milder local action. Dose, gr.  $\frac{1}{12}$ – $\frac{1}{3}$ . It is prescribed sometimes externally in the form of baths, in chronic nodose rheumatism and gout,  $\mathfrak{z}\text{ss}$ – $\mathfrak{z}\text{ij}$  or  $\mathfrak{z}\text{ij}$  in each bath. It is generally used internally in the form of

LIQUOR SODII ARSENIATIS (*Solution of Sodium Arseniate*), made by dissolving 1 part of sodium arseniate (rendered anhydrous at a heat not exceeding  $300^\circ$ ) in 100 parts of distilled water; dose, gtt. x–xx. Cigarettes made of paper saturated with a solution, two or three times the officinal strength, are smoked in asthma.

LIQUOR ACIDI ARSENIOSI (*Solution of Arsenious Acid*) (formerly called *solution of arsenic chloride*) ( $\text{AsCl}_3$ ) is made by boiling 1 part of arsenious acid with 2 parts of muriatic acid and 25 parts of distilled water, until the acid is dissolved, and adding to the solution, when cold, water enough to make it weigh 100 parts. Dose, the same as that of Fowler's Solution, than which it is thought to be less apt to disturb the stomach.

ARSENI IODIDUM (*Arsenic Iodide*) ( $\text{AsI}_3$ ), made by rubbing 5 parts of iodine and 1 part of arsenic together, is an orange-red crystalline, volatilizable solid, wholly soluble in water, and has been used both *internally* and *externally* in skin diseases. Dose, gr.  $\frac{1}{8}$  three times a day; for external use, gr. iij to lard  $\mathfrak{z}\text{j}$ .

LIQUOR ARSENI ET HYDRARGYRI IODIDI (*Solution of Arsenic and Mercuric Iodide*). This solution, known as *Donovan's Solution*, is prepared by dissolving 1 part of arsenic iodide and mercuric iodide, each, in enough distilled water to make the solution weigh 100 parts. It is merely an aqueous solution of the two iodides ( $\text{AsI}_3$  and  $\text{HgI}_2$ ). It has a pale-yellow colour, a slightly styptic taste, and is *incompatible* with the salts of morphia.

*Effects and Uses.*—This is a highly valuable alterative preparation in the various forms of papular and scaly cutaneous affections and in obstinate syphilis. It was introduced by Mr. Donovan, of Dublin, in 1839, and has been a good deal employed in the United States. Dose, gtt. v to gtt. xx or more three times a day.

ACIDUM PHOSPHORICUM DILUTUM—DILUTED PHOSPHORIC ACID.

The diluted acid is the only form in which phosphoric acid is employed internally. It is prepared by adding 20 parts of *phosphoric acid* (previously prepared by boiling phosphorus in nitric acid and water and driving off the nitrous compounds by heat, and contains 50 per cent. each of orthophosphoric acid ( $\text{H}_3\text{PO}_4$ ) and distilled water), to 80 parts of distilled water. It is a colourless, syrupy liquid, without smell, but having a sour taste, and contains 10 per cent. of orthophosphoric acid.

*Effects and Uses.*—In its effects diluted phosphoric acid resembles the mineral acids (*vide p. 168, et seq.*), especially sulphuric acid, but is less irritant to the stomach. Moderate doses stimulate the circulation and improve digestion, while large doses depress the circulation and are capable of causing gastroenteritis. It has been used as a tonic and alterative in scrofulous affections and rachitis, but in the latter disease the phosphates are justly preferred. It may be used in dyspepsia. It is an excellent adjuvant to cough mixtures. As it contains no free phosphorus, it should not be given to produce the medicinal effects of that drug (Farquharson). Dose, ℥x-xxx, diluted.

CALCII PHOSPHAS PRÆCIPITATUS—PRECIPITATED  
CALCIUM PHOSPHATE.

This salt is made by reacting upon bone-ash with hydrochloric acid, which dissolves the calcium phosphate in the bones, and gives it up again on the addition of water of ammonia. It is a white, inodorous, tasteless, insoluble powder, sometimes called the *bone phosphate of calcium* ( $\text{Ca}_3\text{2PO}_4$ ). It is an important and valuable medicine, not only in diseases of deficient ossification, as ununited fractures, caries of the bones, rickets, etc., but in all conditions of defective cell-growth and malnutrition, from its undoubted influence in promoting natural cell-growth and nutrition. Thus it is employed (often in connection with other phosphates, as those of iron, sodium and potassium) in scrofula, phthisis, anæmia, diarrhoea, chronic bronchitis, abscesses, and wasting diseases of every kind. On account of its insolubility it is apt to form intestinal concretions. Dose, 5 to 10 grains, and it may be well given dusted into a little milk. A better (because more soluble) preparation is the *syrup of calcium lacto-phosphate* (*syrupus calcii lacto-phosphatis*), containing lactic acid, calcium phosphate, orange-flower water, sugar, hydrochloric acid, ammonia water and water. An emulsion containing 50 per cent. of cod-liver oil with syrup of lacto-phosphate is an excellent preparation; dose, a teaspoonful to a tablespoonful.

## CALCII HYPOPHOSPHIS—CALCIUM HYPOPHOSPHITE.

This salt is prepared by boiling phosphorus in a mixture of calcium hydrate in boiling water; phosphoretted hydrogen escapes, and calcium phosphate and hypophosphite are formed in the liquid, from which the insoluble phosphate and residuary lime are separated by filtration, and the hypophosphite ( $\text{CaH}_4\text{2PO}_2$ ) is afterwards crystallized out in the form of white, pearly crystals, of a nauseous, bitter taste, soluble in 6 parts of water, and insoluble in alcohol. All the soluble sulphates and carbonates produce precipitates with this salt.

POTASSII HYPOPHOSPHIS — POTASSIUM HYPOPHOSPHITE ( $\text{KH}_2\text{PO}_2$ )—is prepared by mixing solutions of calcium hypophosphite and potassium carbonate. It occurs in white, opaque, confused crystalline masses, having a disagreeable, bitter taste, very deliquescent and very soluble in water and alcohol, but insoluble in ether.

SODII HYPOPHOSPHIS—SODIUM HYPOPHOSPHITE ( $\text{NaH}_2\text{PO}_2 \cdot \text{H}_2\text{O}$ )—is prepared by mixing solutions of calcium hypophosphite and crystallized sodium carbonate, and crystallizes in white tables of a pearly lustre, very deliquescent (but less so than potassium hypophosphite), very soluble in water and alcohol, and insoluble in ether.

The hypophosphites have been lately introduced in the treatment of phthisis under an impression that they prove useful by furnishing phosphorus to the tissues. They more probably act by stimulating cell-growth and nutrition, and may be given to fulfill the same indications as the precipitated calcium phosphate. The soluble salts of mercury and silver are incompatible with them. Dose, 10 to 30 grains three times a day. The calcium hypophosphite is the most eligible salt, but they are often given together in the form of syrup.

SYRUPUS HYPOPHOSPHITUM—SYRUP OF HYPOPHOSPHITES—consists of calcium hypophosphite 35 parts, sodium and potassium hypophosphites each 12 parts, dissolved in water by the aid of citric acid 1 part, and flavoured with spirit of lemon 2 parts and sugar 500 parts; the whole to weigh 1000 parts. It is a good preparation to fulfill the indications of the hypophosphites. Dose, fʒj-ij.

SYRUPUS HYPOPHOSPHITUM CUM FERRO—SYRUP OF HYPOPHOSPHITES WITH IRON—contains ferrous lactate 1 part, dissolved in syrup of hypophosphites 100 parts. It is used for the same purposes and in the same doses as the last preparation. *Ferric hypophosphite* was noticed with *chalybeates* (see p. 157).

## CALCII CHLORIDUM—CALCIUM CHLORIDE.

This salt ( $\text{CaCO}_2$ ) is prepared by neutralizing hydrochloric acid with chalk or white marble, and adding a little chlorinated lime and slacked lime. It is a colourless, translucent salt, very deliquescent, readily soluble in both water and alcohol. It should not be confounded with chlorinated lime, which is also sometimes called "chloride of calcium." It resembles the calcium preparations generally in its *effects*, and is highly recommended in all strumous affections of children, as glandular enlargements, colliquative diarrhœa, etc. It is also given with benefit in wasting diseases generally and in consumption. Dose, gr. v–xx.

## AMMONII CHLORIDUM—AMMONIUM CHLORIDE.

This salt, formerly termed muriate of ammonia, and often known as *sal ammoniac*, is obtained from the *gas-liquor* of coal gas works (usually by neutralizing the ammonia with hydrochloric acid), and also in the preparation of animal charcoal from bones. It is brought in the *crude* state from Calcutta, for use in the arts, and in the *refined* state, for medicinal employment, from England. It occurs in white, translucent, tough, fibrous, hemispherical, convex-concave cakes ( $\text{NH}_4\text{Cl}$ ), about two inches thick, difficult to powder, inodorous, of a pungent, saline taste, slightly deliquescent, very soluble in water, and less so in alcohol.

For medicinal use it is purified by the addition of water of ammonia to a solution of chloride, and occurs as a snow-white crystalline powder, soluble in  $2\frac{1}{2}$  parts of cold and in its own weight of boiling water, and soluble also in alcohol.

*Effects and Uses.*—The physiological effects of the ammonium salts have been considered under the head of *Ammonia Preparations* (*vide* p. 199). The local action of ammonium chloride is that of an irritant. In large doses it purges. In small doses, after absorption, it proves a powerful resolvent alterative, diminishing the solid constituents of the blood, with

an increased flow of the secretions generally; it has an especial action upon the mucous membranes, promoting nutritive changes and epithelial exfoliation. Under its use the solids of the urine are increased, except uric acid, which is slightly diminished. Even in very large amounts it is not considered poisonous. It is not much employed in Great Britain or the United States, but is extensively used in Germany as a refrigerant in mild fevers attended with stoppage of the secretions; as a resolvent in organic enlargements; in amenorrhœa, and in catarrhs, urethritis, etc. It is also used in bronchitis and pneumonia as an expectorant. Of late this salt has been used with advantage in muscular rheumatism and in neuralgia; and its resolvent powers are highly spoken of in fibroid tumours of the uterus. It has been highly recommended in torpidity of the liver, chronic hepatitis, etc., but according to experiments by Rutherford and Vignal it does not increase the secretion of bile, although they found it stimulated the intestinal glands. Dose, gr. v-xxx every two or three hours, in powder or mucilaginous solution. *Externally* it is used in solution (immediately upon being dissolved) as a refrigerant lotion (℥i to half a pint of water), in cutaneous affections and indolent ulcers (℥i to half a pint of water), and also as a discutient and vulnerary. *Troches of ammonium chloride* each contain ammonium chloride gr. ij with sugar, tragacanth and syrup of tolu.

## AMMONII PHOSPHAS—AMMONIUM PHOSPHATE.

This salt enjoys considerable reputation as an alterative. It is made by adding stronger water of ammonia to diluted phosphoric acid, evaporating and crystallizing ( $[\text{NH}_4]_2\text{HPO}_5$ ). It occurs in transparent, colourless crystals, having the form of six-sided tables, of an alkaline, somewhat saline taste, soluble in water, and insoluble in alcohol. As usually found in the shops it is a mixture of the neutral and of the acid ammonium phosphate.

*Effects and Uses.*—It has been used in this country as a remedy in gout and rheumatism, and is highly esteemed. In

combination with ammonium carbonate and aromatic spirit of ammonia, it has been also used with advantage in diabetes. Dose, gr. x–xl three or four times a day, dissolved in an aromatic water.

POTASSII CHLORAS—POTASSIUM CHLORATE.

This salt is prepared by various processes: a good one is by reacting upon solution of caustic potassa, mixed with lime, with a stream of chlorine; the chlorine is converted into chloric acid by oxygen from the lime, and the acid combines with the potassium to form potassium chlorate ( $\text{KClO}_3$ ). It is a white, anhydrous salt, crystallizing in rhomboidal plates of a pearly lustre, and is inodorous, and of a cool, saline taste. It is but little changed by exposure to the air; is soluble in 16 parts of cold water or 2 parts of boiling water. It is said to be soluble in all the animal fluids without decomposing them or undergoing change itself.

*Effects and Uses.*—In its effects potassium chlorate resembles the other potassium salts (*vide* p. 233), especially the nitrate. Potassium chlorate, when taken internally for some time, gives a bright arterial tinge to the venous blood, reduces the volume and frequency of the pulse, and largely increases the secretion of urine, by which it passes out of the system unchanged. It has been pointed out by Dr. Jacobi that when given for some time this salt produces irritation of the kidneys and finally chronic tubal nephritis. The appetite is improved under its use, and salivation is an occasional effect. Large doses may be taken with impunity, but excessive quantities are said to have produced fatal gastro-enteric inflammation. Fatal cases of poisoning from this salt have been reported, apparently from blood poisoning, the heart and large vessels having been found filled with coagula. As it contains a large supply of oxygen, it was at first employed with a view to its oxidizing influence in contaminated conditions of the blood, as in malignant fevers, syphilis, etc.; and whatever the *modus medendi*, it is still considered a valuable alterative in typhus,

scarlatina, etc. Probably its most positive remedial effects are seen in various forms of stomatitis, follicular, mercurial and gangrenous. It is used also in diphtheria, croup, cyanosis, asthma and even neuralgia. *Externally*, in solution, it is an admirable wash or gargle in stomatitis, ozæna, the sore throat of scarlatina, subacute and chronic pharyngitis, diphtheria, and fetid, ulcerated surfaces generally; mixed with sugar, the powder is an excellent application in the aphthous sore mouth of children. Dose, *internally*, fifteen to thirty grains every three or four hours, in some pleasant vehicle. *Troches of potassium chlorate* (*trochisci potassii chloratis*) are made by rubbing together potassium chlorate, sugar, tragacanth, spirit of lemon and with water forming a mass; each troche contains 5 grains of potassium chlorate. For *external* use, ℥ij-iv may be dissolved in half a pint of water.

## POTASSII BICHROMAS—POTASSIUM BICHROMATE.

The chief ore from which salts containing chromium are obtained is chrome ironstone, found in Sweden and in southeastern Pennsylvania. By roasting the powdered ore with potassium carbonate and nitre, the (yellow) potassium chromate is obtained, and by acidulating a solution of this with sulphuric acid, the (red) bichromate is formed ( $K_2Cr_2O_7$ ); it separates in orange-red, anhydrous, tabular crystals, soluble in water, insoluble in alcohol, and of a cooling, bitter taste.

*Effects and Uses.*—It is an irritant caustic, acting in overdoses as a corrosive poison, for which the proper antidotes are magnesia, soap and the alkaline carbonates. In small doses it is alterative, and has been used in syphilis with encouraging results. In large doses it is emetic. Externally it is a good application, in powder or in saturated solution, to syphilitic warts, excrescences, etc. Dose, as an *alterative*, gr.  $\frac{1}{2}$  daily, in pill, with some bitter extract; as an *emetic*, gr.  $\frac{3}{4}$ .

## ORDER III.—ANTACIDS.

Antacids are medicinal agents employed to neutralize acids in the blood, primæ viæ and secretions. The alkalies and alkaline earths and their carbonates are the substances included in this division. The alkalies, in the concentrated state, destroy organization and act as corrosive poisons; they are administered internally only in a state of extreme dilution. The alkaline carbonates produce a less intense chemical action on the tissues than the alkalies; and the bicarbonates are less active than the monocarbonates. The alkaline earths, particularly magnesia, are less energetic in their local action than the alkalies proper; and their carbonates manifest little or no chemical influence upon the tissues.

When swallowed in a state of dilution, the *alkaline preparations* combine with the free acids which they encounter in the stomach. The salts which are thus formed, unless carried off by the bowels, are absorbed into the blood, and are thrown out by the secretions, especially by the kidneys. It must be remembered that, as already stated (*vide* p. 233), alkalies increase acid and diminish alkaline secretions, when in contact with the orifices of the glands which secrete them. In like manner, acids increase alkaline and diminish acid secretions (Ringer) (*vide* p. 238). While in the intestines, besides neutralizing acids, the alkalies also promote the digestion and absorption of fatty substances, by forming with them an emulsion. After absorption they exert a liquefacient action on the blood, and render the urine alkaline. Their long-continued use disorders the functions of digestion and nutrition, produces a chronic deterioration of the blood, and sets up a cachectic condition somewhat analogous to scurvy.

In the *concentrated* form the alkalies are employed as *escharotics*. The various alkaline preparations are administered, *internally*, in the diluted form—1. As *antacids*, in dyspepsia accompanied with excess of acid in the primæ viæ, and they are probably also of advantage in dyspeptic cases, by promoting the digestion of fatty matters. As dyspepsia with

acidity probably depends frequently on fermentation of the ingesta, due to deficient secretion of acid gastric juice, the administration of alkalies would prove of advantage, not by neutralizing the acid in the stomach, but by correcting the deficiency of the secretion on which the dyspepsia depends (H. M.). If the condition, on the other hand, depends on a profuse secretion of acid, then the administration of alkalies can do nothing more than palliate, by neutralizing, the excessive acidity. When alkalies are given before meals, they will increase the acid secretion of the gastric mucous membrane; given after meals they neutralize the excess of acid. Acids given before meals decrease the amount of acid secreted by the stomach; while, if given after meals, they will supply the place of the acid of the gastric juice, should there be a deficiency in that secretion. The vegetable tonics and aromatics are frequently combined with antacids, very advantageously, in the treatment of dyspepsia. 2. To relieve irritability of the stomach and check vomiting. 3. As *antidotes* in cases of poisoning from acids. 4. As *antilithics*, to neutralize lithic acid when it is separated in undue quantity by the urine; and also as *lithontriptics*, or solvents of calculi, especially lithates. They are improper when there is a tendency to the deposition of phosphates; and in treating cases of uric acid deposit it is unnecessary to render the urine more than neutral, as, if it be made alkaline, the phosphates formed may be deposited round the uric acid calculi. 5. In the treatment of acute rheumatism and gout, where they act by neutralizing the excess of acid with which the blood is charged in these diseases. 6. To relieve irritability of the urinary organs—ardor urinæ in gonorrhœa—cutaneous irritation—uterine irritation—pruritus ani, etc.—especially when these conditions of irritability are dependent, as is often the case, on excess of acid in the system. 7. As *diuretics* (see p. 319). 8. As *antiplastics* and *resolvents*, in inflammation. And, 9. By many therapeutists, in diabetes mellitus.

The antacid preparations should be administered in a state of large dilution, with a view to facilitate their absorption, and to prevent an irritant and purgative action on the bowels.

## POTASSII PRÆPARATA—POTASSIUM PREPARATIONS.

The preparations of potassium employed as antacids are the *Solution of Potassa*, *Potassium Carbonate* and *Potassium Bicarbonate*.

The general effects of the potassium preparations are those previously described (*vide* p. 233). They increase both the solid and watery portions of the urine, and in large doses render it alkaline. Under their use, however, the uric acid, either free or combined, is greatly diminished, and, it is asserted, is converted into oxaluric acid, which is metamorphosed into oxalic acid and urea.

LIQUOR POTASSÆ (*Solution of Potassa*) is prepared by the action of lime on a solution of potassium bicarbonate; the lime abstracts carbonic acid from the bicarbonate, and precipitates as calcium carbonate, leaving the potassium hydrate in solution; or it may be made, more directly, by dissolving potassa, 56 parts, in distilled water, 944 parts. Solution of potassa is a limpid, colourless liquid, without smell, of a very acrid, caustic taste, an alkaline reaction, and imparts a soapy feeling to the fingers when rubbed with it; sp. gr. 1.036; it contains 5 per cent. of potassium hydrate (KHO).

*Effects and Uses.*—The antacid, diuretic, antilithic and solvent properties and indications of this preparation have been described above. It is more irritant to the stomach than the potassium carbonates, and is therefore less eligible for protracted use. In excessive quantity it may act as an irritant and corrosive poison; oils and vegetable acids should be administered as antidotes. Dose, gtt. x–xx, largely diluted with sweetened water or mucilage. *Externally* it is used in a diluted state as a stimulant lotion.

POTASSII CARBONAS (*Potassium Carbonate*—Potassii Carbonas Pura, *U. S. P.* 1870, commonly called *Salt of Tartar*). This salt is prepared by calcining potassium bicarbonate, which is thus deprived of a molecule of carbonic acid and reduced to the state of carbonate ( $2\text{KHCO}_3 = \text{H}_2\text{CO}_3 + \text{K}_2\text{CO}_3$ ). Potassium carbonate occurs in the form of a white, coarse, granular

powder, of a nauseous, alkaline taste and an alkaline reaction, very soluble in water, but insoluble in alcohol. It is very deliquescent, forming, if long exposed to the air, an oily liquid with the water which it attracts. Acids, acidulous salts and many other substances are incompatible with it. It is employed as an antacid, antiplastic, diuretic, antilithic, etc., in the dose of gr. x-xx, in some sweetened aromatic water. It has been found specially useful in torpor of the liver and in whooping-cough. In large quantities it acts as a corrosive poison, for which oils and vegetable acids are the antidotes.

POTASSII BICARBONAS (*Potassium Bicarbonate*) is made by passing carbonic acid through an aqueous solution of purified pearlsh (a more or less impure potassium carbonate), obtained from wood-ashes by lixiviation, and somewhat purified by solution in water, filtration and evaporation, till it is fully saturated. It occurs in transparent, colourless crystals, having the shape of irregular eight-sided prisms with two-sided summits ( $\text{KHCO}_3$ ). They are inodorous, of a slightly alkaline taste, permanent in the air, soluble in water and insoluble in alcohol. The *effects and uses* of this salt are the same as those of the carbonate, but it is pleasanter in taste and less irritant to the stomach. It is much used in gout and uric acid lithiasis. Dose, ℥j to ʒj. It is a good remedy in acute rheumatism, in which as much as an ounce to an ounce and a half may be given during the day, with opium to relieve pain.

#### SODII PRÆPARATA—SODIUM PREPARATIONS.

The sodium preparations are analogous in effects to those of potassium. Being less irritant and less depressing, they are better anti-dyspeptics, and for the relief of acidity of the primæ viæ. They are inferior in gout and uric acid lithiasis, as they are less powerful solvents of this acid. Their eliminative action as diuretics is also more feeble.

LIQUOR SODÆ (*Solution of Soda*) is prepared by the action of lime on a solution of sodium carbonate. It is a colourless liquid, having an extremely acrid taste and a strong alkaline

reaction. It has sp. gr. 1.059, and contains 5 per cent. of sodium hydrate (NaHO). The dose and administration are the same as those of liquor potassæ.

The preparations of sodium generally employed as antacids are the *carbonates*. There are several sources of carbonated sodium. The native carbonate (called *natron*) is found in Egypt, Hungary and other countries. Impure soda, obtained from the ashes of marine plants, is termed *barilla* or *kelp*—*barilla* when it is derived from phenogamous plants growing near the sea, and *kelp* when procured from cryptogamic plants growing in the sea. Sodium carbonate is now, however, chiefly made by artificial means from sodium sulphate, which is obtained in part from the manufacturers of chlorinated lime, but principally by the action of sulphuric acid on sodium chloride. The sodium sulphate is fused with ground limestone and coal, and forms a black mass called *British barilla*, which contains a mixture of sodium carbonate and calcium sulphide— $\text{Na}_2\text{SO}_4 + \text{C} + \text{CaCO}_3 = \text{CaS} + \text{Na}_2\text{CO}_3 + 4\text{CO}$ . It is afterwards purified by lixiviation, calcination and other processes. Within a few years past, caustic soda and the carbonates and other sodium salts have been manufactured near Pittsburgh, in Pennsylvania, from *cryolite* (a sodium and aluminium fluoride) ( $3\text{NaF}, \text{AlF}_3$ ), which is found in an immense deposit in Greenland, and largely imported into Philadelphia. Cryolite contains about 35 per cent. of soda, which is separated from it by mixing it with lime and subjecting it to heat, when it is decomposed into insoluble calcium fluoride and soluble sodium aluminate, with a little sodium carbonate and hydrate, all of which are separated from the fluoride by lixiviation with hot water, carbonic acid being afterwards passed through the solution to form sodium carbonate, the alumina being deposited. Another new and cheap process of manufacturing soda has been lately introduced, termed the ammonia process, in which sodium chloride is converted directly into sodium carbonate by the use of ammonium carbonate; the ammonium chloride formed is decomposed by calcium hydrate, and the ammonia is again converted into carbonate by the excess of carbonic acid,

obtained by heating the sodium carbonate. Recently, too, sodium carbonate has been found in large amount in a lake in Nevada.

SODII CARBONAS (*Sodium Carbonate*) crystallizes in large oblique, rhombic prisms ( $\text{Na}_2\text{CO}_3$ ), which are transparent, very efflorescent, of an alkaline, disagreeable taste, soluble in water but insoluble in alcohol. When heated they undergo the watery fusion and part with their water of crystallization, which is entirely expelled at a red heat. Perfect crystals have ten equivalents of water of crystallization. It is apt to contain sodium sulphate and common salt as impurities. Acids, acidulous salts, lime-solution, earthy and metallic salts, etc., are incompatible with sodium carbonate.

*Effects and Uses.*—Sodium carbonate is less irritant and has a milder and more agreeable taste than potassium carbonate. Its effects are otherwise similar, and it is administered in the same cases. In overdoses it is a corrosive poison, for which oils and acids are the *antidotes*. Dose, gr. x to ʒss in powder, or dissolved in some bitter infusion. Owing to the variable quantity of water of crystallization which it contains, as kept in shops, it is best given in the *dried* state.

SODII CARBONAS EXSICCATUS (*Dried Sodium Carbonate*).—This salt is deprived of its water of crystallization by heat, and occurs in the form of a white powder. Dose, gr. v–xv in pill, made with soap and aromatics.

SODII BICARBONAS (*Sodium Bicarbonate*) is prepared by saturating the carbonate with carbonic acid. In the process followed in this country the water contained in the carbonate, which is liberated during the process of its saturation, is drained off. Thus obtained, the crystals have the form of the carbonate, retaining only one equivalent of water, but are opaque and porous. They occur usually in granular masses, or in the form of a white, opaque powder, which contains variable amounts of soda not fully saturated with carbonic acid, and is known as SODII BICARBONAS VENALIS (*commercial sodium bicarbonate*). This is purified for medicinal use by percolation with distilled water, and the purified salt occurs as a

snow-white powder, soluble in 13 parts of water, of a mild, slightly alkaline taste. It is a permanent salt ( $\text{NaHCO}_3$ ). By exposure to heat it gradually parts with its carbonic acid, and at a red heat is converted into the anhydrous carbonate.

The *effects and uses* of this salt are the same as those of the carbonate, but it is less irritant and of more agreeable taste. It has been used as a liquefacient in infantile croup in the dose of gr. j every five minutes, to promote the expulsion of false membrane. Dose, for an adult, gr. x to  $\mathfrak{z}$ ss, which may be pleasantly taken is carbonic acid water, or made into *lozenges* with sugar and mucilage of tragacanth. Sodium bicarbonate is an ingredient of *Seidlitz powders* (see p. 287). *Troches of sodium bicarbonate* are made by mixing sodium bicarbonate with sugar and nutmeg, and making a mass with mucilage of tragacanth, each troche containing 3 grains of bicarbonate. Sodium bicarbonate may be sprinkled with advantage over burns and scalds; equal parts of it and common salt make a good application to the bites of bees, hornets, spiders, etc.

#### LITHII PRÆPARATA — LITHIUM PREPARATIONS.

Lithia is found in several minerals, as lepidolite, etc., but in minute amount. It is extracted chiefly by the agency of sulphuric acid; the sulphate is converted into a chloride by a solution of barium chloride, and from the chloride, the CARBONATE (*lithii carbonas*) ( $\text{Li}_2\text{CO}_3$ ) is prepared by the addition of ammonium carbonate. It is a white powder, of a mild alkaline taste, soluble in 100 parts of water, more soluble in carbonic acid water, and insoluble in alcohol.

The lithium salts act on the system in a similar manner to the other alkalies. They are said to render the urine more alkaline than do the other members of this group. Lithium carbonate is a very valuable antacid in gout and rheumatism, from the fact of its low combining number and the great solubility of the lithium urate, thus enabling the carbonate to act powerfully in eliminating uric acid from the system. It probably also diminishes the formation of uric acid, and the author

has found it highly efficacious in the cure of gout. It is a good diuretic. Dose, 4 to 5 grains two or three times daily, largely diluted, and best given in carbonic acid water.

LITHII CITRAS (*Lithium Citrate*) ( $\text{Li}_3\text{C}_6\text{H}_5\text{O}_7$ ), a deliquescent white powder, soluble in 25 parts of water, is made by adding a solution of citric acid to the lithium carbonate. It is converted into a carbonate in the system, and is, therefore, possessed of the same properties, but is more refrigerant. Strong solutions of lithium salts have been found useful externally in removing gouty enlargements.

LITHII BENZOAS (*Lithium Benzoate*) ( $\text{LiC}_7\text{H}_5\text{O}_2$ ) is prepared by the gradual addition of benzoic acid to a heated watery solution of the carbonate, and evaporating. It may be obtained in the form of glistening pearly scales, of a soapy feel and a cool, sweetish taste, soluble in three and a half parts of water at  $60^\circ$ . The ready solubility of this salt and its freedom from deliquescence, and the benzoic acid which it contains in combination, give it especial value in the treatment of the various forms of disease dependent upon uric acid deposits. Dose, 3 to 5 grains repeated.

#### AMMONII PRÆPARATA—AMMONIUM PREPARATIONS.

The preparations of ammonium (previously noticed under the head of *Stimulants*, p. 199) are administered as *antacids*, in cases in which a *stimulant* action is not objectionable. *Spiritus ammoniæ aromaticus* (*aromatic spirit of ammonia*) is the preparation usually employed, and is an excellent antacid carminative in heartburn attended with flatulence, nausea with syncope, etc. Dose, gtt. xxx-f5j.

#### MAGNESII PRÆPARATA—MAGNESIUM PREPARATIONS.

*Magnesia* (p. 281) and its *Carbonate* (p. 282) are employed as antacids in dyspepsia, sick-headache, gravel, etc., particularly where a laxative effect is also desirable. Dose, gr.

x-xxx. *Troches of magnesia* are made by mixing magnesia, nutmeg, sugar, and forming with mucilage of tragacanth a mass, each troche containing 3 grains of magnesia.

#### CALCII PRÆPARATA—CALCIUM PREPARATIONS.

The preparations of calcium employed as antacids are *Lime-solution*, *Precipitated Calcium Carbonate*, *Prepared Chalk* and *Prepared Oyster-shell*. They are very useful in cases of acidity or irritability of the stomach, but their action on the bowels is the reverse of that of magnesia, and hence they can hardly be administered where there is a tendency to constipation. They are also much employed in diarrhœa, and occasionally as alterative resolvents in glandular enlargements, as antispasmodics in nervous disorders, and to relieve irritability of the bladder from calculus.

LIQUOR CALCIS (*Solution of Lime, Lime-water*) is a saturated solution of lime in distilled water. It is a colourless, inodorous liquid, of a disagreeable alkaline taste, containing about 0.15 per cent. of calcium hydrate ( $\text{Ca}_2\text{HO}$ ). By exposure to the air it gradually absorbs carbonic acid, with the formation of insoluble calcium carbonate. It should, therefore, be kept in full, well-stoppered bottles, or they should contain some undissolved lime.

*Effects and Uses.*—Lime-solution combines antacid and astringent properties, and is applicable to all the cases in which antacids are proper, where an astringent effect on the bowels is not objectionable. It is an excellent remedy in gastric irritability, attended with nausea and vomiting, and may be given mixed with an equal part of milk, which disguises its unpleasant taste. A diet of milk and lime-solution is very useful in dyspepsia accompanied with vomiting of food. Lime-solution is employed also in diarrhœa after inflammation has been subdued, in diabetes, and as an alterative resolvent in glandular affections. *Externally* it is used as a wash in tinea capitis, prurigo, scabies, etc., as an application to foul ulcers, and as an injection in leucorrhœa and gleet. Atomized inhalations of

lime-solution have been found useful in diphtheria and membranous croup. Dose, internally, f̄ss to f̄iij-iv several times a day; for children, f̄j. *Linimentum calcis* (*lime liniment*) (equal parts of lime-solution with cottonseed oil, sometimes called *carron oil*) is an invaluable liniment in burns and scalds, and in small-pox.

CALCII CARBONAS PRÆCIPITATUS (*Precipitated Calcium Carbonate*) ( $\text{CaCO}_3$ ) is made by mixing boiling solutions of calcium chloride and sodium carbonate. It is a fine white powder, insoluble in water, and free from grittiness, but possessing no superiority over *prepared chalk*.

CRETA PRÆPARATA (*Prepared Chalk*) ( $\text{CaCO}_3$ ) is made from *chalk* or *whiting* by levigation and elutriation. It occurs in little white conical loaves, which are tasteless, odourless, insoluble in water, but more soluble in carbonic acid water. Its *effects* are those of an absorbent, antacid and desiccant astringent. It is *used* in dyspepsia and gout attended with an excess of acid in the system; also in diarrhœa; and as it forms soluble calcium salts with the acids of the stomach, its employment has been suggested in rachitis. Dose, gr. x-xxx, in powder or suspended in water with gum and sugar. *Pulvis cretæ compositus* (*compound chalk powder*) is made by mixing prepared chalk (30 per cent.) with powdered gum arabic and sugar. *Mistura cretæ* (*chalk mixture*) consists of compound chalk powder (20 parts) mixed with water and cinnamon water (40 parts of each); dose, f̄ss, repeated. Laudanum and tincture of kino or of catechu, and aromatics, are often added to this mixture in the treatment of diarrhœa. *Troches of chalk* are made by mixing prepared chalk, gum arabic, nutmeg and sugar, and forming a mass with water; each troche containing 4 grains of prepared chalk.

## CLASS IV.—TOPICAL MEDICINES.

## ORDER I.—ANTISEPTICS.

Antiseptics (*αντί*, against, and *σηπτός*, putrid) are remedies which prevent fermentation and decomposition by a poisonous influence on the protoplasmic germs on which those processes depend. The theory of putrefaction which, based upon the researches of Pasteur, has been steadily gaining ground and is now almost universally adopted, refers the changes which take place in decomposing matter to the agency of organized germs ever present in the atmosphere, which, finding a suitable nidus in putrescible material, grow and multiply, producing chemical decomposition as a result of their presence. As in many diseases (*e. g.*, relapsing fever, diphtheria, etc.) certain organized germs have been found to take an essential part in the diseased process, if not to produce it, and as their presence is suspected in many diseases in which as yet they have not been demonstrated to exist, the importance of a group of agents which are destructive to these low forms of life can hardly be exaggerated. The extent to which this group of remedies will destroy disease germs in the body without injuring the vitality of the human being cannot be definitely laid down. Certain it is that as yet we possess very few specifics in medicine, especially against the zymotic diseases, which would appear *a priori* to be especially the class to which antiseptics would apply. Yet as antiseptics are also antipyretics, they are not without use in the diseased economy, even if they do not cut short the morbid process.

When applied topically they are of great value not only as deodorants and disinfectants, but also as antiseptics in dressing wounds, ulcers, etc., as in Mr. Lister's antiseptic method or its various modifications. They are also useful to prevent the spread of disease when added to the excreta of patients suffering from contagious affections.

Many of the antiseptics have already been discussed, as sul-

phurous acid and the sulphites, quinine, alcohol, iodine and solutions of many of the metallic salts, and it now remains to study those remedies which are used specially as topical antiseptic agents.

POTASSII PERMANGANAS—POTASSIUM PERMANGANATE.

This salt is made by mixing together equal parts of manganese dioxide and potassium chlorate, dissolving in a little water, evaporating to dryness, and exposing to a nearly red heat; potassium chlorate yields oxygen, which converts manganese dioxide into permanganic acid, and this combines with the potassium which displaces the hydrogen of the acid to form potassium permanganate ( $K_2Mn_2O_8$ ). It occurs in the form of slender prismatic crystals of a deep purple colour, inodorous and of a sweetish, astringent taste. It dissolves readily in water, making a beautiful lilac solution, which is readily decolorized by Fowler's arsenical solution.

*Effects and Uses.*—There is little experience as regards the action of this salt when administered internally, although alterative effects are attributed to it (and probably with reason) in poisoned conditions of the blood, as in malignant fevers, diphtheria, pyæmia, erysipelas, puerperal fever, etc. It is, however, as a powerful disinfectant that it now claims chief attention, and it now ranks at the head of this class of agents in destroying fetid odours and poisonous organic emanations. Its power in this respect is due to the evolution of oxygen in its more active form, *ozone*. It is used externally in dressing foul and fetid or gangrenous ulcers, particularly in hospital gangrene, as an application to carbuncles, as a gargle in diphtheria, etc. It may be sprinkled in powder on gangrenous surfaces or applied in solution of the strength of half an ounce, an ounce or two ounces to a pint of water. As a *disinfectant* and *deodorizer*, a solution of from one to ten grains to an ounce of water may be exposed in saucers or sprinkled on the floor, or thrown into the air in spray by the atomizer. One to three

grains may be given *internally* in solution through the day. *Condy's Fluid* contains gr. ij to the fʒj.

#### AQUA CHLORI—CHLORINE WATER.

This is an aqueous solution of *chlorine*, which is generated by heating hydrochloric acid 40 parts, diluted with water 25 parts, with manganese dioxide 10 parts. The chlorine is conducted by suitable tubes, through water 50 parts, into a bottle containing distilled water 400 parts, with which it is agitated, and the *chlorine water* is afterwards transferred to a well-stoppered bottle, made impervious to light. It should be kept in a cool place, protected from the light, but it is soon decomposed. It contains at least 0·4 per cent. of the gas. It occurs as a greenish-yellow liquid, having an astringent taste and the suffocating odour of the gas. Its employment internally is chiefly in essential malignant fevers, as scarlatina and typhus, also in syphilis and diseases of the liver, and as an antidote for hydrocyanic acid. Dose, fʒi–iv, diluted. It is now seldom used internally. Externally it is used, diluted, as a wash in skin diseases, as an antiseptic, and by inhalation in bronchial affections. Chlorine acts as a disinfectant and deodorizer, chiefly by its affinity for the hydrogen of moisture and the liberation of oxygen; its gaseous form gives it advantages in this respect. Solutions containing chlorine and other antiseptics are useful applications to suppurating surfaces, by preventing the decomposition of pus, and thereby pyæmia. In case of poisoning by chlorine, albumen is the best antidote.

#### CALX CHLORATA—CHLORINATED LIME.

This preparation, often called *chloride of lime*, is prepared by passing chlorine over calcium hydrate till saturation is effected, and is said to be principally a mixture of calcium hypochlorite and chloride ( $\text{CaCl}_2\text{O}_2$  and  $\text{CaCl}_2$ ). It occurs as a loose, grayish-white powder, or friable lumps, dry or but slightly moist, readily soluble in water, of a bitter, caustic

taste and a faint odour of chlorine. Exposed to air and moisture, it slowly yields hypochlorous acid ( $\text{HClO}$ ), and this soon breaks up into water, chloric acid ( $\text{HClO}_3$ ) and free chlorine, and the chloric acid again yields chlorine; 25 per cent. of chlorine should be furnished by good chlorinated lime. It has been used as an alterative in typhus, malignant scarlatina, syphilis, etc., in doses of from one to five grains, in solution, several times a day; and as a wash, *externally*, one part dissolved in a hundred parts of water; or as a paste. It is chiefly, however, as a *disinfectant* that it is employed. Its effects are essentially those of chlorine, like which it decomposes hydrosulphuric and hydrocyanic acids, and should not be given with mercurials.

LIQUOR SODÆ CHLORATÆ (*Solution of Chlorinated Soda*) ( $\text{NaCl}, \text{NaClO}$ ), sometimes termed *Labarraque's Disinfecting Liquid*, is made by decomposing a solution of sodium carbonate by one of chlorinated lime. It is a transparent, greenish-yellow liquid, with a faint smell of chlorine, a sharp saline taste and an alkaline reaction. It has been used *internally*, to fulfill the same indications as chlorinated lime, in doses of thirty drops to a teaspoonful, diluted, several times a day. It is useful, also, in dilution of various strengths, as an *external* application to every form of fetid ulcer, and it is a most valuable and powerful *disinfectant*.

*Bromine* (*vide* Escharotics) and *iodine* are antiseptics, acting in a manner similar to chlorine. They are seldom used for this purpose.

#### ACIDUM CARBOLICUM—CARBOLIC ACID.

This substance, termed also *phenic acid* or *phenyl hydrate*, is a product of the distillation of coal-tar oil.

CRUDE CARBOLIC ACID (*Acidum Carbolicum Crudum*) is made by treating the impure coal-tar of commerce with a saturated solution of potash, when it is resolved, on the addition of water, into a light oil and a heavier alkaline liquid; the latter is separated and neutralized with muriatic acid, and the

impure carbolic acid, which is disengaged, is afterwards distilled from dried calcium, to remove water, when upon exposing the distillate to a low temperature, carbolic acid congeals in the form of a colourless crystalline mass.

In its pure state it is solid at ordinary temperatures, crystallizing in long rhomboidal needles, white or colourless, of a peculiar empyreumatic odour like that of creasote (but not identical with it) and an acrid, burning taste; if even slightly impure, it has a reddish colour, or will acquire it upon exposure. Its sp. gr. is 10.65, and it deliquesces upon exposure, and readily assumes the liquid state in the presence of a little water, without dissolving in it. When quite pure it melts at 106° F., forming an oily-looking, colourless liquid, which boils at 359° F. It is soluble in 20 parts of water, and very soluble in alcohol, ether, acetic acid, glycerin (commercial and absolute) and the fixed and volatile oils. Carbolic acid may be recognized by the following tests:

“1st, by its peculiar smell; 2d, by the formation of yellow picric acid with nitric acid of 36° B.; 3d, by the production of a blue or green colour” (Salkowski’s test) “when treated with a small quantity of ammonium hydrate and a trace of a solution of a hypochlorite; 4th, by a lilac colour produced on the addition of a small quantity of ferric sulphate; 5th, by a yellowish-white precipitate with bromine water” (Witthaus). The last three tests are very delicate. 6th. The most delicate test is that suggested by Plugge: “when a liquid containing carbolic acid is boiled with a little solution of mercurous nitrate containing a trace of nitrous acid, a reduction of the mercurous salt takes place and the liquid becomes of an intensely red colour.” This test is said to detect 1 part of carbolic acid in 200,000. Carbolic acid in solution coagulates albumen and precipitates nitro-cellulose from collodion, which distinguishes it from creasote. Although it combines with salifiable bases, it does not act as an acid upon colours, and is chemically phenyl hydrate ( $C_6H_5HO$ ).

*Physiological Effects.*—Carbolic acid is a protoplasmic poison destructive to all forms of life, whether vegetable or animal.

When applied to the skin it produces a white superficial eschar, becoming brownish. When applied in a concentrated form it causes very great local anæsthesia, extending inward for some depth to the tissues with which the acid has not come in contact. Nervous system: after poisonous doses have been given to animals, there is paralysis of the posterior extremities, extending to the anterior, and finally reflex tetanic convulsions. In man a poisonous dose produces vertigo, contracted pupils, and stupor with sometimes tremors, never, however, amounting to convulsions, as in the lower animals. The convulsions are probably of spinal origin—certainly not peripheral. The reflex activity is at first increased, then abolished. The nerves and muscles are not paralyzed, but after death they are found to be more readily exhausted than normal. Circulation: the heart is at first depressed, afterwards accelerated (caused by stimulation and exhaustion of the vagi). In slow cases of poisoning, death is produced by diastolic arrest. The arterial pressure is reduced on account of the paralysis of the vaso-motor centre of the cord. Dr. Prudden (Am. J. M. Sc., January, 1881) has shown that in strong solution it paralyzes, while in weak solution it renders sluggish the movements of the white corpuscles in frogs. Carbolic acid probably enters the blood as an alkaline carbolate. Respiration is affected early in the poisoning, the movements being much increased in frequency but very shallow; this increase is due to stimulation partly of the peripheral vagi and partly of the respiratory centre (Salkowski). Temperature is somewhat reduced. Elimination takes place by all the secretions, especially by the urine, saliva and breath. When a small amount only is taken, it is probably all excreted as an alkaline carbolate; but when the amount is larger, a portion is oxidized in the system and escapes under different forms, especially as oxalic acid in the urine. These products of oxidation generally colour the urine dark brown or black, and as this is one of the first signs of poisoning, the urine should always be watched when carbolic acid is being administered or when it is applied to a large surface. Post-mortem appearances: after death

from a concentrated solution of the acid, hard, white, dry spots surrounded by a circle of inflammation are found on all the mucous membranes with which the acid comes in contact, even as far down as the intestines in some instances. All the viscera are filled with dark, imperfectly-coagulated blood, and sometimes there is fatty degeneration of the liver and kidneys. The external application of carbolic acid has destroyed life. As a chemical antidote in cases of poisoning a saturated solution of saccharate of calcium has been recommended. Atropia is the physiological antagonist of carbolic acid; enough should be given to counteract the depressing effect of the acid upon the respiration and circulation, and diluents should be freely administered to aid in its elimination (A. C. Post, quoted by Bartholow).

*Medicinal Uses.*—Carbolic acid is used internally to check vomiting, as an astringent in diarrhœa, in sarcina ventriculi, as an anthelmintic, and in zymotic diseases, as small-pox, typhoid fever, scarlatina, erysipelas, diphtheria, etc. It has also been given internally with some success in cholera, cholera morbus and diabetes of hepatic origin. In phthisis and gangrene of the lungs it has been found of service, and combined with iodine in chronic malarial poisoning it is highly recommended (Bartholow). Carbolic acid spray is used as an inhalation in chronic nasal catarrh, hay asthma, chronic bronchitis, whooping cough, phthisis, gangrene of the lungs, etc., with a view of destroying germs, stimulating the mucous membrane to healthy action and correcting fetor. Deep-seated injections into the tissues of a two per cent. solution of carbolic acid, as recommended by Hüter, have been practiced with success in erysipelas (Aufrecht), abscesses, etc., and are thrown into the cavity of joints in synovites and into bursæ in ganglion, etc. Extraordinary care must be taken not to inject the acid into a blood-vessel. Dr. R. J. Levis injects pure carbolic acid (the crystals liquefied by heat)  $\frac{t\text{ss}-j}{\text{ss}}$  into the sac of tunica vaginalis after evacuating its contents, for the radical cure of hydrocele. This treatment is followed at the Out-Patient Surgical Department of the Jefferson College Hospital with almost unvarying success.

As an external application its uses are still more important. It is employed in the concentrated form as a caustic in condylomata, lupus, etc., and to produce local anæsthesia for minor surgical operations, as opening abscesses, felons, etc., and in various forms of dilution as an application in diphtheria, in cutaneous eruptions (especially those of organic origin), as a dressing to foul ulcers, abscesses and sinuses, to compound fractures, to carbuncles, to burns and scalds, to suppurating surfaces with a view to the prevention of pyæmia, and, from its influence in coagulating albumen, as an hæmostatic. Under the belief that carbolic acid destroys the organic floating germs which produce inflammation and suppuration upon wounded surfaces, washings and dressings with solutions of this acid (1 part to 40 parts of water) have been much employed, as first suggested by Professor Lister, of Edinburgh. It is also a most valuable disinfectant. The dose, internally, is one or two grains, or, if liquefied by heat, one or two drops, in sweetened water or glycerin. For disinfectant purposes, the CRUDE LIQUID ACID (which contains from 70 to 90 per cent. of carbolic and cresylic acids jointly, with impurities derived from coal-tar) answers very well. Sodium and potassium carbonates have been also employed. *Ointment of carbolic acid* (*unguentum acidi carbolici*) contains 10 per cent. of carbolic acid in ointment.

SODII SULPHO-CARBOLAS (*Sodium Sulpho-carbolate*) ( $\text{NaC}_6\text{H}_5\text{SO}_4 \cdot 2\text{H}_2\text{O}$ ) is a colourless, transparent salt occurring in rhombic prisms, permanent in the air, soluble in about 5 parts of water, and also in glycerin and alcohol. It is obtained by adding sodium carbonate to a solution of barium sulpho-carbolate (previously obtained by adding barium carbonate to sulpho-carbolic acid (made by dissolving one part of crystallized carbolic acid in an equal amount by weight of strong sulphuric acid ( $\text{C}_6\text{H}_5\text{HO} + \text{H}_2\text{SO}_4 = \text{C}_6\text{H}_5\text{HSO}_4 + \text{H}_2\text{O}$ ), and stirring until effervescence ceases and then filtering). Potassium, magnesium and calcium sulpho-carbonates have also been employed; they may be given as antiseptics in cholera and zymotic diseases generally. Prof. Bartholow recommends them as excellent topical

applications to inflamed mucous membranes, and has seen good results attend their use in tonsillitis, aphthæ of children, catarrh of the nares and gonorrhœa. Sodium sulpho-carbolate is a good remedy for flatulence; dose, gr. x-xv. The lead sulpho-carbolate might be used where the lead acetate is indicated and the corrective action of carbolic acid is called for, while its solubility in glycerin and alcohol adapt it to external application.

#### CREASOTUM—CREASOTE.

Creasote is a complex substance obtained from wood-tar by dry distillation, or from crude pyroligneous acid; the best is made from beechwood-tar. It contains *phenol* ( $C_6H_5HO$ ), *crelyol* ( $C_6H_4(CH_3)HO$ ), *creasol* ( $C_8H_{10}O_2$ ) and other substances obtained from wood-tar. When pure it is a colourless, oleaginous liquid, with a caustic, burning taste and a penetrating, disagreeable characteristic odour, like that of smoked meat. Its sp. gr. (U. S. P.) is 1.035-1.085, but when pure is 1.08. After exposure to light for a long period it becomes wine-yellow; if it turns red, it is not fit for medicinal use. It forms two solutions with water, one of 1 part to 80 parts of water, the other of 1 part of water to 10 parts of creasote; and it is soluble, in all proportions, in alcohol, ether, naphtha and acetic acid. Crude phenol is often substituted for creasote; the latter may be distinguished by its insolubility in commercial glycerin; by not precipitating nitro-cellulose from collodion when mixed with it; by giving a green colour with ferric chloride and alcohol (phenol gives a brown colour) and by giving a green colour passing to brown with ferric chloride and ammonium hydrate (phenol giving a violet colour) (Witthaus). A remarkable property of creasote is its power of preserving meat, whence its name (from *κρεὰς*, flesh, and *σώζω*, I save).

*Effects and Uses.*—Creasote possesses many properties in common with carbolic acid. It is eliminated by the bronchial mucous membrane (which it stimulates as it passes out, and hence is a good expectorant), by the kidneys, etc. It is not

much used because of the difficulty of procuring the pure drug. In large doses is an acro-narcotic poison, resembling carbolic acid, but with more marked nervous symptoms. In small doses it is styptic and astringent, and, though not very nearly allied to the vegetable astringent articles which contain tannic acid, it is, perhaps, more generally administered for its astringent than for any other properties. It is an excellent remedy in hæmatemesis, and is also employed in hæmoptysis and other hemorrhages. It is very efficacious in allaying vomiting and gastric irritability, and has been exhibited for its astringent virtues with good effect in diarrhœa, diabetes and chronic bronchitis, and as a nervine in epilepsy, hysteria, neuralgia, etc. Externally it is applied, in various degrees of dilution, to indolent, sloughing and foul ulcers; in several cutaneous affections; as a gargle in putrid sore throat; and for the relief of deafness. In the concentrated form it is a good styptic in capillary hemorrhages, and is applied with effect to the hollows of carious teeth, for the removal of the pain of toothache. In cases of poisoning from creasote the same treatment is to be resorted to as in poisoning by carbolic acid.

*Dose*, internally, ℞i-iiij, frequently repeated, in pill or diluted with mucilage.

For external use, from two to six drops, or more, may be added to a fluidounce of distilled water.

AQUA CREASOTI (*Creasote Water*) (1 part to distilled water 99 parts). *Dose*, fʒj-iv.

#### ACIDUM SALICYLICUM — SALICYLIC ACID.

This acid, although known for nearly half a century as a derivative of salicin (see p. 146), has been employed only recently as an article of the *Materia Medica*. It has been prepared from the flowers of *Spirœa ulmaria* or *Meadow-Sweet*, and from the *oil of gaultheria* (where it exists as methyl salicylate), and by the oxidation of salicin. It is now made by combining pure carbolic acid with caustic soda, and treating this compound with dry carbonic acid under the influence of a

gradually-increasing heat, when one-half of the carbolic acid distills over, while the other half, into the molecule of which carbonic acid enters, remains behind as sodium salicylate; from a hot aqueous solution of this, saturated with muriatic acid, salicylic acid ( $C_6H_4\{\begin{smallmatrix} OH \\ COOH \end{smallmatrix}\}$ ) is obtained in the form of minute, broken, acicular crystals (having usually the appearance of a pale-pinkish granular powder), which are bleached with great difficulty. It is odourless and nearly tasteless, having, however, a sweet and astringent after-taste, with slight acidity in the fauces. It is practically insoluble in cold water, but quite soluble in boiling water, a hot aqueous solution retaining when cold, in proportion to its coldness, from 1 part in 250 to 500 parts of the solution. The addition of 2 parts of sodium sulphite or 1 part of ammonium phosphate, or 3 parts of sodium phosphate, renders it much more soluble in water. It is freely soluble in alcohol, ether and glycerin. Dissolved in water, a fine violet colour is produced on the addition of ferric chloride.

*Physiological Effects.*—In its effects salicylic acid is allied to carbolic acid, possessing probably greater powers as an anti-septic, and in arresting the putrefactive and fermentative processes, while it is devoid of smell or notable taste, is not volatile, and is also, in quantities necessary for effective action, free from irritant or poisonous influence. When given internally in full medicinal doses buzzing and roaring in the ears, with fullness in the head, are experienced, which are much increased after the administration of large doses, amounting even to deafness and accompanied by headache and partial blindness. If an excessive dose is taken all the symptoms are intensified, and great restlessness, followed by delirium, involuntary evacuations, stupor, and in the lower animals convulsions, are observed. The action of salicylic acid upon the ear (as well as the similar action of quinine) has been investigated with varying results. Kirchner concludes that these remedies produce intense congestion of the tympanum and labyrinth (due to vaso-motor disturbance), which may lead to changes in the nerve filaments; while Weber-Liel and Guder found anæmia of these parts as

the result of the ingestion of the drug (Med. Rec. Oct. 28, 1882).

The heart-beat is at first increased in frequency, but afterwards slowed; excessive doses cause the pulse to become slow and laboured. The blood pressure is at first elevated (from the action of the acid on the heart and on the vaso-motor centres), then lowered. Blood: Prudden (Am. J. M. Sc., lxxxii. 82), from experiments upon frogs, verified on rabbits and on the human blood, concludes that salicylic acid restrains emigration, and in strong solutions is inimical to the life, in weak solutions to the activity, of the white blood corpuscles. Respiration is at first quicker and deeper than normal (from the action of the drug on the vagi and to some extent on the respiratory centre); later it becomes slow and laboured, and death results from asphyxia. Temperature: non-toxic doses have little or no effect upon the normal temperature; in fever, however, salicylic acid causes a marked reduction in the body heat which lasts for several hours. Secretion: full doses cause free diaphoresis which is sometimes exhausting. The urine is sometimes increased, sometimes diminished, and often contains albumen. It somewhat increases the secretion of milk, and the amount of sugar in that secretion seems to be augmented (Dr. Max Stumpf, *Deutsches archiv. fur klinische Med.*, Jan., 1882, quoted in *Bost. Med. and Surg. J.*, Aug. 3, 1882). Gastro-intestinal tract: large amounts cause nausea and often vomiting. Absorption and elimination: it is probably absorbed as a sodium salicylate, and is eliminated principally by the urine partly unchanged, and partly as salicyluric and (possibly) oxalic acid. Elimination takes place slowly. After the ingestion of large quantities the urine will be coloured green from an increase of the indican (Wood, H. C.).

*Medicinal Uses.*—For its antipyretic effect salicylic acid has been used in fevers with varying success. In acute rheumatism, especially in robust patients, it is pre-eminently of value, reducing the temperature, relieving the joint affection and ameliorating the pain; but whether it shortens the duration and decreases the frequency of cardiac complications and relapses

is still disputed. In rheumatic hyperpyrexia it is of value, but should not be relied on to the exclusion of other means of reducing temperature. In gonorrhœal rheumatism and gout where no kidney complication exists it is also of service, and has been recommended in typhoid and eruptive fevers, pyæmia, puerperal fever, diphtheria, etc.; although not as effective in these diseases as in rheumatism, and, indeed, has been condemned by some as being of no avail. It has no curative effect upon malarial fevers, but if given just before the expected paroxysm it will prevent its occurrence (Bartholow). It is strongly recommended in acute tonsillitis in doses of gr. x every two to four hours (Dr. Edward Mackey, Brit. Med. J., Oct. 14, 1882). As an antizymotic to prevent fermentation of the ingesta it is recommended in gastric catarrh, gastric dilatation, sarcina and allied complaints. Bartholow strongly recommends it in gastralgia. As an anthelmintic salicylic acid has been used with success against tape-worm, and also internally and locally against ascarides. Externally it has been used in the moist stages of eczema and eczema rubrum with good results.

As a detergent and desiccant it may be sprinkled dry on wounds or ulcers in the form of powder, or mixed in various proportions with some inert powder, as starch; or a solution, 1 part to 300 parts of water, may be used as a substitute for the antiseptic carbolic dressing; the stronger solution with sodium phosphate, 1 part to 50 parts of water, is used to wash or spray foul surfaces, or as an application in diphtheria; a solution of a grain to f̄i of water is a good injection in gonorrhœa and collyrium in conjunctivitis; dose, gr. x-̄j. Whether employed internally or externally it passes rapidly into the urine, and gives the iron chloride a blue or violet reaction. The acid retains its antiseptic properties only so long as it remains in the free state.

SODII SALICYLAS (*Sodium Salicylate*) is a white crystalline powder, without smell and having a sweetish, alkaline taste ( $2\text{NaC}_7\text{H}_5\text{O}_3 \cdot \text{H}_2\text{O}$ ). It is less irritant to the stomach than salicylic acid, and is preferred for internal use. Locally it is

recommended in solution (sodii salicyl. ℥ij, tr. opii ℥ij, water ℥viiij) to relieve the suffering produced by gouty hands and feet and rheumatic joints (Dr. E. Mackey, Brit. Med. J., Oct. 14, 1882). Dr. Baudon anoints the surface three times a day in variola with sodium salicylate ℥j to cold cream ℥j. This lessens suppuration and removes the odour.

LITHII SALICYLAS (*Lithium Salicylate*) is also officinal, and is used internally to fulfill the indications of salicylic acid. The salts are given in doses corresponding to that of the acid.

#### ACIDUM BORICUM—BORIC ACID.

Boric or Boracic Acid ( $H_3BO_3$ ) exists in nature in volcanic regions, notably in Tuscany. In this region, which was formerly the main source of supply of this acid, jets of steam, called *suffioni*, escape through fissures in the hillsides, and are made to pass through a series of shallow basins along which water is slowly flowing. The water becomes charged with boric acid, which is converted into borax. A boiling concentrated solution of borax is slowly decomposed with an excess of sulphuric acid, and on cooling, boric acid is obtained in transparent six-sided crystalline plates, unctuous to the touch, odourless, slightly bitter, soluble in cold water, more so in alcohol and very soluble in boiling water. The supply to the United States is now derived almost exclusively from Borax Lake in California, about one hundred miles north of San Francisco.

*Effects and Uses.*—Boric acid is anti-putrescent and deodorant, arresting fermentation and proving very poisonous to the lower forms of life. Neumann found by experiments on dogs, verified on rabbits and young pigs, that boric acid causes a decided fall in the temperature of the body. Large doses caused diarrhoea and vomiting. Three per cent. solutions injected into the serous cavities caused no inflammation, but when large amounts were injected the animal died from paralysis of the motor nerves and muscles (N. Y. Med. J., Jan. 27, 1883, quoted from Lancet).

Mododewkow reports two fatal cases of poisoning with boracic acid. In one case a pleuritic cavity and in the other a lumbar abscess were washed out with a five per cent. solution of the acid, some of which remained in both cases. The symptoms were, persistent vomiting, hiccough, erythema beginning on the face, slight temporary rise of temperature, diminished cardiac power ending in paralysis. He suggests morphine and stimulants in like cases (Am. J. Med. Sc., April, 1882, quoted from Wratsch, No. 31, 1881).

Boric acid is used externally as an antiseptic in the treatment of wounds, burns, ulcers, abscesses, phlegmonous erysipelas, eczema, etc. It has also been used with advantage in inflammation of the mucous membranes, as aphthæ, diphtheritic inflammations of the mouth, etc. It may be dusted into the external auditory meatus in inflammation of that canal, and has been used with advantage in inflammation of the conjunctiva. Used as an injection, it appears to shorten the duration of gonorrhœa (H. M.).

#### SODII BORAS—SODIUM BORATE.

Borax occurs as a native product in several localities, the most important of which for a long time was Thibet, in Asia; it is also made artificially by the direct combination of native boric acid with soda. Borax ( $\text{Na}_2\text{B}_4\text{O}_7 \cdot 10\text{H}_2\text{O}$ ) occurs in the form of hexahedral prismatic crystals, terminated by triangular pyramids, of a sweetish alkaline taste and an alkaline reaction. It is wholly soluble in water, and slowly effloresces, and has the property of rendering cream of tartar very soluble in water.

*Effects and Uses.*—Borax is a mild refrigerant and diuretic, and locally an antiseptic, and has emmenagogue virtues attributed to it. Dose, gr. xxx. It has been given in infantile diarrhœa as an enema, and is used externally in cutaneous affections (ʒj to water Oj as a wash in pruritus and in acne punctata), but especially as a detergent in aphthous affections of the mouth in children, mixed with equal parts of sugar. A

piece of borax slowly dissolved in the mouth will often cure acute hoarseness. *Glycerite of sodium borate* may be made by rubbing up sodium borate ʒij in glycerin Oss; *honey of sodium borate* may be made by mixing ʒj with clarified honey tʒj. Both these preparations are used chiefly as applications to the mouth and throat, but are not officinal.

ACIDUM BENZOICUM—BENZOIC ACID.

BENZOIC ACID ( $\text{HC}_7\text{H}_5\text{O}_2$ ) is obtained from benzoin by sublimation, or by the action of alkalies; it is also made in Germany from hippuric acid. As obtained by sublimation, it occurs in white, soft, feathery hexagonal crystals, of a silky lustre, and not pulverulent. It has more or less of the agreeable odour of the balsam, a warm, acrid and acidulous taste, is inflammable, sparingly soluble in cold water, rather soluble in boiling water, but perfectly soluble in alcohol, alkaline solutions and fixed oils. It is a constituent of *the balsams*.

*Effects and Uses.*—Benzoic acid is a local irritant, destroying minute organisms, possessing decided antiseptic properties, and acting on the general system as a stimulant, with a particular direction to the mucous surfaces. In large doses it increases the circulation and respiration, and is said to be a more powerful antipyretic than salicylic acid. It stimulates the cutaneous and bronchial secretions, and increases the acidity of the urine. In its passage through the system it abstracts nitrogen from the elements of urea, and passes out with the urine in the form of hippuric acid; hence its use in uræmic poisoning, also in the treatment of ammoniacal urine. It has been used in diphtheria, erysipelas, etc., with a view to its antiseptic effects, and as an expectorant in chronic bronchial affections. Locally it is used as a dressing for wounds, ulcers, etc., and to prevent animal fats from becoming rancid. Dose, gr. v–xx.

SODII BENZOAS (*Sodium Benzoate*) ( $\text{NaC}_7\text{H}_5\text{O}_2 \cdot \text{H}_2\text{O}$ ) is a white amorphous powder, which effloresces on exposure to the

air, and has a faint odour of benzoin and a sweetish, astringent taste. It has been used as a substitute for salicylic acid, being less powerful as an antipyretic, but is a safer remedy. It has been used extensively in phthisis, with a view to its antiseptic qualities; also in diphtheria, scarlet fever and the eruptive fevers generally, whooping-cough, etc.; and in acute rheumatism as an antipyretic. From ℥j–iij may be given in twenty-four hours.

AMMONII BENZOAS (*Ammonium Benzoate*) ( $\text{NH}_4\text{C}_7\text{H}_5\text{O}_2$ ) is made by adding water of ammonia to an aqueous solution of benzoic acid, and occurs in the form of minute white, shining, thin, four-sided laminar crystals, with a slight odour of benzoic acid and a bitterish, saline, somewhat balsamic taste and slightly acrid but persistent aftertaste. It is soluble in water and alcohol, and, when heated, sublimes without residue. It is incompatible with the ferric salts. This salt, when taken internally, is probably decomposed by the gastric acids, and produces the constitutional effects of benzoic acid, for which it may be substituted; the ammonia renders it stimulant and antacid, and acceptable to irritable stomachs. Dose, 10 to 20 grains.

#### THYMOL.

Thymol ( $\text{C}_{10}\text{H}_{13}\text{HO}$ ), called also cymylic phenol, is a solid crystalline substance found in the volatile oil (*oleum thymi*) distilled from the *Thymus vulgaris* (*vide* p. 215). It is separated by fractional distillation; that portion of the oil which distills above  $392^\circ$  F. is agitated with a concentrated solution of caustic soda, and the thymol liberated from the resulting solution by hydrochloric acid. It is purified by rectification, and occurs as large colourless rhombohedral crystals, having an aromatic odour and a hot, aromatic taste; slightly soluble in water, but very soluble in ether and alcohol.

*Effects and Uses.*—Thymol is a powerful antiseptic. Its effects are analogous to carbolic acid, and like that agent, when locally applied it produces paralysis of the cutaneous end-organs of the sensory nerves (Lewin; Bartholow). When

given internally it produced tinnitus aurium, deafness, reduction of temperature, and often diarrhoea, sometimes nausea and vomiting. In several cases it caused violent delirium and collapse; profuse diaphoresis took place, and the urine was of a dark-green colour, but free from albumen; the sweating was not as marked as that produced by salicylic acid, nor was the antipyretic effect as great. Thymol is very expensive and consequently is not much used. As an antiseptic in inflammations and ulcerations of the mouth it is very useful, and has been used as an inhalation to diminish the expectoration of phthisis, etc. Locally it is used to fulfill the same indications as carbolic acid. Prof. Da Costa recommends crystallized thymol internally in small-pox, in doses of gr. ss, and as a gargle in diphtheria.

## ORDER II.—IRRITANTS.

Irritants are medicines which are employed to produce irritation or inflammation of the parts to which they are applied. They may be subdivided into RUBEFIACIENTS, EPISPASTICS, SUPPURANTS and ESCHAROTICS. *Rubefacients* are used merely to produce redness of the skin. *Epispastics*, or *Vesicants*, cause the exhalation of a serous fluid under the cuticle. *Suppurants* produce a crop of pustules. *Escharotics* have a chemical action on the tissues with which they are placed in contact, and decompose or destroy them.

## RUBEFIACIENTS.

Rubefacients are employed to remove congestion and inflammation, to rouse the capillary system in cases of local torpor, to relieve pain and spasm, and as stimulants to the general system in coma, syncope, asphyxia, etc. They are adapted to cases in which a sudden and powerful, but transient, action is called for; but they may be also employed where a slight and long-continued action is desired. In removing congestion and inflammation, rubefacients act by stimulating the capillary vessels of inflamed parts, and thereby restoring their tone and

elasticity. They are useful chiefly in the forming stages or in light grades of inflammation. They are very serviceable local anodynes when applied to painful parts—acting by a *substitutive* influence. As general stimulants, their efficacy in rousing the system depends partly on their action on the capillary circulation, and partly on the pain which they produce. They are most valuable in the coma or asphyxia resulting from poisons, drowning, etc., and are inferior to blisters in the cerebral oppression which occurs in fevers, inflammations of the brain, etc.

Rubefacients are usually applied till pain and redness supervene. If kept too long on the skin, many of them will produce vesication and even gangrene; and in cases of coma particular caution is required, as the patient may not feel them till dangerous inflammation has occurred.

#### SINAPIS—MUSTARD.

MUSTARD SEEDS are obtained from two varieties of *Sinapis*—*S. nigra*, or Black Mustard, and *S. alba*, or White Mustard (*Nat. Ord. Cruciferae*), small annual European plants, cultivated in our gardens. *S. nigra* has become naturalized in some parts of the United States. *Black-mustard seeds* are small, globular, of a deep-brown colour externally, and internally yellow. They are inodorous, except in powder; and when rubbed with water exhale a very strong, pungent smell. Their taste is bitterish, hot and pungent. *White-mustard seeds* are larger, yellowish externally, and of a less pungent taste, owing to the presence of a mucilaginous substance in their skin. The *powder* of both varieties (commonly called *flour of mustard*) is yellow, and is often adulterated with coloured wheaten flour. Both varieties yield their virtues wholly to *water*, and very slightly to alcohol.

*Chemical Constituents.*—Mustard seeds yield, upon pressure, a fixed saponifiable oil, which contains oleic acid and a peculiar acid termed *erucic* ( $\text{HC}_{22}\text{H}_{41}\text{O}_2$ ). From the *black seeds* a very pungent *volatile oil*, containing sulphur, is afterwards obtained

by distillation; it does not pre-exist in the seeds, but is the result of the action of water upon a peculiar principle called *sinnigrin* or *potassium myronate* ( $C_{10}H_{18}NS_2KO_{12}$ ). It is allyl sulphocyanide ( $C_3H_5CyS$ ), is colourless or pale-yellow, rather heavier than water, of a very pungent odour and an acrid, burning taste, and is the principle to which the black seeds owe their activity. From the *white seeds* no volatile oil is obtained; but when treated with water they yield an *acrid fixed principle*, which is analogous in properties to the volatile oil of the black seeds. It is the result of the reaction of water upon *sinalbin* ( $C_{30}H_{44}N_2S_2O_{16}$ ), a peculiar ingredient of the white seeds. The development of the volatile oil in the black seeds, and of the acrid fixed principle in the white seeds, is supposed to depend upon the presence of an albuminous constituent called *myrosyn*, which acts the part of a ferment in determining a reaction between water and the peculiar principles of the seeds. Myrosyn is rendered inert by heat, alcohol and the acids; and water, of the ordinary temperature, is therefore the proper menstruum of mustard.

*Effects and Uses.*—Mustard is an acrid stimulant. In small quantities it is stomachic; in larger doses it proves emetic; and in excessive doses it will produce gastro-enteric inflammation. When applied to the skin it is a rapid and powerful local excitant, speedily producing redness and pain, and if long continued it will develop vesication, ulceration and even sphacelus. Mustard seeds, swallowed whole, have been used as a laxative in dyspepsia, in the dose of a tablespoonful once or twice a day, mixed with molasses: the white seeds are preferred; the practice is, however, of doubtful value, as they may become entangled in the *appendicula vermiformis*. When mustard is employed *internally*, however, it is chiefly as an emetic, in cases of torpor of the stomach, particularly after narcotic poisoning; and by its stimulant action, mustard often rouses the gastric susceptibility when other emetics fail. Dose, as an emetic, from a large teaspoonful to a tablespoonful of the bruised seeds or powder. Its use in smaller quantity, as a condiment and stimulant of the digestive organs, is well known. In the form

of *whey* (t $\bar{3}$ ss boiled in milk Oj) it has been given as a diuretic in dropsy. The most general use of mustard is, however, as a cutaneous stimulant, in the form of *cataplasma* (termed a *sinapism*). This is made by mixing flour of mustard with a sufficient quantity of tepid water to give it proper consistence, and it may be diluted with wheat or rye flour if a weaker effect is desired. Sinapisms are used when a speedy and powerful rubefacient effect is required; they should be kept on till pain and redness are produced, usually from a quarter of an hour to an hour, and in cases of insensibility their effects should be carefully watched. They are applied spread on linen, and covered with gauze to prevent adhesion to the skin. Mustard is the most active and at the same time the most easily controlled of the rubefacients; a mild but permanent effect may be kept up by the addition of a teaspoonful to a tablespoonful of mustard to a poultice of Indian meal or flaxseed, with a tablespoonful or two of capsicum.

For ready use there is now kept in the shops *charta sinapis* (*mustard paper*), which is prepared by mixing black mustard (in powder) with enough solution of gutta-percha to give it a semi-liquid consistence, and then applying the mixture by a brush to a piece of stiff paper; each square inch contains about gr. vj of mustard. Before being applied to the skin it should be dipped for about fifteen seconds in warm water.

*Oleum sinapis volatile* (*volatile oil of mustard*), the volatile oil obtained from black mustard by maceration with water and subsequent distillation, possesses the properties of mustard. It is very irritant. It is used in making

*Linimentum sinapis compositum* (*compound liniment of mustard*), which is composed of volatile oil of mustard (3 per cent.), extract of mezereum (2 per cent.), camphor (6 per cent.), castor oil (15 per cent.) and alcohol.

#### CAPSICUM.

CAPSICUM has been previously noticed as an *aromatic stimulant* (p. 204). It is an efficient rubefacient, useful in rheum-

atism, low fevers, etc.; the *plaster*, *tincture* or *oleoresin* may be used.

## OLEUM TEREBINTHINÆ—OIL OF TURPENTINE.

The *Oil of Turpentine* (*vide* pp. 208 and 335) is a speedy and efficacious rubefacient, and sometimes produces a vesicular eruption. It is employed in low forms of disease attended with coldness of the surface; as a counter-irritant in inflammation; and as a stimulating liniment in rheumatic and paralytic cases. It is often diluted with olive oil.

## LINIMENTUM AMMONIÆ—LINIMENT OF AMMONIA.

This preparation, called also *Volatile Liniment*, consists of 3 parts of *water of ammonia* (*vide* p. 200) and 7 parts of cottonseed oil. It is an excellent application, as a counter-irritant, in affections of the throat and chest, etc.

## PIX BURGUNDICA—BURGUNDY PITCH.

This is the prepared RESINOUS EXUDATION from *Abies excelsa*, or Norway Spruce (*Nat. Ord. Coniferæ*), a lofty evergreen tree of Europe and northern Asia. *Abies picea*, or the European Silver Fir, is said to be also a source of the drug. It is obtained by stripping off the bark and detaching the flakes of resinous matter which form upon the surface of the wound; they are afterwards melted in boiling water and strained. *Burgundy pitch* is collected principally in Germany and France, and derives its name from Burgundy, in the latter country. After it is imported into the United States it is generally remelted and strained to free it from impurities; and as found in the shops it is a hard, brittle, opaque substance, of a yellowish or brownish-yellow colour and a weak terebinthinate taste and smell; when applied to the body it softens and becomes adhesive. It contains *resin* and a much smaller proportion of *volatile oil* ( $C_{10}H_{16}$ ) than turpentine.

A *spurious Burgundy pitch* is made by melting together pitch, resin and turpentine, and agitating the mixture with water.

*Effects and Uses.*—This is a gentle rubefacient, producing a slight degree of inflammation and serous effusion, without separating the cuticle. It occasionally produces a papillary or vesicular eruption; and sometimes, though rarely, occasions painful vesication and even ulceration. It is applied in the form of *plaster* to the chest in chronic and sub-acute pulmonary disorders, to the loins in lumbago, to the joints in chronic articular affections, and for the relief of local rheumatic pains in other parts.

*Emplastrum picis Burgundicæ* (*Burgundy pitch plaster*) consists of 9 parts of Burgundy pitch melted with 1 part of yellow wax, which is used to give consistence to the pitch. *Emplastrum picis cum cantharide* (*pitch plaster with cantharides*) consists of 92 parts of Burgundy pitch melted with 8 parts of cerate of cantharides; this is commonly called the *warming plaster*, and is a more active rubefacient than Burgundy pitch, though it does not usually blister. The *iron plaster*, *galbanum plaster* and *opium plaster* all contain Burgundy pitch.

#### PIX CANADENSIS—CANADA PITCH.

This is the prepared RESINOUS EXUDATION from *Abies canadensis*, or Hemlock Spruce (*Nat. Ord. Coniferæ*), a very lofty evergreen tree of Canada and the northern parts of the United States. The pitch (sometimes called *hemlock gum*) is a spontaneous exudation on the old trees. The portions of bark upon which it hardens are stripped from the tree and boiled, and the melted pitch is skimmed from the surface of the water. It undergoes a further purification in the shops by melting and straining, and is found in hard, brittle, opaque masses, of a dark yellowish-brown colour, a weak, peculiar odour and scarcely any taste. It is more readily softened by heat than Burgundy pitch, and is therefore sometimes a less convenient

application. Its constituents are *resins* and a minute portion of *volatile oil*. Its *effects* and *uses* are the same as those of Burgundy pitch.

*Emplastrum picis Canadensis* (*Canada pitch plaster*), sometimes called *hemlock pitch plaster*, consists of 9 parts of Canada pitch melted with 1 part of yellow wax.

Many other acrid substances are occasionally employed as *rubefaciens*. GINGER (*vide* p. 210), BLACK PEPPER (*vide* p. 205) and GARLIC (*vide* p. 332) are particularly deserving of mention. A gentle counter-irritant, often used to the epigastric region to relieve vomiting, is the *spice plaster*, which is made by mixing two ounces of powdered ginger with an ounce of powdered cloves and cinnamon, each, and two drachms of capsicum, adding half a fluidounce of tincture of ginger and honey enough for proper consistence.

## EPISPASTICS.

Epispastics, called also *Vesicants* and *Blisters*, are medicines which, when applied to the skin, produce inflammation, accompanied by effusion of serum beneath the cuticle. Many of the rubefaciens will blister if kept on the skin a sufficient length of time; and, on the other hand, the action of vesicants may be made not to extend beyond rubefaction. The inflammation of the skin caused by vesicants is erysipelatous in its character, and may result in suppuration, and even sloughing or gangrene. In inflammation of the dermoid tissues, as rubeola and scarlatina, in typhus under certain circumstances, and in extreme infancy, vesicants may produce serious consequences.

This class of agents is employed—1. As *local* stimulants, in the cure of internal inflammations. Different explanations have been offered of the antiphlogistic influence of blisters, some therapeutists ascribing it to a *derivative* or *revellent* action, by determining vascular and nervous energy to the seat of their operation, but it is more probably due to a stimulant effect extended to the capillary vessels of the inflamed organ,

and experience has shown that, for the relief of internal inflammation, they cannot be applied too near the affected organ. In affections of the head, blisters are pre-eminently useful. 2. To substitute a healthy therapeutic inflammatory action, which subsides spontaneously, for a morbid action existing in the part to which they are applied. In this way vesicants are used for the cure of various cutaneous eruptions. 3. To relieve pain, which they do partly by a stimulant and partly by a substitutive influence. 4. To break up a train of morbid associations by the powerful impression which they make on the nervous system, as in the cure of intermittent fever, spasmodic diseases, etc. 5. To stimulate the absorbing or secreting vessels of parts contiguous to the seat of their application; in this way they are useful in promoting the absorption of dropsical effusions, in the treatment of ununited fracture, etc. 6. As general stimulants, in typhoid conditions of the system, coma, syncope, etc. 7. As local stimulants, in threatened gangrene, paralysis, etc. 8. As evacuants, chiefly for the purpose of local depletion. 9. In retrocedent gout, and in retrocession of the exanthematous eruptions. 10. To prepare a surface for the endermic application of medicines.

#### CANTHARIS—CANTHARIDES.

*Cantharis vesicatoria*, termed also *Lytta vesicatoria*, the Spanish Fly, is a cylindrical insect, from six to ten lines in length by two or three in breadth, with a large cordate head, an oblong body, and elytra, or wing-cases, of a beautiful shining golden-green colour. It is found most abundantly in Spain, Italy and the south of France, but occurs in all the temperate parts of Europe, and in western Asia. The Spanish flies swarm on certain trees and shrubs, and may be detected at a considerable distance by their strong fetid odour, which resembles that of mice. They make their appearance in May and June, and are collected in these months by persons protected by masks and gauntlets, who beat or shake them from the trees on which they lodge, and receive them, as they fall,

upon linen cloths spread underneath. They are plunged into hot vinegar and water, or exposed to the vapour of boiling vinegar, and are afterwards dried in the sun or by drying-stoves. When perfectly dry they are packed in canisters, which are carefully closed so as to exclude atmospheric moisture. They are usually imported into this country from some Mediterranean port. A highly-esteemed variety comes from south Russia, through St. Petersburg, which is distinguished by the larger size and copper colour of the flies.

In the *dried* state, cantharides retain their form, colour, odour, etc.; their taste is acrid, burning and urinous; their powder is of a grayish-brown colour, interspersed with shining green particles. If exposed to moisture they are soon decomposed, most speedily when powdered. As, moreover, the powder is liable to adulterations, they should be always purchased whole, and should be powdered as they are wanted for use. They are liable to be attacked by mites, which destroy the interior soft parts: the best mode of preserving them is to expose them, in bottles, to the heat of boiling water, which destroys the eggs of the insect. A little camphor or ammonium carbonate, or a few drops of strong acetic acid or of chloroform, added to the flies, are also recommended as preservatives.

The most important *constituents* of cantharides are a volatile oil, upon which the odour depends, and a neutral crystalline substance, termed *cantharidin*, which is the vesicating principle. Cantharidin is inodorous, tasteless, soluble in ether, chloroform, the oils, acetic acid and boiling alcohol, and nearly insoluble in water and cold alcohol; but notwithstanding the *insolubility* of cantharidin, watery and alcoholic solutions of cantharides possess the medicinal properties of the insect,—the cantharidin being rendered soluble by combination with a yellow colouring matter in the insect. *Cantharidin* ( $C_{10}H_{12}O_4$ ), by the aid of heat, in the presence of water, may be made to combine with the alkalies, the cantharidin becoming converted into cantharidic acid ( $C_{10}H_{14}O_5$ ).

*Physiological Effects.*—Cantharides are an acrid stimulant. Taken internally, in small doses, they excite the secretion of

the kidneys, and sometimes produce more or less irritation of the genito-urinary passages, evinced by strangury, priapism, pain and occasionally the discharge of bloody urine. In large doses they produce violent gastro-enteric and genito-urinary inflammation; and in excessive doses prove fatal, with convulsions, tetanus, delirium and other cerebro-spinal symptoms. Twenty-four grains have occasioned death. In cases of poisoning, after the stomach has been emptied, opiates, demulcents and stimulants are to be resorted to; but oils are to be avoided. *Applied to the skin*, cantharides produce inflammation, which terminates in the secretion of serum under the cuticle. Even when they are externally applied their constitutional effects, as strangury, tenesmus, etc., are frequently manifested.

*Medicinal Uses.*—The indications which cantharides are capable of fulfilling, when administered *internally* as a diuretic, emmenagogue, etc., have been already noticed (see *tincture*, p. 329). Their chief use is as an *external application*, to produce *blisters*; but they are sometimes employed also externally as *rubefacients*, for the purpose of local or general stimulation in low forms of disease. Cantharides are preferred to all other substances as *epispastics*, and they are used for all the medicinal purposes that are within the range of this class of medicines.

The following are the forms under which Spanish flies are used *externally*:

*Ceratum cantharidis* (*cantharides cerate*), commonly known as *blistering cerate*, is made by mixing powdered cantharides (35 parts) with melted wax and resin (each 20 parts), and lard (25 parts). This is the preparation usually employed to raise a blister. It can be applied without the aid of heat, and should be spread on soft leather or linen or adhesive plaster, and covered with gauze or unsized paper. From four to twelve hours is the period for which the cerate should be applied; on the scalp a longer application may be required. For an ordinary impression, and where the cutaneous sensibility is not impaired by disease, it need not be kept on more than four or

five hours. In cases of children less time is required for the application of the cerate, and great caution is necessary in applying it to infants. A poultice of bread and milk or flaxseed meal should be afterwards applied, which usually produces vesication if the action of the blister has not extended beyond rubefaction. If it be desirable to heal the blistered surface immediately, cotton-wadding or cerate may be placed over it, after the serum has been allowed to escape. To maintain the discharge, the cuticle should be removed and basilicon ointment applied; if the surface require further irritation, the ointments of savine, mezereon or cantharides may be used. The open or perpetual blister is, however, not required for ordinary antiphlogistic purposes; and indeed, as a general rule, the blistered surface should be allowed to heal as speedily as possible. In case of excessive pain, a poultice of bread-crumbs and lead-water, with morphine sulphate gr.  $\frac{1}{4}$  mixed in it, or a starch poultice or lime liniment, is a soothing application. *Goulard's Cerate* is an excellent application to heal obstinate ulcers from blisters. For the relief of *strangury*, diluents and diuretics are proper, as flaxseed tea, with sweet spirit of nitre, decoction of uva ursi, etc., and an opium or morphia suppository if the symptoms are severe. *Ceratum extracti cantharidis* (*cerate of extract of cantharides*) differs chiefly from the common cerate in being made with an alcoholic extract of the flies instead of the flies themselves; it is said to be more active than the former preparation. To prepare it, 30 parts of cantharides are to be percolated to exhaustion with stronger alcohol, evaporated to the consistence of a soft extract, and mixed with 15 parts of resin, 35 parts of yellow wax and 35 parts of lard (melted together). *Ethereal, alcoholic, hydro-alcoholic* and *watery extracts* of cantharides have been suggested as substitutes for the *blistering cerate*, and, mixed with wax and spread on thin cloth or paper, are termed *vesicating taffetas*. *Linimentum cantharidis* (*liniment of cantharides*) consists of cantharides (15 per cent.) dissolved in oil of turpentine; it is a prompt stimulating liniment in low fevers, and may be applied to the skin to prepare it for the action of the blistering cerate. *Collodium cum can-*

*tharide* (collodion with *cantharides*), or *cantharidal collodion*, is made by percolating cantharides with commercial chloroform until the cantharides are exhausted, evaporating the liquid thus obtained, and dissolving the residue in flexible collodion. It should be kept in a cool place. It furnishes a very convenient mode of blistering a small irregular surface, and is applied by means of a camel's-hair brush, in successive layers, which should be covered with a piece of oiled silk. *Charta cantharidis* (*cantharides paper*) is made by boiling gently a mixture of 8 parts of white wax, 3 parts of spermaceti, 4 parts of olive oil, 1 part of Canada turpentine and cantharides each, in 10 parts of water, and, after filtration, passing strips of paper over the surface of the mixture, which, when dry, are cut into rectangular strips. The cantharidal preparations are used externally to promote the growth of the hair. *Dupuytren's Pomatum* is a tincture made with cantharides, ℥i, and alcohol, f℥i, incorporated with nine parts of lard.

#### CANTHARIS VITTATA—POTATO FLIES.

Several species (not officinal) of cantharis are found in the United States, and are good substitutes for *C. vesicatoria*. *C. vittata*, or the *Potato Fly*, is most used. It resembles the Spanish fly in shape, but is rather smaller, being about six lines in length, with black elytra or wing-cases, and inhabits chiefly the potato plant. It contains *cantharidin*.

#### AQUA AMMONIÆ—WATER OF AMMONIA.

*Stronger Water of Ammonia* (*vide* p. 200) may be used for the purpose of speedy vesication. It is more rapid, but much more painful, than cantharides. Five parts of this, mixed with spirit of camphor 2 parts and spirit of rosemary 1 part, has been used as a prompt vesicant, under the name of *Granville's Lotion*. A piece of flannel, saturated with the liniment, is applied to the skin, which it will generally blister in from three to ten minutes. *Gondret's Vesicating Ointment* is made

by melting together 2 parts of expressed oil of almond and 32 parts of lard, and adding to this mixture 17 parts of stronger water of ammonia; it will vesicate in ten minutes. Ammonia is applied locally as an antidote to the poison of venomous reptiles and insects.

## SUPPURANTS.

## OLEUM TIGLII—CROTON OIL.

CROTON OIL (*vide* p. 306), when rubbed on the skin, produces rubefaction, accompanied by a pustular eruption. It is used as an application to the throat and chest in sub-acute or chronic laryngeal and bronchial affections, and to rheumatic joints. It may be applied undiluted, or mixed with one, two or three parts of olive oil or oil of turpentine, according to the susceptibility of the skin.

## UNGUENTUM ANTIMONII—ANTIMONIAL OINTMENT.

This ointment consists of 1 part of antimonium and potassium tartrate mixed with 4 parts of lard. The peculiar eruptive effects of tartar emetic have been already noticed (p. 228 and 231). It may be used in the form of ointment or solution, in the same cases as croton oil, but it is a more painful and permanent application.

## ESCHAROTICS.

ESCHAROTICS (from *εσχαρα*, an *eschar*), called also *Cauterants*, are medicines which destroy the structure and vitality of the parts to which they are applied. The *eschar* which their application produces is followed by inflammation and suppuration of the surrounding tissues, by which the slough is separated from the living parts.

They are employed—1. To effect the destruction of morbid growths, warts, condylomata, polypi, fungous granulations, etc.

2. To decompose the virus of rabid and venomous animals, and of chancres and malignant pustules, and to prevent their absorption. 3. For the cure of violent inflammation, by their *substitutive* action, as when they are applied to the mucous or cutaneous surfaces, in gonorrhœal ophthalmia, erysipelas, poisoned parts, carbuncles, etc. 4. To stimulate indolent sinuses, ulcers, etc., where their influence is also of a *substitutive* character. 5. To open abscesses; though for the opening of abscesses of internal viscera, as of the liver, the method of *aspiration* is to be preferred. 6. To form issues. 7. To remove morbid heterologous growths, as lupus, cancer, etc.

ARGENTI NITRAS FUSUS—FUSED SILVER NITRATE.

*Lunar Caustic* (described at length p. 164–166) is the most commonly employed of the caustics. It has the advantage of not liquefying when applied, and its action is therefore confined to the parts with which it is brought in contact, and is superficial. It is used to remove fungous granulations in wounds and ulcers, to destroy warts, to alter the action of indolent ulcers, sinuses, and fistulæ, to subdue the inflammatory action of paronychia, erythema, etc., to arrest the progress of erysipelas and cancrum oris, to cut short variolous pustules, to cure skin diseases by a substitutive action, and in inflammations of mucous membranes. In dilutions of various strengths it is resorted to in every variety of inflammation of the mucous membranes; when a full impression is desired, a solution of gr. xx–xxx in distilled water f ʒj may be employed; for ordinary purposes, gr. ij to water f ʒj. The *diluted silver nitrate* (*vide* p. 166) is also used externally.

POTASSA.

*Caustic Potassa* is prepared by the rapid evaporation of *Solution of Potassa* (*vide* p. 394) with heat. While in the state of fusion, it is received into cylindrical iron moulds, and it occurs in the form of sticks, of a brownish, grayish or bluish colour,

a fibrous fracture, the odour of slacking lime, and a caustic, urinous taste. It dissolves in alcohol and in less than its weight of water, and attracts both moisture and carbonic acid rapidly from the air. It is more or less impure as found in the shops. By digestion in alcohol it is freed from impurities insoluble in this menstruum (as the potassium carbonates), and it may be afterwards obtained quite white and pure by evaporation; it is then termed *alcoholic potassa*. The potassa of the shops is a *hydrate*, consisting of the elements of water and potassa.

*Effects and Uses.*—It is the most powerful known escharotic, and differs from lunar caustic in extending its action to a considerable depth beneath the surface to which it is applied. It is used chiefly to form issues, to destroy the virus of chancres and of malignant pustules and that from the bites of venomous reptiles and rabid animals, and sometimes also to arrest the sloughing of carbuncles, and, from its deep-reaching action, it is preferred to lunar caustic in these cases; applied to the cutaneous surface, in cases of phlegmon, threatened carbuncle, etc., it will sometimes avert the progress of inflammation. It is a good application in cases of rodent ulcer, the superficial forms of epithelioma generally, and in lupus, the diseased tissue having been removed with the knife as thoroughly as possible previous to the application of the caustic. When it is applied to the skin, this should be covered with linen spread with adhesive plaster, having a hole the size of the spot to be cauterized. A solution (ʒjss to fʒij of water) is used as a *rube-facient*.

POTASSA CUM CALCE (*Potassa with Lime*) is prepared by rubbing up equal parts of potassa and lime. It is a grayish-white powder, which is sometimes made into a paste with a little alcohol, and is termed *Vienna Paste*; it has been also formed into sticks. The presence of lime renders this a milder, less deliquescent and more manageable caustic than potassa; it is a favourite application to chancres.

## S O D A.

*Caustic Soda* is prepared by the rapid evaporation of *Solution of Soda* (*vide* p. 395) until ebullition ceases and the soda melts; when it has congealed, it is broken into grayish-white, opaque, brittle fragments, which are very corrosive, very soluble in water, soluble in alcohol, and deliquescent, though, unlike potassa, it does not become permanently liquid, but after a time effloresces. It is employed for the same cauterant purposes as potassa, than which it is somewhat milder in action. *London Paste* is made by rubbing up equal parts of soda and lime.

## ACIDUM CHROMICUM—CHROMIC ACID.

Chromic Acid ( $\text{CrO}_3$ ) is obtained by the reaction of sulphuric acid upon a solution of potassium bichromate. It is properly *chromic anhydride*, and occurs in the form of anhydrous, deep-red, needleform crystals, of an acid, metallic taste; they are deliquescent, and very soluble in water, with which they form an orange-yellow solution.

*Effects and Uses.*—This is an *escharotic* of great power, decomposing the tissues by its rapid oxidizing action. Used in the form of paste, or solution more or less diluted, it is a most efficacious application to lupus, morbid growths and excrescences, as syphilitic condylomata, etc. It gives less pain than other caustics; but it is to be used with caution, especially near delicate parts like the eye, as its action is deeply penetrating. The solution may be made of the strength of from 100 grains up to a troyounce to a fluidounce of water; and is to be applied by means of a pencil or glass rod. Solutions of chromic acid in glycerin, which have been used, are liable to explode if the reagents are mixed too quickly; the glycerin should be added drop by drop.

## ACIDUM ARSENIOSUM—ARSENIOS ACID.

This is a powerful *escharotic* (*vide* p. 378), and is occasionally applied in lupus, onychia maligna, cancerous ulcers, and

to change the action of indolent sinuses ; but its use is attended with danger. When used, it should be applied freely, as a large amount causes such rapid death of the tissues that absorption is rendered impossible. It may be diluted with one or more parts of sulphur.

## BROMUM—BROMINE.

Bromine is an elementary body, bearing close chemical affinities to iodine. It is a constituent of sea-water and of many mineral springs. In Europe it is obtained principally from the mother liquors of the salt mines of Stassfurt, in Germany; in this country, from saline springs in western Pennsylvania, Ohio and West Virginia, in which it exists as magnesian bromide. It is a volatile, dark-red liquid (sp. gr. 3), of a caustic taste and a strong, disagreeable smell, sparingly soluble in water, more soluble in alcohol, and still more so in ether. Its *effects on the system*, considered chemically, are similar to those of chlorine. It decomposes hydrogen compounds, forming hydrobromic acid, and separating the elements combined with the hydrogen; hence it is a deodorant and disinfectant. On account of these properties, and because it is a liquid, it is a severe, rapid and thorough caustic. The vapour is intensely irritant to the mucous membrane, causing, when inhaled in sufficient quantity, laryngitis, bronchitis and pneumonia. In the stomach it is a corrosive poison. In acute coryza, chronic nasal catarrh, ozena and hay asthma, a small quantity of a solution (ʒss) in alcohol (ʒjv) may be inhaled from a wide-mouthed vial with good result (Bartholow).

Locally, in hospital gangrene, after removing the slough, it is the best escharotic. It is also used as a caustic in chancre and various forms of cancer, especially carcinoma uteri.

## ZINCI CHLORIDUM—ZINC CHLORIDE.

This is also a powerful escharotic (*vide* p. 163); and, in addition to its corrosive properties, it appears to exercise a greater

influence over the vital action of neighbouring parts than some of the other caustics. The separation of its eschar leaves very healthy and vigorous granulations, and it is one of the best applications that can be made to intractable, indolent ulcers and sinuses. It will cure lupus.

LIQUOR HYDRARGYRI NITRATIS—SOLUTION OF  
MERCURIC NITRATE.

This preparation (*vide* p. 367), termed also the *acid* nitrate of mercury, is a valuable caustic application to malignant ulcers, hospital gangrene, chancre, etc.

HYDRARGYRI CHLORIDUM CORROSIVUM — CORROS-  
IVE CHLORIDE OF MERCURY.

*Corrosive Sublimate* is more frequently used as a stimulant wash than as a caustic. For its properties, uses and modes of application, see p. 362.

POTASSII BICHROMAS — POTASSIUM BICHROMATE.

This salt, already noticed under the head of alteratives (*vide* p. 391), is a good caustic application, in saturated solution or in powder, to syphilitic and other vegetations.

ACIDA MINERALIA — MINERAL ACIDS.

The mineral acids (*vide* p. 168) are powerful escharotics, but are inconvenient for many uses, on account of the extension of their action beyond the point of application. On the other hand they can be made to reach the bottoms of sinuses and fistulæ, which are inaccessible to the solid caustics. Nitric acid, for such purposes, has no equal in the list of escharotics; it is used also to destroy warts. Properly diluted, the mineral acids are employed in injections, gargles, etc.; and in the form of ointment, in skin diseases.

COPPER SULPHATE (*vide* p. 160) and ALUM (*vide* p. 191)

are mild escharotics, but are used chiefly to remove fungous granulations in ulcers. The *actual cautery* and *moxa* have been alluded to under the head of HEAT (*vide* p. 24).

Under this head may be considered *sapo viridis* and *chrysarobin*, two remedies which, although not used as escharotics, are applied to the skin in certain of its diseases for their local irritant effect. The former has decided caustic properties, due to the potassa which it contains.

SAPO VIRIDIS—GREEN SOAP—is a soft greenish, jelly-like soap, prepared from potassa and the fixed oils, very soluble in water and alcohol. Like all soaps, especially soft soaps, it is a caustic, and was introduced into medical practice by Professor von Hebra in the treatment of various cutaneous affections, especially of the scaly variety. It is useful to remove the infiltrated patches of eczema rubrum, and for this purpose should be well rubbed in with a piece of flannel until all traces of the soap have disappeared, when the flannel is wet with water and the rubbing again performed; the surface should be then washed with clean water and carefully dried, when it will be found red and angry-looking, with here and there a minute point from which serum is oozing. Between the applications ointments are to be applied. Sapo viridis is also much used to remove scales and crusts, as in psoriasis, seborrhœa, etc., and in various other skin affections.

*Tinctura saponis viridis* (*tincture of green soap*) consists of 65 per cent. of green soap and 2 per cent. of oil of lavender dissolved in alcohol. It is milder in its action than green soap, and is used to fulfill the same indications.

CHRYSAROBINUM—CHRYSAROBIN, often improperly called *Chrysophanic Acid*—consists of a MIXTURE OF PRINCIPLES extracted from araroba or goa-powder, a substance found in the clefts of *Andira araroba* (*Nat. Ord. Leguminosæ*). It has also been obtained from different species of rhubarb. It is an orange-yellow powder, crystallizing in needles, insoluble in water, only slightly soluble in alcohol, and possesses neither taste nor smell.

*Effects and Uses.*—When applied locally, it is an irritant to the skin, causing irritation and inflammation accompanied with swelling, itching, pain, heat and sometimes a papular eruption, especially when applied about the head and face. The action is not always limited to the part to which it is applied, but extends to the healthy skin in the vicinity. Observers do not agree respecting the internal effects of this drug. It is principally used as an external application in cases of skin disease due to vegetable parasites, and in psoriasis, in which disease the scabs soon disappear and the patches become white under its use. It stains the skin yellow, and should never be applied to the head or face on account of the liability to swelling and œdema of the eyelids. It has also been used internally. An *ointment* made by rubbing 10 parts of crys-robin with 90 parts of benzoinated lard is officinal.

#### ORDER III.—DEMULCENTS.

Demulcents, or *Lenitives*, are medicines which *soften* and relax the tissues, and, when applied to irritated or inflamed surfaces, diminish heat, tension and pain. They consist chiefly of gum or mucilage, or of a mixture of these with saccharine and farinaceous substances, and form with water viscid solutions. Their constitutional effects are principally nutritive, though perhaps, to some extent, they relieve irritation in distant organs by modifying the acidity of the secretions. Demulcent solutions are administered internally—1. To sheathe and protect the gastro-enteric surface from the injurious effects of irritating substances, particularly acrid poisons. 2. To relieve irritation and inflammation of the alimentary canal, as in gastritis, enteritis, diarrhœa and dysentery; and for this purpose they may be administered by either the mouth or rectum. 3. In catarrhal affections, in which they are probably useful in part by the transmission of their lubricating and soothing effects on the fauces and œsophagus by reflex action to the laryngeal and bronchial membranes, and in part by modifying the acidity of expectorated matters. 4. In affec-

tions of the urinary passages, as ardor urinæ, cystitis, etc., and in these cases they act chiefly by diminishing the acidity of the secretions. 5. As agreeable drinks, to quench thirst and promote the action of the secreting and exhaling organs in febrile affections. Their effects in these cases are owing partly to the water which they contain, to which they are added merely for the sake of flavour, and partly also to the nutrient which they furnish. When administered with the object of increasing the proportion of the fluid parts of the blood, demulcents are termed *Diluents*. 6. As light diet for the sick. 7. For pharmaceutical purposes, to suspend substances insoluble in water, etc.

*Externally*, mucilaginous solutions are employed extensively to relieve the heat, swelling and pain of inflammation, wounds, burns, etc.; to hasten suppuration where inflammation is too far advanced for resolution; to cleanse foul and scabby ulcers; to promote suppuration from granulating surfaces, etc., etc. Mucilaginous and amylaceous substances are applied to inflamed and ulcerated parts, mixed with water so as to form soft masses, termed *cataplasms* or *poultices*. These are useful vehicles of heat and moisture to the skin, and are used also as local applications in rheumatism and gout, and for the relief of internal inflammation, as when applied to the chest and abdomen in pleurisy, bronchitis, peritonitis, dysentery, etc. Applied externally, this class of medicines is termed *Emollients*.

## AQUA — WATER.

Water has important medicinal as well as pharmaceutical uses. The Pharmacopœia directs it to be employed in the *purest attainable state*, which is rain or snow water; for pharmaceutical purposes, *distilled water* (*aqua destillata*) should be used. Pure water is a transparent liquid, without colour, taste or smell; but owing to its extensive solvent powers, in the natural state it is more or less contaminated with foreign matters. It is now considered to be a compound by volume of 2 atoms of hydrogen and 1 of oxygen ( $H_2O$ ).

*Effects and Uses.*—Water is necessary for the solution and digestion of our food; in either insufficient or excessive amount it may prove injurious. Thus, without a proper supply of water, not only the absorption of soluble matters in the stomach is interfered with, but also the passage of undigested substances into the intestines; and besides, some articles, as sugar, do not undergo the fermentation necessary for digestion. On the other hand, an excess of water taken into the stomach impairs digestion by over-dilution of the gastric juice, and will occasion the acetous fermentation of saccharine articles. Water is eliminated from the system by the intestines, skin and lungs, but chiefly by the kidneys; and it is believed, in large amounts, to increase not only the water, but the solid constituents, of the urine; hence its use as a diuretic. As it promotes both the metamorphosis and construction of tissue, it may produce a valuable alterative effect in morbid taints of the system, and prove a useful adjunct to more active eliminative agents. Water is the basis of all drinks administered to relieve the thirst of fever and moderate the undue viscosity of the blood which is present in inflammation; it must not be permitted in excess, however, as undue amounts may produce nausea, flatulence, and even vomiting and diarrhœa. The uses of water, as an external agent, have been noticed under the head of *heat* and *cold*.

*Carbonic Acid Water* ( $H_2CO_3$ ). Water impregnated with a quantity of *carbonic acid* equal to five times the bulk of the water (which may be obtained from sodium bicarbonate or from marble, by means of diluted sulphuric acid) often proves useful in allaying nausea and vomiting, and is also a good vehicle for some of the neutral purgative salts which are of unpleasant taste. It is no longer officinal.

#### ACACIA—GUM ARABIC.

Gum arabic is a *gummy exudation* from *Acacia verek* and other species of acacia (*Nat. Ord.* Leguminosæ), thorny or prickly trees or shrubs of Africa and Arabia. The gum exudes either through natural cracks in the bark or through incisions

made to facilitate its exudation, and hardens on exposure. The most abundant yield is in the hot and dry weather, and is obtained from the sickliest trees. Several commercial varieties are known, as Turkey, Barbary, Senegal, India, etc., of which the most important are Turkey gum and Senegal gum. 1. *Turkey gum* (Kordofan gum) comes from the Levant or other parts of the Mediterranean, and is the kind usually found in the shops. It consists chiefly of small, irregular fragments, interspersed with larger pieces of a whitish colour, which is sometimes slightly tinged with yellow or reddish-yellow. It is lighter-coloured, more brittle, more readily soluble, and purer than other varieties, and is generally characterized by innumerable minute fissures pervading its substance. 2. *Senegal gum* comes from the western coast of Africa. It occurs in roundish or oval unbroken pieces, larger, less brittle, and breaking with a more conchoidal fracture than those of Turkey gum, sometimes whitish, but generally yellowish, reddish or brownish-red. 3. *Barbary gum* comes from Morocco; it is derived, in part at least, from *A. nilotica*, and consists of two kinds, one resembling the Turkey, the other the Senegal gum. 4. *India gum*, though brought from India, is collected on the north-eastern coast of Africa and in the ports of the Red Sea. It is in pieces of varying size, colour and quality, and is often contaminated with Bassora gum, which is insoluble in water. Gum is also imported into England from the Cape of Good Hope and from Australia. All the varieties are more or less transparent, hard, brittle and pulverizable, and form a white powder. They are inodorous, with a feeble, slightly sweetish taste, and when pure dissolve wholly in the mouth. When kept in a dry place they undergo no change by time.

*Chemical Constituents.*—Gum arabic consists almost wholly of a peculiar proximate principle, usually termed *Gum*, but latterly designated by chemists as *Arabin*. It is soluble in hot or cold water, forming a viscid solution called *mucilage*, and is insoluble in alcohol, ether and the oils. Alcohol precipitates gum from its aqueous solution; lead subacetate (which is a delicate test), lead nitrate and solution of iron chloride also

precipitate it from solution. *Arabin* (*gummic* or *arabic acid*) ( $C_{12}H_{22}O_{11}$ ) is combined with about 3 per cent. of lime, forming a soluble salt, calcium gummate. Gums of inferior transparency and solubility contain *bassorin*, an inert principle, insoluble in water and alcohol.

*Effects and Uses.*—Gum arabic is extensively employed, internally, as a demulcent in gastro-enteric inflammation, diarrhoea, dysentery, cases of acrid poisoning, etc.; as a lubricant to the fauces in catarrhal affections, and also as a vehicle for anodynes and expectorants in cough mixtures; and as a diluent in fevers and inflammatory cases. It is not now considered to be digestible, and can scarcely rank (as formerly supposed) with nutrients. It is usually administered in solution (℥i to boiling water Oj, to be given when cool); in cases of irritation of the fauces it may be taken into the mouth and allowed slowly to dissolve. For pharmaceutical purposes gum arabic is much used to suspend insoluble substances in water, and in making pills and lozenges. *Mucilago acaciæ* (*mucilage of gum arabic*) is used in making pills, emulsions, etc.; it becomes sour by keeping. *Syrupus acaciæ* (*syrup of gum arabic*) (25 per cent. of mucilage of acacia mixed with 75 per cent. of syrup) is used for the same purpose. *Mistura amygdalæ* (*almond mixture*) is made by dissolving a mixture of 6 parts of *blanched* sweet almonds, 1 part of gum arabic and 3 parts of sugar in 100 parts of distilled water; it is a pleasant demulcent and vehicle for other medicines. By dissolving equal parts of sugar and gum arabic in water and evaporating, an agreeable demulcent is obtained, known as *gum pectoral*, which is sold as an imitation of *jujube paste*.

#### TRAGACANTHA—TRAGACANTH.

This is a GUMMY EXUDATION from *Astragalus gummifer* and other species of *astragalus* (*Nat. Ord.* Leguminosæ). They are small shrubs found in Persia, Asia Minor and countries bordering on the Levant, with numerous branches covered with imbricated scales and beset with spines. *Tragacanth* exudes

spontaneously in the hot weather, and hardens, as it exudes, in forms of various shapes. It occurs in irregular tortuous flakes or filaments, of a whitish or yellowish-white, or occasionally a slightly reddish colour, somewhat translucent, resembling horn in appearance. It is hard and fragile, but very difficult of pulverization, and has no smell and very little taste. When heated with water it swells and forms a paste, and if agitated with an additional quantity it forms a uniform mixture, from which it is, however, almost entirely deposited upon standing a day or two. It contains two constituents, one soluble in water, resembling *arabin*, but not identical with it, combined with calcium, the other termed *tragacanthin* ( $C_{12}H_{20}O_{10}$ ).

*Effects and Uses.*—Tragacanth is seldom given internally, on account of its difficult solubility. It is useful in suspending heavy insoluble powders, and answers better than gum arabic to impart consistence to lozenges. *Mucilago tragacanthæ* (*mucilage of tragacanth*)—tragacanth 6 per cent. with glycerin 18 per cent. in water—is used in making pills and troches, and for the suspension of heavy insoluble metallic substances.

#### LINUM — FLAXSEED.

This is the SEED of *Linum usitatissimum*, or Common Flax (*Nat. Ord. Linaceæ*), an annual plant, of the height of two feet, originally a native of eastern countries, but naturalized in Europe, and cultivated in all parts of the world. The SEED and OIL are both officinal. The seeds are about a line in length, oval, smooth and glossy, of a brown colour externally and yellowish-white within; a variety of flax is cultivated in Ohio, the seeds of which are greenish-yellow. Flaxseeds are inodorous, and have an oily, mucilaginous taste. They contain 30 or 35 per cent. of *fixed oil*, a large proportion of *mucilaginous matter*, *vegetable albumen*, and various other ingredients; the mucilaginous matter, which is found chiefly in the husks of the seeds, consists, about one-half, of a principle soluble in cold water, resembling *arabin*, and about one-third, of a principle insoluble in water. The *oil* (*oleum lini* or *linseed oil*) is

obtained by expression from the interior part of the seeds; it is laxative in the dose of fʒj–ij, but it is chiefly used externally, mixed with an equal amount of lime-water, as in the *old* "carron oil."

*Effects and Uses.*—Decoction is an improper mode of preparing a demulcent solution of flaxseed, as boiling extracts part of the oil; but it answers very well when it is used as a laxative enema. *Ground flaxseed* forms a much-used emollient *poultice*, which is prepared by adding the meal to boiling water, constantly stirring, until it makes a thin and smooth dough. The cake, remaining after the expression of the oil, retains the mucilaginous and albuminous constituents of the seed, and forms a food for cattle, under the name of *oil-cake*. This is used for making poultices, but it is inferior to the meal made from the seeds which have not been deprived of their oil.

#### OLEUM GOSSYPII SEMINIS—COTTON-SEED OIL.

This is a FIXED OIL EXPRESSED from the SEED of *Gossypium herbaceum* (*vide* p. 248) and other species of *gossypium*. It is subsequently purified by being bleached with alkalies and with sulphuric acid, and is finally obtained as a clear, pale-yellow oily liquid, without odour and having a bland, nut-like taste. It contains *olein* and *palmitin*. It is very bland, and may be used as a substitute for almond or olive oil. It is used externally as an ingredient of *linimentum ammoniæ* (*vide* p. 423), *linimentum calcis* (*vide* p. 401), *linimentum camphoræ* (*vide* p. 98) and *linimentum plumbi subacetatis* (*vide* p. 189).

#### ULMUS—SLIPPERY-ELM BARK.

This is the INNER BARK of *Ulmus fulva*, or Slippery Elm (*Nat. Ord.* Urticaceæ), a lofty indigenous tree which is found throughout the United States north of Carolina, and grows most abundantly west of the Allegheny Mountains. The inner bark is prepared for use by the removal of the epidermis; it is

found in the shops in long flat pieces, of a fibrous texture, tawny on the outer surface and reddish on the inner, of a peculiar but not unpleasant smell and a very mucilaginous taste. It affords a light grayish, fawn-coloured powder. A large quantity of *mucilaginous matter* is contained in it, which is yielded readily to water, also some *tannic acid*. Much of the bark lately brought into the market is inferior, containing but little mucilage; it is less fibrous and more brittle than the genuine bark.

*Effects and Uses.*—Slippery-elm bark is a valuable demulcent, extensively and advantageously employed in dysentery, diarrhœa, genito-urinary diseases, catarrhs, etc. It is also highly nutritious. Externally it is an excellent emollient application, in the form either of infusion or of poultice made with the powder. It has been also recommended for the dilatation of strictures and fistulæ, and, made into a spongy mass, as a tent to dilate the os uteri. The infusion—*mucilago ulmi* (*mucilage of slippery-elm bark*) (ʒj to boiling water Oj)—may be used *ad libitum*.

#### SASSAFRAS MEDULLA—SASSAFRAS PITH.

Sassafras pith is the PITH of the stems of *Sassafras officinale* (*vide p. 317*). It occurs in light, spongy, whitish, slender, cylindrical pieces, of a mucilaginous taste. It abounds in a gummy matter, which it yields readily to water, forming a limpid, viscid mucilage. This *mucilage* (ʒj to boiling water Oss) is a pleasant demulcent drink in dyspeptic, nephritic and catarrhal affections, and is much used as a soothing application in ophthalmia.

#### ALTHÆA—MARSHMALLOW.

The ROOT of *Althæa officinalis* (*Nat. Ord. Malvaceæ*), an herbaceous European plant, occasionally found, too, on the borders of salt marshes in our own country, with ovate, soft, velvety, crenate leaves and pretty flesh-coloured flowers, is

much used in Europe as a demulcent. The roots of other Malvaceæ are often substituted for those of the officinal roots. These are imported in pieces, three or four inches in length, of nearly the thickness of the finger, light, easily broken, white externally, of a peculiar faint smell and a mild, mucilaginous, sweetish taste. The chief constituents of marshmallow are mucilage and starch, the former soluble in cold water, the latter requiring boiling water. It contains also *asparagin* ( $C_4H_8N_2O_3, H_2O$ ), a crystalline principle found in asparagus shoots and other plants.

*Uses.*—*Marshmallow decoction* is employed as a demulcent in inflammatory and irritated conditions of the mucous membranes of the respiratory, digestive and urinary organs, and poultices made of the bruised or powdered root are used externally. The *syrup* is the only officinal preparation.

#### OLEUM SESAMI—OIL OF BENNE.

This is a FIXED OIL EXPRESSED from the SEED of *Sesamum indicum* (*Nat. Ord.* Pedaliaceæ), an annual plant, growing to the height of four or five feet, with ovate-lanceolate, lobed leaves, reddish-white axillary flowers, and an oblong capsule containing small oval yellowish seeds. It is a native of India, but is now raised throughout Asia and in Egypt and Italy, also in South Carolina and in the neighbourhood of Philadelphia. The seed contains a FIXED OIL, and the leaves yield to cold water a large quantity of mucilage resembling that of sassafras pith. This is a highly-esteemed demulcent drink, used in cholera infantum and infantile bowel complaints. The seeds are eaten as food by the negroes in Carolina, in broths, puddings, etc. The OIL, which is inodorous, of a bland, sweetish taste, and keeps well, may be used internally or externally as a substitute for olive oil.

#### CYDONIUM—QUINCE-SEED.

This is the SEED of *Cydonia vulgaris* (*Nat. Ord.* Rosaceæ), a native of Europe, but cultivated in the United States for the

fruit. The seeds are ovate, angular, reddish-brown externally, white within, inodorous, insipid and abound in mucilage. They are used externally, in solution (*mucilago cydonii*), two drachms to a pint of boiling water.

## GLYCYRRHIZA—LIQUORICE ROOT.

This is the ROOT of *Glycyrrhiza glabra* (*Nat. Ord.* Leguminosæ), a small herbaceous perennial plant, of the countries around the Mediterranean. It is imported from Sicily and Spain; and a portion of the Sicilian root is said to be the product of *G. echinata*. As found in the shops liquorice root is in long wrinkled pieces, often worm-eaten, varying from a few lines to more than an inch in thickness, externally grayish-brown, internally yellowish, without smell, and of a sweet, mucilaginous, sometimes slightly acrid taste. The best pieces are of the brightest yellow internally. The powder is grayish-yellow, or, if it is powdered with the epidermis removed, pale sulphur-yellow. The Russian liquorice of commerce is said to be derived chiefly from *G. glandulifera*; the root has a reddish tint and a scurfy surface, which distinguish it from the smoother one of *G. glabra*. The constituents of liquorice root are, a peculiar transparent yellow, uncrystallizable sugar, termed *glycyrrhizin* ( $C_{16}H_{24}O_6$ ) (which is scarcely soluble in cold water, but soluble in boiling water and alcohol, and is a glucoside, splitting up, when warmed with a dilute acid or upon being boiled, into glycyrretin and sugar), *starch*, *asparagin*, an acrid *resin*, etc.

*Effects and Uses.*—A decoction of liquorice root (a troy-ounce boiled for a few minutes in water Oj) is a useful demulcent in dysenteric, catarrhal and nephritic affections; it is also added to decoctions of acrid substances, to cover their taste and acidity. It should be made of the root *deprived of its cortical part*, which is acrid and without demulcent virtues; by long boiling the acrid resin is extracted. The powder is used in making pills (see p. 33). A *fluid extract* is officinal, and is a useful addendum to cough mixtures and to disguise the taste of ammonium carbonate or chloride.

GLYCYRRHIZINUM AMMONIATUM (*Ammoniated Glycyrrhizin*) is prepared by macerating and then percolating liquorice root with water of ammonia, precipitating with sulphuric acid, washing the precipitate and dissolving in water of ammonia and spreading on glass plates to dry. It may be used for the same purposes as the other preparations.

EXTRACTUM GLYCYRRHIZÆ (*Liquorice*) is made by the evaporation of a decoction of the half-dried root. It comes to this country chiefly from Leghorn and Messina, and in part, also, from Spain; good liquorice is prepared, too, in New York and England. *Crude liquorice*, when good, occurs in black, flattened, cylindrical rolls, about an inch in diameter, which are dry, brittle, with a shining fracture, of a very sweet, peculiar, slightly acrid taste, and are quite soluble in water. It is, however, much sophisticated, and for internal use is generally *refined* by dissolving the impure extract in water and water of ammonia, without ebullition, straining the solution and evaporating; sugar is often mixed with it, and sometimes mucilage or glue. *Refined liquorice (extractum glycyrrhizæ purum)* is in small cylindrical pieces, not thicker than a pipe-stem. Liquorice is a pleasant demulcent, much used as an addition to cough mixtures and lozenges and to acrid infusions and decoctions. *Mistura glycyrrhizæ composita (compound mixture of liquorice)*, commonly called *brown mixture*, consists of pure liquorice, gum arabic, sugar, each half a troyounce; paregoric, fʒij; antimonial wine, fʒj; sweet spirit of nitre, fʒss; water, fʒxij; dose fʒss. Liquorice enters into the composition of several *troches* already noticed.

#### CETRARIA—ICELAND MOSS.

*Cetraria islandica*, or Iceland Moss (*Nat. Ord. Lichenes*), is a foliaceous, erect lichen, from two to four inches high, found in the northern latitudes and mountainous districts of the new and old continents. It is obtained principally from Norway and Iceland, but is said to be abundant also in New England. As found in the shops it consists of irregularly-

lobed and channelled coriaceous leaves, fringed at their edges with rigid hairs, of a brownish or grayish-white colour, darker on the upper surface, and sometimes marked with blood-red spots. It is almost odourless, and has a bitter, mucilaginous taste; its powder is whitish-gray. It gives up its virtues to boiling water, and consists chiefly of a kind of amylaceous matter (which is coloured blue by iodine, and is termed *lichenin*— $C_{12}H_{20}O_{10}$ ), and a bitter principle termed *cetrarin* or *cetraric acid* ( $C_{15}H_{16}O_8$ ); it contains, besides, other principles.

*Effects and Uses.*—Iceland moss is a demulcent tonic, and is also highly nutritious. It is adapted to cases requiring a light aliment combined with a mild and acceptable tonic; and from its demulcent properties has a soothing influence in inflammations of the various mucous membranes. It is chiefly used in chronic affections of the pulmonary and digestive organs, in the form of *decoction* (*decoctum cetrariæ*), which may be taken *ad libitum*. By maceration in water or a weak alkaline solution, Iceland moss may be deprived of its bitter principle; and it is then used as a mild nutritive demulcent.

#### CHONDRUS—IRISH MOSS.

*Chondrus crispus*, Carrageen or Irish Moss (*Nat. Ord. Algæ*) is a marine alga found chiefly on the west coast of Ireland, and also on the coast of New England; it is prepared for use by washing, bleaching and drying. It is also prepared from *Chondrus mammilosus*. As found in the shops it consists of fronds from two to three or four inches long, mostly yellowish or dirty-white, but intermixed with purplish-red portions, nearly inodorous, and of a mucilaginous taste. It swells up in warm water, and is almost entirely dissolved when boiled. Its chief constituent is a peculiar mucilaginous principle, for which the term *Carrageenin* has been proposed; and it contains also some mucus, resins, etc.

*Effects and Uses.*—It is a very agreeable nutritive demulcent, useful in bowel complaints and pectoral affections. It may be given in the form of *decoction* (half a troyounce to

water Ojss boiled to Oj) flavoured with lemon juice and sugar; or it may be made with milk or cream into *blanc-mange*, which forms an excellent light diet for the sick. By saturating two superimposed layers of wadding with a solution of chondrus, and drying them in a stove after they have been submitted to strong pressure, a sheet of the consistence of cardboard is produced, which, when soaked in hot water, makes an excellent *poultice*.

## AMYLUM — STARCH.

This term is applied by the Pharmacopœia to the FECULA of the SEED of *Triticum vulgare*, the well-known wheat (*Nat. Ord. Graminaceæ*). It is a proximate principle, however, which pervades the vegetable kingdom, being found in various parts of plants, especially in seeds, tubers and bulbous roots. It is obtained by bringing the substances in which it exists to a state of minute division, agitating or washing them with cold water, straining or pouring off the liquid, and allowing it to stand until the fecula which it holds in suspension has subsided. It occurs as a white, opaque, odourless, tasteless powder, or in columnar masses of a crystalline aspect, and produces a peculiar sound when compressed between the fingers. It is insoluble in alcohol, ether and cold water. Examined under the microscope, starch is seen to consist of minute cells or granules, varying in size and shape in the different varieties of amylaceous substances. The *envelope* of these granules is insoluble in cold water, but is ruptured by heat, so that the interior portion is exposed and becomes dissolved; hence starch is said to be insoluble in cold, but soluble in boiling, water. Starch is  $C_6H_{10}O_5$ . By the action of heat, or by long boiling with diluted sulphuric or muriatic acid, it is converted into *dextrin*, an isomeric soluble principle, and by the same process this may be converted into grape sugar. The same change takes place in grains, after germination, through the agency of a nitrogenous principle termed *diastase*. The test for starch is iodine, which forms with starch-solution a rich blue iodide;

with bromine starch strikes an orange precipitate; nitric acid converts it into oxalic acid.

*Effects and Uses.*—The starchy or farinaceous articles form an important group of nutrients. Their assimilation is effected by the albuminous principles of the digestive tube (salivin, pancreatin, etc.), which change starch into grape sugar. This is converted in part into fatty tissue, and is partly fermented into lactic acid, which acts as a calefacient. Starch is used externally as a dusting powder to excoriated surfaces, as an emollient poultice, and in solution as a vehicle for laudanum as an enema. It is the antidote for iodine.

GLYCERITUM AMYLI (*Glycerite of Starch*) (*Plasma*) contains 10 per cent. of starch thoroughly mixed with glycerin and dissolved by the aid of heat. It is an excellent vehicle for astringent applications in ophthalmic surgery (Bartholow), and is an excellent application to allay the heat, burning and itching of the skin in scarlatina and small-pox; in the latter it is particularly pleasant to the patient, and has as much effect in preventing pitting as any other application (H. M.). It is used as a substitute for ointments, and is a good excipient for pills. *Amylum iodatum* (*iodized starch*) has been already spoken of (*vide* p. 371).

ICHTHYOCOLLA (*Isinglass*), prepared from the swimming bladder of *Acipenser huso* (the sturgeon) and of other fishes, is the purest form of gelatin. *Court plaster* is made by coating oiled silk with a solution of isinglass. *Gelatin* is also used as an article of diet, and is employed in pharmacy to make capsules for the administration of disagreeable liquid medicines, and as a coating for pills.

For *external use*, the ANIMAL FATS are employed as *emollients*.

ADEPS (*Lard*) is the PREPARED FAT of *Sus scrofa* (the hog); the internal fat of the abdomen is preferred, which is washed, melted and strained. Below the temperature of 90° it occurs as a soft, white solid, which for medicinal use should be free

from saline matter. It consists of olein and stearin. It is used in pharmacy as an addition to poultices, and as an inunction in the exanthemata, particularly scarlatina. *Cerate* (*ceratum*) is made by melting together 7 parts of lard and 3 parts of white wax. *Unguentum* (*ointment*) is made by melting together 4 parts of lard and 1 part of yellow wax. *Lard oil* (the olein of lard) is a good vehicle for anodyne enemata.

*Adeps benzoïnatus* (*benzoïnated lard*), formerly termed *benzoïnated ointment*, consists of benzoin 2 parts in 100 parts of lard.

SEVUM (*Suet*) is the PREPARED FAT of *Ovis aries* (the sheep). It is composed almost exclusively of stearin, but also contains some palmitin, olein and hircin.

CETACEUM (*Spermaceti*) is a peculiar CONCRETE SUBSTANCE obtained from *Physeter macrocephalus* (the spermaceti whale). It consists almost entirely of *cetyl palmitate* ( $C_{16}H_{33}C_{16}H_{31}O_2$ ) or *cetine*, but recently has been shown to contain also *ethers of stearic, myristic and laurostearic acids*; and of the *alcohols lethal* ( $C_{12}H_{26}O$ ), *methal* ( $C_{14}H_{30}O$ ), *ethal* ( $C_{16}H_{34}$ ) and *stethal* ( $C_{18}H_{38}O$ ). *Spermaceti cerate* (*ceratum cetacei*) is made by melting together 10 parts of spermaceti and 35 parts of white wax, and then adding 55 parts of olive oil, previously heated. Ointment of rose-water (see p. 184) contains spermaceti.

CERA FLAVA (*Yellow Wax*) is a peculiar CONCRETE SUBSTANCE prepared by *Apis mellifica* (the honey bee).

CERA ALBA (*White Wax*) is yellow wax bleached. They are used chiefly in making cerates, ointments and plasters.

• ACIDUM OLEICUM—OLEIC ACID.

Oleic acid ( $HC_{18}H_{33}O_2$ ) exists in nature combined with glycerin as olein. It is obtained in an impure state as a

secondary product at stearin candle manufactories. To purify the acid, it is cooled to 14° F. and expressed; the solid portion melted and treated with lead protoxide; the lead oleate is dissolved out by ether, decanted, and shaken with hydrochloric acid, which decomposes it; the ethereal layer is decanted and evaporated. The oleic acid thus obtained is still contaminated with a little oxyoleic acid, which is difficult to separate. Oleic acid is a yellowish oily liquid, which becomes brownish and rancid by exposure to the air, without smell or taste, soluble in alcohol, ether and cold sulphuric acid, but insoluble in water. The oleates of the alkaline metals are soft soluble soaps; those of the earthy metals are insoluble in water, but soluble in alcohol and ether.

Oleic acid is used principally in preparing the *oleates of veratrine* (*vide* p. 222) and *of mercury* (*vide* p. 360).

OLEUM THEOBROMÆ—OIL OF THEOBROMA.

This oil, commonly known as *Butter of Cacao*, is the FIXED OIL EXPRESSED from the SEED of *Theobroma cacao* (*Nat. Ord.* Sterculiaceæ), a handsome tree, from twelve to twenty feet in height, growing in Mexico, the West Indies, Central America and South America. The fruit is an ovate-oblong capsule or berry, half a foot in length, with a thick, coriaceous, ligneous rind, inclosing a whitish pulp, in which numerous ovate seeds are embedded, about the size of an almond. Separated from the matter in which they are enveloped, these constitute the *chocolate-nuts* of commerce (see p. 116). They contain FIXED OIL (*cacao butter*), *theobromia*, and other matters. *Theobromia* is a nitrogenous alkaloid, analogous to caffeine. *Cacao butter* is obtained by expression, decoction or the action of a solvent. It occurs in whitish or yellowish oblong cakes, of the consistence of tallow and of an agreeable odour and taste. It contains a large proportion of stearin, also palmitin and olein. It is used in pharmacy for coating pills, and also largely in preparing suppositories, for which it is well adapted from its consistence and blandness.

## GLYCERINUM—GLYCERIN.

This is a substance which exists in oils in combination with the fatty acids (stearic, margaric, oleic, etc.), and is liberated from them when they unite with bases in the process of saponification. It was first obtained in the process for making lead plaster, by mixing litharge (lead protoxide) with olive oil and boiling water, by which the fatty acid unites with the lead and is precipitated, and the glycerin remains in solution. It is freed from any lead it may contain by means of a stream of sulphuretted hydrogen gas, and is afterwards filtered through animal charcoal; or, as it is now usually made more directly, by decomposing fats and distilling by steam under high pressure. Glycerin ( $C_3H_5,3HO$ ), or Glyceric Alcohol, is the hydrate of *Glyceril*, *Glycil*, or *Propenyl*, and is a triatomic alcohol. It is a thick, syrupy liquid, colourless or straw-coloured, unctuous to the touch, inodorous, and of a sharp, sweet taste. When pure its sp. gr. is 1.26, when it contains 95 per cent. of absolute glycerin; the Pharmacopœia directs its sp. gr. to be 1.25. It is soluble in oils, alcohol and water, but is insoluble in ether and chloroform, and does not evaporate when exposed to the air, but absorbs one half its weight of water. It has remarkable solvent properties, dissolving iodine, bromine, the alkalies, tannic and other vegetable acids, a large number of neutral salts, and many organic principles. Official solutions of medicinal substances in glycerin are termed *glycerites* (*glycerita*).

*Effects and Uses.*—Glycerin is a bland and unirritating substance. It has the capacity of diffusing itself freely over and through organic matter, incorporating itself between organic molecules, by which it is absorbed and appropriated. It has been used *internally* as a nutrient and demulcent, and has been deemed of value in cachectic, strumous and asthenic conditions in *children*, but the weight of opinion is against its efficacy as an alterative. It is as a *topical* application that it is chiefly employed. As an enema in dysentery, to soften hardened mucus in the air passages, in various cutaneous affections, in

diphtheria, in deafness attended with dryness of the meatus, and as a vehicle or solvent for active medicines, glycerin is a valuable article. Guzzo (Gaillard's Med. J., March, 1882) recommends the following treatment to prevent extensive cicatrization following burns: apply to the whole burned surface a piece of lint thickly spread with cold cream and covered with a compress two inches thick saturated with glycerin (freshly wet from three to six times a day; the whole dressing to be changed daily), and covered with a dry compress and bandage. This treatment failed in only one of fifty-two cases (Archiv. Dermat., Oct. 1882).

*Glyceritum amyli* (*glycerite of starch*) has been already considered (*vide* p. 451).

*Glyceritum vitelli* (*glycerite of yolk of eggs*) (*glyconin*) is made by mixing thoroughly 45 parts of fresh yolk of eggs with 55 parts of glycerin. It is a good vehicle for the administration of cod-liver oil, a few drops of some aromatic being added as a flavouring ingredient.

#### PETROLATUM—PETROLEUM OINTMENT.

Petrolatum is a mixture of hydrocarbons obtained by distilling the lighter and more volatile portions from American petroleum, and purifying the remainder. Mineral oils have been known from time immemorial, and were obtained by the ancients from Sicily, the Ionian Islands and Persia; later they were found in various parts of Europe, Asia and North America, but did not become an important article of commerce until 1859, when the first oil-well was sunk near Titusville, in Pennsylvania (Witthaus). Petrolatum is a yellowish, transparent, semi-solid fatty substance, melting at from 104° to 125° F., insoluble in water and cold alcohol, more so in boiling absolute alcohol; readily soluble in ether, chloroform, oil of turpentine, benzoin and the fixed and volatile oils. It consists principally of the hydrocarbons of the marsh-gas series. It has been introduced into the Pharmacopœia as a substitute for *vaseline*, *cosmoline*, and other copyrighted preparations, which

consist of mixtures of *paraffine* and the heavier petroleum oils, and, like them, possesses the advantage over the animal oils and fats of not becoming rancid.

*Effects and Uses.*—When taken internally, in large doses, petroleum is said to cause giddiness and oppression, with palpitation and headache. It seems to be well borne by the stomach, and causes no diarrhœa. It is principally used externally as an unguent in scarlet fever and cutaneous affections, and forms an admirable basis for other ointments. It is an excellent dressing for wounds. Dr. H. L. Byrd, of Baltimore (Medical Progress, Nov. 4, 1882), speaks highly of cosmoline, gr. viij—xv every two to four hours internally, and petroleum externally, in diphtheria and measles. The same treatment in whooping-cough lessens and loosens the mucus, mitigates the violence of the paroxysms of coughing and shortens the duration of the disease. He believes it acts by destroying germs, and that given internally twice daily it is a prophylactic in diphtheria and whooping-cough.

#### PYROXYLINUM—PYROXYLIN.

PYROXYLIN, or SOLUBLE GUN COTTON, is made by adding cotton to a mixture of nitric acid gradually added to sulphuric acid, and allowing it to macerate; it is to be washed first with cold water, and then with boiling water, and after being drained on filtering paper it is dried by means of a water-bath. Pyroxylin has the appearance of ordinary cotton, but is harsh to the touch. It is insoluble in water, nearly so in alcohol, but, when *freshly* prepared, it dissolves in ether, forming collodion; it is liable to *decomposition* if kept for some time.

#### COLLODIUM—COLLODION.

This is a solution of pyroxylin (4 per cent.) in stronger ether (70 per cent.) and stronger alcohol (26 per cent.). Collodion is a slightly opalescent, syrupy liquid, with a strong ethereal smell. By long standing it deposits a layer of fib-

rous matter, and becomes more transparent; this layer should be reincorporated by agitation before the collodion is used. When applied to the skin the solvent evaporates, and it forms a colourless, transparent, flexible and strongly contractile film. In this way it proves antiphlogistic by driving the blood away from a part, limiting effusion and promoting absorption, and at the same time acts as an admirable emollient by protecting an inflamed surface from the action of the air. It is a useful application to ulcers, fissures and skin diseases, and erysipelatous parts. Marked improvement has followed its daily use in that disfiguring keloid of the face which sometimes follows small-pox (H. M.). It is used also in surgery as a substitute for adhesive plaster, and in pharmacy as a vehicle for other medicines. *Iodized collodion* (a very good solution of iodine for external application) contains from ten to twenty grains of iodine in a fluidounce of collodion.

COLLODIUM FLEXILE (*Flexible Collodion*) is made by mixing 92 per cent. of collodion, 5 per cent. of Canada turpentine and 3 per cent. of castor oil. This is a softer, more pliable and more elastic preparation, useful in cases where the strongly contractile power of ordinary collodion is objectionable. It is a good application in eczema. Collodion, in all forms, is to be kept in well-stoppered bottles.

COLLODIUM STYPTICUM (*Styptic Collodion*) contains 20 per cent. of tannic acid, 5 per cent. of alcohol, 20 per cent. of stronger ether and 55 per cent. of collodion. It is an excellent styptic application.

LIQUOR GUTTA-PERCHÆ—SOLUTION OF GUTTA-PERCHA.

This is a solution of 9 per cent. of gutta-percha in 91 per cent. of purified chloroform. In preparing it lead carbonate is employed to free it from colouring matter. It is a clear, colourless or nearly colourless solution, and should be kept in well-stoppered glass vials. By the evaporation of the chloroform, this proves an admirable application to inflamed or

abraded parts, in skin affections, chaps, etc.; also an excellent protective coating to parts threatened with bed-sores or liable to excoriation.

LIQUOR SODII SILICATIS—SOLUTION OF SODIUM SILICATE.

This solution (commonly known as *Solution of Soluble Glass*) is made by fusing together fine sand and dried sodium carbonate, and dissolving the product in hot water. It is a semi-transparent, colourless, viscid liquid, without smell but having a sharp, alkaline taste, which, on drying, becomes a transparent glass-like mass. It has been used as a local application in erysipelas, but is chiefly used in making permanent dressings in the treatment of fracture. For this purpose it should be thoroughly applied to successive layers of the dressing to the part and allowed to harden.

SACCHARUM—SUGAR.

Sugar is a principle diffused through the vegetable world under many forms, all distinguished by a sweet taste. They are divided into two chief groups—*Cane Sugar* and *Grape Sugar*. Cane sugar is the product of *Saccharum officinarum* (*Nat. Ord. Graminaceæ*), a native of tropical countries, cultivated most successfully in the West Indies, and to some extent in Louisiana. It has a general resemblance to Indian corn. (Cane sugar is made also in France from the beet-root.) The juice of the sugar-cane is extracted by crushing and expressing the stalks; it is then boiled with quicklime, strained, and reduced by evaporation to a thick syrup, which is cooled and granulated in shallow vessels. *Raw sugar* is *refined* by the agency of animal charcoal. When pure, cane sugar is white, crystallized in translucent, double oblique prisms, very sweet, soluble in one-third its weight of water, in alcohol, but not in ether. At a heat of 320° F. it melts and cools into a glassy, amorphous mass, known as *barley sugar*; from a strong solution

it can be made to crystallize slowly upon a string as *rock candy*.

The uncrystallizable portion, which is drawn off in the granulation of sugar, is *molassès* or *treacle*, a dark, brownish-black syrupy liquid.

Grape sugar is the sugar of grapes and other acid fruits; it is also found in the liver and blood of mammalia, and in the urine of diabetes mellitus. It may be procured artificially by acting on starch with diluted sulphuric acid. It occurs as whitish or grayish-white, non-crystalline masses, or as a dense transparent syrup.

Cane sugar ( $C_{12}H_{22}O_{11}$ ) combines with alkalies to form saccharates. Grape sugar ( $C_6H_{12}O_6 \cdot H_2O$ ), when boiled with an alkali, is transformed into the acid of molasses, melassic acid; mixed with solution of potassa and a weak solution of cupric sulphate, it attracts oxygen, and causes the precipitation of a reddish cuprous oxide ( $Cu_2O$ ).

*Effects and Uses.*—Sugar, especially in the form of barley sugar, is an excellent demulcent to relieve catarrhal irritation; much of the cough-relieving action of cough-syrups is due to the sugar they contain. It abates thirst, and is used to flavour refrigerant drinks. For pharmaceutical purposes sugar is much employed, for its agreeable taste, and also as a preservative of vegetable substances, and to protect mineral medicines from oxidation. Molasses is slightly laxative as well as demulcent.

#### MEL — HONEY.

This *saccharine* liquid, the familiar product of the bee (*Apis mellifica*), best used in the form of *mel despumatum* (*clarified honey*), is a slightly laxative article of food, and is used in pharmacy, and as an agreeable demulcent ingredient in gargles.

SACCHARUM LACTIS (*Sugar of Milk*) ( $C_{12}H_{22}O_{11}, H_2O$ ), the saccharine principle of milk, obtained from whey, is used as a bland non-nitrogenous article of diet. By fermentation sugar of milk gives rise to *lactic acid* (*acidum lacticum*), a limpid, syrupy liquid, of a pale-wine colour, which has been used in

certain forms of dyspepsia, and for the removal of phosphatic deposits in the urine, in the dose of ℥i-ij during the day.

Sugar of milk is used in preparing the *abstracts* and to ensure the admixture of powders, as *pulvis ipecacuanhæ et opii*.

#### CARBO LIGNI—CHARCOAL.

Although not strictly ranking with demulcents, the medicinal uses of charcoal may, perhaps, be appropriately noticed under this head. Charcoal is prepared by the exposure of wood to a red heat without access of air. For medicinal purposes the charcoal prepared from young willow-shoots for the manufacture of gunpowder is preferred. It is a black, shining, brittle, porous substance, without odour or taste, and insoluble in water.

*Effects and Uses.*—It is employed internally as an absorbent of acrid secretions, in dyspepsia (in which it is often very useful), in gastric irritation, diarrhœa and dysentery; dose, from one to four teaspoonfuls. Externally it is used with effect to absorb the offensive gases given off from foul sores, in the form of poultice, mixed with flaxseed meal, or with bread-crumbs, which is better from its porosity; dry charcoal is sprinkled with advantage over sloughing ulcers, and appears to promote the separation of the sloughs.

#### ORDER IV.—COLOURING AGENTS.

These are employed exclusively for pharmaceutical purposes. The following articles enter into officinal preparations, to which they are intended to communicate their peculiar colour:

#### CROCUS—SAFFRON.

This is the *STIGMAS* of *Crocus sativus* (*Nat. Ord.* Iridaceæ), a small perennial plant, a native of Greece and Asia Minor, but now cultivated all over Europe and in our own country. In Lancaster county, Pennsylvania, it has been raised to

considerable extent. The stigmas are an inch or more in length, of a rich deep-orange colour, a peculiar aromatic odour and a warm, pungent, bitter taste; they contain a principle termed *saffranin* or *polychroite* ( $C_{48}H_{60}O_{18}$ ).

Saffron is now admitted to possess little, if any, medicinal activity, and is used only to impart colour and flavour to officinal preparations. The *tincture* contains ten per cent. of saffron.

#### SANTALUM RUBRUM—RED SAUNDERS.

This is the WOOD of *Pterocarpus santalinus*, a large tree of India and Ceylon (*Nat. Ord.* Leguminosæ). It comes in roundish or angular billets, internally of a blood-red colour, externally brown, of little smell or taste; in the shops it is found in the form of chips, raspings or coarse powder. It contains a resinoid matter, *santalin* ( $C_8H_{16}O_3$ ), *pterocarpin* ( $C_{17}H_{16}O_5$ ) and *santalic acid*. It is employed solely to give colour to spirits and tinctures.

#### COCCUS—COCHINEAL.

This is an insect, termed *Coccus cacti*, of Mexico and Central America, naturalized in Teneriffe and other places. The *female* insect, *dried*, constitutes the article of the shops. It occurs in the form of roundish or somewhat angular grains, about an eighth of an inch in diameter, convex on one side, concave or flat on the other, and wrinkled. Two varieties are distinguished, one reddish-gray, the other nearly black, known as *silver* grains and *black* grains. It has a faint, heavy odour and a bitter, slightly acidulous taste; its colouring principle is *carminic acid* ( $C_{17}H_{18}O_{10}$ ).

Cochineal has had antispasmodic virtues attributed to it, and has been used in whooping-cough, especially in combination with potassium carbonate; dose, to infants, a third of a grain three times a day. It is employed chiefly, however, to colour tinctures and ointments.

## ORDER V.—ANTHELMINTICS.

Anthelmintics are medicines which promote the destruction and expulsion of worms from the alimentary canal. They act in different ways; some weaken or destroy the worms by a direct poisonous influence, others by mechanical means. The drastic cathartics have an anthelmintic effect from the increased secretion and exhalation which they induce from the alimentary canal.

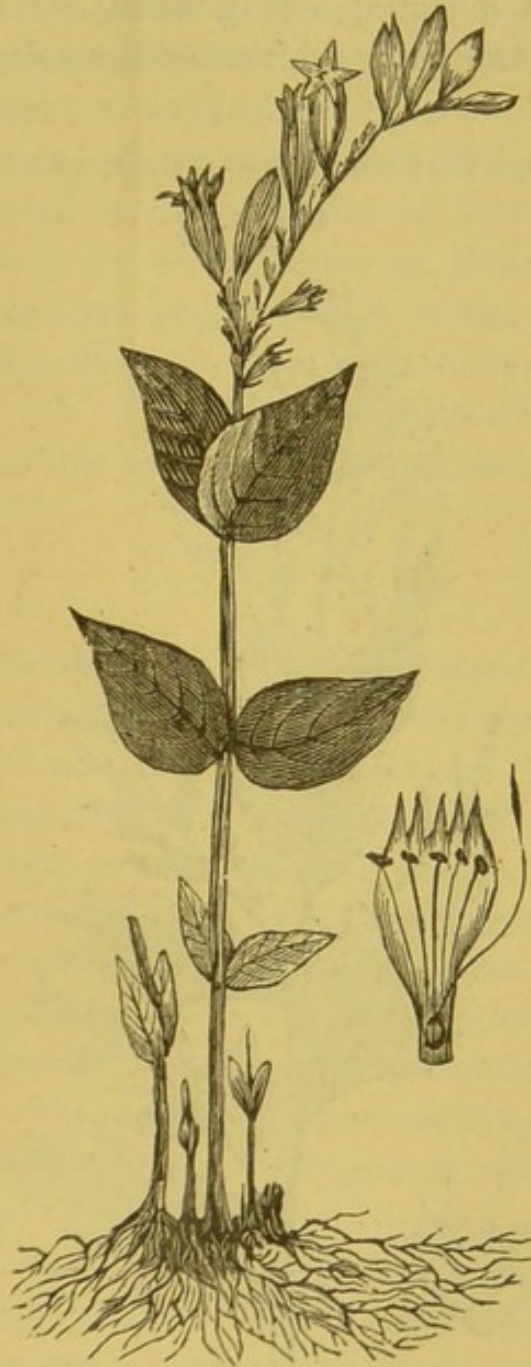
## SPIGELIA.

Spigelia, called also Pinkroot, is the RHIZOME and ROOTLETS of *Spigelia marilandica*, or Carolina Pink (*Nat. Ord.* Loganiaceæ), an herbaceous indigenous plant, found chiefly in our southern and southwestern States. The rhizome is horizontal, thick, bent, purplish-brown, branched on upper side with cup-shaped scars, on the lower numerous thin, brittle, light-coloured rootlets. (It must not be confounded with the underground portion of the *Phlox carolina* (also called Carolina pink).) The stems are numerous, from a foot to a foot and a half high, of a purplish colour, furnished with sessile, opposite, ovate-lanceolate leaves, and terminate in spikes, bearing funnel-shaped flowers, of a rich carmine colour externally and orange-yellow within, which appear from May to July. The RHIZOME and ROOTLETS, as found in the shops, consist of numerous slender, wrinkled, branching, brownish fibres attached to a dark-brown caudex, and have a faint, peculiar smell and a sweetish, slightly bitter taste; their activity is diminished by time. Boiling water extracts its virtues, which are thought to depend upon a *bitter principle*; it contains also volatile oil, resin, a little tannic acid, and other matters.

*Effects and Uses.*—In ordinary doses spigelia often proves anthelmintic without any sensible effect on the system. In larger doses it purges and sometimes vomits; and in excessive doses it operates as a narcotic poison, producing vertigo dilated pupils, convulsions and death. It is less apt to occa-

sion narcotic effects when it acts on the bowels, and hence it is usually combined with or followed by cathartics. As an anthelmintic against lumbrici (or round worms) it is considered the most reliable article we possess.

Fig. 30.



*Administration.*—Dose of the *powdered root*, ʒi-ij for an adult; for a child three or four years old, gr. x-xx, to be repeated night and morning for three or four days, and fol-

lowed by a brisk cathartic; calomel is sometimes combined with it. The *fluid extract* contains in a fluidounce a troyounce of spigelia; dose for a child two years old, ten drops. Under the name of *worm tea*, preparations containing spigelia and cathartics are kept in the shops, as in the following formula: spigelia ℥ss, manna ℥i, senna and fennel, each ℥ij, savine ℥ij; to be infused in a pint of boiling water, and a tablespoonful given to a child two years old, three times a day.

## CHENOPODIUM—WORMSEED.

Fig. 31.



Wormseed is the FRUIT of *Chenopodium ambrosioides*, or Jerusalem Oak (*Nat. Ord.* Chenopodiaceæ), an indigenous herbaceous perennial plant (found most abundantly in the

southern states), from two to five feet high, with alternate oblong-lanceolate, sinuated and toothed yellowish-green leaves, with numerous small flowers of the same colour arranged in long terminal panicles. Wormseed, as found in the shops, is in small spherical grains, not larger than a pin's head, of a dull greenish-yellow or brownish colour, a peculiar offensive smell, and a rather aromatic, pungent taste. Their sensible and medicinal properties are owing to a VOLATILE OIL (OLEUM CHENOPODII), obtained by distillation.

*Effects and Uses.*—Wormseed is a very efficient anthelmintic, particularly adapted to the expulsion of lumbrici from children. Dose, ℥i-ij for a child two or three years old, in molasses, night and morning, for three or four days, to be followed by a brisk cathartic. The oil is more used than the fruit; dose, gtt. v-x for a child, in emulsion with sugar. The expressed juice of the leaves and a decoction made with milk are also used.

## SANTONICA.

The unexpanded FLOWERS of *Artemisa maritima* (*Nat. Ord.* Compositæ), a native of Persia, and of other species of *artemisia*, are used as an anthelmintic (in the dose of 10 to 30 grains), under the name of *Levant Wormseed*. They resemble small seeds in appearance, are about a line in length, oval, obtuse at both ends, of a greenish-brown colour, a strong, somewhat terebinthinate odour, and a bitter, camphoraceous taste. They contain volatile oil, resin, and a peculiar principle termed *santonin*, which is prepared by digesting santonica and lime in diluted alcohol, adding acetic acid, crystallizing, boiling with alcohol, digesting the tincture with animal charcoal, filtering and crystallizing.

SANTONIN (SANTONINUM) is a neutral principle ( $C_{15}H_{18}O_3$ ), and occurs in colourless shining, flattened prisms, without smell, nearly tasteless at first, but after a time bitter; it becomes yellow on exposure to the light. It is nearly insoluble in cold water, soluble in 250 parts of boiling water, in 43 parts of cold and 3 parts of boiling alcohol, and in 160 parts of

ether. This is the anthelmintic constituent of *santonica*, and is a most efficient anthelmintic for *lumbrici*; but in large doses it is capable of producing serious if not fatal poisoning in man. The symptoms are (occasionally but not invariably) vomiting, giddiness, stupor, coldness of the skin, with clammy perspiration, dilated pupils, and, finally, tetanic convulsions. A remarkable effect of santonin, even in moderate amounts, is a change in the field of vision, so that objects are seen as if through a *yellow* medium. When allowed to remain in the system, santonin is supposed to be converted into a substance termed xanthopsin, which is eliminated through the kidneys, producing a yellow discoloration of the urine; and probably it is this transformation which gives rise to the poisonous symptoms occasionally noticed. Hence, santonin is best administered with calomel or other purgative. Dose, gr. ss-v two or three times a day, in the form of syrup.

SODII SANTONINAS (*Sodium Santoninate*) ( $2\text{NaC}_{15}\text{H}_{19}\text{O}_4 \cdot 7\text{H}_2\text{O}$ ) is made by adding santonin, as long as it is dissolved, to a hot solution of caustic soda and allowing the liquid to evaporate slowly.

*Trochisci Sodii Santoninatis* (*Troches of Sodium Santoninate*); each troche contains sodium santoninate gr. j with sugar, tragacanth and orange-flower water.

#### AZEDARACH.

This is the BARK of the ROOT of *Melia azedarach*, or Pride of China (*Nat. Ord. Meliaceæ*), an Asiatic tree, cultivated extensively as an ornamental tree in our southern states. It has a bitter, nauseous taste, and yields its virtues to boiling water; but as it is used only in the recent state, it is not found in our shops. Its effects are said to resemble those of *spigelia*. The *decoction* is the preferred form of administration (four troyounces to water Oij, boiled to Oj); dose for a child, f̄ss every two or three hours, till it affects the stomach and bowels; or night and morning for several days.

## ASPIDIUM.

*Aspidium filix-mas*, or Male Fern, and *A. marginale* (*Nat. Ord. Filices*) are plants found in both hemispheres, from Greenland to Natal and from Japan to Peru, though not indigenous in the eastern United States. They have a perennial horizontal root, from which spring numerous annual oval, lanceolate, acute, bright-green pinnate fronds or leaves, from a foot to four feet in height, grouped together in the form of a base; the leaflets are deeply lobate, oval, crenate at their edges, and gradually diminish from the base of the pinna to the apex. The RHIZOME is the portion used. It is a long, cylindrical caudex, *covered with portions of the stipes*, and as found in the shops it is generally broken into fragments, of a brown colour externally, internally yellowish-white or greenish, with a peculiar feeble odour and a sweetish, bitter, astringent, nauseous taste. It deteriorates by keeping. It contains *felicic acid* ( $C_{14}H_{18}O_5$ ), on which its medicinal properties are said to depend; also *volatile oil*, *fixed oil*, *resin*, *tannic* and *gallic acids*, etc.; and ether is the best solvent to extract its virtues.

*Effects and Uses.*—*Aspidium* possesses tonic and astringent properties; but its chief use is to cause the expulsion of tænia, which it destroys by a specific action. Its efficacy in this respect has been long and well attested, but it is most used to destroy the Swiss variety of tænia (*borthrioccephalus latus*). Recently a fatal case of poisoning by *aspidium* has been reported, with symptoms of choleraic diarrhœa. The patient was given ℥vj of an ethereal extract by mistake. The post-mortem appearances were intense congestion of the stomach, with ecchymoses beneath the mucous membrane and blood clots on the mucous surface. Dose, of the *powder*, ℥i–iij, in electuary or emulsion, night and morning for one or two days. The *oleoresin* (*oleoresina aspidii*) is the best preparation; it is a dark, thick liquid, of a bitterish, nauseous, slightly acrid taste; dose, f℥ss to f℥i night and morning for a day or two, to be followed by a cathartic. The administration of the tænia-

cide agents should always be preceded by a twenty-four hours' fast.

GRANATUM—POMEGRANATE.

The BARK of the ROOT of *Punica granatum* (see p. 184) is used for the expulsion of *tænia*. It is a powerful styptic, and may act in this way. It is given in *decoction* (two troyounces to water Oij, boiled to Oj); dose, fʒij or more.

OLEUM TEREBINTHINÆ (*Oil of Turpentine*) (see p. 335) is used as a remedy for *tænia* and other worms. Dose, fʒj, combined with or followed by castor oil.

CALOMEL (see p. 360) is a valuable anthelmintic, given in cathartic doses.

BRAYERA (*Koosso*). The FEMALE INFLORESCENCE of *Brayera anthelmintica* (*Nat. Ord. Rosaceæ*), a native of Abyssinia, have been introduced into European practice as a remedy for *tænia*, under the name of *Koosso*. They occur in broken, compressed clusters, of a greenish-yellow colour, a fragrant balsamic odour, and a faint taste which after a time becomes acrid and disagreeable. They are said to impart their virtues best to hot water, and to yield gum, resin, fatty matter, tannic acid, and about three per cent. of a peculiar principle termed *kosin*, a yellow crystalline body, without smell or taste, to which its anthelmintic properties are attributed. They are given best upon an empty stomach, after a previous evacuation of the bowels, in *infusion*, ʒss of the *powder* with Oss of boiling water.

*Extractum Brayeræ Fluidum* (*Fluid Extract of Brayera*); dose, fʒij–jv.

KAMALA.

This is the GLANDS and HAIRS obtained from the capsules of *Mallotus philippinensis* (*Nat. Ord. Euphorbiaceæ*), a small tree of Hindostan and the East India islands. It is an orange-red, granular, inflammable powder, with little smell or taste, insol-

uble in cold and nearly so in boiling water; soluble in boiling alcohol and ether. It consists chiefly of resinous substances, to one of which, soluble in ether, and considered the active constituent, the name of *rottlerin* ( $C_{22}H_{20}O_6$ ) has been given.

*Uses.*—*Kamala* (formerly called *Rottlera*) is a highly-esteemed tæniacide in India, and has been lately introduced into Europe and our own country. Dose of the *powder*, ℥i-ij, suspended in syrup. A tincture (six troyounces to alcohol Oj) is given in the dose of f℥i-iv. Castor oil should be taken after the medicine.

## PEPO—PUMPKIN-SEED.

The SEED of *Cucurbita pepo*, or common Pumpkin, is probably the most efficacious remedy known in the expulsion of tapeworm. These seeds are oval, flattish, grooved, 9 lines long by 5 or 6 in breadth, of a light brownish-white colour, a sweetish, oily taste and aromatic smell. They owe their activity to a principle soluble in ether, chloroform, and especially alcohol. One or two troyounces of the *fresh seeds*, deprived of their outer envelope, beaten to a paste with finely-powdered sugar, and diluted with water or milk, should be taken after a twenty-four hours' fast, and followed in two or three hours by a dose of castor oil. A fluid extract, made with alcohol and glycerin, is probably the best preparation; dose, f℥ss-i.

is soluble in boiling water, soluble in boiling alcohol and ether. It consists chiefly of tannic substance, as one of which soluble in water, and considered the active ingredient, the name of verberin ( $C_{12}H_{16}O_6$ ) has been given.

Castor—Acanthia (formerly called *Castanea*) is a highly retained tannic substance, and has been largely introduced into Europe and our own country. One of the best is that suspended in water. A tannic (an extract of about 0.1 in grain in the dose of ʒi ss. Castor oil would be taken after the medicine.

THE USE OF VERBERIN

The use of *Verberin* is in the most efficacious remedy known in the treatment of worms. These seeds are very bitter, crossed by a few by a or 2 in breadth of a light brownish color, a smooth only taste and aromatic smell. They are very soluble in simple alcohol in other solvents and especially in ether or two portions of the fresh seeds, directed to their other medicinal uses to a part with highly-purified water and diluted with water or milk, should be taken after a dinner four hours fast and followed in two or three hours by a dose of castor oil. A light extract made with alcohol and water is probably the best preparation.

## APPENDIX.

### SIGNS AND ABBREVIATIONS USED IN PRESCRIPTIONS.

- R, *Recipe*, take.  
āā, *Ana (ava)*, of each.  
℔, *Libra, libræ*, a pound, pounds.  
ʒ, *Uncia, uncizæ*, an ounce, ounces.  
ʒ, *Drachma, drachmæ*, a drachm, drachms.  
ʒ, *Scrupulus, scrupuli*, a scruple, scruples.  
O, *Octarius, octarii*, a pint, pints.  
fʒ, *Fluiduncia, fluiduncizæ*, a fluidounce, fluidounces.  
fʒ, *Fluidrachma, fluidrachmæ*, a fluidrachm, fluidrachms.  
℥, *Minium, minima*, a minim, minims.
- AD 2 VIC., *Ad duas vices*, at two takings.  
AD LIB., *Ad libitum*, at pleasure.  
ADD., *Adde, addantur*, add, let be added.  
ALTERN. HORIS, *Alternis horis*, every other hour.  
AQ. DESTIL., *Aqua destillata*, distilled water.  
AQ. FERV., *Aqua fervens*, hot water.  
AQ. FLUVIAL., *Aqua fluvialis*, river water.  
AQ. FONT., *Aqua fontana*, spring water.  
AQ. PLUV., *Aqua pluvialis*, rain water.  
BIS IND., *Bis indies*, twice a day.  
BULL., *Bulliat, bulliant*, let it or them boil.  
CAP., *Capiat, capiendum*, let the patient take it, it must be taken.  
CHART., *Chartula, chartulæ*, a small paper, or papers.  
COCHLEAT., *Cochleatim*, by spoonfuls.  
COCH. MAG., *Cochleare magnum*, a tablespoonful.  
COCH. MED., *Cochleare medium*, a dessertspoonful.  
COCH. PARV., *Cochleare parvum*, a teaspoonful.  
COL., *Cola, coletur*, strain, let it be strained.  
COLLYR., *Collyrium*, an eye-water.  
COMP., *Compositus*, compounded.  
CONG., *Congius, Congii*, a gallon, gallons.  
C. M. S., *Cras mane sumendus*, to be taken to-morrow morning.  
C. N., *Cras nocte*, to-morrow night.  
DECOC., *Decoctum*, a decoction.  
DE D. IN D., *De die in diem*, from day to day.  
DIEB. ALTER, *Diebus Alternis*, every other day.  
DIL., *Dilue, dilutus*, dilute, diluted.  
DIM., *Dimidius*, one-half.  
DIV., *Divide*, divide.

- D., *Doses*, a dose.
- ELEC., *Electuarium*, an electuary.
- ENEM., *Enema, enemata*, a clyster, clysters.
- EXHIB., *Exhibeatur*, let it be administered.
- F. H., *Fiat haustus*, let a draught be made.
- FIL., *Filtra*, filter.
- FT., *Fiat, fiant*, let there be made.
- GARG., *Gargarysma*, a gargle.
- GR., *Granum, grana*, a grain, grains.
- GTT., *Gutta, guttæ*, a drop, drops.
- GUTTAT., *Guttatim*, by drops.
- HAUST., *Haustus*, a draught.
- IND., *Indies*, daily.
- INF., *Infunde*, pour in.
- INFUS., *Infusum*, an infusion.
- INJ., *Injiciatur*, let it be injected.
- JUL., *Julepus, julepum*, a julep.
- M., *Misce*, mix.
- MANE, in the morning.
- MIST., *Mistura*, a mixture.
- MIC. PAN., *Mica panis*, crumb of bread.
- NO., *Numero*, in number.
- OMN. HOR., *Omni horâ*, every hour.
- OMN. BID., *Omni biduo*, every two days.
- OMN. BIH., *Omni bihorâ*, every two hours.
- OMN. MAN., *Omni mane*, every morning.
- OMN. NOCTE, *Omni nocte*, every night.
- OMN. QUADR. HOR., *Omni quadrante horæ*, every quarter of an hour.
- PH., *Pharmacopœia*.
- POCUL., *Poculum*, a cup.
- P. R. N., *Pro re natâ*, as the symptoms may call for.
- PULV., *Pulvis*, a powder.
- Q. P., *Quantum placeat*, as much as you please.
- Q. S., *Quantum sufficiat*, enough.
- QUOR., *Quorum*, of which.
- REDIG. IN PULV., *Redigatur in pulverem*, let it be reduced to powder.
- REPET., *Repetatur, repetantur*, let it or them be repeated.
- S., *Signa*, write.
- S. A., *Secundum artem*, according to art.
- SEMIH., *Semihorâ*, half an hour.
- SIGN., *Signatura*, a label.
- SS., *Semis*, a half.
- SUM., *Sume, sumendus*, let it be taken.
- TABEL., *Tabella*, a lozenge.
- TROCH., *Trochiscus*, a lozenge.
- TRIT., *Tritura*, triturate.

A COMPARISON BETWEEN THE DRUGS OF THE  
CHINESE AND UNITED STATES MATERIÆ  
MEDICÆ, WITH A SHORT ACCOUNT OF CHI-  
NESE MEDICINE.

Information concerning the drugs in use by the Chinese is difficult to obtain because the facts in regard to them are scattered and badly arranged in the profuse literature of the country and its people. Much of the knowledge used in making this "drug comparison" has been taken from a "Chinese Materia Medica and Natural History," by Smith, which, as the author states in his preface, derives its original information from the great Chinese Herbal, or native Materia Medica. This work, known as the Pen Ts'au,<sup>1</sup> and to be hereafter so designated, was compiled by Li Shi Chin, a district magistrate of the province of Hupeh, and published about 1597. It was not a compilation alone, for it contained original observations and showed evidence of a comprehensive mind. It is usually bound in forty octavo volumes, divided into fifty-two chapters, containing 11,896 formulæ. The first two volumes contain theories of anatomy and medicine; in other portions observations on practice are contained, and lastly, there is an index. Each article is treated in a pharmaceutical, descriptive and medicinal manner.<sup>2</sup> The contents are arranged in sixty-two great orders and sixteen divisions, viz.: (1) water, (2) fire, (3) earth, (4) minerals and metals, (5) herbs, (6) grain and pulse, (7) vegetables, (8) fruits, (9) trees, (10) garments and utensils, (11) insects, (12) scaly animals, (13) mailed and shelly creatures, (14) birds, (15) beasts, and (16) man. Each article in the sixteen divisions is treated separately and fully. Water is divided into aërial and terrestrial: fire is considered under eleven heads, viz., bambo, moxa, etc.: earths include soots, ink, the secretions of various animals: the chapter on minerals and metals includes metallic substances and their oxides: herbs include nine families, viz., odoriferous, marshy, noxious, aquatic, hill plants, etc., and medicinal plants: grain and pulse comprise four families, hemp, wheat, rice, etc.: vegetables, pungent

<sup>1</sup> Middle Kingdom, vol. 1, p. 288.

<sup>2</sup> Chinese Mat. Med. and Nat. History, see preface.

plants, leeks, mustard, ginger, bamboo sprouts: fruits consist of the plum, peach, citron, melon, etc.: of trees there are six families, viz., the camphor, pine, elm, willow, bamboo, etc.: the chapter on garments and utensils contains an account of such garments and utensils as are used in medicine: the chapter on insects includes bees, the silkworm, etc.: of the scaly animals spoken of there are dragons, crabs, tortoises, fishes, etc.: the chapter on birds describes the water fowl, sparrows, etc.: and in the chapter on beasts are included wild and domestic animals.

Besides the Pen Ts'au there is a miscellaneous work in three volumes, the Uhr Ya,<sup>1</sup> which ranks high as an authority on natural history.

In Peking<sup>2</sup> there is a medical school which affords instruction to numerous students. It would seem to be rather a medical hall than school, practitioners not being brought up in the school, but attending it after having obtained some knowledge of medicine. It is under the charge of a president and deputies, the duties of the latter consisting in directing the medical art to cure. Instruction in medicine does not appear to be an object any further than it is to be gained by practical experience.<sup>3</sup> There is no recognized system of instruction. A man intending to become a doctor reads the books he thinks most desirable, generally those containing the experience of any old practitioner, no diplomas being required. Medical practitioners in China are, as a rule, well educated, because those studying medicine are mostly disappointed literati—that is, young men who have competed for literary rank and prizes at the great examinations held in Peking, and failed.<sup>4</sup> These men, and others too, claim the title of doctor as soon as they have read what they consider to be a sufficient number of books on medicine, without proving to any one that they are entitled to the degree.

<sup>5</sup>The Chinese make no division of medical practice, and therefore are in no sense of the word specialists, the same individual often acting as surgeon, physician and apothecary. That this is true in all cases is doubtful, for Lochardt states that some are obstetricians, while others treat rheumatism and fevers.

<sup>1</sup> Chinese Repository, vol. 7, p. 45.

<sup>2</sup> Ibid., vol. 4.

<sup>3</sup> Medical Missionary in China, Lochardt.

<sup>4</sup> Chinese Repository, vol. 1, p. 181.

<sup>5</sup> Staunton's Embassy, vol. 2, p. 534.

<sup>1</sup>All diseases are classified under nine headings, viz.: (1) those affecting the pulse violently, (2) those affecting it a little, (3) diseases arising from cold, (4) female diseases, (5) cutaneous diseases and sores, (6) diseases requiring bleeding, (7) diseases of the eye, (8) diseases of the mouth and teeth, (9) diseases of the bones.

It will be seen that diseases of the pulse take up two of the nine divisions,<sup>2</sup> for the Chinese lay great stress on the frequent and minute examination of the pulse,<sup>3</sup> thinking that it portrays the condition of the liver and other important organs.

That the Chinese were not ignorant of counter-irritation and depletion is apparent; for, according to <sup>4</sup>Rémissat, they understood blood-letting, cupping and the effects of baths upon the system.

<sup>5</sup>The great obstacle to the progress of the Chinese in the art of medicine is their want of anatomical knowledge. Their lack of accurate information in this branch of medicine is ridiculous as well as lamentable. Nor is it to be wondered at, when one takes into consideration the fact that they do not practice dissection. It will not be out of place here to insert extracts from a translation of a Chinese anatomical work<sup>6</sup>:—"The bladder has charge of accumulated water." "It is the receptacle of the saliva." "The water drunk permeates into the bladder, while the dregs and dirt flow into the large intestine." "The seventh vertebra has a small heart connected to its side," probably alluding to the vertebral artery. "The brain consists of one piece." "At one expiration the blood moves three inches, and the same during inspiration." "The lungs take charge of the food; the superabundant food is taken charge of by the small intestine." "The kidneys regulate our strength, and from them all our clever ideas originate." "The ileo-cæcal valve is the impeded doorway."

This is a strange mixture of fact and fiction. At first one would suppose, from the statement that the bladder has charge of the accumulated water, that they possessed some correct physiological and anatomical knowledge; but, in the next sentence, to be told that the same receptacle contains the saliva indicates at once their ignorance.

<sup>1</sup> Chinese Repository, vol. 4.

<sup>2</sup> Chinese Repository, vol. 1, p. 181.

<sup>3</sup> *Mélanges Asiatiques*, tome 1, p. 245.

<sup>4</sup> *Ibid.*, t. 1, p. 25.

<sup>5</sup> *Ibid.*, t. 1, p. 245.

<sup>6</sup> Translation of four anatomical diagrams, Harland, 1846.

<sup>1</sup>One authority states that their entire anatomical knowledge is founded on metaphysical speculation and not on fact.

<sup>2</sup>CLASSIFICATION OF MEDICINES.—The Chinese group their drugs in accordance with their names, with the part or organ into which they enter, their properties, if hot or cold, their taste and smell, uses and doses.

<sup>3</sup>Sixty or seventy of these herbs are frequently combined in a dose, and the practitioner attempts to foretell the precise time of recovery.

TONICS.—Medicines which warm and strengthen the viscera, viz., ginseng, dates, beef, honey, liquorice root, cassia, cinnamon and aloes.

ASTRINGENTS.—Nutmegs, galls, poppy seeds, pomegranate skin, charcoal, burnt straw, bones and tusks of dragon, oyster shells, quince seeds and iron filings.

RESOLVENTS.—Ginger, onions, leeks. Medicines which disperse wind: mint, cassia, mimosa pods, tigers' bones, snakes' skins, camphor. Medicines which reduce heat: yam, black pulse, curd. Emetics: white hellebore, bluestone. Warm resolvents: nutmeg, pepper, cloves, sandal wood, benzoin, resin, barley, mustard seeds. Mild resolvents: betel-root, duck-weed and orange-peel.

PURGATIVES.—Rhubarb, sodium sulphate, warm water, catechu, (?) bears' gall, human ordure. Mild aperients: wormwood. Medicines which affect the blood: to warm it, wine, germander, brown sugar, cassia wood; to cool it, saffron, elm-tree root, cinnabar. Astringents of the blood: madder, turmeric, dragon's blood, arrowroot, old copper cash, goats' ordure, cantharides.

MISCELLANEOUS.—To kill worms: asafetida, betel-root, quicksilver (native calomel). To kill poisons: castor-oil seeds, resin, ivory shavings, elephants' skin, a preparation of toads. To expel poisons: burdock seeds, dried earthworms. Poisons: croton-oil seeds and arsenic. This list comprises 442 medicinal agents.

VACCINATION.—Small-pox becomes epidemic in certain portions of China at different periods, and single cases occur in the treaty ports. The disease frequently is very fatal, thousands of persons being carried off by its ravages. The prevention of small-pox by means of vaccination was unknown to the Chinese until they came in contact with

<sup>1</sup> Chinese Repository, vol. 1, p. 181.

<sup>2</sup> Medical Missionary in China, Lochardt.

<sup>3</sup> Chinese Repository, vol. 1, p. 181.

foreigners. <sup>1</sup>That there was a method of holding it in check known to them is shown by the fact that they practiced inoculation in the tenth century of the Christian era. Authorities differ as to who introduced vaccination: <sup>2</sup>according to one, it was first brought from Manilla by a Mr. Hewitt, a Portuguese, to Macao, in 1805; <sup>3</sup>according to another, Sir G. Staunton, 1813, translated into Chinese an account of vaccination and sent it to the court at Peking; <sup>4</sup>and lastly, Dr. Pearson, of the East India Company, gets the credit of first introducing it in 1820.

The mode of procedure in inoculation is to pulverize the scab taken from a small-pox patient and to blow the powder up the nostril of the child. In the case of a boy, the left nostril is selected; of a girl, the right.

Here is a translation of a document on vaccination found posted on the walls about Foochow: "Vaccination was introduced hither from Europe. It is practiced by 'planting' three 'seeds' of virus upon a spot upon the left and right arms above the elbows. This spot is called the cold-dispelling pool, and on it is formed the virus and the scab, there being no eruption upon the body generally. The result is effected in ten days, and no failure can possibly take place, whilst security is obtained from any natural and original attack of small-pox, or from a second attack if the patient has already had it. Children vaccinated in this way need not be afraid of exposure to cold, thunder, chills, heat, etc., nor need they take any medicine whatever, or avoid any particular kinds of nourishment, but may play about just as usual."<sup>5</sup>

PHARMACY.—The active principles of drugs are extracted by repeated boilings—true decoctions. Tea is an exception to this rule. Infusions are made and the art of percolation is understood. When sweating is called for, medicines are given in the liquid form. To make tinctures they ferment the substance to be administered, although tinctures are made by dissolving the substance in alcohol. Vegetable remedies, like rhubarb and gentian, are taken in pill or decoction.

In comparing the drugs of the two *Materiae Medicæ* in the following

<sup>1</sup> Staunton's Embassy, vol. 2, p. 154.

<sup>2</sup> Chinese Repository, vol. 2, p. 447.

<sup>3</sup> Mélanges Asiatiques, t. 1, p. 249.

<sup>4</sup> Middle Kingdom, vol. 2, p. 190.

<sup>5</sup> Chinese Customs, Medical Reports, Sept. 1877, p. 89.

pages the expression "no account is given of it" frequently occurs; this is to be understood as meaning that no allusion has been made to the drug in question, botanically or medically, by Chinese writers, so far as the writer is able to discover.

**OPIUM.**—Known since the Mongol dynasty (A. D. 1281), opium has been long cultivated in China. In the Ming dynasty it came into more general use (A. D. 1368). The Pen Ts'au describes its collection from the poppy, after flowering, in an intelligent way, and mentions the fact of its regular sale as a drug. It was then given as an astringent and sedative in dysentery, catarrh, dysmenorrhœa and spermatorrhœa. At the present time this practice has ceased, and the use of the drug is branded with all the infamy and illegality attached to the opium habit. The poppy is extensively cultivated in Sechuen: according to Dr. Jamieson's analysis it yields about 6·94% of morphia.  
<sup>1</sup>Opium was introduced into China in the eighth or ninth century.

**BELLADONNA.**—It is doubtful whether the *Atropa belladonna* is met with in China; though it may have been confused with the *Solanum nigrum*. The Pen Ts'au describes a solanaceous plant, the use of which produces profound anæsthesia. According to <sup>2</sup>Waring it is found in western Asia.

**CHLORAL.**—Unknown. The patent medicine "chlorodyne," imported into China, is recommended to missionaries, who are wont to dabble in physic.

**ACONITUM.**—Several species of aconite are met with in China, mostly the tuberous roots of *A. variegatum*, *A. sinense*; they grow in Kiagnan and Chekiang. Their poisonous properties are known. The Chinese believe that by the use of pigs' dung and a long period of domestication the species become less poisonous. The roots were formerly used to poison military arrows. They are only used in medical practice after being so prepared as to diminish their poisonous properties; the roots are known to be sedative.

**HYOSCYAMUS NIGER.**—Hankow samples of the drugs going by this name have consisted of flowers of *Andromeda polifolia* and azalea. Narcotic properties are referred to these flowers. Identification is not certain. According to <sup>3</sup>Waring it grows in western Asia.

**SOLANUM DULCAMARA.**—Not clearly distinguished from *S. nigrum*

<sup>1</sup> The Poppy Plague, 1876, p. 1.

<sup>2</sup> Pharmacopœia of India, p. 171.

<sup>3</sup> Pharmacopœia of India, p. 177.

by the Chinese. It is officinal as a diuretic, alterative and tonic. The stalks and leaves are used in the treatment of swellings. The habitat is temperate Asia (Waring, p. 179).

**CANNABIS INDICA.**—No such drug has been met with in Chinese works; according to Dr. Tatarinov, however, it has been identified.

**DATURA STRAMONIUM.**—The *D. alba* is a common weed in China.<sup>1</sup> It is said to have been rained from heaven. It differs but little from the *D. stramonium*. The flowers are used as a wash in skin affections. The leaves, according to Dr. Waring, contain *daturia*, an active poisonous alkaloid. Hoffman and Schultes have applied a name to *D. stramonium*, but such name is unknown to the Chinese.

**TOBACCO.**—This is not indigenous,<sup>2</sup> but was probably introduced by way of Japan or Manilla in the sixteenth or seventeenth century (Mayer's Researches in Hongkong, Notes and Queries, May, 1867).<sup>3</sup> It is not mentioned in the Pen Ts'au. It now grows in most of the provinces, and its acrid and expectorant properties are well understood by the Chinese. The cut leaf is used as a hæmostatic. The smoking habit is confined to the Cantonese. The Chinese do not chew it.

**CONIUM MACULATUM.**—No account is given of it.

**LOBELIA INFLATA.**—A species of lobelia would seem formerly to have yielded a kind of tobacco. The *L. chinensis* is mentioned by Burnett (p. 380).

**HUMULUS.**—No account is given of it.

**PRUSSIC ACID.**—Unknown.

**POTASSIUM CYANIDE.**—Unknown.

**AMYGDALUS AMARA.**—The fruit of the *Amygdalus communis* is not clearly distinguished by the Chinese from that of the peach or apricot. The bitter almond is known to be poisonous, and the sweet variety is similarly confounded. Almonds are said to be heating, sedative, anti-spasmodic and pectoral, besides tending to longevity. The flowers, leaves and branches are officinal; the root is said to be antidotal to the poison of the fruit. This is a favorite belief of Chinese doctors, who regard the root as the polar antagonist of the stem and everything borne on it.

**CAMPHORA OFFICINARUM.**—<sup>4</sup>A native drug growing abundantly

<sup>1</sup> Eitel, Handbook of Chinese Buddhism, p. 71.

<sup>2</sup> Middle Kingdom, vol. 1, p. 287; Staunton's Embassy, vol. 2, p. 174. No tradition of its introduction. Indigenous, Burnett, Flor. China, p. 383.

<sup>3</sup> Chinese Repository, vol. 9, p. 638.

<sup>4</sup> Grows throughout Formosa. Treaty Ports of China and Japan, p. 320

in Fuhkien and in Canton province. It is an important article of commerce. As obtained from the sublimed chippings it is impure. The Pen Ts'au gives directions for subliming it in copper vessels. It is not so strong as the English drug, but more volatile, and it is compared in its nature to nitre. It is reputed to be stimulating, diaphoretic, sedative and anthelmintic. <sup>1</sup> An oil is obtained.

PHYSOSTIGMA.—No account is given of it.

WOORARA.—No account is given of it.

COCCULUS INDICUS.—No account is given of it.

ETHER.—The Chinese know nothing of ether. The coined word means "fluid brought from the west of lightest possible weight."

CHLOROFORM.—Not known.

ASAFETIDA.—The narthex asafetida grows in the vicinity of Canton, and is much adulterated. The Chinese have a proverb that "of asafetida there is none genuine, of skull-cap there is none sophisticated." Anthelmintic, antispasmodic and carminative properties are attached to it. It is said to assist the digestion of all meats. A substitute for this drug is made by boiling garlic and a human placenta in water, and from this by evaporation an extract is made.

AMMONIAC.—No account is given of it.

GALBANUM.—No account is given of it.

CYPRIPEDIUM.—No account is given of it.

SCUTELLARIA.—The *S. viscidula*, the common Chinese skull-cap, is met with all over China. The root is credited with demulcent, expectorant and febrifuge virtues. The seeds are also officinal.

MUSK.—The musk deer inhabits certain provinces of China (Hunan, Yunnan). Chinese authors believe musk to be antispasmodic. It is occasionally used as a poison by suicides.

CASTOREUM.—The Pen Ts'au gives some description of the beaver, but no account is given of its medicinal virtues.

QUASSIA.—No account is given of it.

GENTIAN.—This "dragon's gall plant" is probably the *G. asclepiadea* of botanists. The root is used, and is brought from Shensi. The taste is bitter; it is given in night-sweats and hæmaturia. All bitter medicines are set down by Chinese physicians as antirheumatic and antiphlogistic.

COPTIS.—Not mentioned.

COLUMBO.—Not mentioned.

<sup>1</sup> Treaty Ports of China and Japan, p. 320. Much used in Chinese medicine.

**CHAMOMILE.**—The *Anthemis nobilis* is not met with ; the *A. apifolia* is used in its place. The Chinese are fond of fumigating and steaming sore eyes with infusions of the flowers.

**EUPATORIUM.**—No account is given of it.

**MAGNOLIA.**—Different species are known, the *M. rubra*, etc. The part used is the bark, which is given as a tonic and in fevers. The Pen Ts'au states that all diseases of the nose are benefited by preparations of the drug. The seeds or cones are used in fistula ani.

**ANGUSTURA, CASCARILLA, CANELLA.**—No account of these barks is given.

**ACHILLEA.**—No account is given of it.

**CINCHONA.**—Not known to the Chinese faculty. The *Panax ginseng* is the cinchona of China.

**EUCALYPTUS.**—No account is given of it.

**CORNUS FLORIDA.**—No account is given of it.

**SALIX.**—Many species are found in Hupeh, but the willow is confused with other genera, viz., the populus and tamarix. Of the leaves a kind of tea is made ; the bark is used in dysentery, dropsy, and locally to bruises.

**PRUNUS VIRGINIANA.**—Cultivated and wild varieties of the prunus genus are met with in the central provinces. The root bark has been used as an antifebrifuge.

**NECTANDRA.**—This bark is not mentioned.

**PEPSINE.**—The Chinese use the lining membrane of the fowl's gizzard, peeled off and dried, in dyspepsia, diarrhoea, etc. The male bird is used for preparing the drug for female patients, and vice versa. Here the Chinese would seem to have anticipated the use of pepsine.

**IRON.**—Iron ore is found in many provinces. A kind of *vinum ferri* is directed in the Pen Ts'au to be used as a cordial. Iron washes in anal diseases are prescribed in a vague way. The iron salts are known to be tonic and astringent. Iron filings, levigated, are given with other drugs in convulsive diseases. Iron rust mixed with paint, in Chinese pharmacy, is applied to sores. Other salts are known, as ferrous sulphate, ferric oxide.

**COPPER.**—Many salts of copper are found, but metallic copper is not employed. The Chinese have opposite notions to our own in regard to the effect of the two metals copper and iron upon the human system. They consider copper to be more wholesome, and recommend that food for the sick should be cooked in copper vessels. The Chinese under-

stand the powerful effects of this metal. <sup>1</sup>It has been used as an emetic in opium poisoning. According to the Pen Ts'au, a sort of vinum cupri is used in dysentery and chlorosis. The iron and copper sulphates are not well distinguished.

**ZINC.**—Zinc is not carefully distinguished from lead, tin, antimony or pewter. Of all its salts the Chinese are most familiar with calamine. The Pen Ts'au alludes to Persian zinc; zinc oxide, or tutty (from the Tamul word tutum), is a new salt to the Chinese. The Chinese word "tau" stands for either an oxide or sulphide; from this nomenclature it is seen how crude are their notions of chemistry. The astringent properties of zinc are not well known.

**SILVER.**—Met with in many of the provinces. Silver is said by <sup>2</sup>Li Shi Chin to be sedative and astringent to the uterine organs.

**BISMUTH.**—Can find no account of it or its salts.

**CADMIUM.**—Not known.

**SULPHURIC ACID.**—Unknown to the Chinese.

**HYDROCHLORIC ACID.**—Unknown to the Chinese.

**NITRIC ACID.**—Unknown to the Chinese.

**OXALIC ACID.**—Unknown to the Chinese.

**TANNIN.**—Unknown to the Chinese. Nut galls are obtained from the *Rhus semi-olata* in Shingking. They are known to be astringent, and are used by tanners. They enter into an imperial electuary, highly rated and only obtainable as a gift from the throne. The Chinese use oak bark as an astringent, especially to chancres and swellings.

**CATECHU.**—Imported from the East Indies. Is said to have formerly been grown in Yunnan province. It is known to be astringent.

**KINO.**—It is doubtful whether the tree yielding kino grows in China; possibly gum lac, obtained from a tree of southern China, is the true kino. <sup>3</sup>Mr. Eitel understands this substance to be similar to Bengal kino.

**RHATANY.**—Not known.

**HÆMATOXYLON.**—Not known.

**QUERCUS.**—Different species grow throughout the country; an astringent tea is made of the leaves; the bark is also used.

**GERANIUM, UVA URSI, CHIMAPHILA.**—Unknown.

**POMEGRANATE.**—The fruit is largely eaten; the flowers with iron

<sup>1</sup> Chinese Mat. Med. and Nat. His., Smith, p. 72.

<sup>2</sup> Compiler of the Chin-Herbal, or Pen Ts'au.

<sup>3</sup> Author of Hand-Book of Buddhism.

are used to make a hair-dye; the root and peel are used as astringents in diarrhœa, etc.

**CARBOLIC ACID, SALICYLIC ACID, CREASOTE.**—Unknown.

**LEAD.**—The best known of the soft metals in China; it is regarded as the progenitor of the five metals. Chinese works allude to the poisonous properties of lead as producing paralysis, jaundice and constipation. Sedative, antiphlogistic and anthelmintic effects are vaguely ascribed to this metal. It is prescribed in the Pen Ts'au for tooth-ache, dyspepsia, etc. At present it is but little used.

**ALUM.**—<sup>1</sup>Found in argillaceous schist, alum is mainly used to purify water. Its astringent properties are known. A pill of alum and wax is used.

**ALCOHOL.**—The <sup>2</sup>fermentative process has long been known by the <sup>3</sup>Chinese (B. C. 2000 years). The art was perfected during the Mongolian dynasty (1127–1280 A. D.). A spirit termed samshiu, or thrice-distilled spirit, is made from cereal <sup>4</sup>grains. The Chinese are not addicted to drunkenness. Their alcoholic beverages, however, stimulate quickly, reddening the face. Only one distillation is made for common liquor.

**AMMONIA.**—Sal ammoniac is found in Ning-hai, Kansuh. It is liable to be confused with nitre, borax and sodium sulphate. In Chinese practice it is used as a sedative and mild escharotic.

**ARNICA, PHOSPHORUS.**—No account is given of either. Arnica japonica is described in *Icones Plantarum Japonicarum*, and *Flor. Japon*, p. 137.

**CAPSICUM ANNUUM.**—This plant grows in central China. <sup>5</sup>Other varieties are *C. inense*, *C. frutescens*. There is no mention of the fruit in the Pen Ts'au.

**PIPER NIGRUM.**—Black pepper is imported from the East Indies. Unsuccessful attempts have been made to cultivate it. It is used as a stimulant and stomachic.

**CINNAMON.**—The *C. aromaticum* is found in Cochin China. It is used more as a condiment than as a medicine. Cassia buds are rec-

<sup>1</sup> Chinese Repository, vol. 2, p. 447.

<sup>2</sup> Chinese Repository, vol. 10, p. 126. Eteih made an alcoholic liquor in the reign of Ta Ju, B. C. 2205; for so doing he was banished. The grape is not indigenous.

<sup>3</sup> The Middle Kingdom, vol. 2, p. 75.

<sup>4</sup> The grape is not pressed for wine. *History of China*, p. 17.

<sup>5</sup> Burnett's *Flora of China*.

ommended in the Pen Ts'au in eczematous affections behind the ear, called "moon sores," supposed to be brought on by lunar influences. The Chinese think that cinnamon affects the uterus.

**MACE.**—Is said originally to have come from central Asia, but now grows near Canton. It is not much used as a spice. Internally it is given as an astringent and anti-vinous remedy.

**CLOVES.**—Chinese works speak of the tree growing in Canton province. The male flowers are supposed to be the efficacious ones; they are known to be carminative and stimulating.

**PIMENTO.**—No account is given of it.

**GINGER.**—Largely grown in Hupeh and Kiangsi. In the green state it is eaten as a condiment. Stomachic properties are attached to the root.

**CARDAMOM.**—This is said to come to China from southern India, but is now grown in Canton province. It is thought to do good in affections of the stomach. Part used, the seeds.

**ACORUS CALAMUS.**—Met with in China; is used in medical practice.

**GAULTHERIA.**—No account is given of it.

**MINT.**—Several species are found in China, viz., *M. hirsuta*, *M. crispa* and *M. canadensis* (Burnett); all are used as carminatives.

**LAVENDER.**—No account of it is given.

**FENNEL.**—The anise and sweet fennel are confounded in the Pen Ts'au, as is caraway.

**VANILLA.**—No account is given of it.

**DIGITALIS.**—<sup>1</sup>The root of a species of fox-glove is brought from Honan, and is used as a blood purifier.

**VERATRUM.**—The *V. nigrum* is the only one of this group (*Melanthaceæ*) which has been identified. It is known to be an active poison by the Chinese.

**GELSEMIUM.**—No account is given of the *G. sempervirens*, but the *Jasminum sambac* is found. The roots of the jasmine plants are known to be powerfully sedative.

**ANTIMONY.**—An ore of lead found near Chefoo yields antimony. The Pen Ts'au states that wine allowed to turn sour in pewter cups becomes poisonous.

**POTASSIUM NITRATE.**—Found efflorescent on the soil in Manchuria; it is collected and purified by solution, filtration and crystallization.

<sup>1</sup> *Digitalis Chinensis*: Burnett, *Flora of China*, p. 382.

Potassium nitrate is confused with sodium sulphate. The Pen Ts'au recommends saltpetre in the same way as it is used by us.

**BORAX.**—Found as a deposit on the shores of the lakes of Thibet. For medicinal use it is refined. It is said to prevent drunkenness if taken beforehand. Antiphlogistic, resolvent and expectorant properties are attached to this drug, the effects of which are better understood than any drug in the Chinese Materia Medica.

**SPIRITUS ÆTHERIS NITROSI.**—Unknown.

**VEGETABLE ACIDS.**—No account is given of the preparation of these.

**ACETIC, TARTARIC, CITRIC.**—No mention of the lemon is made in the Pen Ts'au.

**NUX VOMICA.**—Originally came from central Asia, but is now brought from Sechuen. The seeds are used to poison dogs; it is forbidden to sell them to unknown persons. They are recommended as useful in fevers, throat affections and abdominal enlargements.

**ERGOT.**—The Chinese do not cultivate rye. Maize and rice occasionally become ergotized. Some of these grains are said to have produced abortion.

**IPECACUANHA.**—Not indigenous in China. The heroic doses used in Indian practice in dysentery are not well borne by the Chinese.

**SANGUINARIA, GILLENIA, TAMARINDUS.**—No account of these is given.

**CASTOR OIL.**—<sup>1</sup>The *Ricinus communis* grows in Hupeh, but is said to be of foreign origin. The leaves are applied to swellings as a discutient, and administered internally as an expectorant. The seeds are used locally (crushed), combined with the oil of the seeds. The pulp is rubbed into the palms in palsy, on the temples in headache, and introduced into the meatus urethræ in stricture. The pulp is rubbed on the soles of parturient women to hasten the birth of the child and to expel the placenta. It is stuffed into the ears and rubbed over the top of the head in prolapsus uteri; with the oil it is applied to burns and scalds.

**MANNA.**—No account is given of the <sup>2</sup>*Fraxinus ornus*. *Tamarix chinensis* is said to produce manna.

**CASSIA FISTULA.**—This plant is not mentioned in the Pen Ts'au, nevertheless the natives of Kwangsi gather the pods for the sake of

<sup>1</sup> *Flora of China*, 354. Seldom used as a laxative.

<sup>2</sup> Burnett gives the *Fraxinus chinensis*, p. 384, *Flora of China*.

their purgative pulp and seeds. The drug is unknown in central China. Dr. Williams states that the Chinese cassia is less active than the American.

**SULPHUR.**—Has been obtained from the volcanic districts of Turfan, from Tangut and from Sechuen. Sulphur springs are met with near Chefoo. Japanese sulphur has long been utilized in China. The ordinary article is met with in crystalline masses of a pale-yellow colour, and is known by the Chinese to be injurious. It is used in rheumatism, fevers, dysentery, in impotency and in worms. It is used locally with camphor, muricia seeds and chaulmugra seeds in the treatment of itch and pediculi.

**MAGNESIUM SULPHATE.**—A mineral salt is alluded to in the Pen Ts'au as present in bittern. It is described as yellowish-white, being bitter, cooling and purgative.

**SODIUM SULPHATE.**—This salt was first brought to notice by a Taoist priest, A. D. 627-50. He pointed out that the salt had peculiar powers; that its use would cause longevity and immunity from disease. <sup>1</sup> It is prepared as follows: "ten catties <sup>2</sup> [of the salt are dissolved in a picul] <sup>3</sup> of water and exposed to the moon's rays during one night. This process is repeated with liquorice root, and then the saline product is heated in a vessel which is first luted down and then carefully closed, the heat being reapplied. The resulting solution is then filtered, exposed for three days to let the fire pass off from it, and is then to be finally mixed with liquorice powder." It is prescribed in fevers and as a mild escharotic.

**ROCHELLE SALT.**—No account is given of it.

**RHEUM.**—Rhubarb is indigenous in China, and grows in Hupeh, <sup>4</sup> Shensi and Sechuen, but the latter produces the best root. The Chinese drug, in its native country, is a powerful one, causing severe purging and prostration. The Pen Ts'au places it at the head of poisonous plants. The Chinese use rhubarb as a laxative, stomachic, astringent and diuretic. The stalks are not eaten. The leaves are said to be insectifugal. The Chinese consider the outside world dependent on them for rhubarb, and obliged to resort thither to relieve themselves of an otherwise irremediable constipation.

<sup>1</sup> Chinese Materia Medica and Natural History, p. 200.

<sup>2</sup> 1½ lbs. avoirdupois.

<sup>3</sup> 133 lbs.: History of China, p. 15.

<sup>4</sup> This province is famed for it. History of China, p. 15.

**JUGLANS CINERIA.**—No account of the butternut is given. The bark of the <sup>1</sup>J. regia is used as an astringent.

**ALOE.**—Grows in the vicinity of Canton, according to the Pen Ts'au. One of its Chinese names means elephant's gall. It is known to be laxative. It is mostly now employed as a wash combined with liquorice in lepra, etc.

**SENNA.**—The true senna is known to grow in China. The leaves of other species of cassia are employed with like effects.

**JALAP.**—The true jalap-root is not found in China.

**PODOPHYLLUM.**—No account is given of it.

**SCAMMONY.**—No account is given of it.

**COLOCYNTH.**—No account is given of the *Citrullus colocynthis*. According to Chinese authors a certain kind of melon (botanical name not stated) should be eaten with caution, as it frequently brings on severe diarrhœa.

**GAMBOGE.**—Is found in Cochin China. The Chinese think it a substance vomited by serpents. Chinese draughtsmen use gamboge as a pigment; it has no medicinal use. The Pen Ts'au puts it down as poisonous. Its action is too violent for Chinese practice.

**ELATERIUM.**—No account is given of the *Momordica elaterium*, but the *M. balsamina* is found. This plant ripens and bursts, and may then be used in place of elaterium.

**CROTON OIL.**—*C. tiglium* is met with in China. Several species are described in the Pen Ts'au. The entire fruit is officinal. Among the Chinese the oil of the seeds is put to the same uses as with us. <sup>2</sup>Burnett speaks of the *C. tiglium* and other species.

**PILOCARPUS.**—No account is given of jaborandi.

**SARSAPARILLA.**—Known and described by the Chinese. The part used is the root. It is set down as tonic and diuretic. It has been used since the Ming dynasty in the treatment of syphilis.

**MEZEREUM.**—No account is given of it.

**GUAIAC, SASSAFRAS, ERIGERON, COLCHICUM, APOCYNUM.**—No account is given of these.

**SCILLA.**—<sup>3</sup>The true squill is not met with in China.

**TARAXACUM.**—Found in China. <sup>4</sup>The plant is stated to be the

<sup>1</sup> Flora of China, Burnett, p. 348.

<sup>2</sup> Ibid., p. 353.

<sup>3</sup> Icones Plantarum Japonicarum, scilla Japonica crescit in Nippon insularum Japonicarum maxima.

<sup>4</sup> Flora of China, Burnett.

*Lontodon chinense*. The shoots are eaten. Tonic virtues and the property of causing longevity are ascribed to this plant by the Pen Ts'au, but nothing is said of its diuretic effects.

**JUNIPER.**—The medicinal properties of this coniferous plant are not understood by the Chinese.

**CARROT.**—Grows wild in China. It is used as a food, and reputed to be tonic.

**BROOM.**—Nothing is said of it in the Pen Ts'au.

**CANTHARIS.**—The true Spanish fly is not met with in China. Other kinds of flies are collected and dried for use; for example, the *Mylabris schonhein*. This is used in syphilis; it is also the great remedy of the Chinese for hydrophobia. The bite of the mad dog is supposed to impregnate the bitten person; and a little dog, the product of the bite, is sought for in the urine, rendered bloody by a large dose of mylabris. When this condition is brought about recovery is considered certain. The mylabris is also used to produce abortion. It enters into a preparation of bats' dung employed in eye diseases. The insect has all the properties of the cantharis.

**SENEGA, CIMICIFUGA.**—No account is given of either.

**ALLIUM SATIVUM.**—Is indigenous, being cultivated as a garden vegetable. Stimulant, antispasmodic and stomachic properties are referred to it. It is supposed to prevent goitre and pestilential diseases.

**CUBEBA.**—This is not indigenous. <sup>1</sup>The plant grows in China, but is thought to have been introduced into Canton province from Sumatra or Java. The Pen Ts'au describes a berry, the account of which leaves no doubt that the cubeb has been used in China.

**COPAIBA.**—No account is given of it.

**TURPENTINE.**—<sup>2</sup>An extract obtained by heat from coniferous trees of Cambodia is described in the Pen Ts'au. It was used locally in skin diseases.

**MATICO, PAREIRA, BUCHU.**—No account is given of these.

**MYRRHA.**—The *Balsamodendron myrrha* and the mode of collecting the gum-resin is detailed in the Pen Ts'au. The tree is said to grow in the south of China. It is employed as an astringent and sedative.

**BENZOIN.**—Imported into China from the East Indies. It is pre-

<sup>1</sup> Chinese Repository, vol. 2, p. 459.

<sup>2</sup> *Pinus chinensis*, found near Ningpo: Treaty Ports of China and Japan, p. 349.

scribed in the Pen Ts'au to be used against worms. If benzoin is pure, the Chinese believe that its fumes will charm mice out of their holes.

**STYRAX.**—The trees yielding styrax, obtained from different species of liquidambar, grow throughout China. Plasters are made of the gum for the treatment of the sores of leprosy, sinuses, etc. It enters into a suppository, described in the Pen Ts'au, for constipation. Styrax is used per orem as a stimulant and anti-hemorrhagic remedy.

**BALSAM OF PERU AND TOLU.**—No account is given of these balsams.

**SABINA, RUTA.**—No account of either is given. Burnett mentions (p. 377) the *Ruta angustifolia*.

**RUBIA.**—Is used as a dye. The plant grows in Hupeh. Emmenagogue properties are referred to the root in the Pen Ts'au. According to Chinese testimony the root is, to some extent, poisonous, with a determination to the uterine organs.

**MERCURY.**—Found in many of the provinces; is called "water silver." The metal is set down in medical works as deleterious. The power to make one immortal was anciently affirmed of it. The Chinese have been fond of the study of alchemy, including the changes undergone by mercury in the fire. Now these studies have been discontinued; but before the Christian era they had made considerable progress in them. Metallic mercury is sometimes taken by prostitutes to prevent conception. In making mercuric oxide "no woman, dog or fowl may look on during the operation." *Cinnabar* is termed the "immortal elixir," the equivalent of the philosopher's stone of the West. This ore was investigated, according to the Rev. J. Edkins, by Chinese alchemists as early as the Christian era. *Cinnabar* is considered to be at the head of all metals and minerals, and to be capable of transmutation in equal periods of two hundred years into any of the five principal metals, ending with gold. Children were formerly dosed with this drug as soon as born, possibly with an idea of warding off congenital syphilis. Small quantities are worn in bags by children to drive away spirits and chorea. In a portion of China the entire population on the fifth day of the fifth month (a festival) take a small dose as a prophylactic. *Calomel.*—The writer finds no positive statement that it was known in ancient Chinese practice. It is said to be a native mineral in Cleyer's *Specimen Medicinæ*. Lochardt mentions it. <sup>1</sup> An-

<sup>1</sup> Chinese Repository, vol. 18, p. 507.

other authority states that the Chinese apply calomel ointment to ulcers.

**IODINE.**—No account of this element is given. According to Chinese writers sea-weed has been used in the treatment of goitre, this disease being common in Sechuen province. The iodides are unknown; they are largely used in the Medical Mission hospitals.

**BROMINE.**—No account is given of it.

**IODOFORM.**—Not known.

**OLEUM MORRHUÆ** —<sup>1</sup>The cod has not been met with in Chinese waters. The Chinese, so far as known, do not extract the oil from the liver of any fish, but they prepare an oil from the entrails of a species of fish. Cod-liver oil does not act well on the Chinese.

**ARSENIC.**—Found in Kiangsi province, it occurs in crystalline masses of a grayish or yellowish colour. It is frequently sublimed, and according to the Pen Ts'au the action of the fire is supposed to develop the poison in the mineral. Both the mineral and its fumes are known to be poisonous. None of the arsenical preparations can be sold in the shops without there being witnesses as to the propriety of the sale. If the druggist ignorantly or carelessly breaks this regulation he receives eighty blows; if fatal effects result, the buyer and seller are decapitated; if not fatal, both are strangled. Some such system might not be out of place in civilized countries. Tonic, alterative and insecticide properties are ascribed to this mineral. According to the Pen Ts'au white arsenic has been used to cure ague. A compound powder of arsenic is used; it contains muricia seeds, croton beans, sal ammoniac, crude arsenic, bitumen and oil of muricia seeds. This mixture is to be put into the ground for seven weeks, and then taken up and divided into small pieces. It is used as a caustic to destroy proud flesh, tumours, etc. This is the favourite mode of dealing with such cases by Chinese surgeons. Arsenic is forbidden in eruptions and sores.

**CALCIUM, SALTS OF.**—Calcic carbonate is found in Tung-chau-fu, and is confused with gypsum. It is sprinkled upon burns and scalds. Impure calcic oxide is obtained from kilns. A preparation of lime and oil (bearing striking similarity to carron oil) is described in the Pen Ts'au for burns. Calcic sulphate is reputed to be astringent. Mortar and putty are officinal in the Pen Ts'au. The calcium salts are but little used in Chinese medicine now.

<sup>1</sup> Chinese Mat. Med. and Nat. His., p. 159.

**AMMONIUM.**—Sal ammoniac is brought from the province of Kansuh. Nitre ( $\text{NaNO}_3$ ), borax and sodic sulphate are confounded with it. Its chief use is in dissolving corneal opacities. It is also known to act as a sedative, deobstruent, and as a mild escharotic.

**POTASSIC SALTS.**—Soda and potash salts have never been carefully distinguished by Chinese writers. A kind of pearl ash is mentioned in the Pen Ts'au as obtained by burning certain polygonaceous plants. There is some carbonate in this, which is recommended in dyspepsia.

**SODIC SALTS.**—Sodium carbonate, the product of the soil, is obtained from Mongolia and Thibet. Sodium sulphate is found in Sechuen, and is often confounded with nitre. The sodium salts are used as salines and as purgatives. According to a Tauist priest (A. D. 627-50) sodium sulphate has the power of causing longevity and immunity from diseases. The Chinese have no soap in general use, and do not understand the chemical combination of an alkali and oil. <sup>1</sup>In Manchuria an animal alkali is found.

**LITHIUM SALTS.**—No mention is made of lithium.

**SINAPIS.**—*S. alba* is not indigenous in China, but brought from Asia to the province of Sechuen. *S. nigra* is indigenous. It is supposed to act as well on the lungs as on the stomach.

**BURGUNDY PITCH.**—The Pen Ts'au refers to the product of coniferous trees. It would seem that the preparation of pitch was not understood.

**ZINC.**—The Chinese do not carefully distinguish zinc from tin, lead, antimony and pewter. They do not well understand the astringent properties of zinc salts, except calamine. Tutty ( $\text{ZnO}$ ), from "tutum," a Tamul word, is unknown.

**WATER.**—The Pen Ts'au places water at the head of all medicinal agents, and fully discusses its conditions and uses. It is placed in the front of the sixteen divisions of all known substances, being divided into the celestial and terrestrial kinds. The hydropathic system seems to have been in vogue in the time of the great surgeon <sup>2</sup>Hwa-to, who practiced the use of the cold douche. The hæmostatic properties of water are insisted on, especially in uterine hemorrhage. In cases of poisoning by carbonic acid gas and by the excessive use of alcohol cold compresses have been laid on the chest to excite respiration. The local application of water to the eyes has been intelligently de-

<sup>1</sup> Treaty Ports of China and Japan, p. 484.

<sup>2</sup> Han dynasty, B. C. 202 to A. D. 221.

scribed. Hot water is often drunk by the Chinese as an antidote, diuretic and laxative, and sea water is recommended in scaly eruptions. The water in which the five precious metals have been boiled, viz., gold, silver, copper, iron and tin, is a popular domestic remedy in accidents of any kind.

ACACIA.—A gummy extract is obtained from different species of acacia, which is employed as a plaster, and as a retentive agent in fractures and sprains.

TRAGACANTH.—No account is given of it.

LINUM.—Not indigenous; the seeds are confused with sesamum.

ULMUS.—<sup>1</sup>U. chinensis and U. pumila are stated to be Chinese species of the elm. The bark is the part used. Both this and the sawdust enter into the composition of incense. Demulcent properties are referred to this bark.

ALTHEA.—It is doubtful whether the A. officinalis is found in China.

SESAMUM.—The S. indicum is extensively cultivated in China for the sake of its seeds, which are used in Chinese confections. Two sorts of seeds are known—the white and black. An expressed oil is obtained from these, which keeps well, and is well adapted as a substitute for olive oil.

CYDONIUM.—The C. japonica grows in Sechuen. The seeds are demulcent, and are used in diarrhœa.

LIQUORICE.—Two kinds are known: the Glycerrhiza glabra and the G. echinata. They are found in Shanshi, Kansuh, and in Sechuen. Licorice root stands next to ginseng in importance in Chinese pharmacy. It enters into a large number of prescriptions as an adjunct. It is also used to allay thirst, fevers, and distress of breathing. It is thought to have the power of rejuvenating those who consume it for a long period. The Chinese do not make an extract of the root.

IRISH MOSS.—No mention is made of the Chondrus crispus. Several species of marine algæ are found from Shantung to southern China, also along the Korean and Japanese coasts, which are used as food.

ICELAND MOSS.—No mention is made of it.

AMYLUM.—The Pen Ts'au states that starch is prepared from wheaten flour by washing and separation.

MARANTA.—The best native arrow-root comes from the provinces

<sup>1</sup> Flora of China, Burnett.

of Kiangsi and Chehkiang. The process by which it is made is not mentioned in the Pen Ts'au.

CANNA.—No mention is made of it.

TAPIOCA.—The writer can find no account of it.

SAGO.—The Chinese account in the Pen Ts'au seems to point to a sago palm, but of what species is not known. This work credits the article with nutritive properties.

BARLEY.—The *Hordeum distichon* is the common kind met with. The uses of barley as food for man and beast and as a source of spirit are indicated in the Pen Ts'au. Writers quoted in this work ascribe to it tonic and demulcent properties.

RICE.—Forms the bulk of Chinese food. Before eating, the Chinese steam the grain. Rice ashes are used as an alkaline remedy in urinary diseases.

MAIZE.—Introduced probably from Japan, is largely cultivated in all parts of China. It is used as an article of diet.

SALEP.—No account is given of it.

ISINGLASS.—Is made from fish and also from sea-weed. The Pen Ts'au speaks of isinglass plaster for wounds.

LARD.—Obtained from the hog by the Chinese. Lard is but little used in the preparation of ointments by the Chinese.

SUET.—Made from the fat of sheep. Reputed to be of service in coughs, but the Chinese dislike to use animal fats. This has led to the discovery and employment of many vegetable oils.

SPERMACETI.—The whale is known to the Chinese, but so far as ascertained this substance is not spoken of in their books.

WAX.—Known to the Chinese as the product of an insect. A kind of wax bolus is brought from Canton and is much used as a pectoral dose. White wax is taken internally after accidents.

OLEUM THEOBROMÆ.—No mention is made of it.

GLYCERIN.—Unknown.

COLLODION.—Unknown. Since its introduction it finds great favour with the Chinese, who are fond of sealing up wounds.

SUGAR.—Has been known for ages by the Chinese. It is stated that the too free use of sugar damages the teeth and digestive apparatus.

HONEY.—This was formerly confounded with sugar. It was much used as a pill excipient, and has been applied to the eye in cataract.

SAFFRON.—Originally brought to northern China from Thibet. It is given in incipient small-pox to bring out the eruption, and in menstrual diseases.

**SANTALUM.**—The wood of the *Pterocarpus santolinus* is used as a tonic and astringent. On account of the red colour of the wood it is supposed to act on the blood. The tree grows in Canton and Yunnan provinces. <sup>1</sup> An oil is made from the wood.

**COCHINEAL.**—Is not mentioned in the Pen Ts'au. Is imported into southern China, the Cantonese having learned its use as a dye.

**SPIGELIA.**—Not mentioned.

**CHENOPODIUM.**—Five varieties are described in the Pen Ts'au, though the *C. anthelminticum* is not given. Cooling, lenitive, demulcent and insecticide properties are ascribed to the seeds.

**SANTONICA.**—The *Artemisia cina* is not spoken of. Many species of artemisia are given in the Pen Ts'au, some of which are used, especially the *A. dracunculus*, which is used in vermes.

**AZEDARACH.**—The *Melia azedarach* is common in the province of Hupeh. The root and bark are used in the treatment of skin diseases. The seeds of the fruit are used in fevers, fluxes, vermes and urinary diseases. The root has emetic properties.

**MUCUNA.**—No account is given of it.

**FILIX MAS.**—No account is given of it. <sup>2</sup> Found in shady localities in Asia.

**BRAYERA.**—No account is given of it.

**KAMALA.**—No account is given of it. <sup>3</sup> Burnett mentions two species.

**PEPO.**—The seeds of the *Cucurbita pepo* are eaten as a dessert with tea. Nothing is said about their anthelmintic virtues.

#### SOME MEDICINES PECULIAR TO THE CHINESE MATERIA MEDICA.

**GINSENG.**—A drug of great reputation; in point of importance and uses corresponds to our cinchona. It is the root of an araliaceous plant—the *Panax ginseng*. It is brought from Shingking and Pehchi-hli provinces. The plant grows also in Manchuria and Corea. The portion used is the root, which comes to market about the size of a man's finger, with small rootlets attached. These are yellowish, semi-transparent, and of a sweet, mucilaginous taste. The trade in this drug is large. Its effects are alterative, tonic, stimulant and demulcent, and it is prescribed in almost every severe disease. The leaves are said to be expectorant and emetic.

<sup>1</sup> Chinese Repository, vol. 2, p. 469.

<sup>2</sup> Pharmacopœia of India, p. 259.

<sup>3</sup> Flora of China, p. 253.

**BIRDS' NEST.**—This expensive article, which is used as food for the wealthy and as medicine by the sick, ranks after ginseng in importance. It is the gelatinous nest of a species of swallow found in Java, Borneo, etc., the bird seemingly constructing the nest out of sea-weed. They are thus described: “<sup>1</sup>Externally resembling ill-concocted fibrous isinglass, and of a white colour inclining to red; their thickness is little more than that of a silver spoon, and their weight from  $\frac{1}{4}$  to  $\frac{1}{2}$  ounce.” They are sold in all Chinese drug shops. The birds' nest, as an article of diet or physic, is of recent origin, for no mention is made of it in the Pen Ts'au. They appear only on the tables of the rich or on grand occasions, and according to our taste are overrated. <sup>2</sup>J. R. Young alludes to birds' nest soup as an inferior ragout.

**ARECA.**—The fruit of the Areca catechu, a tree varying a good deal in height, which, according to the Pen Ts'au, grows in Yunnan, Kwangsi, and in the island of Hainan. The nuts average from  $\frac{3}{4}$  of an inch to 1 inch in length. They yield a large proportion of tannin and gallic acid. Tonic, astringent and anthelmintic virtues are ascribed to the nut.

**BAT'S DUNG.**—A coarse brown powder like tea dust. Used internally in ophthalmic affections, dyspepsia, ague, cough and offensive perspirations (on the principle, set a thief to catch a thief), and is applied locally with sugar to foul ulcers.

**BEAR'S GALL.**—Is obtained as a soft black bolus of an aromatic flavour. It is hard to procure, and expensive, and is used homeopathically as an anthelmintic, astringent, and in hepatic affections.

**DRAGON'S BONES.**—A fossil ivory. Is powdered, and given in fevers, fluxes, chorea and spermatorrhœa.

**DRAGON'S BLOOD.**—A misnomer. Is a gum brought from Java and Borneo, and is said to be met with in southern China. Chinese medical writers ascribe to it astringent virtues.

**DRAGON'S SPITTLE.**—A costly gummy substance found floating in the sea or obtained from the belly of a fish inhabiting the Indian Ocean. The dragon is said to cough up this substance. The Chinese ascribe to it wonderful healing powers.

**DRAGON'S TEETH.**—Are fossil teeth, found in the marly beds in the vicinity of Shanghai. They are thought to act on the liver.

**DUNG OF THE SPARROW.**—This mixed with peppercorns, powdered,

<sup>1</sup> Chinese Commercial Guide, p. 82.

<sup>2</sup> Around the World with Grant, vol. 2, article on Canton.

and spirits of wine added, is said to diminish the pain in opening abscesses.

**DUNG OF THE MAGPIE.**—The nest is burnt, and the ashes given in nervous diseases.

**DUNG OF THE PIGEON.**—Is employed in veterinary practice (a matter of congratulation to feel that mankind alone does not require such physic).

The dung of other birds is also used.

**TIGER'S BONES.**—All are set down in the Pen Ts'au as having medicinal properties. The tibiæ and skull bones are esteemed for making a tincture, used in rheumatism, ague and debility.

**DEW.**—Dew collected on the morning of the first day of the eighth month, and mixed with native ink, is said to be good for headaches, applied to the temples.

**SNAKES.**—The flesh, skin, head and tail of several kinds of snakes are used in Chinese medicine. The skin of the white spotted snake is employed in leprosy.

**RHINOCEROS HORN.**—The horns of strong beasts are thought to be tonic and alterative.

**BALSAM SEEDS.**—Balsam seeds are directed to be taken by a woman in childbirth, the soles of her feet, at the same time, being rubbed with as many castor-oil beans as she is years of age.

**FOWLS.**—Black-boned fowls are much prized for making soup for those suffering from lung diseases.

**ELEPHANT'S HIDE.**—This is taken as a remedy by those having wounds difficult to heal.

#### SUMMARY.

I. That the various vegetable remedies of China are not found, as a rule, south of the equator, and the reverse. This is especially true of South American drugs.

II. That the use of arsenic in the cure of malaria has been known for a considerable period to the Chinese. (See p. 490, this article; also Chinese Repository, vol. 18, p. 507.)

III. That the application of the cold douche in bringing about consciousness in cases of poisoning by alcohol, etc., has been known to the Chinese since the Christian era.

IV. That they were in the habit of administering sarsaparilla in syphilis.

AUTHORITIES REFERRED TO.—The Chinese Repository, 20 vols., 1832–1851. Chinese Materia Medica and Natural History, Shanghai, 1870, Smith. Mélanges Asiatiques, Rémusat, 2 vols., 1825. Eitel, Hand-book of Chinese Buddhism. Icones Plantarum Japonicarum, Thunberg, with flor. Japan, 1794. Treaty Ports of China and Japan, Mayer, 1867. Translation of four anatomical diagrams, Harland, 1846. The Poppy Plague, 1876. The Middle Kingdom, 2 vols., 1876. Pharmacopœia of India, Waring. History of China, 1823. Lochardt's Medical Missionary in China. Staunton's Embassy, 2 vols., 1797. Flora of China, Burnett, in 3d volume of an Historical and Descriptive Account of China, 1836.

The first part of the book is devoted to a general survey of the history of the world from the beginning of time to the present day. The author discusses the various stages of human development, from the earliest forms of life to the modern era. He also touches upon the different civilizations that have flourished throughout history, and the impact of their achievements on the world as a whole. The second part of the book is a detailed account of the events that have shaped the modern world, from the French Revolution to the present day. The author analyzes the causes and consequences of these events, and offers his own perspective on the future of the world.

## INDEX.

- Abbreviations, table of, 471  
Abies balsamea, 334  
    canadensis, 424  
    excelsa, 423  
    picea, 423  
Absinthe, 131  
Absinthin, 130  
Absinthium, 130  
Abstract of aconite, 217  
    conium, 257  
    digitalis, 252  
    ignatia, 244  
    jalap, 298  
    nux vomica, 244  
    podophyllum, 300  
    senega, 332  
Abstractum aconiti, 217  
    conii, 257  
    digitalis, 252  
    ignatiæ, 244  
    jalapæ, 298  
    nucis vomicæ, 244  
    podophylli, 300  
    senegæ, 332  
Acacia, 440  
    catechu, 178  
    nilotica, 441  
    verek, 440  
Aceta, 37  
Acetic acid, 238  
    diluted, 238  
    glacial, 238  
Acetum lobeliæ, 85  
    opii, 64  
    sanguinariæ, 271  
    scillæ, 321  
Achillea, 133  
    infusion of, 133  
    millefolium, 133  
    oil of, 133  
Achillein, 133  
Acid acetic, 238  
    aconitic, 86, 133  
    anemonic, 223  
    angelic, 264  
    anthemic, 128, 129  
    arabic, 442  
    aromatic sulphuric, 170  
    arsenious, 434  
    benzoic, 346, 348, 417  
    boheic, 115  
Acid boracic, 415  
    boric, 415  
    caffaic, 115  
    caffeo-tannic, 115  
    cambogic, 304  
    cantharidic, 427  
    carbolic, 405  
    carminic, 461  
    catechuic, 178  
    catechu-tannic, 178  
    cathartic, 294  
    cerylic, 144  
    cetraric, 449  
    chelidonic, 300  
    chromic, 434  
    chrysophanic, 437  
    cincho-tannic, 136  
    cinnamic, 206, 346, 347, 348  
    citric, 238  
    cocatannic, 116  
    columbic, 125  
    copaivic, 338  
    cornic, 146  
    cresylic, 409  
    cubebic, 339  
    cyanohydric, 92  
    diluted acetic, 238  
        hydrocyanic, 92  
        hydrochloric, 173  
        muriatic, 173  
        nitric, 172  
        nitro-hydrochloric, 173  
        nitro-muriatic, 173  
        sulphuric, 170  
        phosphoric, 385  
    erucic, 420  
    eugenic, 208  
    euonic, 302  
    felicitic, 467  
    ferulaic, 110  
    gallic, 176, 177  
    gelseminic, 224  
    gentisic, 123, 124  
    glacial acetic, 238  
    guaiacic, 315  
    guaiaconic, 315  
    guaiaretic, 315  
    gummic, 442  
    hydrochloric, 172  
    ipecacuanhic, 267  
    juglandic, 290

- Acid kinic, 135  
   kinovic, 136  
   kramero-tannic, 180  
   lactic, 459  
   lobelic, 83  
   margaric, 454  
   meconic, 58  
   mino-tannic, 175  
   muriatic, 172  
   myrrhic, 345  
   nitrate of mercury, 357, 367, 436  
   nitric, 171  
   nitro-hydrochloric, 173  
   nitro-muriatic, 173  
   œnanthic, 197  
   oleic, 452, 454  
   ophelic, 126  
   phenic, 405  
   phosphoric, 385  
   polygalic, 331  
   potassium tartrate, 319  
   prussic, 92  
   pyroligneous, 336  
   querci-tannic, 181  
   rhatania-tannic, 180  
   rhatanic, 180  
   rheo-tannic, 289  
   rheumatic, 289  
   salicylic, 411  
   santalic, 461  
   sclerotic, 246  
   stearic, 454  
   succinic, 118  
   sulphuric, 169  
   sulphurous, 170  
   tannic, 174, 177, 181, 183, 185  
   tartaric, 239  
   tiglinic, 306  
   toxicodendric, 244  
   valerianic, 113, 129  
 Acida mineralia, 168, 436  
   vegetabilia, 237  
 Acids, mineral, 168, 436  
   vegetable, 237  
 Acidum aceticum, 238  
   dilutum, 238  
   glaciale, 238  
   arseniosum, 378, 434  
   benzoicum, 417  
   boricum, 415  
   carbolicum, 405  
   crudum, 405  
   chromicum, 434  
   citricum, 238  
   gallicum, 176  
   hydrochloricum, 172  
   dilutum, 173  
   hydrocyanicum dilutum, 92  
   lacticum, 459  
   nitricum, 171  
 Acidum nitricum dilutum, 172  
   nitro-hydrochloricum, 173  
   dilutum, 174  
   oleicum, 452  
   phosphoricum dilutum, 385  
   salicylicum, 411  
   sulphuricum, 169  
   aromaticum, 170  
   dilutum, 170  
   tannicum, 174  
   tartaricum, 239  
   valerianicum, 113  
 Acipenser huso, 451  
 Aconite, 85, 217  
 Aconitia, 86  
 Aconitic acid, 86, 133  
 Aconitum, 85, 217  
   napellus, 85  
 Acorin, 212  
 Acorus calamus, 211  
 Actual cautery, 24, 437  
 Acupuncture, 19  
 Adeps, 451  
   benzoinatus, 452  
 Adhesive plaster, 337  
 Æsculin, 224  
 Æther, 100  
   fortior, 100  
 Agathotes chirata, 126  
 Age, influence of on medicinal effects, 44  
 Alcohol, 193  
   amylic, 107, 193  
   diluted, 197  
   dilutum, 197  
 Alcoholic extract of cantharides, 429  
   hyoscyamus, 80  
   potassa, 433  
 Alder buckthorn, 295  
 Algæ, 449  
 Alkaline carbonates, 319  
   salts, 319  
 Alkali, volatile, 199  
 Allium, 332, 425  
   sativum, 332  
 Allspice, 208  
 Allyl, 333  
   sulphocyanide, 421  
 Almond mixture, 442  
 Aloe, 291  
   purificata, 292  
 Aloes, 291, 349  
   Barbadoes, 291  
   Cape, 291  
   hepatic, 291  
 Aloe socotrina, 291  
   spicata, 291  
   vulgaris, 291  
 Aloes purified, 292  
   socatrine, 291

- Aloin, 292  
 Alteratives, 53, 351  
 Alterative diaphoretics, 312  
 Althæa, 445  
     *officinalis*, 445  
 Alum, 191, 272, 436  
     ammonio-ferric, 159  
     dried, 191, 192  
     whey, 192  
 Alumen, 191, 272, 436  
     *exsiccatum*, 192  
 Aluminii sulphas, 192  
 Aluminium sulphate, 192  
 Amber, 118  
 American columbo, 124  
     hellebore, 218  
     hemp, 88  
     poplar, 131  
     silver fir, 334  
     white turpentine, 333  
 Ammonia, 117, 199  
     preparations of, 199  
 Ammoniac, 112, 348  
 Ammoniac plaster with mercury,  
     356, 358  
 Ammoniacum, 112, 348  
 Ammonia aqua, 200  
     *fortior*, 200, 430  
     *linimentum*, 423  
     *præparata*, 199, 399  
     *spiritus*, 200  
         aromaticus, 200, 399  
 Ammoniated copper, 161  
     glycyrrhizin, 448  
     mercury, 357, 366  
     tincture of guaiac, 315  
         *valerian*, 113  
     tinctures, 35  
 Ammonii acetatis liquor, 236  
     benzoas, 418  
     bromidum, 71  
     carbonas, 201  
     chloridum, 388  
         *purificatum*, 388  
     iodidum, 373  
     phosphas, 389  
     *præparata*, 399  
     sulphis, 171  
     *valerianas*, 113  
 Ammonio-cupric sulphate, 161  
 Ammonio-ferric alum, 159  
 Ammonium alum, 191  
     benzoate, 418  
     carbonate, 201  
     chloride, 388  
     iodide, 373  
     phosphate, 389  
     preparations, 399  
     sulphite, 171  
 Amygdalin, 96, 147  
 Amygdalus communis, 96  
 Amyl nitrite, 107  
 Amylic alcohol, 107, 193  
 Amylum, 450  
     *iodatum*, 371, 451  
 Anæsthetics, 53, 99  
 Anamirta cocculus, 259  
 Andira araroba, 437  
 Anemone patens, 222  
     *pretensis*, 222  
     *pulsatilla*, 222  
 Anemonic acid, 223  
 Anemonin, 223  
 Angelic acid, 264  
 Angosturine, 132  
 Angostura, 131  
     false, 132, 248  
 Animal fats, 451  
 Anise, 216  
     star, 216  
     water, 216  
 Anisum, 216  
 Anodyne, Hoffman's, 119  
 Antacids, 53, 319, 392  
 Anthelmintics, 53, 462  
 Anthemiac acid, 128, 129  
 Anthemis, 128  
     *cotula*, 129  
     *nobilis*, 128  
 Anthenaidina, 129  
 Antilithics, 393  
 Antimonial ointment, 431  
     preparations, 310  
     powder, 232  
     wine, 231  
 Antimonious oxide, 228  
     sulphide, 231  
         *purified*, 231  
 Antimonii oxidum, 228  
     *et potassii tartras*, 228, 272  
     sulphidum, 231  
         *purificatum*, 231  
     *præparata*, 228  
     sulphuratum, 231  
 Antimonium and potassium tartrate,  
     228, 272  
 Antimony, pills of, 232  
     preparations of, 228  
     sulphurated, 231  
     tartarized, 228  
     wine of, 231  
 Antiseptics, 53, 402  
 Antispasmodics, 53, 109  
 Apiol, 329, 349  
 Apis mellifica, 452, 459  
 Apocynaceæ, 325  
 Apocynum, 325  
     *androsæmifolium*, 326  
     *cannabinum*, 325  
 Apomorpha, 58

- Apomorpha hydrochlorate, 271  
 Apomorphiæ hydrochloras, 271  
 Apomorphinæ hydrochloras, 271  
 Apomorphine hydrochlorate, 271  
 Aporetin, 289  
 Apothecaries' weight, 40  
     measure, 42  
 Apples, 274  
 Applications of medicines to the  
     skin, 45  
         to mucous membranes, 47  
         to serous membranes, 50  
         to ulcers, wounds, etc., 50  
 Approximate measures, 42  
 Aqua, 439  
     ammoniæ, 200, 430  
         fortior, 200, 430  
     amygdalæ amaræ, 96  
     anisi, 216  
     aurantii florum, 214  
     camphoræ, 98  
     chlori, 401  
     cinnamomi, 206  
     creasoti, 411  
     destillata, 439  
     fœniculi, 216  
     menthæ piperitæ, 214  
         viridis, 214  
     rosæ, 184  
 Aquæ, 34  
 Arabin, 441  
 Arabic acid, 442  
 Araceæ, 114, 211  
 Araroba, 437  
 Arbutin, 213, 343, 345  
 Arctostaphylos uva ursi, 342  
 Argenti nitras, 164  
     fusus, 166, 432  
         dilutus, 166, 432  
     oxidum, 166  
     præparata, 164  
 Argol, 286  
 Argyria, 165  
 Aricina, 136  
 Aristolochia reticulata, 127  
     serpentaria, 126  
 Aristolochiaceæ, 127  
 Arnica, 225  
     montana, 225  
     flowers, 225  
     root, 225  
 Arnicæ flores, 225  
     radix, 225  
 Arnicin, 225  
 Aromatic bitters, 120, 126  
     powder, 211  
     spirit of ammonia, 200, 399  
     sulphuric acid, 170  
     syrup of rhubarb, 290  
     tincture of rhubarb, 290  
 Aromatic wine, 131, 215  
 Aromatics, 193, 203  
 Arrack, 198  
 Arsenic, 378  
     preparations of, 378  
     oxide, 378  
     white, 378  
 Arsenii et hydrargyri iodidi liquor,  
     385  
     iodidum, 384  
     præparata, 378  
 Arsenious acid, 378, 434  
 Arsenite of potassium, solution of,  
     383  
     of sodium, 384  
 Artanthe elongata, 341  
 Artemisia absinthium, 130  
     maritima, 465  
 Arteriotomy, 17  
 Artificial camphor, 97  
     musk, 118  
 Asafetida, 110, 348  
 Asafœtida, 110, 348  
 Asagræa officinalis, 221  
 Asaparagin, 446  
 Aspidium, 467  
     filix-mas, 467  
     marginale, 467  
 Aspiration, 20  
 Aspirator, 20  
 Astragalus gummifer, 442  
 Astringent bitters, 121, 133  
 Astringents, 53, 174  
     mineral, 174, 185  
     vegetable, 174  
 Atomization of fluids, 48  
 Atomizers, 49  
 Atropa belladonna, 73  
 Atropia, 73  
     sulphate of, 74  
 Aurantiaceæ, 213  
 Aurantii amari cortex, 213  
     dulcis cortex, 213  
     flores, 214  
 Auric and sodium chloride, 368  
 Auri et sodii chloridum, 368  
 Azedarach, 466  
  
 Balm of Gilead tree, 334  
 Balsam of fir, 334  
     Peru, 347  
     Tolu, 348  
 Balsamodendron myrrha, 345  
 Balsams, 346, 347, 348  
 Balsamum Peruvianum, 347  
     Tolutanum, 348  
 Bandages, 19  
 Barbadoes aloes, 291  
 Barbary gum, 441  
 Barberry, 126

- Barilla, 396  
 Bark of cotton root, 248  
 Barley sugar, 458  
 Barosma betulina, 342  
     crenulata, 342  
     serratifolia, 342  
 Basham's mixture, 155  
 Basic quinia sulphate, 142  
 Basilicon ointment, 337  
 Bassora gum, 441  
 Bassorin, 442  
 Baths, 25  
     of iodine, 371  
     nitro-hydrochloric acid, 173  
     sodium arseniate, 384  
 Baunscheidtismus, 20  
 Bay rum, 198  
 Bean of St. Ignatius, 244  
 Bearberry, 342  
 Bebeeria, 147  
     sulphate, 148  
 Bebeeru bark, 147  
 Bee, 452, 459  
 Beet-root sugar, 458  
 Belladonna, 73  
     leaves, 73  
     root, 73  
 Belladonnæ folia, 73  
     radix, 73  
 Benjamin tree, 346  
 Benne oil, 446  
 Benzoate of ammonia, 418  
     lithium, 399  
 Benzoe amygdaloides, 346  
     in sortis, 346  
 Benzoic acid, 346, 348, 417  
     aldehyde, 96  
 Benzoin, 346  
 Benzoinated lard, 452  
     ointment, 452  
 Benzoinum, 346  
 Berberia, 122, 125, 126, 300, 316, 329  
 Berberidaceæ, 299  
 Berberina, 122, 125, 126, 300, 316, 329  
 Berberine, 122, 125, 126, 300, 316, 329  
 Beta-colchicoresin, 322  
 Bhang, 88  
 Bicarbonate of potassium, 395  
     sodium, 397  
 Bichloride of methylene, 106  
     mercury, 357, 362, 436  
 Bichromate of potassium, 391, 436  
 Bismuth, citrate of, 167  
     subcarbonate of, 167  
     subnitrate of, 166  
     valerianate of, 167  
 Bismuthi et ammonii citras, 167  
     subcarbonas, 167  
     subnitras, 166  
 Bisulphate of quinine, 142  
 Bitartrate of potassium, 286  
 Bitter almond water, 96  
     cucumber, 303  
     orange, 213  
     wine of iron, 158  
 Bittern, 282  
 Bitters, aromatic, 120, 126  
     astringent, 121, 133  
     simple, 120  
 Bittersweet, 91  
 Black draught, 294  
     drop, 64  
     ginger, 210  
     haw, 261  
     mustard, 420  
     nightshade, 91  
     oak, 181  
     pepper, 205, 425  
     snakeroot, 252  
     wash, 360  
 Blackberry, 185  
 Blennorrhætics, 53, 318, 320, 330, 349  
 Blistering cerate, 428  
 Blisters, 419, 425  
 Bloodletting, 17, 18  
 Bloodroot, 269  
 Blue gum-tree, 144  
     mass, 308, 356, 357  
     ointment, 356, 358  
     pills, 308, 356, 357  
     stone, 160  
     vitriol, 160  
 Boheic acid, 115  
 Bone-ash, 201  
     phosphate of calcium, 386  
 Boneset, 129  
 Boracic acid, 412  
 Borate of sodium, 416  
 Borax, 416  
 Bordeaux turpentine, 334  
 Boric acid, 415  
 Borneo camphor, 97  
 Botany Bay kino, 179  
 Bran, 274  
 Brandy, 198  
 Brayera, 468  
     anthelmintica, 468  
 Brazilian sarsaparilla, 313  
 British barilla, 396  
 Bromide of ammonium, 71  
     calcium, 72  
     lithium, 72  
     sodium, 72  
     potassium, 67  
 Bromides, 67  
 Bromine, 405, 435  
 Bromism, 69  
 Bromum, 405, 435  
 Broom, 328  
 Brown mixture, 448

- Brucia, 241, 242, 244  
 Brucine, 241, 242, 244  
 Bryonia, 298  
     alba, 298  
     diorca, 298  
 Bryonin, 298  
 Bryony, 298  
 Buchu, 342  
 Buckthorn, 295  
 Burgundy pitch, 424  
     plaster, 424  
     spurious, 424  
 Burnett's disinfectant fluid, 161  
 Burseraceæ, 345  
 Butea frondosa, 179  
 Butter melted, 279  
     of cocoa, 453  
     of nutmeg, 207  
 Butternut, 290  
  
 Cacao butter, 453  
 Caffea arabica, 115  
 Caffaic acid, 115  
 Caffaina, 115, 116  
     citrate, 116  
     valerianate, 116  
 Caffeo-tannic acid, 115  
 Cajeput oil, 208  
 Calabar bean, 257  
 Calabria, 257  
 Calamina præparata, 163  
 Calamine, 163  
 Calamus, 163  
 Calcii bromidum, 72  
 Calcii carbonas præcipitatus, 401  
     chloridum, 388  
     hypophosphis, 386  
     phosphas præcipitatus, 386  
     præparata, 400  
     sulphis, 171  
 Calcined magnesia, 281  
 Calcium, chloride of, 388  
 Calcium, precipitated carbonate of, 401  
     hypophosphite of, 386  
     precipitated phosphate of, 386  
     preparations of, 400  
     sulphide of, 171  
     sulphite of, 171  
     sulpho-carbolate, 409  
 Calendula, 316  
     officinalis, 316  
 Calendulin, 316  
 Calisaya bark, 134  
 Calomel, 307, 357, 360, 368  
 Calor, 23  
 Calumb, 125  
 Calumba, 125  
 Calx chlorata, 404  
     sulphurata, 171  
  
 Cambogia, 304  
 Cambogic acid, 304  
 Camphor, 96  
     artificial, 97  
     laurel, 96  
     liniment, 98  
     mixture, Hope's, 172  
     monobromated, 99  
     water, 98  
 Camphora, 96  
     officinarum, 96  
 Camphorated tincture of opium, 63  
 Camphoric acid, 97  
 Camphoronic acid, 97  
 Canada balsam, 334  
     fleabane, 324  
     moonseed, 316  
     pitch, 424  
         plaster, 425  
     turpentine, 334  
 Candy, rock, 459  
 Cane, sugar, 458, 459  
 Canella, 133  
     alba, 133  
 Canellaceæ, 133  
 Cannabin, 89  
 Cannabis Americana, 88  
     Indica, 88, 326  
     sativa, 88  
 Canabene, 89  
     hydride, 89  
 Cantharidal collodion, 430  
     liniment, 429  
 Cantharidin, 427, 430  
 Cantharides, 329, 349, 426  
     cerate of, 428  
     paper of, 430  
 Cantharidic acid, 427  
 Cantharis, 329, 349, 426  
     vesicatoria, 426  
     vittata, 430  
 Cape aloes, 291  
 Caprifoliaceæ, 261, 296  
 Capsaicin, 204  
 Capsicum, 204, 422  
     African, 204  
     fastigiatum, 204  
 Caraccas kino, 179  
 Caraway, 216  
 Carbo ligni, 460  
 Carbolate of potassium, 409  
     quinia, 143  
     sodium, 409  
 Carbolic acid, 405  
     crude, 405  
     ointment of, 409  
 Carbon, tetrachloride of, 108  
 Carbonate of ammonium, 201  
     calcium, precipitated, 401  
     iron, pill of, 152

- Carbonate of lead, 190  
   lithium, 398  
   magnesium, 282, 399  
   potassium, 394  
     pure, 394  
   sodium, 397  
     dried, 397  
   zinc, precipitated, 163  
 Carbonates of sodium, 396  
 Carbonic acid water, 440  
 Cardantom, 211  
 Cardamomum, 211  
 Carminatives, 193  
 Carminic acid, 461  
 Carolina pink, 462  
   jasmine, 223  
 Carrageen, 449  
 Carrageenin, 449  
 Carron oil, 409  
 Cartagena barks, 135  
 Carum, 216  
   carvi, 216  
 Caryophyllin, 208  
 Caryophyllus, 207  
   aromaticus, 207  
 Cascara sagrada, 296  
 Cascarilla, 132  
 Cascarillin, 132  
 Cassia, 293  
   acutifolia, 293  
   æthiopica, 298  
   cinnamon, 206  
   elongata, 293  
   fistula, 277  
   lanceolata, 293  
   obovata, 293  
 Castanea, 185  
   vesca, 185  
 Castor oil, 277  
 Cataplasmata, 39  
 Cataplasms, 39, 422, 439  
 Catechin, 178  
 Catechu, 178  
 Catechuic acid, 178  
 Catechu-tannic acid, 178  
 Cathartic acid, 294  
 Cathartics, 53, 273  
 Catharto-mannite, 294  
 Caustic potassa, 432  
   soda, 434  
 Cauterants, 431  
 Caution, actual, 24, 437  
   galvano, 27  
 Cautionization, 24  
 Cedar, red, 350  
 Celandine, 300  
 Celastraceæ, 301  
 Centaury, 124  
   American, 124  
 Cephaëlis ipecacuanha, 266  
 Cera alba, 452  
   flava, 452  
 Cerasus serotina, 147  
 Cerata, 39  
 Cerate, 39, 452  
   blistering, 428  
   of calamine, 163  
   of cantharides, 428  
   carbonate of zinc, 163  
   extract of cantharides, 429  
   lead, subacetate, 189  
   sabine, 350  
   spermaceti, 452  
   resin, 337  
   Turner's, 163  
 Cerates, 39, 452  
 Ceratum, 39, 452  
   camphoræ, 99  
   cantharidis, 428  
   cetacei, 452  
   extracti cantharidis, 429  
   plumbi subacetatis, 189  
   resinæ, 337  
   sabinæ, 350  
 Cerii oxalæ, 168  
 Cerite, 168  
 Cerium, nitrate of, 168  
   oxalate of, 168  
 Cerylic acid, 144  
 Cetaceum, 452  
 Cetine, 452  
 Cetraria, 448  
   islandica, 448  
 Cetraric acid, 449  
 Cetrarin, 449  
 Cetyl palmitate, 452  
 Cevadilla, 221  
 Cayenne pepper, 204  
 Ceylon cinnamon, 205  
 Chalk, 401  
   mixture, 401  
   prepared, 401  
 Chalybeates, 149, 349, 351  
 Chamomile, 128  
   German, 129  
   wild, 129  
 Champagne, 198  
 Chapman's copaiba mixture, 338  
 Charcoal, 460  
 Charta cantharidis, 430  
   potassii nitratis, 235  
   sinapis, 422  
 Chartæ, 33  
 Chelerythrine, 300  
 Chelidonine, 300  
 Chelidoninic acid, 300  
 Chelidonium, 300  
   majus, 300  
 Chenopodiaceæ, 464  
 Chenopodium, 464

- Chenopodium ambrosioides, 464  
 Chestnut, 185  
 Chian turpentine, 334  
 Chimaphila, 344  
   maculata, 344  
   umbellata, 344  
 China camphor, 97  
   cinnamon, 205  
   musk, 117  
 Chinese rhubarb, 288  
 Chinoidin, 143  
 Chinoidinum, 143  
 Chirata, 126  
 Chiratin, 126  
 Chittem bark, 296  
 Chloral, 65  
   alcoholate, 65  
 Chlorate of potassium, 390  
 Chlorhydric acid, 172  
   diluted, 173  
 Chloride of ammonium, 388  
   calcium, 388  
   gold and sodium, 368  
   iron, 154  
     solution of, 155  
     tincture of, 155  
   lime, 388, 404  
   zinc, 163, 435  
     solution of, 163  
 Chlorinated lime, 404  
   soda, solution of, 405  
 Chlorine, 404  
   water, 404  
 Chlorodyne, 106  
 Chloroform, 103  
   commercial, 103  
   liniment, 106  
   purified, 103  
 Chloroformum, 103  
   purificatum, 103  
   venale, 103  
 Chocolate, 116  
 Chocolate-nuts, 453  
 Cholagogues, mercurials as, 307, 356  
 Cholesterin, 117  
 Chondodendron tomentosum, 341  
 Chondrus, 449  
   crispus, 449  
   mammilosus, 449  
 Chromic acid, 434  
   anhydride, 434  
 Chromogene, 249  
 Chrysarobin, 437  
 Chrysarobinum, 437  
 Chrysophan, 289  
 Chrysophanic acid, 289, 294, 437  
 Churrus, 88  
 Cicuta, 257  
 Cimicifuga, 252  
   racemosa, 252  
 Cinchona, 133  
   calisaya, 134  
   condaminea, 134  
   flava, 134  
   micrantha, 134  
   officinalis, 134  
   ovata, 134  
   pallida, 134  
   rubra, 134  
   rugosa, 134  
   succirubra, 134  
 Cinchonia, 134, 135, 137  
   sulphate, 143  
 Cinchonix sulphas, 143  
 Cinchonicia, 137, 143  
 Cinchonicine, 137, 143  
 Cinchonidia, 136, 137  
   sulphate, 144  
 Cinchonidiæ sulphas, 144  
 Cinchonidina, 136, 137  
 Cinchonidinæ sulphas, 144  
 Cinchonidine, 136, 137  
   sulphate, 144  
 Cinchonix sulphas, 143  
 Cinchonina, 134, 135, 137  
 Cinchoninæ sulphas, 143  
 Cinchonine, 134, 135, 137  
   sulphate, 143  
 Cincho-tannic acid, 136  
 Cinnabar, 352, 366  
 Cinnamic acid, 206, 346, 347, 348  
 Cinnamomum, 205  
   zeylanicum, 205  
 Cinnamon, 205  
   cassia, 206  
   Ceylon, 205  
   China, 205  
   water, 206  
 Cissampelina, 341  
 Citrate of bismuth, 167  
   bismuth and ammonium, 167  
   caffeina, 116  
   iron, 157  
     wine, 159  
     and ammonium, 158  
     and quinia, 158  
       solution, 158  
     and strychnia, 159  
   lithium, 399  
   magnesium, solution of, 283  
   potassium, 235  
     mixture of, 235  
     solution of, 235  
   quinia, 143  
 Citric acid, 238  
   syrup of, 238  
 Citrine ointment, 357, 367  
 Citrullus colocynthis, 303  
 Citrus aurantium, 213  
   limonum, 239

- Citrus vulgaris, 213  
 Clarified honey, 459  
 Classification of medicines, 52  
 Claviceps purpurea, 245  
 Climate, influence of, on medicinal effects, 42  
     on plants, 31  
 Cloves, 207  
 Clysters, 50  
 Coca, 116  
 Cocaiana, 116  
 Cocatannic acid, 116  
 Coccoloba uvifera, 179  
 Cocculus, 259  
     Indicus, 259  
     palmatus, 125  
 Coccus, 461  
     cacti, 461  
 Cochineal, 461  
 Codamia, 56  
 Codeia, 56, 57  
 Cod-liver oil, 375  
     phosphorated, 378  
 Coffea Arabica, 115  
 Coffee, 115  
 Cohosh, 252  
 Colchicein, 322  
 Colchici radix, 322  
     semen, 322  
 Colchicia, 322, 324  
 Colchicina, 322, 324  
 Colchicine, 322, 324  
 Colchico-resin, 322  
 Colchicum, 322  
     autumnale, 322  
     root, 322  
     seed, 322  
 Cold, 23, 24  
     bath, 25  
     compresses, 25  
     cream, 184  
     pack, 25  
 Colica Pictonum, 186  
 Collodion, 456  
     flexible, 457  
     styptic, 457  
     with cantharides, 430  
 Collodium, 456  
     flexile, 457  
     stypticum, 457  
     cum cantharide, 430  
 Collyria, 47  
 Colocynth, 303  
 Colocynthin, 303  
 Colocynthis, 303  
 Colocynthitin, 303  
 Colombin, 125  
 Cologne water, 215  
 Colouring agents, 53, 460  
 Columbic acid, 125  
 Columbo, 125  
     American, 124  
 Commercial chloroform, 103  
     sodium bicarbonate, 397  
 Compositæ, 72, 128, 129, 130, 133, 225, 262, 316, 324, 326, 465  
 Compound cathartic pills, 305  
     chalk powder, 401  
     decoction of sarsaparilla, 314  
     effervescing powder, 287  
     extract of colocynth, 287  
     fluid extract of sarsaparilla, 314  
     infusion of catechu, 178  
         rose, 184  
         senna, 294  
     iron mixture, 153  
         pills, 153, 346  
     jalap powder, 286  
     liquorice mixture, 448  
     liniment of mustard, 448  
     mixture of glycyrrhizæ, 448  
         iron, 153, 346  
         liquorice, 448  
     pills of antimony, 232  
         galbanum, 112, 346  
         iron, 153  
         rhubarb, 290  
     plaster of galbanum, 112  
     powder of jalap, 298  
         liquorice, 295  
         morphia, 64  
         rhubarb, 290  
     resin cerate, 337  
     solution of iodine, 371  
     spirit of ether, 119  
         juniper, 328  
         lavender, 214  
     syrup of sarsaparilla, 314  
         squill, 321, 332  
     tincture of benzoin, 347  
         cardamom, 211  
         cinchona, 141  
         gentian, 123  
         iodine, 371  
 Compounds of amyl, 107  
 Compressed pills, 33  
 Condy's fluid, 404  
 Confectio rosæ, 184  
     sennæ, 275, 277, 294  
 Confection, rose, 184  
     senna, 275, 277, 294  
 Confectiones, 33  
 Confections, 33  
 Conhydrina, 255  
 Conia, 255  
 Coniferæ, 208, 328, 333, 334, 349, 423, 424  
 Conine, 255  
 Conium, 254  
     maculatum, 254

- Conserves, 33  
 Convolvulaceæ, 297, 302  
 Convolvulin, 297  
 Convolvulus scammonia, 302  
 Copaiba, 337  
 Copaifera, 337  
     Langsdorffii, 337  
 Copaivic acid, 338  
 Copper, ammoniated, 161  
     preparations of, 160  
     subacetate of, 161  
     sulphate of, 160, 272, 436  
 Copperas, 153  
 Coptina, 122  
 Coptis, 122  
     teeta, 122  
     trifolia, 122  
 Coriander, 216  
 Coriandrum, 216  
     sativum, 216  
 Corn ergot, 248  
     smut, 248  
 Cornaceæ, 145  
 Cornic acid, 146  
 Cornin, 146  
 Cornus, 145  
     circinata, 146  
     Florida, 145  
     sericea, 146  
 Corroborants, 119  
 Corrosive chloride of mercury, 357,  
     362, 436  
     sublimate, 357, 362, 436  
 Cosmoline, 455  
 Cotton, 249  
     root, bark of, 248  
 Cotula, 129  
 Court-plaster, 451  
 Couch-grass, 327  
 Cowling's scheme for doses, 44  
 Cox's hive syrup, 321  
 Cranesbill, 182  
 Cream of tartar, 286, 319  
 Creasol, 410  
 Creasote, 336, 410  
     water, 411  
 Creasotum, 410  
 Cresylic acid, 409  
 Cresylol, 410  
 Creta præparata, 401  
 Crocus, 460  
     sativus, 460  
 Croton eluteria, 132  
     oil, 306, 431  
     tiglium, 306  
 Crotonol, 306  
 Crowfoot, 182  
 Cruciferæ, 272, 420  
 Crude carbolic acid, 405  
     liquorice, 448  
 Crude quinine, 143  
     tartar, 286  
 Cryolite, 396  
 Cryptopia, 58  
 Cubeb, 339  
 Cubeba, 339  
     officinalis, 339  
 Cubebic acid, 339  
 Cubebin, 339  
 Cubic nitre, 235  
 Cuca, 116  
 Cucumber, bitter, 303  
     squirting, 305  
 Cucurbita pepo, 469  
 Cucurbitaceæ, 298, 303, 305, 469  
 Cultivation, influence of, on plants,  
     42  
 Culver's root, 295  
     physic, 295  
 Cupping, 18, 19  
     dry, 18  
     wet, 18  
 Cupri præparata, 160  
     subacetate, 161  
     sulphas, 161, 272, 436  
 Cupric sulphate, 160, 272, 436  
 Cupuliferæ, 177, 181, 185  
 Cuprum ammoniatum, 159  
 Cups, 18  
 Curare, 260  
 Curaria, 260  
 Curarine, 260, 261  
 Cusparin, 132  
 Cyanide of potassium, 95  
     mercury, 357, 365  
 Cyanohydric acid, 92  
 Cydonia vulgaris, 446  
 Cydonium, 446  
 Cynanchum oleæfolium, 293  
 Cymene, 215  
 Cymol, 97, 144  
 Cymylic phenol, 418  
 Cynips quercûsfolii, 177  
 Cypripedium, 114  
     pubescens, 114  
 Dandelion, 326  
 Daphne mezereum, 315  
 Daphnin, 315  
 Darkness, 23  
 Datura stramonium, 77  
 Daturia, 78  
 Deadly nightshade, 73  
 Decimal system, 41  
 Decocta, 35  
 Decoction of azedarach, 466  
     broom, 328  
     cetraria, 449  
     blackberry, 135  
     cotton-root bark, 249

- Decoction of elder, 297  
 erigeron, 325  
 geranium, 183  
 hæmatoxylon, 181  
 Iceland moss, 449  
 Irish moss, 449  
 liriiodendron, 131  
 logwood, 181  
 pipsissewa, 345  
 pomegranate, 184, 468  
 rubus, 185  
 sarsaparilla, compound, 314  
 white oak, 182
- Decoctions, 34
- Decoctum cetrariæ, 449  
 sarsaparillæ compositum, 314
- Deer-berry, 212
- Delphinia, 227
- Delphinine, 227
- Delphinium staphisagria, 227
- Demulcents, 53, 438
- Denarcotised opium, 62
- Deodorized tincture of opium, 64
- Depresso-motors, 241, 254
- Deshler's salve, 337
- Dextrin, 450
- Diachylon, 190
- Dialysed iron, 159
- Dialysis, 35
- Diaphoretics, 53, 309  
 alterative, 312  
 nauseating, 309  
 refrigerant, 310  
 stimulating, 310
- Diastase, 450
- Dieulafoy's aspirator, 20
- Diffusible stimulants, 193
- Digestion, 34  
 influence on medicinal effect, 45
- Digestive ferments, 148
- Digitalin, 250
- Digitalis, 249, 320  
 purpurea, 249
- Diluents, 439
- Diluted acetic acid, 238  
 alcohol, 197  
 hydrochloric acid, 173  
 hydrocyanic acid, 92  
 muriatic acid, 173  
 nitric acid, 172  
 nitro-muriatic acid, 174  
 phosphoric acid, 385  
 solution of subacetate of lead, 189  
 silver nitrate, 166, 432  
 sulphuric acid, 170
- Diospyros, 184  
 Virginiana, 185
- Diplolepis gallæ tinctoriæ, 177
- Disease, influence of, on medicinal effects, 44, 45
- Disinfecting fluid, Burnett's, 163  
 Condry's, 403  
 Ledoyen's, 190  
 solution, Labarraque's, 405
- Dispensatory, 28
- Displacement, 34
- Distilled oils, 203  
 water, 439
- Diuretics, 53, 318  
 special, 320
- Dogwood, 145  
 round-leaved, 146  
 swamp, 146
- Dogsbane, 326
- Dolomite, 282
- Donovan's solution, 385
- Dorema ammoniacum, 112, 263
- Doses, modifying effects of, 31  
 of medicines, 43
- Dover's powder, 63, 269, 310
- Dracontium, 114  
 fœtidum, 114
- Drachm, 40
- Drastic cathartics, 279, 349
- Drastics, 272
- Draught, black, 294  
 effervescing, 236  
 Scudamore's, 323
- Dried alum, 192  
 sodium carbonate, 397
- Drops, 42
- Dryobalanops camphora, 97
- Duboisia, 83  
 myopœoides, 83
- Dulcamara, 91
- Dupuytren's pomatum, 430
- Dutch camphor, 97
- East India kino, 179
- Ebenaceæ, 185
- Ecballium elaterium, 305
- Eccritics, 53, 265
- Effects of medicines, 30
- Effervescing draught, 236
- Egyptian opium, 55
- Elaterin, 305
- Elaterinum, 305
- Elaterium, 305
- Elder, 296
- Electricitas, 23, 25
- Electricity, 25  
 faradic, 26  
 frictional, 26  
 galvanic, 26  
 induced, 26  
 magnetic, 26  
 static, 26  
 voltao-magnetic, 26
- Electuaries, 33
- Elettaria cardamomum, 211

- Elixir of ammonium valerianate, 114  
     aurantii, 214  
     of orange, 214  
     of vitriol, 170  
     simple, 214  
 Ellis' magnesia, 281  
 Elm, 444  
 Elutriation, 32  
 Emetia, 267  
 Emetics, 53, 265, 309  
     mineral, 272  
     vegetable, 268  
 Emetine, 267  
 Emmenagogues, 53, 349  
 Emodin, 289, 295  
 Emollients, 439  
 Emplastra, 39  
 Emplastrum aconiti, 88  
     ammoniaci, 112  
         cum hydrargyro, 112, 356,  
         358  
     arnicæ, 225  
     asafœtidæ, 111  
     belladonnæ, 77  
     capsici, 205, 423  
     ferri, 152  
     galbani compositum, 112  
     hydrargyri, 356, 358  
     ichthyocollæ, 451  
     opii, 63  
     picis Burgundicæ, 424  
         Canadensis, 425  
         cum cantharidæ, 424  
     plumbi, 190  
     resinæ, 337  
     saponis, 190  
 Emulsin, 96  
 Emulsions, 34  
 Endermic application of medicines,  
     46  
 Enepidemic application of medi-  
     cines, 45  
 Enemata, 50, 308  
     cathartic, 308  
     forced, 308  
     laxative, 308  
 Epidermic application of medicines,  
     46  
 Epispastics, 419, 425  
 Epsom salt, 282  
 Ergot, 244  
     of rye, 244  
     corn, 248  
 Ergota, 244  
 Ergotin, 248  
 Ergotinine, 246  
 Ericaceæ, 212, 342, 344  
 Ericolin, 213, 345  
 Erigeron, 324  
     Canadense, 324  
     Erigeron heterophyllum, 324  
     Philadelphicum, 324  
 Errhines, 47  
 Erucic acid, 420  
 Erythoretin, 289  
 Erythro-centaurin, 125  
 Erythroxyllaceæ, 116  
 Erythroxyllon, 116  
     coca, 116  
 Eschar, 431  
 Escharotics, 419, 431  
 Eserina, 257, 259  
 Eserine, 257, 259  
     salicylate, 259  
 Essence of lemon, 239  
     peppermint, 214  
     spearmint, 214  
 Essential oils, 203  
 Ethal alcohol, 452  
 Ether, 100  
     stronger, 100  
 Ethereal anæsthetics, 99  
     extract of cantharides, 429  
     oil, 118  
     refrigerants, 319  
     tinctures, 35  
 Ethyl hydrate, 193  
 Eucalyptol, 144, 145  
 Eucalyptus, 144  
     globulus, 144  
     resinifera, 179  
 Eugenia caryophyllata, 207  
     pimenta, 208  
 Eugenic acid, 208  
 Eugenin, 208  
 Eugenol, 208  
 Euonic acid, 302  
 Euonymin, 302  
 Euonymus, 302  
     atropurpureus, 302  
 Eupatorin, 129  
 Eupatorium, 129  
     aromaticum, 129  
     perfoliatum, 129  
     teucrifolium, 129  
 Euphorbiaceæ, 132, 277, 306, 317, 468  
 European opium, 55  
     rhubarb, 288  
 Excito-motors, 240  
 Exogonium purga, 297  
 Expectorants, 330  
 Expressed oil of almond, 277  
 Extract of aconite, 88, 217  
     fluid, 217  
     American hellebore, fluid, 221  
         hemp, 88  
     arnica, 203  
     belladonna, 77  
         alcoholic, 77  
         root, fluid, 77

- Extract of bittersweet, 92  
     fluid, 92  
     blackberry, fluid, 185  
     brayera, fluid, 468  
     broom, fluid, 328  
     buchu, fluid, 342  
     butternut, 290  
     calabar bean, 259  
     Canada fleabane, fluid, 324  
     cascara sagrada, fluid, 296  
     chimaphila, fluid, 345  
     cimicifuga, fluid, 254  
     cinchona, 141  
         fluid, 141  
     colchicum, acetic, of root, 324  
         fluid, of root, 324  
         of seed, 324  
     colocynth, 304  
         compound, 304  
     columbo, fluid, 126  
     conium, 257  
         fluid, 257  
     couch grass, fluid, 327  
     cotton-root bark, fluid, 249  
     cubeb, fluid, 340  
     dandelion, 327  
         fluid, 327  
     digitalis, 252  
         fluid, 252  
     dogwood, fluid, 146  
     ergot, fluid, 248  
     erigeron, Canada, fluid, 324  
     euonymus, 302  
     frangula, fluid, 296  
     gentian, 123  
         fluid, 123  
     geranium, fluid, 183  
     ginger, fluid, 210  
     Goulard's, 189  
     hamamelis, fluid, 184  
     hydrastis, fluid, 329  
     hyoscyamus, 80  
         alcoholic, 80  
         fluid, 80  
     Indian hemp, 88  
     ipecacuanha, fluid, 259  
     iris, 301  
         fluid, 301  
     jaborandi, fluid, 312  
     jalap, 276  
     juglans, 290  
     koosso, fluid, 468  
     krameria, 180  
         fluid, 180  
     leptandra, 295  
         fluid, 295  
     liquorice root, 448  
         fluid, 449  
         refined, 449  
     logwood, 181
- Extract of lupulin, fluid, 90  
     matico, fluid, 341  
     May-apple, 300  
         fluid, 300  
     mezereon, 316  
         fluid, 316  
     nux vomica, 244  
     opium, 62  
     pareira, fluid, 342  
     pepo, fluid, 469  
     pilocarpus, fluid, 312  
     pipsissewa, fluid, 345  
     podophyllum, 300  
         fluid, 300  
     pumpkin-seed, fluid, 469  
     quassia, 121  
     rhatany, 180  
         fluid, 180  
     rhubarb, 289  
         fluid, 289  
     sarsaparilla, fluid, 314  
         fluid, compound, 314  
     savine, fluid, 350  
     senega, fluid, 332  
     senna, fluid, 294  
     serpentaria, fluid, 128  
     spigelia, fluid, 464  
     squill, fluid, 321  
     stillingia, fluid, 317  
     stramonium leaves, 79  
         seed, 79  
     taraxacum, 327  
         fluid, 327  
     triticum, fluid, 327  
     uva ursi, fluid, 327  
     valerian, 113  
         fluid, 113  
     wahoo, 302  
     wild cherry, fluid, 147  
     yellow jasmine, fluid, 224
- Extracta, 37  
     fluida, 37
- Extracts, 37
- Extractum aconiti, 88, 217  
     fluidum, 217  
     arnicæ radicis, 225  
         fluidum, 225  
     aurantii amari fluidum, 214  
     belladonnæ, 77  
         alcoholicum, 77  
         fluidum, 77  
     brayeræ fluidum, 468  
     buchu fluidum, 342  
     calami fluidum, 212  
     calumbæ fluidum, 126  
     cannabis indicæ, 88  
         fluidum, 88  
     capsici fluidum, 205  
     castanæ fluidum, 185  
     chimaphilæ fluidum, 345

- Extractum cimicifugæ fluidum, 254  
   cinchonæ, 141  
     fluidum, 141  
   colchici, 324  
     radicis fluidum, 324  
     seminis fluidum, 324  
   colocynthidis, 304  
     compositum, 304  
   conii alcoholicum, 257  
     fluidum, 257  
   cornus fluidum, 146  
   cubebæ fluidum, 340  
   digitalis, 252  
     fluidum, 252  
   dulcamaræ fluidum, 92  
   ergotæ, 248  
     fluidum, 248  
   erythroxyli fluidum, 116  
   eucalypti fluidum, 145  
   euonymi, 302  
   eupatorii fluidum, 130  
   frangulæ fluidum, 296  
   gelsemii fluidum, 224  
   gentianæ, 123  
     fluidum, 123  
   geranii fluidum, 183  
   glycyrrhizæ, 448  
     fluidum, 447  
     purum, 448  
   gossypii radicis fluidum, 249  
   grindeliæ fluidum, 263  
   guaranæ fluidum, 116  
   hæmatoxyli, 181  
   hamamelidis fluidum, 184  
   hydrastis fluidum, 329  
   hyoscyami alcoholicum, 80  
     fluidum, 80  
   ipecacuanhæ fluidum, 269  
   iridis, 301  
     fluidum, 301  
   juglandis, 290  
   krameriæ, 180, 181  
     fluidum, 180  
   leptandræ, 295  
     fluidum, 295  
   lupulini fluidum, 90  
   malti, 198  
   matico fluidum, 341  
   mezerei, 316  
     fluidum, 316  
   nucis vomicæ, 244  
     fluidum, 244  
   opii, 62  
   pareiræ fluidum, 342  
   physostigmatis, 259  
   pilocarpi fluidum, 312  
   podophylli, 300  
     fluidum, 300  
   pruni Virginianæ fluidum, 147  
   quassiæ, 121
- Extractum quassiæ fluidum, 121  
   rhei, 289  
     fluidum, 289  
   rubi fluidum, 185  
   sabinæ fluidum, 350  
   sanguinariæ fluidum, 271  
   sarsaparillæ fluidum, 314  
     compositum fluidum, 314  
   scillæ fluidum, 321  
   scutellariæ fluidum, 114  
   senegæ fluidum, 332  
   sennæ fluidum, 294  
   serpentariæ fluidum, 128  
   spigeliæ fluidum, 464  
   stillingiæ fluidum, 317  
   stramonii, 79  
     fluidum, 79  
   taraxaci, 327  
     fluidum, 327  
   tritici fluidum, 327  
   uva ursi fluidum, 343  
   valerianæ fluidum, 113  
   veratri viridis fluidum, 221  
   viburni fluidum, 262  
   zingiberis fluidum, 210
- Eye-washes, 47
- False angustura bark, 132, 240  
 Faradic electricity, 26  
 Faradization, 26  
 Fasting, influence on medicinal effect, 45  
 Fat manna, 275  
 Felicitic acid, 467  
 Fennel, 216  
   oil, 216  
   water, 216  
 Fern, male, 467  
 Ferri carbonas saccharatus, 152  
   carbonatis, massa, 152  
   chloridi, liquor, 155  
     tinctura, 155  
   chloridum, 154  
   citras, 157  
   citratis, liquor, 158  
   et ammonii acetatis, mistura, 155  
   et ammonii citras, 158  
   et ammonii sulphas, 159  
   et ammonii tartras, 159  
   et potassii tartras, 156  
   et quiniæ citras, 158  
   et strychniæ citras, 159  
   hypophosphis, 157, 387  
   iodidi, syrupus, 155  
   iodidum, saccharatum, 155, 371  
   lactas, 158  
   nitratiss, liquor, 157  
   oxalas, 157  
   oxidum hydratum, 152, 382  
     cum magnesiâ, 152, 382



- Fluid extract of podophyllum, 300  
 prunus virginiana, 147  
 pumpkin-seed, 469  
 quassia, 121  
 rhubarb, 289  
 rubus, 185  
 sanguinaria, 271  
 sarsaparilla, 314  
   compound, 314  
 savine, 350  
 scutellaria, 114  
 senega, 332  
 senna, 294  
 serpentaria, 128  
 skullcap, 114  
 spigelia, 464  
 squill, 321  
 staphisagria, 228  
 stillingia, 317  
 taraxacum, 327  
 triticum, 327  
 uva ursi, 343  
 valerian, 113  
 veratrum viride, 221  
 viburnum, 262  
 wild cherry, 147
- Fluid extracts, 39
- Fluidrachm, 42
- Fluidounce, 42
- Fly, potato, 430  
 Spanish, 426
- Fœniculum, 216  
 vulgare, 216
- Fonticuli, 19
- Forms in which medicines are used,  
 31
- Formyl, terchloride of, 103  
 teriodide of, 374
- Fowler's solution, 383
- Foxglove, 383
- Frangula, 295
- Frangulin, 295
- Frasera, 124  
 Walteri, 124
- Fraxinus ornus, 275  
 rotundifolia, 275
- Friction electricity, 26
- Frictions, 19
- Frigus, 24
- Fumigation, 40
- Fungi, 245, 248
- Fused silver nitrate, 432  
 diluted, 432
- Fusel oil, 107, 193
- Gaduin, 376
- Gadus morrhua, 375
- Galbanum, 111, 348
- Galipea officinalis, 131
- Gall-oak, 177
- Galla, 177
- Gallic acid, 176, 177
- Gallon, 42
- Galls, 177  
 black, 177  
 white, 177
- Galvanic electricity, 26
- Galvano-cautery, 27
- Gamboge, 304  
 cake, 304  
 lump, 304  
 pipe, 304
- Garcinia Hamburii, 304
- Gargarismata, 47
- Gargles, 47
- Garlic, 332, 425
- Gas, nitrous-oxide, 108  
 laughing, 108
- Gases, 40
- Gaultheria, 212  
 procumbens, 212
- Gelatin, 451
- Gelsemia, 224
- Gelsemina, 224
- Gelseminic acid, 244
- Gelsemium, 223  
 sempervirens, 233
- General blood letting, 17
- Gentian, 123  
 yellow, 123
- Gentiana, 123  
 lutea, 123
- Gentianaceæ, 123, 124, 126
- Gentianin, 123
- Gentiopiecin, 123, 124
- Gentisin, 123
- Gentisic acid, 123, 124
- Geraniaceæ, 182
- Geranium, 182  
 maculatum, 182
- German chamomile, 129
- Gin, 198
- Ginger, 210, 425  
 black, 210  
 Jamacia, 210  
 white, 210
- Glauber's salt, 283
- Glyceric alcohol, 454
- Glyceril hydrate, 454
- Glycerin, 452, 454
- Glycerinum, 454
- Glycerita, 38, 454
- Glycerite of borate of sodium, 417  
 carbolic acid, 409  
 gallic acid, 177  
 sodium borate, 417  
 starch, 451, 455  
 tannic acid, 176  
 yolk of eggs, 455
- Glycerites, 38, 454

- Glyceritum amyli, 451, 455  
     vitelli, 455  
 Glycil hydrate, 454  
 Glyconin, 455  
 Glycyrrhiza, 447  
     echinata, 447  
     glabra, 447  
     glandulifera, 447  
 Glycyrrhizin, 447  
     ammoniated, 448  
 Glycyrrhizinum ammoniatum, 448  
 Goa-powder, 289, 437  
 Gold and sodium chloride, 368  
 Golden sulphur of antimony, 231  
 Goldthread, 122  
 Gondret's vesicating ointment, 430  
 Gossypii radice cortex, 248  
 Gossypium, 249  
     herbaceum, 248  
 Goulard's create, 189  
     extract, 189  
 Grains, 40  
 Graminaceæ, 244, 248, 327, 450, 458  
 Granatacæ, 184  
 Granati fructus cortex, 184  
 Granatum, 468  
 Granulation, 31  
 Granville's lotion, 430  
 Grape, seaside, 179  
     sugar, 458, 459  
 Gray ipecacuanha, 266  
     powder, 356, 359  
 Greenheart tree, 147  
 Green iodide of mercury, 364  
     soap, 437  
     vitriol, 153  
 Grindelia, 262  
     robusta, 262  
 Ground flaxseed, 444  
 Ground-holly, 344  
 Guaiac, 314, 349  
     wood, 314  
     beta-resin, 315  
 Guaiaci lignum, 314  
     resina, 314  
 Guaiacic acid, 315  
 Guaiaconic acid, 315  
 Guaiacum, 314, 349  
     officinale, 314  
     sanctum, 314  
     wood, 314  
 Guaiaretic acid, 315  
 Guarana, 116  
 Guatemala sarsaparilla, 313  
 Gum, 441  
     ammoniac, 112  
     arabic, 440  
     Barbary, 440  
     India, 440  
     pectoral, 442  
     Senegal, 441  
         Turkey, 440  
     Gummic acid, 442  
     Gun-cotton, 456  
     Gunjah, 88  
     Guttiferæ, 304  
     Gutta-percha, solution, 457  
 Habit, influence of, on medicinal effects, 45  
 Hæmatics, 53, 351  
 Hæmatin, 181  
 Hæmatinics, 53, 351  
 Hæmatoxylin, 181  
 Hæmatoxylon, 180  
     campechianum, 180  
 Hamamelaceæ, 183, 347  
 Hamamelis, 183  
     virginica, 183  
 Haschisch, 88  
 Haw, black, 261  
 Heartsease, 276  
 Heat, 28, 437  
 Heavy magnesia, 281  
 Hedeoma, 215  
     pulegoides, 215  
 Hellebore, American, 218  
     swamp, 218  
 Hemlock, 254  
     gum, 424  
     spruce, 424  
     pitch plaster, 425  
 Hemp, American, 88  
     Indian, 88, 325  
 Henbane, 79  
 Henry's magnesia, 281  
 Hepatic aloes, 291  
 Herapathite, 137  
 Herapath's test, 137  
 Hesperidin, 213  
 Hircin, 452  
 Hiera picra, 133  
 Hirudo decora, 18  
     medicinalis, 18  
 Hive-syrup, 321  
 Hoffman's anodyne, 119  
 Hog, 451  
 Homotropine, 77  
 Honduras sarsaparilla, 312  
 Honey, 459  
     bee, 452, 459  
     clarified, 459  
     of rose, 184  
     of borate of sodium, 417  
 Honeys, 37  
 Hope's camphor mixture, 172  
 Hops, 89  
 Horehound, 215  
 Hot iron, 24  
 Howard's calomel, 360

- Huanuco barks, 135  
 Humulus, 89  
     lupulus, 89  
 Husband's magnesia, 281  
 Huxham's tincture, 141  
 Hydragogues, 273  
 Hydrargyri chloridum corrosivum,  
     357, 362, 436  
     mite, 307, 357, 360, 468  
     cyanidum, 357, 365  
     iodidum rubrum, 357, 365, 371  
         viride, 357, 364, 371  
     oxidum flavum, 356, 359  
         rubrum, 357, 359  
     nitratis unguentum, 357, 367  
         liquor, 357, 367, 436  
     præparata, 352  
     subsulphas flavus, 272, 357, 376  
     sulphidum rubrum, 357, 366  
 Hydrargyrum ammoniatum, 357, 365  
     cum cretâ, 356, 359  
 Hydrastia, 329  
 Hydrastis, 329  
     canadensis, 329  
 Hydrate of chloral, 65  
 Hydrated oxide of iron, 152, 382  
     with magnesia, 152, 382  
 Hydro-alcoholic extract of canthar-  
     ides, 429  
 Hydrochlorate of apomorphia, 171  
     of morphia, 64  
     of pilocarpine, 312  
     of quinine, 143  
 Hydrochloric acid, 172  
     diluted, 173  
 Hydrocyanic acid, 92, 96, 147  
     diluted, 92  
 Hydrobromate of quinine, 143  
 Hygienic remedies, 17  
 Hyoscyami folia, 79  
     semen, 79  
 Hyoscyamia, 79, 80  
 Hyoscyamus, 79  
     leaves, 79  
     niger, 79  
     seed, 79  
 Hypnotics, 54  
 Hypodermic application of medi-  
     cines, 46  
 Hypophosphite of calcium, 386  
     iron, 157, 387  
     potassium, 387  
     sodium, 387  
 Hypophosphites, syrup of, 387  
     with iron, syrup of, 387  
 Hyposulphite of sodium, 171  
  
 Iceland moss, 448  
 Ichthyocolla, 451  
 Ictodes foetidus, 114  
  
 Idiosyncrasy, influence of, on medi-  
     cinal effects, 44  
 Igasura, 241  
 Igasuric acid, 241  
 Igasurine, 241  
 Ignatia, 244  
 Ilex Paraguaiensis, 116  
 Illicium, 216  
     anisatum, 216  
 Imagination, influence of, 45  
 Imponderable remedies, 17, 23  
 India gum, 441  
     opium, 55  
     senna, 293  
 Indian corn, 248  
     hemp, 88, 325  
     poke, 218  
     tobacco, 83  
 Induced electricity, 26  
 Infusia, 34  
 Infusion of absinthium, 130  
     apocynum, 326  
     angustura, 132  
     bloodroot, 271  
     brayera, 468  
     calamus, 212  
     cascarilla, 132  
     catechu, compound, 178  
     chamomile, 129  
     cinchona (red and yellow), 141  
     columbo, 126  
     coptis, 123  
     dandelion, 327  
     digitalis, 252  
     elder, 297  
     erigeron, 325  
     eupatorium, 130  
     frasera, 124  
     heartsease, 276  
     hops, 90  
     Indian hemp, 326  
     juniper, 328  
     koosso, 468  
     krameria, 180  
     liriodendron, 131  
     magnolia, 130  
     matico, 341  
     pansy, 276  
     pareira, 342  
     prunus Virginiana, 147  
     quillaia, 332  
     sabbatia, 125  
     sanguinaria, 271  
     scutellaria, 114  
     senna, 294  
         compound, 294  
     serpentaria, 128  
     tamarind, 275  
     taraxacum, 327  
     thoroughwort, 130

- Infusion of tobacco, 82  
     wild cherry, 147  
     wormwood, 130  
     yarrow, 133  
 Infusions, 34  
 Infusum brayeræ, 468  
     cinchonæ, 141  
     digitalis, 252  
     pruni Virginianæ, 147  
     sennæ compositum, 294  
 Inhalation, 40  
 Ingluvin, 149  
 Inosite, 250  
 Injections, 50, 308  
 Intravenous injections, 51  
 Iodide of ammonium, 373  
     arsenic, 384  
     and mercury, 385  
     iron, 155, 371  
     lead, 189, 371  
     mercury, 357, 364, 365, 371  
     potassium, 372  
     sodium, 374  
     sulphur, 372  
     zinc, 164, 372  
 Iodine, 368, 405  
 Iodized collodion, 457  
 Iodoform, 374  
 Iodoformum, 374  
 Iodum, 368, 405  
 Ioduretted potassium iodide, 372  
 Ipecac, 266, 310  
 Ipecacuanha, 266, 310  
 Ipecacuanhic acid, 267  
 Ipomœa jalapa, 297  
     turpethum, 366  
 Iridaceæ, 301, 460  
 Iridin, 301  
 Iris, 301  
     versicolor, 301  
 Irish moss, 449  
 Iron, 149  
     and ammonium citrate, 158  
     acetate, mixture of, 155  
     sulphate, 159  
     tartrate, 159  
     bromide, syrup of, 157  
     carbonate, mass of, 152  
     saccharated, 152  
     potassium tartrate, 156  
     quinine citrate, 158  
     solution of, 158  
     strychnine citrate, 159  
     bitter wine of, 158  
     chloride, 154  
     citrate, 157  
     compound pills of, 153  
     dialyzed, 159  
     dried, sulphate of, 152  
     hydrated, oxide of, 152  
 Iron hypophosphite, 157  
     iodide, pills of, 156  
     saccharated, 155  
     syrup, 156  
     lactate, 158  
     mixture, compound, 153  
     oxalate, 157  
     phosphate, 156  
     syrup of, 156  
     pills of aloes and, 159, 292  
     pills of iodide of, 156  
     plaster, 152  
     precipitated sulphate of, 153  
     preparations of, 149  
     pyrophosphate, 156  
     quinine and strychnine phosphates, syrup of, 159  
     Quevenne's, 151  
     reduced, 151  
     saccharated carbonate, 152  
     iodide, 155  
     solution of acetate of, 158  
     chloride of, 155  
     citrate of, 157  
     nitrate of, 157  
     subsulphate of, 154  
     tersulphate of, 154  
     sulphate, 153  
     syrup of bromide of, 157  
     iodide of, 156  
     tincture of acetate, 158  
     chloride, 155  
     troches, 152  
     valerianate, 159  
     wine of citrate of, 159  
     with magnesia, hydrated oxide of, 152  
 Irritants, 53, 192, 419  
 Isinglass, 451  
 Issues, 19  
 Jaborandi, 310  
 Jalap, 297  
 Jalapa, 297  
 Jamaica ginger, 210  
     kino, 179  
     sarsaparilla, 312  
 James' powder, 232  
 Jamestown weed, 77  
 Japan camphor, 97  
 Jasmine, Carolina, 223  
     yellow, 223  
 Jateorrhiza calumba, 125  
     palmata, 125  
 Jerusalem oak, 464  
 Jervia, 218  
 Jesuit's powder, 139  
 Jewell's calomel, 360  
 Juglandaceæ, 290  
 Juglandic acid, 290

- Juglans, 290  
     cinerea, 290  
 Juglone, 290  
 Juice of garlic, 333  
 Juices, 37  
 Jujube paste, 442  
 Juniper, 328  
 Juniperus, 328  
     communis, 328  
     sabina, 349  
     Virginiana, 349  
  
 Kamala, 468  
 Kelp, 368, 396  
 Kinic acid, 135  
 Kino, 179  
     red, 179  
     tannic acid, 179  
 Kinoin, 179  
 Kinovic acid, 136  
 Kosin, 468  
 Koosso, 468  
 Kordofan gum, 441  
 Krameria, 180  
     triandra, 180  
 Kramerer-tannic acid, 180  
  
 Labarraque's liquid, 405  
 Labiatae, 114, 214  
 Lac asafœtidæ, 111  
     sulphuris, 280  
 Lactate of iron, 158  
 Lactic acid, 459  
 Lacto-phosphate of calcium, 386  
 Lactuca sativa, 72  
 Lactucarium, 72  
     English, 72  
     German, 73  
 Lactucin, 73  
 Ladies' slipper, 114  
 Lady Webster pill, 292  
 Lanthopia, 56  
 Lard, 451  
     benzoinated, 452  
     oil, 452  
 Lartigue's pills, 323  
 Laudamia, 56  
 Laudanum, 63  
 Laughing-gas, 108  
 Lauraceæ, 96, 205, 317  
 Laurostearic ether, 452  
 Lauraceæ, 147  
 Lavandula, 214  
     vera, 214  
 Lavements, 50  
 Lavender, 214  
 Laxatives, 273, 274  
 Lead acetate, 186  
     arthralgy, 186  
     carbonate, 190  
  
 Lead cerate of subacetate, 189  
     colic, 186  
     iodide, 189, 371  
         ointment of, 189  
     liniment of subacetate, 189  
     nitrate, 189  
     ointment of, carbonate, 190  
         iodide, 190  
     oxide, 190  
     plaster, 190  
     paralysis, 187  
     preparations of, 185  
     solution of subacetate, 189  
         diluted, 190  
     sugar of, 188  
     subacetate, cerate of, 189  
         liniment of, 189  
         solution of, 189  
         diluted, 190  
     sulpho-carbolate, 409  
     water, 189  
     white, 190  
 Ledoyen's disinfecting fluid, 190  
 Leeches, 18, 19  
 Leguminosæ, 178, 179, 180, 257, 275,  
     277, 293, 328, 337, 347, 348, 437,  
     440, 442, 447, 461  
 Lemon-juice, 239  
     essence, 239  
     oil, 239  
     peel, 239  
     rind, 239  
     spirit, 239  
     syrup, 239  
 Lenitives, 438  
 Leopard's-bane, 225  
 Leptandra, 295  
     Virginica, 295  
 Leptandrin, 295  
 Lethal alcohol, 452  
 Lettuce-opium, 72  
 Levant wormseed, 465  
 Licebane, 227  
 Lichenes, 448  
 Lichenin, 449  
 Light, 23  
     magnesia, 281  
 Lignum vitæ, 314  
 Lime, chloride, 388, 404  
     chlorinated, 404  
     liniment, 401  
     solution, 400  
 Lime-juice, 239  
     sulphurated, 171  
     syrup of, 239  
     water, 400  
 Liliaceæ, 291, 320, 332  
 Lima bark, 134  
 Limonis cortex, 239  
     succus, 239

- Linimenta, 38  
 Linaceæ, 443  
 Liniment of aconite, 88  
   of ammonia, 423  
   of calcium, 401  
   of camphor, 98  
   of cantharides, 429  
   of chloroform, 106  
   of lead subacetate, 189  
   of mustard, compound, 422  
   of turpentine, 336  
   soap, 99  
 Liniments, 38  
 Linimentum aconiti, 88  
   ammonia, 200, 423  
   calcis, 401, 444  
   camphoræ, 98  
   cantharidis, 429  
   chloroformi, 106  
   plumbi subacetatis, 189  
   saponis, 99  
   sinapis compositum, 422  
   terebinthinæ, 336  
 Linseed oil, 279, 443  
 Linum, 443  
   usitatissimum, 443  
 Liquidambar orientale, 347  
 Liquids, 31, 32  
 Liquor acidi arsenici, 384  
   ammonii acetatis, 236  
   arsenii et hydrargyri iodidi, 385  
   calcis, 400  
   ferri acetatis, 158  
     chloridi, 155  
     citratis, 157  
     et quiniæ citratis, 158  
     nitratis, 157  
     subsulphatis, 154  
     tersulphatis, 154  
   gutta-perchæ, 457  
   hydrargyri nitratis, 357, 367, 436  
   iodi compositus, 371  
   magnesii citratis, 283  
   pepsini, 149  
   plumbi subacetatis, 189  
     dilutus, 189  
   potassæ, 394  
   potassii arsenitis, 383  
     citratis, 236  
   sodæ, 395  
     chloratæ, 405  
   sodii arseniatis, 384  
     silicatis, 458  
   zinci chloridi, 163  
 Liqueores, 34  
 Liquorice, 448  
   powder, compound, 295  
   root, 447  
 Liriodendrin, 131  
 Liriodendron, 131  
 Liriodendron tulipifera, 131  
 Litharge, 190  
 Lithii benzoas, 399  
   bromidum, 72  
   carbonas, 398  
   citras, 399  
   præparata, 398  
   salicylas, 415  
 Lithium benzoate, 399  
   bromide, 72  
   carbonate, 398  
   citrate, 399  
   preparations, 398  
   salicylate, 415  
 Lithontriptics, 393  
 Liver of sulphur, 280  
 Lobelia, 85, 272  
   inflata, 85  
 Lobeliaceæ, 83  
 Lobelic acid, 83  
 Lobelina, 83  
 Local bloodletting, 18  
 Loganaceæ, 223, 240, 462  
 Logwood, 180  
 London paste, 434  
 Long leaved pine, 334  
 Lotion, Granville's, 430  
 Loxa bark, 134  
 Lozenges, 33  
 Lugol's solution, 371  
 Lunar caustic, 166, 432  
 Lupulin, 90  
 Lupulinum, 90  
 Lux, 23  
 Lytta vesicatoria, 426  
  
 Mace, 206  
 Maceration, 34  
 Macis, 206  
 Madeira wine, 197  
 Magistery of bismuth, 157  
 Magnesia, 281, 399  
   alba, 282  
   calcined, 281  
   Ellis', 281  
   heavy, 281  
   Henry's, 281  
   Husband's, 281  
   ponderosa, 281  
 Magnesii carbonas, 282, 399  
   citratis liquor, 283  
   præparata, 399  
   sulphas, 282  
   sulphis, 171  
 Magnesite, 282  
 Magnesium, carbonate, 282, 399  
   citrate, solution of, 283  
   preparations, 399  
   sulphate, 282  
   sulphite, 171

- Magnesium sulpho-carbolate, 409  
 Magnetic electricity, 26  
 Magnolia, 131  
     *acuminata*, 131  
     *glauca*, 131  
     *tripetala*, 131  
     *umbrella*, 131  
 Magnoliaceæ, 131, 216  
 Magnolin, 131  
 Magendie's solution, 64  
 Maisch's table, 43  
 Male fern, 467  
*Mallotus philippinensis*, 468  
 Malt, extract of, 198  
     liquors, 198  
 Malvaceæ, 248, 445  
 Mandrake, 299  
 Mangani sulphas, 284  
 Manganese sulphate, 284  
 Manganesii sulphas, 284  
 Manna, 275  
     *cannulata*, 275  
     fat, 275  
     in flakes, 275  
     in sorts, 275  
 Mannite, 276  
 Margaric acid, 454  
 Marigold, 316  
 Marjoram, wild, 215  
 Marrubium, 215  
     *vulgare*, 215  
 Marshmallow, 445  
 Marsh's test for arsenic, 379  
     antimony, 228  
 Martial preparations, 149  
 Maruta cotula, 129  
 Mass, blue, 308, 357  
     of *copaiba*, 338  
     of mercury, 308, 356, 357  
 Massa *copaibæ*, 338  
     *ferri carbonatis*, 152  
     *hydrargyri*, 308, 356, 357  
 Mate, 116  
 Materia Medica, definition of, 17, 28  
 Maticin, 341  
 Matico, 341  
 Matricaria, 129  
     *chamomilla*, 129  
 Mattison's pancreatin, 149  
 May-apple, 299  
 Mayweed, 129  
 Meadow-saffron, 322  
     sweet, 411  
 Measures and weights, 40  
     apothecaries', 42  
     approximate, 42  
     wine, 42  
 Mecca senna, 293  
 Mechanical remedies, 17  
 Meconic acid, 56, 58  
 Meconidia, 56  
 Meconin, 56  
 Medicated waters, 34  
 Medicines, definition of, 27  
 Mel, 459  
     *despumatum*, 459  
     *rosæ*, 184  
*Melaleuca cajuputi*, 208  
 Melanthaceæ, 218, 221, 222  
*Melia azedarach*, 466  
 Meliaceæ, 466  
 Mellita, 37  
 Melted butter, 279  
 Menispermaceæ, 125, 259, 316, 341  
 Menispermia, 259  
 Menispermum, 316  
     *canadense*, 316  
*Mentha piperita*, 214  
     *viridis*, 214  
 Menthal, 214  
 Mercurial cathartics, 273, 307  
     fever, 354  
     mass, 356, 357  
     ointment, 356  
     plaster, 354, 358  
     oleate, 360  
 Mercurials, 349, 352  
 Mercuric chloride, 357, 362, 436  
     cyanide, 357, 365  
     iodide, 365, 371  
     nitrate, solution of, 357, 367,  
         436  
     oxide, red, 356, 359  
         yellow, 356, 359  
     subsulphate, 160, 357, 366  
     sulphide, 357, 366  
 Mercurous chloride, 307, 357, 360,  
     468  
     iodide, 364, 371  
 Mercury, ammoniated, 357, 365  
     corrosive chloride of, 357, 362,  
         436  
     cyanide, 357, 365  
     green iodide, 357, 364, 371  
     mass of, 308  
     metallic, 352, 356  
     mild chloride of, 307, 357, 360,  
         468  
     nitrate of, 357  
     ointment of, 358  
         ammoniated, 365  
         nitrate of, 367  
         red oxide, 359  
         yellow oxide, 359  
     oleate of, 360  
     preparations, 352  
     red oxide of, 359  
     iodide of, 357, 365, 371  
     solution of nitrate of, 357, 367,  
         436

- Mercury, sulphide of, 357, 366  
   subsulphate of, 272, 357, 366  
   with chalk, 307, 356, 359  
   yellow oxide of, 359  
 Methal alcohol, 452  
 Methy-theobromine, 115  
 Methyconia, 255  
 Methyl salicylate, 411  
 Methylene bichloride, 106  
 Methylic ether, 107  
 Metrical system of weights, 41  
   compared with troy weights, 42  
 Mezereon, 315  
 Mezereum, 315  
 Mild acrid cathartics, 274, 287  
   chloride of mercury, 307, 357,  
   360, 464  
 Milfoil, 133  
 Milk of asafetida, 111  
   of sulphur, 280  
   sugar of, 459  
 Milkweed, 325  
 Mimo-tannic acid, 175  
 Mindererus, spirit of, 236  
 Mineral acids, 168, 436  
   astringents, 174, 185  
   oils, 455  
   tonics, 120, 149  
 Minims, 42  
 Mistura ammoniaci, 112  
   amygdalæ, 442  
   asafœtidæ, 111  
   chloroformi, 105  
   cretæ, 401  
   ferri composita, 153, 346  
   et ammonii acetatis, 155  
   glycyrrhizæ composita, 448  
   potassii citratis, 236  
   rhei et sodæ, 289  
 Misturæ, 33  
 Mixture, ammonia, 112  
   asafetida, 111  
   chalk, 401  
   chloroform, 106  
   copaiba, Chapman's, 338  
   Hope's camphor, 172  
   neutral, 236  
   of iron and ammonium acetate,  
   155  
   of iron, compound, 346  
   of liquorice, compound, 448  
   of potassium citrate, 236  
   of rhubarb and soda, 289  
 Mixtures, 33, 35  
 Moccasin plant, 114  
 Modus operandi of medicines, 29  
 Molasses, 459  
 Monobromated camphor, 99  
 Monkshood, 85, 217  
 Monsel's solution, 154  
 Montpellier scammony, 303  
 Moonseed, Canada, 316  
 Morphia, 56  
 Morphiæ acetatæ, 64  
   hydrochloras, 64  
   sulphas, 64  
 Morphina, 56  
 Morphine, 56  
   acetate, 64  
   hydrochlorate, 64  
   sulphate, 64  
 Moschus, 117  
   moschiferus, 117  
 Motor-depressants, 254  
   excitants, 241  
 Moss, Iceland, 448  
   Irish, 449  
 Moxa, 24, 437  
 Mucilage, 441  
   of acacia, 442  
   of gum arabic, 442  
   of cydonium, 447  
   of slippery elm, 445  
   of sassafras pith, 445  
   of tragacanth, 443  
 Mucilago acaciæ, 442  
   cydonii, 447  
   sassafras, 445  
   tragacanthæ, 443  
   ulmi, 445  
 Mucous membranes, application of  
   medicines to, 47  
 Muriate of ammonia, 388  
 Muriatic acid, 172  
   diluted, 173  
 Musk, 117  
   deer, 117  
 Mustard, 272, 420  
   black, 420  
   flour, 420  
   seed, 420  
   white, 420  
   paper, 422  
   whey, 422  
 Myrcia acris, 198  
 Myristic ether, 452  
 Myristica, 206  
   fragrans, 206  
 Myristicacæ, 206  
 Myristicene, 207  
 Myristicol, 207  
 Myronate of potassium, 421  
 Myrosyn, 421  
 Myroxylon pereiræ, 347  
   toluifera, 348  
 Myrrh, 345  
 Myrrha, 345  
 Myrrhic acid, 345  
 Myrtacæ, 144, 207, 208

- Napellina, 86  
 Narceia, 56, 58  
 Narcotics, 53, 54  
 Narcotina, 56, 57  
 Narthex asafœtida, 110  
 Natron, 396  
 Nauseants, 265  
 Nauseating diaphoretics, 309  
 Nebulization of fluids, 48  
 Nectandra, 147  
     rodiei, 147  
 Nectandria, 147  
 Nervous sympathy, doctrine of, 29  
 Neurotics, 53, 54  
 Neutral mixture, 236  
 Nicotia, 81  
 Nicotiana tabacum, 81  
 Nicotianin, 81  
 Nightshade, black, 91  
     deadly, 73  
     woody, 91  
 Nitrate of cerium, 168  
     lead, 189  
     mercury, 367, 436  
     potassium, 232  
     silver, 163  
         fused, 164, 432  
     sodium, 235  
 Nitre, 232  
     crude, 232  
     cubic, 235  
     papers, 235  
     refined, 232  
     sweet spirit of, 237  
 Nitric acid, 171  
     diluted, 172  
 Nitrite of amyl, 107  
 Nitro-hydrochloric acid, 173  
     diluted, 174  
 Nitro-muriatic acid, 173  
     diluted, 174  
 Nitrous oxide, 108  
 Nitrous powders, 234  
     papers, 235  
 Norway spruce, 423  
 Nucine, 290  
 Nutgall, 177  
 Nutmeg, 206  
 Nux vomica, 240  
  
 Oak, black, 181  
     Jerusalem, 464  
     white, 181  
 Oatmeal, 274  
 Occupation, influence of, 45  
 (Enanthic acid, 197  
 Officinal, definition of term, 28  
 Oil cake, 444  
     carron, 401  
     castor, 277  
  
 Oil, cod liver, 375  
     croton, 306, 431  
     ethereal, 118  
     flaxseed, 279  
     lard, 452  
     linseed, 279, 443  
     olive, 277  
     phosphorated, 203  
     sweet, 277  
     of almond, expressed, 277  
     amber, 118  
     allspice, 208  
     anise, 216  
     benne, 446  
     bitter almond, 96  
     cajeput, 208  
     camphor, 97, 99  
     Canada erigeron, 324  
     caraway, 216  
     cardamom, 211  
     caryophyllus, 208  
     cedar, 340  
     chenopodium, 465  
     cinnamon, 206  
     cloves, 208  
     copaiba, 338, 339  
     coriander, 216  
     cubeb, 339, 340  
     erigeron, 324  
     eucalyptus, 145  
     fennel, 216  
     garlic, 333  
     gaultheria, 213, 411  
     ginger, 210  
     hedeoma, 215  
     illicium, 216  
     juniper, 328  
     lavender, 214  
         flowers, 214  
     lemon, 239  
     mace, 207  
     marjoram, 215  
     mustard, volatile, 420, 422  
     neroli, 214  
     nutmeg, 207  
     orange flowers, 214  
         peel, 214  
     pennyroyal, 215  
     peppermint, 214  
     pimento, 208  
     rosemary, 215  
     rue, 350  
     sandal-wood, 340  
     santal, 340  
     sassafras, 317  
     savine, 350  
     spearmint, 214  
     tar, 336  
     theobroma, 453  
     thyme, 215, 418

- Oil, tobacco, 83  
 turpentine, 208, 333, 334, 335, 423, 463  
 valerian, 113  
 vitriol, 169  
 wine, 118  
 wormseed, 465  
 yarrow, 133
- Oils, distilled, 203  
 essential, 203  
 volatile, 203
- Ointment, 39, 452  
 alkaline sulphur, 280  
 basilicon, 337  
 citrine, 357, 367  
 Gondret's vesicating, 430  
 sulphur, 280  
 of ammoniated mercury, 357, 366  
 antimony, 431  
 belladonna, 77  
 calomel, 362  
 carbolic acid, 409  
 carbonate of lead, 190  
 chrysarobin, 438  
 galls, 178  
 iodide of lead, 189  
 potassium, 373  
 sulphur, 372  
 iodine, 371  
 iodoform, 375  
 lead carbonate, 190  
 iodide, 189  
 mercuric iodide, 365  
 nitrate, 357, 367  
 mercury, 356, 358  
 mezereon, 316  
 nitrate of mercury, 357, 367  
 nutgall, 178  
 oxide of zinc, 162  
 phytolacca, 227  
 potassium iodide, 373  
 red iodide of mercury, 356, 365  
 oxide of mercury, 356, 360  
 precipitate, 360  
 rose-water, 184  
 staphisagria, 228  
 stramonium, 77  
 subacetate of copper, 161  
 sulphur, 280  
 iodide, 372  
 sulphurated potassa, 280  
 tannic acid, 176  
 tar, 336  
 tobacco, 82  
 veratria, 222  
 veratrine, 222  
 yellow oxide of mercury, 357, 360  
 precipitate, 360
- Ointment, zinc oxide, 162
- Ointments, 39
- Olea Europœa, 277  
 volatilia, 203
- Oleaceæ, 275, 277
- Oleates, 453
- Oleic acid, 452, 454
- Olein, 452
- Oleate of mercury, 360  
 veratria, 222  
 veratrine, 222
- Oleatum hydrargyri, 360  
 veratriæ, 222  
 veratrinæ, 222
- Oleoresin of aspidium, 467  
 black pepper, 205  
 capsicum, 205, 423  
 cubeb, 340  
 ginger, 210  
 lupulin, 90  
 male fern, 467
- Oleoresina aspidii, 467  
 capsici, 205, 423  
 cubebæ, 340  
 lupulini, 90  
 piperis, 205  
 zingiberis, 210
- Oleoresinæ, 38
- Oleoresins, 38
- Oleum adipis, 452  
 æthereum, 118  
 amygdalæ amaræ, 96  
 expressum, 277  
 anisi, 216  
 aurantii corticis, 214  
 florum, 214  
 cajuputi, 208  
 cari, 216  
 caryophylli, 208  
 chenopodii, 465  
 cinnamomi, 206  
 copaibæ, 338, 339  
 coriander, 216  
 cubebæ, 339, 340  
 erigerontis, 324  
 eucalypti, 145  
 fœniculi, 216  
 gaultheriæ, 213, 411  
 gossypii seminis, 444  
 hedeomæ, 215  
 juniperi, 328  
 lavandulæ, 214  
 florum, 214  
 limonis, 239  
 lini, 443  
 menthæ piperitæ, 214  
 viridis, 214  
 morrhuæ, 375  
 myristicæ, 207  
 olivæ, 277

- Oleum phosphoratum, 203  
   picis liquidæ, 336  
   pimentæ, 208  
   ricini, 277  
   rosmarini, 215  
   rutæ, 350  
   sabinæ, 350  
   santali, 340  
   sassafras, 317  
   sesami, 446  
   sinapis volatile, 420, 422  
   succini, 118  
   terebinthinæ, 208, 333, 334, 335,  
     423, 468  
   theobromæ, 453  
   thymi, 215, 418  
   tiglii, 306, 431  
   valerianæ, 113  
 Olive oil, 277  
   tree, 277  
 Ophelia chirata, 126  
 Ophelic acid, 126  
 Opiania, 56  
 Opii pulvis, 62  
 Opium, 54  
   denarcotisatum, 62  
   plaster, 63  
 Orange flower, 214  
   water, 214  
   peel, 214  
 Orchidaceæ, 114, 216  
 Ordeal bean, 258  
 Origanum, 215  
   vulgare, 215  
 Ovis aries, 452  
 Ounce, 40  
 Oxalate of cerium, 168  
   iron, 157  
 Oxide of antimony, 228  
   arsenic, 378  
   ethyl, 100  
   lead, 190  
   silver, 166  
   zinc, 162  
 Painter's colic, 186  
 Pale bark, 134  
   rose, 184  
 Palma Christi, 277  
 Palmitin, 452  
 Pancreatin, 149  
 Pancreatinum, 149  
 Pansy, 276  
 Papaver, 54  
   somniaferum, 54  
 Papaveraceæ, 54, 269, 300  
 Papaverina, 58  
 Paper of cantharides, 430  
   mustard, 422  
   potassium nitrate, 235  
 Papers, 33  
 Paraguay tea, 116  
 Paraffine, 456  
 Paramenispermia, 259  
 Paramorphia, 56, 58  
 Paregoric elixir, 63  
 Pareira, 341  
   brava, 341  
 Paricia, 137  
 Paricina, 137  
 Parilline, 313  
 Parsley, 329  
 Partridge-berry, 212  
 Parts to which medicines are ap-  
   plied, 45  
 Pasque-flower, 222  
 Paste, London, 434  
   Vienna, 434  
 Paullinia, 116  
   sorbilis, 116  
 Paytia, 137  
 Paytina, 137  
 Peaches, 274  
 Pearlash, 395  
 Pearl white, 167  
 Pectin, 250  
 Pedaliaceæ, 446  
 Pennyroyal, 215  
 Pepper, black, 205, 422  
   cayenne, 204  
   red, 204, 422  
   white, 205  
 Peppermint, 214  
   water, 214  
 Pepo, 469  
 Pepsin, 148  
 Pepsinum, 148  
   saccharatum, 149  
 Percolation, 34  
 Percolator, 34  
 Permanganate of potassium, 403  
 Persian opium, 55  
 Persimmon, 184  
 Petrolatum, 455  
 Petroleum oils, 456  
   ointment, 455  
 Petroselinum sativum, 329, 349  
 Phæoretin, 289  
 Pharmaceutical modifications, 30  
 Pharmacological remedies, 17, 27  
 Pharmacology, 28  
 Pharmacopœia, 28  
 Pharmacy, definition of, 28  
 Phenic acid, 405  
 Phenol, 410  
   cymylic, 418  
 Phenyl hydrate, 405  
 Philadelphia fleabane, 324  
 Phlebotomy, 17  
 Phlox carolina, 462

- Phosphate of ammonium, 389  
   calcium, 386  
   iron, 156  
   quinia, 143  
   sodium, 284  
 Phosphide of zinc, 203  
 Phosphorated cod-liver oil, 378  
   oil, 203  
 Phosphoric acid, diluted, 385  
 Phosphorus, 201  
 Phytolacca, 226  
   berries, 226  
   decandra, 226  
   root, 226  
 Phytolaccaceæ, 226  
 Phytolaccæ bacca, 226  
   radix, 226  
 Physter macrocephalus, 452  
 Physostigma, 257  
   venenosum, 257  
 Physostigmina, 257, 259  
 Physostigminæ salicylas, 259  
 Physostigmine, 257  
   salicylate, 259  
 Picrosclerotin, 249  
 Picrotoxin, 259, 260  
 Picrotoxinum, 259, 260  
 Pill of carbonate of iron, 152  
   soap, compound, 62  
 Pills, 31  
   blue, 308, 356, 357  
   compound cathartic, 305  
   compressed, 33  
   Lady Webster, 292  
   Lartigue's gout, 323  
   Plummer's, 232  
   Rufus, 292  
   of aloes, 292  
     and asafetida, 292  
     and iron, 159, 292  
     and mastic, 292  
     and myrrh, 292, 346  
   antimony, compound, 232  
   asafetida, 111  
   cathartic, compound, 305  
   ferrous iodide, 156  
   galbanum, compound, 112, 346  
   iodide of iron, 156  
   iron, compound, 153, 346  
   phosphorus, 203  
   opium, 62  
   rhubarb, 290  
     compound, 290  
 Pilocarpina, 311  
 Pilocarpinæ hydrochloras, 312  
 Pilocarpine, 311  
   hydrochlorate, 312  
 Pilocarpus, 310  
   pennatifolius, 310  
 Pilula ferri carbonatis, 152  
 Piluli saponis composita, 62  
 Pilulæ, 31  
   aloes, 292  
     et asafœtidæ, 292  
     et ferri, 159, 292  
     et mastiches, 292  
     et myrrhæ, 292, 346  
   antimonii compositæ, 232  
   asafœtidæ, 111  
   catharticæ compositæ, 305  
   ferri compositæ, 153, 346  
     iodidi, 156  
   galbani compositæ, 112, 346  
   opii, 62  
   phosphori, 203  
   rhei, 290  
     compositæ, 290  
 Pimenta, 208  
 Pimento, 208  
 Pimpinella anisum, 216  
 Pinkroot, 462  
 Pinitus succinifer, 118  
 Pine, long-leaved, 334  
   pitch, 334  
   yellow, 334  
 Pint, 40  
 Pinus australis, 208, 333  
   palustris, 336  
   tæda, 334  
 Pipe gamboge, 304  
 Piper, 205, 425  
   nigrum, 205, 425  
 Piperaceæ, 205, 339, 341  
 Piperina, 205  
 Piperine, 205  
 Pipsissewa, 344  
   spotted, 345  
 Pitch, 336  
   pine, 334  
   plaster with cantharides, 424  
 Pix Burgundica, 423  
   Canadensis, 424  
   liquida, 336  
 Plasma, 451  
 Plaster, adhesive, 337  
   court, 451  
   spice, 425  
   of aconite, 88  
   ammoniac, 112  
   ammoniac with mercury, 112,  
     356, 358  
   arnica, 225  
   asafetida, 111  
   belladonna, 77  
   Burgundy pitch, 424  
   Canada pitch, 425  
   capsicum, 205, 423  
   galbanum, compound, 112  
   hemlock pitch, 423  
   iron, 152

- Plaster, mercury, 356, 358  
 opium, 62  
 pitch with cantharides, 424  
 warming, 424
- Plasters, 39
- Plumbi acetas, 188  
 carbonas, 190  
 iodidum, 189, 371  
 nitras, 189  
 oxidum, 190  
 præparata, 185  
 subacetatis liquor, 189
- Plummer's pills, 232
- Pneumatic method, 20
- Podophyllum, 299  
 peltatum, 299
- Poison-nut, 240
- Poison-oak, 244
- Poke-berries, 226  
 root, 218, 226
- Polychroite, 461
- Polygala senega, 330
- Polygalaceæ, 330
- Polygaleæ, 180
- Polygalic acid, 331
- Polygonaceæ, 287
- Pomatum, Dupuytren's, 430
- Pomegranate, 468  
 rind, 184
- Poppy, black, 54  
 white, 54
- Porphyroxin, 56
- Port wine, 197
- Porter, 198
- Potassa, 432  
 alum, 191  
 cum calce, 433  
 solution of, 394  
 sulphurata, 280  
 with lime, 433
- Potassii acetas, 319  
 bicarbonas, 395  
 birchromas, 391, 436  
 bitartras, 286, 319  
 bromidum, 67  
 carbonas, 394  
 pura, 394  
 chloras, 390  
 citras, 235  
 cyanidum, 95  
 et sodii tartras, 287  
 hypophosphis, 387  
 iodidum, 372  
 nitras, 232  
 permanganas, 403  
 præparata, 394  
 sulphas, 285  
 sulphis, 171  
 sulphuretum, 280  
 tartras, 286
- Potassium acetate, 319  
 alum, 191  
 and sodium tartrate, 287  
 bicarbonate, 395  
 bichromate, 391, 436  
 bitartrate, 286, 319  
 carbolate, 409  
 carbonate, 394  
 chlorate, 390  
 citrate, 235  
 mixture of, 236  
 solution of, 236  
 cyanide, 95  
 hypophosphite, 387  
 iodide, 372  
 ioduretted, 372  
 ointment of, 372  
 myronate, 421  
 nitrate, 332  
 permanganate, 403  
 preparations, 394  
 sulphate, 285  
 sulphite, 171  
 sulpho-carbolate, 409  
 sulphuret, 280  
 tartrate, 286
- Potato flies, 430  
 spirit, 107, 193
- Pound, 40
- Poultices, 39, 439
- Powder of aloes and canella, 133  
 antimonial, 233  
 aromatic, 211  
 compound chalk, 401  
 effervescing, 287  
 Dover's, 310  
 gray, 356, 359  
 James', 232  
 Jesuit's, 139  
 nitrous, 234  
 of ipecac and opium, 63, 269, 310  
 of jalap, compound, 298  
 of liquorice, compound, 295  
 of morphia, compound, 64  
 of opium, 62  
 of rhubarb, compound, 290  
 Tully's, 64
- Powders, 31  
 Seidlitz, 287, 398
- Precipitated calcium carbonate, 401  
 phosphate, 386  
 ferrous sulphate, 153  
 sulphur, 280  
 zinc carbonate, 163
- Precipitation, 32
- Preparations of ammonia, 199  
 of antimony, 228, 310  
 of arsenic, 378  
 of bismuth, 166  
 of copper, 160

- Preparations of lead, 185  
   of lithium, 398  
   of mercury, 352  
   of iron, 149, 349, 351  
   of potassium, 394  
   of silver, 164  
   of sodium, 395  
   of zinc, 161  
 Prepared calamine, 163  
   chalk, 401  
 Pride of China, 466  
 Proof spirit, 197  
 Propenyl hydrate, 454  
 Prunes, 274  
 Prunus serotina, 147  
   Virginiana, 146  
 Prussic acid, 92  
 Pseudaconitia, 86  
 Pseudomorphia, 56  
 Pseudojervia, 218  
 Psychotria emetica, 267  
 Pterocarpin, 461  
 Pterocarpus erinaceus, 179  
   marsupium, 179  
   santalinus, 461  
 Pulsatilla, 222  
 Pulveres, 31  
   effervescentes aperientes, 287  
 Pulverization of fluids, 48  
 Pulvis antimonialis, 232  
   aromaticus, 211  
   cretæ compositus, 401  
   effervescens compositus, 287,  
     398  
   glycyrrhizæ compositus, 295  
   ipecacuanhæ et opii, 63, 269, 310  
   jalapæ compositus, 286  
   morphiæ compositus, 64  
   rhei compositus, 290  
 Pumpkin, 469  
   seed, 469  
 Punica granatum, 184, 468  
 Purgatives, 273  
 Purging cassia, 277  
 Purple foxglove, 249  
 Pyrocatechin, 179  
 Pyroligneous acid, 336  
 Pyrophosphate of iron, 156  
 Pyroxylin, 456  
 Pyroxylinum, 456  
  
 Quaker button, 240  
 Quassia, 121  
   amara, 121  
 Quassin, 121  
 Queen's delight, 317  
 Querci-tannic acid, 181  
 Quercin, 181  
 Quercitrin, 178, 181  
 Quercitron, 181  
  
 Quercus alba, 181  
   infectoria, 177  
   tinctoria, 181  
 Quevenne's iron, 151  
 Quicksilver, 352  
 Quillaia, 332  
   saponaria, 332  
 Quinamia, 137  
 Quinamina, 137  
 Quince seed, 446  
 Quinia, 134, 235, 136  
   amorphous, 143  
   bisulphate, 142  
   carbolate, 143  
   citrate, 143  
   crude, 143  
   hydrobromate, 143  
   phosphate, 143  
   salicylate, 143  
   sulphate, 136, 141  
   sulphocarbolate, 143  
   sulphovinate, 143  
 Quiniæ bisulphas, 142  
   hydrobromas, 143  
   hydrochloras, 143  
   sulphas, 136, 141  
   valerianas, 142  
 Quinicia, 137, 143  
 Quinicine, 137, 143  
 Quinidia, 135, 137  
 Quinidina, 135, 137  
 Quinidinæ sulphas, 144  
 Quinina, 134, 135, 136  
 Quininæ bisulphas, 142  
   hydrobromas, 143  
   hydrochloras, 143  
   sulphas, 142  
   valerianas, 142  
 Quinine, 134, 135, 136  
   bisulphate, 142  
   crude, 143  
   carbolate, 143  
   citrate, 142  
   hydrobromate, 143  
   hydrochlorate, 143  
   phosphate, 143  
   salicylate, 143  
   sulphate, 142  
   sulphocarbolate, 143  
   sulphovinate, 143  
   valerianate, 142  
 Quinoidia, 143  
 Quinoidin, 143  
  
 Race, influence of, 45  
 Rain-water, 439  
 Raisins, 274  
 Ranunculaceæ, 85, 122, 222, 227, 252  
 Red bark, 135  
   cedar, 350

- Red iodide of mercury, 365  
   *ipecacuanha*, 266  
   oxide of mercury, 357, 359  
   pepper, 205, 422  
   precipitate, 359  
   rose, 184  
   saunders, 461  
   sulphide of mercury, 357, 366  
 Reduced iron, 151  
 Refined liquorice, 448  
 Refrigerant diaphoretics, 310  
 Refrigerants, 217, 235, 310, 319  
 Reinsch's test for arsenious acid, 380  
 Remedies, definition of, 17  
   division of, 17  
   hygienic, 17  
   imponderable, 17, 23  
   mechanical, 17  
   pharmacological, 17, 27  
 Resin, 333, 334, 336  
   cerate, 337  
   of *copaiba*, 338  
   of *jalap*, 298  
   of *May-apple*, 300  
   of *scammony*, 303  
   plaster, 337  
 Resina, 333, 334, 336  
   *jalapæ*, 298  
   *podophylli*, 300  
   *scammonii*, 303  
 Resorcin, 112  
 Rhamnaceæ, 295, 296  
 Rhamnus *frangula*, 295  
   *purshiana*, 296  
 Rhatania-tannic acid, 180  
 Rhatanic acid, 180  
 Rhatany, 180  
 Rheatannic acid, 289  
 Rheum, 287  
   *officinale*, 287  
 Rheumatic acid, 289  
 Rhigolene, 106  
 Rhœadina, 56  
 Rhœagenia, 56  
 Rhubarb, 287  
 Rhus *toxicodendron*, 244  
 Ricinolein, 278  
 Ricinus *communis*, 277  
 Rio Negro *sarsaparilla*, 313  
 Riverius, salt of, 235  
 Rochelle salt, 287  
 Rock candy, 459  
 Rosa *centifolia*, 184  
   *gallica*, 184  
 Rosaceæ, 96, 147, 184, 185, 332, 446, 468  
 Rose red, 184  
   white, 184  
 Rose-water, 184  
 Rosemary, 216  
 Rosin, 336  
 Rosmarinus, 215  
   *officinalis*, 215  
 Rottlera, 469  
   *tinctoria*, 469  
 Rottlerin, 469  
 Rubefaciens, 193, 419  
 Rubiaceæ, 115, 333, 266  
 Rubijervia, 218  
 Rubus, 185  
   *Canadensis*, 185  
   *villosus*, 185  
 Rue, 350  
 Rufus' pills, 292  
 Rum, 198  
   bay, 198  
 Russian musk, 117  
   rhubarb, 288  
 Ruta, 350  
   *graveolens*, 350  
 Rutaceæ, 131, 310, 342, 350  
 Rye, 244  
  
 Sabbatia, 124  
   *angularis*, 124  
 Sabina, 349  
 Saccharated ferrous carbonate, 152  
   iodide, 155  
   pancreatin, 149  
   pepsin, 149  
 Saccharum, 458  
   *lactis*, 459  
   *officinarum*, 458  
   *Saturni*, 188  
 Saffranin, 461  
 Saffron, 460  
 Sage, 215  
 Sal ammoniac, 388  
   *diureticus*, 319  
   *prunelle*, 232  
 Salicaceæ, 146  
 Salicin, 146, 411  
 Salicinum, 146  
 Salicylate of lithium, 415  
   of *physostigmine*, 259  
   of *quinia*, 143  
   of sodium, 414  
 Salicylic acid, 411  
 Saline cathartics, 273, 281  
   diuretics, 319  
   refrigerants, 319  
 Salix, 146  
   *alba*, 146  
 Salkowski's test for carbolic acid, 406  
 Salt, Epsom's, 282  
   Glauber's, 283  
   Rochelle, 287  
   of Riverius, 235  
   of tartar, 394

- Saltpetre, 232  
 Salve, Deshler's, 337  
 Salvia, 215  
     *officinalis*, 215  
 Sambucus, 296  
     *Canadensis*, 296  
 Sanguinaria, 269  
     *Canadensis*, 269  
 Sanguinarina, 269  
 Sanguinarine, 269  
 Sanguisuga *officinalis*, 18  
 Santalaceæ, 340  
 Santalic acid, 461  
 Santalum album, 340  
     *rubrum*, 461  
 Santonica, 465  
 Santonin, 465  
 Santoninum, 465  
 Sapindaceæ, 116  
 Sapo viridis, 437  
 Saponin, 332  
 Sarothamnus scoparius, 328  
 Sarsaparilla, 312  
 Sassafras, 317  
     *medulla*, 445  
     *officinale*, 317, 445  
     *pith*, 445  
 Saunders, red, 461  
 Savine, 349  
 Scammonin, 303  
 Scammonium, 302  
 Scammony, 302  
 Scarifications, 18, 19  
 Scilla, 272, 320, 333  
 Scillin, 320  
 Scillipicrin, 320  
 Scillitoxin, 320  
 Sclererythoin, 246  
 Sclerocrystallin, 246  
 Scleromucin, 246  
 Sclerotic acid, 243  
 Sclerotium, 245  
 Scleroxanthin, 246  
 Scoparin, 328  
 Scoparius, 328  
 Scrophulariaceæ, 249, 295  
 Scruple, 40  
 Scudamore's draught, 323  
 Scutillaria, 114  
     *laterifolia*, 114  
 Seaside grape, 179  
 Season of gathering, influence of, on  
     plants, 30  
 Secale cereale, 244  
 Sedatives, 53, 217, 320  
 Seidlitz powder, 287, 398  
 Semi-solids, 31, 38  
 Senega, 330, 349  
 Senegal gum, 441  
 Seneka, 330  
 Senna, 293  
 Sennacrol, 284  
 Serous membranes, application of  
     medicines to, 50  
 Serpentaria, 126  
 Sesamum indicum, 446  
 Setacea, 19  
 Setons, 19  
 Sevum, 452  
 Sex, influence of, on medicinal ef-  
     fects, 44  
 Sheep, 452  
 Sherry wine, 197  
 Sialagogues, 354  
 Signs and abbreviations, 471  
 Silver fir, 423  
     *nitrate*, 164  
         *fused*, 166, 432  
         *diluted*, 166  
     *oxide*, 166  
 Simaruba excelsa, 121  
 Simarubaceæ, 121  
 Simple bitters, 120, 121  
 Sinalbin, 421  
 Sinapis, 272, 420  
     *alba*, 272, 420  
     *nigra*, 272, 420  
 Sinapism, 422  
 Sinigrin, 421  
 Sipirina, 147  
 Skin, applications of medicines to, 45  
 Skullcap, 114  
 Skunk cabbage, 114  
 Slippery elm, 444  
     *bark*, 444  
 Sloe, 261  
 Smelling salts, 201  
 Smilaceæ, 312  
 Smilacine, 313  
 Smilax *officinalis*, 312  
     *medica*, 312  
 Smyrna opium, 55  
 Snakeroot, black, 252  
     *seneka*, 330  
     *Virginia*, 126  
 Soap bark, 332  
     *cerate*, 190  
     *liniment*, 99  
     *plaster*, 190  
 Socotrine aloes, 291  
 Soda, 434  
 Sodii acetat, 319  
     *arsenias*, 384  
     *benzoas*, 417  
     *bicarbonas*, 397  
         *venalis*, 397  
     *boras*, 416  
     *bromidum*, 72  
     *carbonas*, 397  
         *exsiccata*, 397

- Sodii hypophosphis, 387  
   hyposulphis, 171  
   iodidum, 374  
   nitras, 235  
   phosphas, 284  
   præparata, 395  
   salicylas, 414  
   santoninas, 466  
   sulphas, 283  
   sulphis, 171  
   sulpho-carbolas, 409  
 Sodium acetate, 319  
   arseniate, 384  
   benzoate, 417  
   bicarbonate, 397  
   borate, 416  
   bromide, 72  
   carbonate, 396  
     dried, 397  
   carbolate, 409  
   hypophosphite, 387  
   hyposulphite, 171  
   iodide, 394  
   nitrate, 235  
   phosphate, 284  
   preparations, 395  
   salicylate, 414  
   santoninate, 466  
   sulphate, 283  
   sulphite, 171  
   sulpho-carbolate, 409  
 Soil, influence of, on plants, 31  
 Solanaceæ, 73, 77, 79, 81, 83, 91, 204  
 Solania, 92  
 Solanum dulcamara, 91  
   nigrum, 92  
   tuberosum, 92  
 Solids, 31  
 Solubility, influence of, on medi-  
   cines, 31  
 Soluble glass, solution of, 458  
   gun-cotton, 456  
   tartar, 286  
 Solution, Donovan's, 385  
   Fowler's, 383  
   Labarraque's disinfecting, 405  
   Lugol's, 371  
   Magendie's, 64  
   Monsel's, 154  
   of ammonium acetate, 236  
   of arsenic and mercuric iodide,  
     385  
   of arsenic chloride, 384  
   of arsenious acid, 384  
   of chlorinated soda, 405  
   of gutta percha, 457  
   of iodine, compound, 371  
   of iron acetate, 157  
     and quinine citrate, 158  
     chloride, 155  
   of iron citrate, 157  
     nitrate, 157  
     subsulphate, 154  
     tersulphate, 154  
   of lead subacetate, 189  
     diluted, 189  
   of lime, 400  
   of magnesian citrate, 283  
   of mercuric nitrate, 357, 367, 436  
   of pepsin, 149  
   of potassa, 394  
   of potassium arsenite, 383  
   of potassium citrate, 236  
   of soda, 395  
   of sodium arseniate, 384  
     silicate, 458  
   of soluble glass, 458  
   of zinc chloride, 163  
 Solutions, 32, 35  
 Soporifics, 54  
 South American kino, 179  
 Spanish fly, 426  
 Sparteia, 328  
 Spastics, 240  
 Spearmint, 214  
   water, 214  
 Special diuretics, 320  
 Spermaceti, 452  
   cerate, 452  
   whale, 452  
 Spice plaster, 425  
 Spiced syrup of rhubarb, 290  
 Spigelia, 462  
   marilandica, 462  
 Spinants, 53, 240  
 Spiræa ulmaria, 411  
 Spirit of ammonia, 200  
   aromatic, 200, 399  
   anise, 216  
   camphor, 98  
   chloroform, 106  
   cinnamon, 206  
   ether, compound, 119  
   gaultheria, 213  
   juniper, 328  
     compound, 328  
   lavender, 214  
     compound, 214  
   lemon, 237  
   mindererus, 236  
   myrcia, 198  
   nitre, sweet, 237  
   nitrous ether, 237  
   nutmeg, 208  
   orange peel, 214  
   peppermint, 214  
   spearmint, 214  
   turpentine, 208, 333, 334, 335  
   proof, 197  
 Spirits, 36

- Spiritus, 36  
   aetheris compositus, 119  
     nitrosi, 237  
   ammoniaë, 200  
     aromaticus, 200, 399  
   anisi, 216  
   aurantii, 214  
   camphoræ, 98  
   chloroformi, 106  
   cinnamomi, 206  
   frumenti, 198  
   gaultheriæ, 213  
   juniperi, 198, 328  
     compositus, 328  
   lavandulæ, 214  
     compositus, 214  
   limonis, 239  
   menthæ piperitæ, 214  
     viridis, 214  
   mindereri, 236  
   myrciæ, 198  
   myristicæ, 207  
   sacchari, 198  
   odoratus, 215  
   vini Gallici, 198  
 Spruce, hemlock, 424  
   Norway, 423  
 Spurious Burgundy pitch, 424  
 Squill, 272, 320, 333  
 Squirting cucumber, 305  
 St. Ignatius' bean, 244  
 Staphisagria, 227  
 Staphisiana, 227  
 Star anise, 216  
 Starch, 450  
 Static electricity, 26  
 Stavesacre, 227  
 Stearic acid, 454  
   ether, 452  
 Stearin, 452  
 Sterculiaceæ, 452  
 Sternutatories, 47  
 Stethal alcohol, 452  
 Stillingia, 319  
   sylvatica, 319  
 Stimulants, 53, 192  
   aromatic, 193, 203  
   diffusible, 193  
 Stimulating diaphoretics, 310, 320  
   diuretics, 349  
 Stomach, influence of, condition of,  
   45  
 Stomachics, 193  
 Storax, 347  
 Stramonii folia, 77  
   semen, 77  
 Stramonine, 78  
 Stramonium, 77  
   leaves, 77  
   seed, 77  
 Stronger ether, 100  
   water of ammonia, 200, 430  
   white wine, 197  
 Strychnia, 241, 244  
 Strychniæ sulphas, 242  
 Strychnina, 241, 244  
 Strychninæ sulphas, 242  
 Strychnine, 241, 244  
   sulphate, 242  
 Strychnos nux vomica, 240  
   Ignatia, 244  
 Styptic collodion, 457  
 Styraceæ, 346  
 Styrax, 347  
   benzoin, 346  
 Styrol, 347  
 Sturgeon, 451  
 Subacetate of copper, 161  
   lead, solution of, 189  
 Subcarbonate of bismuth, 167  
 Sublimed sulphur, 279  
 Subnitrate of bismuth, 166  
 Subsulphate of mercury, yellow, 160,  
   357, 366  
 Succi, 37  
 Succinic acid, 118  
 Succinum, 118  
 Succus limonis, 239  
 Sudorifics, 309  
 Suet, 452  
 Sugar, 458  
   of lead, 188  
   milk, 459  
 Sulphate of aluminium, 192  
   aluminium and ammonium, 191  
   bebeeria, 148  
   cinchonia, 143  
   cinchonidia, 144  
   copper, 160, 272, 436  
   iron, 153  
     dried, 153  
     precipitated, 153  
     and ammonium, 159  
   magnesium, 282  
   manganese, 284  
   morphia, 64  
   potassium, 285  
   quinia, 136, 141  
   quinidia, 144  
   sodium, 283  
   strychnia, 242  
   zinc, 162  
 Sulphide of calcium, 171  
   of mercury, red, 357, 366  
 Sulphides, 171  
 Sulphite of ammonium, 171  
   calcium, 171  
   magnesium, 171  
   potassium, 171  
   sodium, 171

- Sulphites, 171  
 Sulphocarbolate of quinia, 143  
   calcium, 409  
   lead, 410  
   magnesium, 409  
   potassium, 409  
   sodium, 410  
 Sulphocarbolates, 409  
 Sulphocarbolic acid, 408  
 Sulphocyanide of allyl, 421  
 Sulphovinate of quinia, 143  
 Sulphur, 279  
   iodide, 372  
   lotum, 279  
   præcipitatum, 280  
   sublimatum, 279  
 Sulphurated antimony, 231  
   potassa, 280  
 Sulphuric acid, 169  
   aromatic, 170  
   diluted, 170  
   ether, 100  
 Sulphuris iodidum, 372  
 Sulphurous acid, 170  
 Sumbul, 263  
 Suppositoria, 38  
 Suppositories, 38, 50  
   of asafetida, 111  
   belladonna, 77  
   lead, 189  
   tannic acid, 176  
 Suppurants, 419, 431  
 Sus scrofa, 451  
 Swamp hellebore, 218  
 Sweet oil, 277  
   orange peel, 213  
   spirit of nitre, 237  
   tincture of rhubarb, 290  
 Sydenham's laudanum, 64  
 Symplocarpus foetidus, 114  
 Syrup, 38  
   of almond, 96  
   blackberry, 185  
   calcium lactophosphate, 386  
   citric acid, 239  
   garlic, 333  
   ginger, 210  
   gum arabic, 442  
   hypophosphites, 387  
     with iron, 159, 387  
     iodide, 156  
     quinine and strychnine phos-  
     phate, 159  
   ipecac, 269  
   iron bromide, 157  
   krameria, 180  
   lactucarium, 73  
   lemon, 239  
   marshmallow, 446  
   prunus Virginiana, 147  
   Syrup of orange flowers, 214  
     peel, 214  
     rhatany, 180  
     rhubarb, 290  
       aromatic, 290  
       spiced, 290  
     rose, 184  
     sarsaparilla, compound, 314  
     senega, 332  
     senna, 294  
     squill, 321  
       compound, 321, 332  
     tar, 336  
     tolu, 348  
     wild cherry, 147  
 Syrupi, 37  
 Syrups, 37  
 Syrupus, 37  
   acaciæ, 442  
   acidi citrici, 239  
   allii, 333  
   althææ, 446  
   amygdalæ, 96  
   aurantii, 214  
     florum, 214  
   calcis lactophosphatis, 386  
   ferri bromidi, 157  
     iodidi, 156  
     quinia et strychnia phos-  
     phatum, 159  
   hypophosphitum, 387  
     cum ferro, 159, 387  
   ipecacuanhæ, 269  
   krameria, 180  
   lactucarii, 73  
   limonis, 239  
   picis liquidæ, 336  
   pruni Virginianæ, 147  
   rhei, 290  
     aromaticus, 290  
   rosæ, 184  
   rubi, 185  
   sarsaparillæ compositus, 314  
   scillæ, 321  
     compositus, 321, 332  
   senegæ, 332  
   sennæ, 294  
   tolutanus, 348  
   zingiberis, 210  
 Tabacum, 81  
 Table for converting C. C. into f $\zeta$ , 42  
   apothecaries' weights and mea-  
   sures into gram weights, 43  
 Tablespoon, 42  
 Tamarind, 275  
 Tamarindus, 275  
   Indica, 275  
 Tannate of iron, 175  
 Tannic acid, 174, 177, 181, 183, 185

- Tar, 336  
 Taraxacerin, 327  
 Taraxacin, 327  
 Taraxacum, 326  
   *dens-leonis*, 326  
 Tartar, 239  
   cream of, 286, 319  
   crude, 286  
   emetic, 228, 272  
   salt of, 394  
   soluble, 286  
 Tartaric acid, 239  
 Tartarized antimony, 228, 272  
 Tartrate of antimony and potassium, 228, 272  
   iron and ammonium, 159  
   potassium, 156  
   potassium, 286  
   potassium and sodium, 287  
 Tea, 115  
   Paraguay, 116  
   worm, 464  
 Teaberry, 212  
 Teacup, 42  
 Teaspoon, 42  
 Temperament, influence of, on medicinal effects, 44  
 Terebinthaceæ, 244  
 Terebinthina, 333  
   *canadensis*, 334  
 Terra japonica, 178  
 Terrestromiaceæ, 115  
 Test for arsenic, Marsh's, 379  
   Reinsch's, 380  
   for carbolic acid, Plugge's, 406  
   Salkowski's, 406  
   Heropath's, 137  
   Marsh's, 228  
   Trapp's, 221  
 Tetrachloride of carbon, 108  
 Thea, 115  
   *sinensis*, 115  
 Thebaia, 56, 58  
 Thebolactic acid, 56  
 Theina, 115, 116  
 Theobroma, 116  
   *cacao*, 453  
 Theobromia, 116, 453  
 Theobromine, 453  
 Therapeutics, definition of, 28  
 Thornapple, 77  
 Thoroughwort, 129  
 Thymelaceæ, 315  
 Thymene, 215  
 Thymol, 215, 418  
 Thymus vulgaris, 215, 418  
 Tiglinic acid, 306  
 Tinctura aconiti, 88, 217  
   *aloes*, 293  
   *aloes et myrrhæ*, 293  
 Tinctura arnicæ florum, 225  
   *radicis*, 225  
   *asafoetidæ*, 111  
   *aurantii amari*, 214  
   *dulcis*, 214  
   *belladonnæ*, 77  
   *benzoini*, 347  
   *composita*, 347  
   *bryoniæ*, 299  
   *calendulæ*, 317  
   *calumbæ*, 126  
   *cannabis indicæ*, 89  
   *cantharidis*, 329  
   *capsici*, 205, 423  
   *cardamomi*, 211  
   *composita*, 211  
   *catechu composita*, 179  
   *cimicifugæ*, 254  
   *cinchonæ*, 141  
   *composita*, 141  
   *cinnamomi*, 206  
   *colchici*, 324  
   *conii*, 257  
   *croci*, 461  
   *cubebæ*, 340  
   *digitalis*, 252  
   *ferri acetatis*, 158  
   *chloridi*, 155  
   *gallæ*, 178  
   *gelsemii*, 224  
   *gentianæ composita*, 123  
   *guaiaci*, 315  
   *ammoniata*, 315  
   *humuli*, 90  
   *hydrastis*, 329  
   *hyoscyami*, 80  
   *ignatiæ*, 244  
   *iodi*, 371  
   *ipecacuanhæ*, 269  
   *et opii*, 63  
   *kino*, 179  
   *krameria*, 180  
   *lobelia*, 85  
   *matico*, 341  
   *moschi*, 118  
   *myrrhæ*, 346  
   *nucis vomicæ*, 244  
   *opii*, 63  
   *camphorata*, 63  
   *deodorata*, 64  
   *physostigmatis*, 259  
   *quassiæ*, 121  
   *rhei*, 290  
   *aromatica*, 290  
   *dulcis*, 290  
   *sanguinariæ*, 271  
   *saponis viridis*, 437  
   *scillæ*, 321  
   *serpentariæ*, 128  
   *stramonii*, 79

- Tinctura sumbul, 264  
   tolutana, 348  
   valerianæ, 113  
     ammoniata, 113  
   vanillæ, 217  
   veratri viridis, 221  
   zingiberis, 210  
 Tincturæ, 35  
 Tincture of aconite, 88, 217  
   aloes, 293  
     and myrrh, 293  
   American hellebore, 221  
   arnica flowers, 225  
     root, 225  
   asafetida, 111  
   belladonna, 77  
   benzoin, 347  
     compound, 347  
   bitter orange, 214  
   bloodroot, 271  
   bryony, 299  
   calabar bean, 259  
   calendula, 317  
   cantharides, 329  
   capsicum, 205, 423  
   cardamom, 211  
     compound, 211  
   catechu, 179  
   chloride of iron, 155  
   cimicifuga, 254  
   cinchona, 141  
     compound, 141  
   cinnamon, 206  
   colchicum, 324  
   columbo, 126  
   conium, 257  
   coptis, 123  
   crocus, 461  
   cubeb, 340  
   digitalis, 252  
   ferric acetate, 158  
     chloride, 155  
   galls, 178  
   gelsemium, 224  
   gentian, compound, 123  
   ginger, 210  
   goldthread, 123  
   green soap, 437  
   guaiac, 315  
     ammoniated, 315  
   hops, 90  
   Huxham's, 141  
   hydrastis, 329  
   hyoscyamus, 80  
   ignatia, 244  
   Indian hemp, 89  
   iodine, 371  
     compound, 371  
   ipecac and opium, 63  
   kino, 179  
   Tincture of krameria, 180  
     liriodendron, 131  
     lobelia, 85  
     lupulin, 90  
     matico, 341  
     musk, 118  
     myrrh, 346  
     nutgall, 178  
     nux vomica, 244  
     opium, 63  
       camphorated, 63  
       deodorized, 64  
     orange-peel, 214  
     quassia, 121  
     phytolacca, 227  
     rhatany, 180  
     rhubarb, 290  
       and aloes, 290  
       and gentian, 290  
       and senna, 290  
       aromatic, 290  
       sweet, 290  
     rottilera, 469  
     saffron, 461  
     sanguinaria, 271  
     serpentaria, 128  
     squill, 321  
     staphisagria, 228  
     stramonium, 79  
     sumbul, 264  
     sweet orange, 214  
     tolu, 348  
     valerian, 113  
       ammoniated, 113  
     vanilla, 217  
     veratrum viride, 221  
     yellow jasmine, 224  
 Tinctures, 35  
 Tinnevelly senna, 293  
 Tobacco, 81, 272  
   Indian, 85, 272  
 Tolerance to medicines in disease, 44  
   established by habit, 45  
 Tolu, balsam of, 348  
 Tonics, 53, 120  
   mineral, 120, 149  
   vegetable, 119  
 Topical medicines, 53, 402  
 Toxicodendric acid, 244  
 Toxicodendron, Rhus, 244  
 Tragacanth, 442  
 Tragacantha, 442  
 Tragacanthine, 443  
 Transfusion of blood, 51  
 Trapp's test for veratria, 221  
 Treacle, 459  
 Tremor mercurialis, 353  
 Trimethylamia, 376  
 Trimethylamine, 376  
 Tripoli senna, 293

- Triticin, 327  
 Triticum, 327  
   repens, 327  
   vulgare, 450  
 Trituratio elaterini, 306  
 Trituration of elaterin, 306  
 Troches, 33  
   of ammonium chloride, 389  
   bicarbonate of sodium, 397  
   chalk, 401  
   chlorate of potassium, 391  
   cubeb, 340  
   ginger, 210  
   ipecac, 269  
   iron, 152  
   liquorice and opium, 62  
   magnesia, 400  
   morphia and ipecacuanha, 64,  
     269  
   peppermint, 215  
   potassium chlorate, 391  
   sodium bicarbonate, 398  
     santoninate, 466  
 Trochisci, 33  
   acidi tannici, 176  
   ammonii chloridi, 389  
   catechu, 178  
   cretæ, 401  
   cubebæ, 340  
   ferri, 152  
   glycyrrhizæ et opii, 62  
   ipecacuanhæ, 269  
   krameria, 180  
   magnesia, 400  
   menthæ piperitæ, 214  
   morphiæ et ipecacuanhæ, 64, 269  
   potassii chloratis, 391  
   sodii bicarbonatis, 398  
     santoninatis, 466  
   zingiberis, 210  
 Troy weight, 40  
 Tulip tree, 131  
   bark, 131  
 Tully's powder, 64  
 Turkey gum, 441  
   opium, 55  
   rhubarb, 287  
 Turner's cerate, 163  
 Turpentine, 333  
   American, 333  
   Bordeaux, 334  
   Canada, 334  
   Chian, 334  
   Venice, 334  
   white, 334  
 Turpeth mineral, 272, 357, 366  
 Tutty, 162  
 Ulcers, application of medicines to,  
   50  
 Ulmus, 444  
   fulva, 444  
 Umbelliferæ, 110, 111, 112, 216, 254,  
   263, 329  
 Umbelliferone, 110, 112  
 Unguenta, 39  
 Unguentum, 39, 452  
   acidi carbolici, 409  
     tannici, 176  
   antimonii, 231, 431  
   aquæ rosæ, 184  
   belladonnæ, 77  
   chrysarobini, 438  
   gallæ, 178  
   hydrargyri, 356, 358  
     ammoniaci, 357, 366  
     nitrici, 357, 367  
     oxidii flavi, 356, 360  
     oxidii rubri, 357, 359  
   iodi, 371  
   iodoformi, 375  
   mezereri, 316  
   picis liquidæ, 336  
   plumbi carbonatis, 190  
     iodidi, 189  
   potassii iodidi, 373  
   stramonii, 79  
   sulphuris, 280  
     alkalinum, 280  
   veratriæ, 222  
   zinci oxidii, 162  
 Urginea scilla, 320  
 Urson, 213  
 Ursone, 343, 345  
 Urticaceæ, 88, 89, 444  
 Ustilago, 248  
   maydis, 248  
 Uva ursi, 342  
 Valerian, 112  
 Valeriana, 112  
   officinalis, 112  
 Valerianaceæ, 112  
 Valerianate of ammonium, 113  
   elixir of, 114  
   bismuth, 167  
   caffeina, 116  
   iron, 159  
   quinia, 142  
   zinc, 164  
 Valerianic acid, 113, 129  
 Vallet's ferruginous pill, 152  
 Vanilla, 216  
   planifolia, 216  
 Vanillin, 217  
 Vapours, 40  
 Various-leaved fleabane, 324  
 Vaseline, 39, 455  
 Veins, injection of medicines into, 51  
 Vegetable acids, 237

- Vegetable astringents, 174  
     emetics, 266  
     tonics, 120  
 Venesection, 17  
 Venice turpentine, 334  
 Vera Cruz sarsaparilla, 313  
 Veratria, 218, 221  
 Veratrina, 218, 221  
 Veratrine, 218, 221  
 Veratroidia, 218  
 Veratrum viride, 218  
 Verdigris, 161  
 Vermilion, 367  
 Vesicants, 193, 419, 425  
 Vesicating taffetas, 429  
     ointment, Gondret's, 430  
 Viburnum, 261  
     prunifolium, 261  
 Vienna paste, 434  
 Vina, 36  
 Vinegar, 238  
     of bloodroot, 271  
     lobelia, 85  
     opium, 64  
     sanguinaria, 271  
     squill, 321  
 Vinegars, 37  
 Vinum album, 197  
     aloes, 293  
     antimonii, 231  
     aromaticum, 131, 215  
     colchici radice, 324  
         seminis, 324  
     ergotæ, 248  
     ferri amarum, 158  
         citratæ, 159  
     fortis, 197  
     ipecacuanhæ, 269  
     opii, 64  
     rhei, 290  
     rubrum, 197  
     viola tricolor, 276  
     violaceæ, 276  
 Virgin scammony, 302  
 Virginia snakeroot, 126  
 Vitriol, blue, 160  
     elixir of, 170  
     green, 153  
     oil of, 169  
     white, 162  
 Volatile alkali, 199  
     liniment, 423  
     oil of mustard, 420, 422  
     oils, 203  
 Voltaic electricity, 26  
 Von Hebra's green soap, 437  
 Wahoo, 301  
 Warming plaster, 424  
 Warner's gout cordial, 290  
 Washed sulphur, 279  
 Water, 439  
     chlorine, 404  
     distilled, 439  
     rain, 439  
     snow, 439  
     of ammonia, 200, 430  
         stronger, 200, 430  
     anise, 216  
     bitter almonds, 96  
     camphor, 98  
     creasote, 411  
     fennel, 216  
     orange flower, 214  
     peppermint, 214  
     rose, 184  
     spearmint, 214  
 Waters, medicated, 34  
 Wax, 452  
 Weights and measures, 40  
 Whale, spermaceti, 452  
 Whisky, 198  
 White arsenic, 378  
     ginger, 210  
     lead, 190  
     mustard, 420  
     oak, 181  
     pepper, 205  
     precipitate, 357, 365  
     vitriol, 162  
     wax, 452  
     willow, 146  
     wine, 197  
         stronger, 197  
 Wild chamomile, 129  
     cherry, 146  
     valerian, 112  
 Willow, 146  
 Wine, 198  
     aromatic, 215  
     of aloes, 292  
     antimony, 231  
     colchicum root, 324  
         seed, 324  
     ergot, 248  
     ipecacuanha, 269  
     iron, bitter, 158  
         citrate, 159  
     pepsin, 149  
     madeira, 197  
     measure, 42  
     of opium, 64  
         port, 197  
         red, 197  
         rhubarb, 290  
         sherry, 198  
         tobacco, 83  
         white, 197  
             stronger, 197  
 Wineglass, 42

- Wine-whey, 197  
 Wines, 36  
 Wintergreen, 344  
 Wistar's cough lozenges, 62  
 Witch hazel, 183  
 Wolfsbane, 85  
 Woody nightshade, 91  
 Woorali, 260  
 Woorara, 260  
 Woorari, 260  
 Worm tea, 464  
 Wormseed, 464  
     Levant, 464  
 Wormwood, 130  
 Wounds, application of medicines  
     to, 50  
  
 Xanthopuccina, 329  
  
 Yarrow, 133  
 Yellow bark, 134  
     gentian, 123  
     jasmine, 223  
     lady's slipper, 114  
     oxide of mercury, 356, 359  
     parilla, 316  
     pine, 334  
     precipitate, 359  
     root, 329  
     subsulphate of mercury, 272,  
         357, 366  
  
 Yellow wash, 360  
     wax, 452  
 Young's scheme for doses, 44  
  
 Zea mays, 248  
 Zinc acetate, 162  
     chloride, 163, 435  
         solution of, 163  
     iodide, 164, 372  
     oxide, 162  
         ointment of, 162  
     phosphide, 203  
     precipitated carbonate, 163  
     preparations, 161  
     sulphate, 162, 272  
     valerianate, 164  
 Zinci acetas, 162  
     carbonas præcipitatus, 163  
     chloridum, 163, 435  
     iodidum, 164, 372  
     oxidum, 162  
     præparata, 161  
     phosphidum, 203  
     sulphas, 162, 272  
     valerianas, 164  
 Zingiber, 210, 425  
     officinale, 210  
 Zingiberaceæ, 210, 211  
 Zygophyllaceæ, 314

1882  
 1881  
 1880  
 1879  
 1878  
 1877  
 1876  
 1875  
 1874  
 1873  
 1872  
 1871  
 1870  
 1869  
 1868  
 1867  
 1866  
 1865  
 1864  
 1863  
 1862  
 1861  
 1860  
 1859  
 1858  
 1857  
 1856  
 1855  
 1854  
 1853  
 1852  
 1851  
 1850  
 1849  
 1848  
 1847  
 1846  
 1845  
 1844  
 1843  
 1842  
 1841  
 1840  
 1839  
 1838  
 1837  
 1836  
 1835  
 1834  
 1833  
 1832  
 1831  
 1830  
 1829  
 1828  
 1827  
 1826  
 1825  
 1824  
 1823  
 1822  
 1821  
 1820  
 1819  
 1818  
 1817  
 1816  
 1815  
 1814  
 1813  
 1812  
 1811  
 1810  
 1809  
 1808  
 1807  
 1806  
 1805  
 1804  
 1803  
 1802  
 1801  
 1800  
 1799  
 1798  
 1797  
 1796  
 1795  
 1794  
 1793  
 1792  
 1791  
 1790  
 1789  
 1788  
 1787  
 1786  
 1785  
 1784  
 1783  
 1782  
 1781  
 1780  
 1779  
 1778  
 1777  
 1776  
 1775  
 1774  
 1773  
 1772  
 1771  
 1770  
 1769  
 1768  
 1767  
 1766  
 1765  
 1764  
 1763  
 1762  
 1761  
 1760  
 1759  
 1758  
 1757  
 1756  
 1755  
 1754  
 1753  
 1752  
 1751  
 1750  
 1749  
 1748  
 1747  
 1746  
 1745  
 1744  
 1743  
 1742  
 1741  
 1740  
 1739  
 1738  
 1737  
 1736  
 1735  
 1734  
 1733  
 1732  
 1731  
 1730  
 1729  
 1728  
 1727  
 1726  
 1725  
 1724  
 1723  
 1722  
 1721  
 1720  
 1719  
 1718  
 1717  
 1716  
 1715  
 1714  
 1713  
 1712  
 1711  
 1710  
 1709  
 1708  
 1707  
 1706  
 1705  
 1704  
 1703  
 1702  
 1701  
 1700  
 1699  
 1698  
 1697  
 1696  
 1695  
 1694  
 1693  
 1692  
 1691  
 1690  
 1689  
 1688  
 1687  
 1686  
 1685  
 1684  
 1683  
 1682  
 1681  
 1680  
 1679  
 1678  
 1677  
 1676  
 1675  
 1674  
 1673  
 1672  
 1671  
 1670  
 1669  
 1668  
 1667  
 1666  
 1665  
 1664  
 1663  
 1662  
 1661  
 1660  
 1659  
 1658  
 1657  
 1656  
 1655  
 1654  
 1653  
 1652  
 1651  
 1650  
 1649  
 1648  
 1647  
 1646  
 1645  
 1644  
 1643  
 1642  
 1641  
 1640  
 1639  
 1638  
 1637  
 1636  
 1635  
 1634  
 1633  
 1632  
 1631  
 1630  
 1629  
 1628  
 1627  
 1626  
 1625  
 1624  
 1623  
 1622  
 1621  
 1620  
 1619  
 1618  
 1617  
 1616  
 1615  
 1614  
 1613  
 1612  
 1611  
 1610  
 1609  
 1608  
 1607  
 1606  
 1605  
 1604  
 1603  
 1602  
 1601  
 1600  
 1599  
 1598  
 1597  
 1596  
 1595  
 1594  
 1593  
 1592  
 1591  
 1590  
 1589  
 1588  
 1587  
 1586  
 1585  
 1584  
 1583  
 1582  
 1581  
 1580  
 1579  
 1578  
 1577  
 1576  
 1575  
 1574  
 1573  
 1572  
 1571  
 1570  
 1569  
 1568  
 1567  
 1566  
 1565  
 1564  
 1563  
 1562  
 1561  
 1560  
 1559  
 1558  
 1557  
 1556  
 1555  
 1554  
 1553  
 1552  
 1551  
 1550  
 1549  
 1548  
 1547  
 1546  
 1545  
 1544  
 1543  
 1542  
 1541  
 1540  
 1539  
 1538  
 1537  
 1536  
 1535  
 1534  
 1533  
 1532  
 1531  
 1530  
 1529  
 1528  
 1527  
 1526  
 1525  
 1524  
 1523  
 1522  
 1521  
 1520  
 1519  
 1518  
 1517  
 1516  
 1515  
 1514  
 1513  
 1512  
 1511  
 1510  
 1509  
 1508  
 1507  
 1506  
 1505  
 1504  
 1503  
 1502  
 1501  
 1500  
 1499  
 1498  
 1497  
 1496  
 1495  
 1494  
 1493  
 1492  
 1491  
 1490  
 1489  
 1488  
 1487  
 1486  
 1485  
 1484  
 1483  
 1482  
 1481  
 1480  
 1479  
 1478  
 1477  
 1476  
 1475  
 1474  
 1473  
 1472  
 1471  
 1470  
 1469  
 1468  
 1467  
 1466  
 1465  
 1464  
 1463  
 1462  
 1461  
 1460  
 1459  
 1458  
 1457  
 1456  
 1455  
 1454  
 1453  
 1452  
 1451  
 1450  
 1449  
 1448  
 1447  
 1446  
 1445  
 1444  
 1443  
 1442  
 1441  
 1440  
 1439  
 1438  
 1437  
 1436  
 1435  
 1434  
 1433  
 1432  
 1431  
 1430  
 1429  
 1428  
 1427  
 1426  
 1425  
 1424  
 1423  
 1422  
 1421  
 1420  
 1419  
 1418  
 1417  
 1416  
 1415  
 1414  
 1413  
 1412  
 1411  
 1410  
 1409  
 1408  
 1407  
 1406  
 1405  
 1404  
 1403  
 1402  
 1401  
 1400  
 1399  
 1398  
 1397  
 1396  
 1395  
 1394  
 1393  
 1392  
 1391  
 1390  
 1389  
 1388  
 1387  
 1386  
 1385  
 1384  
 1383  
 1382  
 1381  
 1380  
 1379  
 1378  
 1377  
 1376  
 1375  
 1374  
 1373  
 1372  
 1371  
 1370  
 1369  
 1368  
 1367  
 1366  
 1365  
 1364  
 1363  
 1362  
 1361  
 1360  
 1359  
 1358  
 1357  
 1356  
 1355  
 1354  
 1353  
 1352  
 1351  
 1350  
 1349  
 1348  
 1347  
 1346  
 1345  
 1344  
 1343  
 1342  
 1341  
 1340  
 1339  
 1338  
 1337  
 1336  
 1335  
 1334  
 1333  
 1332  
 1331  
 1330  
 1329  
 1328  
 1327  
 1326  
 1325  
 1324  
 1323  
 1322  
 1321  
 1320  
 1319  
 1318  
 1317  
 1316  
 1315  
 1314  
 1313  
 1312  
 1311  
 1310  
 1309  
 1308  
 1307  
 1306  
 1305  
 1304  
 1303  
 1302  
 1301  
 1300  
 1299  
 1298  
 1297  
 1296  
 1295  
 1294  
 1293  
 1292  
 1291  
 1290  
 1289  
 1288  
 1287  
 1286  
 1285  
 1284  
 1283  
 1282  
 1281  
 1280  
 1279  
 1278  
 1277  
 1276  
 1275  
 1274  
 1273  
 1272  
 1271  
 1270  
 1269  
 1268  
 1267  
 1266  
 1265  
 1264  
 1263  
 1262  
 1261  
 1260  
 1259  
 1258  
 1257  
 1256  
 1255  
 1254  
 1253  
 1252  
 1251  
 1250  
 1249  
 1248  
 1247  
 1246  
 1245  
 1244  
 1243  
 1242  
 1241  
 1240  
 1239  
 1238  
 1237  
 1236  
 1235  
 1234  
 1233  
 1232  
 1231  
 1230  
 1229  
 1228  
 1227  
 1226  
 1225  
 1224  
 1223  
 1222  
 1221  
 1220  
 1219  
 1218  
 1217  
 1216  
 1215  
 1214  
 1213  
 1212  
 1211  
 1210  
 1209  
 1208  
 1207  
 1206  
 1205  
 1204  
 1203  
 1202  
 1201  
 1200  
 1199  
 1198  
 1197  
 1196  
 1195  
 1194  
 1193  
 1192  
 1191  
 1190  
 1189  
 1188  
 1187  
 1186  
 1185  
 1184  
 1183  
 1182  
 1181  
 1180  
 1179  
 1178  
 1177  
 1176  
 1175  
 1174  
 1173  
 1172  
 1171  
 1170  
 1169  
 1168  
 1167  
 1166  
 1165  
 1164  
 1163  
 1162  
 1161  
 1160  
 1159  
 1158  
 1157  
 1156  
 1155  
 1154  
 1153  
 1152  
 1151  
 1150  
 1149  
 1148  
 1147  
 1146  
 1145  
 1144  
 1143  
 1142  
 1141  
 1140  
 1139  
 1138  
 1137  
 1136  
 1135  
 1134  
 1133  
 1132  
 1131  
 1130  
 1129  
 1128  
 1127  
 1126  
 1125  
 1124  
 1123  
 1122  
 1121  
 1120  
 1119  
 1118  
 1117  
 1116  
 1115  
 1114  
 1113  
 1112  
 1111  
 1110  
 1109  
 1108  
 1107  
 1106  
 1105  
 1104  
 1103  
 1102  
 1101  
 1100  
 1099  
 1098  
 1097  
 1096  
 1095  
 1094  
 1093  
 1092  
 1091  
 1090  
 1089  
 1088  
 1087  
 1086  
 1085  
 1084  
 1083  
 1082  
 1081  
 1080  
 1079  
 1078  
 1077  
 1076  
 1075  
 1074  
 1073  
 1072  
 1071  
 1070  
 1069  
 1068  
 1067  
 1066  
 1065  
 1064  
 1063  
 1062  
 1061  
 1060  
 1059  
 1058  
 1057  
 1056  
 1055  
 1054  
 1053  
 1052  
 1051  
 1050  
 1049  
 1048  
 1047  
 1046  
 1045  
 1044  
 1043  
 1042  
 1041  
 1040  
 1039  
 1038  
 1037  
 1036  
 1035  
 1034  
 1033  
 1032  
 1031  
 1030  
 1029  
 1028  
 1027  
 1026  
 1025  
 1024  
 1023  
 1022  
 1021  
 1020  
 1019  
 1018  
 1017  
 1016  
 1015  
 1014  
 1013  
 1012  
 1011  
 1010  
 1009  
 1008  
 1007  
 1006  
 1005  
 1004  
 1003  
 1002  
 1001  
 1000  
 999  
 998  
 997  
 996  
 995  
 994  
 993  
 992  
 991  
 990  
 989  
 988  
 987  
 986  
 985  
 984  
 983  
 982  
 981  
 980  
 979  
 978  
 977  
 976  
 975  
 974  
 973  
 972  
 971  
 970  
 969  
 968  
 967  
 966  
 965  
 964  
 963  
 962  
 961  
 960  
 959  
 958  
 957  
 956  
 955  
 954  
 953  
 952  
 951  
 950  
 949  
 948  
 947  
 946  
 945  
 944  
 943  
 942  
 941  
 940  
 939  
 938  
 937  
 936  
 935  
 934  
 933  
 932  
 931  
 930  
 929  
 928  
 927  
 926  
 925  
 924  
 923  
 922  
 921  
 920  
 919  
 918  
 917  
 916  
 915  
 914  
 913  
 912  
 911  
 910  
 909  
 908  
 907  
 906  
 905  
 904  
 903  
 902  
 901  
 900  
 899  
 898  
 897  
 896  
 895  
 894  
 893  
 892  
 891  
 890  
 889  
 888  
 887  
 886  
 885  
 884  
 883  
 882  
 881  
 880  
 879  
 878  
 877  
 876  
 875  
 874  
 873  
 872  
 871  
 870  
 869  
 868  
 867  
 866  
 865  
 864  
 863  
 862  
 861  
 860  
 859  
 858  
 857  
 856  
 855  
 854  
 853  
 852  
 851  
 850  
 849  
 848  
 847  
 846  
 845  
 844  
 843  
 842  
 841  
 840  
 839  
 838  
 837  
 836  
 835  
 834  
 833  
 832  
 831  
 830  
 829  
 828  
 827  
 826  
 825  
 824  
 823  
 822  
 821  
 820  
 819  
 818  
 817  
 816  
 815  
 814  
 813  
 812  
 811  
 810  
 809  
 808  
 807  
 806  
 805  
 804  
 803  
 802  
 801  
 800  
 799  
 798  
 797  
 796  
 795  
 794  
 793  
 792  
 791  
 790  
 789  
 788  
 787  
 786  
 785  
 784  
 783  
 782  
 781  
 780  
 779  
 778  
 777  
 776  
 775  
 774  
 773  
 772  
 771  
 770  
 769  
 768  
 767  
 766  
 765  
 764  
 763  
 762  
 761  
 760  
 759  
 758  
 757  
 756  
 755  
 754  
 753  
 752  
 751  
 750  
 749  
 748  
 747  
 746  
 745  
 744  
 743  
 742  
 741  
 740  
 739  
 738  
 737  
 736  
 735  
 734  
 733  
 732  
 731  
 730  
 729  
 728  
 727  
 726  
 725  
 724  
 723  
 722  
 721  
 720  
 719  
 718  
 717  
 716  
 715  
 714  
 713  
 712  
 711  
 710  
 709  
 708  
 707  
 706  
 705  
 704  
 703  
 702  
 701  
 700  
 699  
 698  
 697  
 696  
 695  
 694  
 693  
 692  
 691  
 690  
 689  
 688  
 687  
 686  
 685  
 684  
 683  
 682  
 681  
 680  
 679  
 678  
 677  
 676  
 675  
 674  
 673  
 672  
 671  
 670  
 669  
 668  
 667  
 666  
 665  
 664  
 663  
 662  
 661  
 660  
 659  
 658  
 657  
 656  
 655  
 654  
 653  
 652  
 651  
 650  
 649  
 648  
 647  
 646  
 645  
 644  
 643  
 642  
 641  
 640  
 639  
 638  
 637  
 636  
 635  
 634  
 633  
 632  
 631  
 630  
 629  
 628  
 627  
 626  
 625  
 624  
 623  
 622  
 621  
 620  
 619  
 618  
 617  
 616  
 615  
 614  
 613  
 612  
 611  
 610  
 609  
 608  
 607  
 606  
 605  
 604  
 603  
 602  
 601  
 600  
 599  
 598  
 597  
 596  
 595  
 594  
 593  
 592  
 591  
 590  
 589  
 588  
 587  
 586  
 585  
 584  
 583  
 582  
 581  
 580  
 579  
 578  
 577  
 576  
 575  
 574  
 573  
 572  
 571  
 570  
 569  
 568  
 567  
 566  
 565  
 564  
 563  
 562  
 561  
 560  
 559  
 558  
 557  
 556  
 555  
 554  
 553  
 552  
 551  
 550  
 549  
 548  
 547  
 546  
 545  
 544  
 543  
 542  
 541  
 540  
 539  
 538  
 537  
 536  
 535  
 534  
 533  
 532  
 531  
 530  
 529  
 528  
 527  
 526  
 525  
 524  
 523  
 522  
 521  
 520  
 519  
 518  
 517  
 516  
 515  
 514  
 513  
 512  
 511  
 510  
 509  
 508  
 507  
 506  
 505  
 504  
 503  
 502  
 501  
 500  
 499  
 498  
 497  
 496  
 495  
 494  
 493  
 492  
 491  
 490  
 489  
 488  
 487  
 486  
 485  
 484  
 483  
 482  
 481  
 480  
 479  
 478  
 477  
 476  
 475  
 474  
 473  
 472  
 471  
 470  
 469  
 468  
 467  
 466  
 465  
 464  
 463  
 462  
 461  
 460  
 459  
 458  
 457  
 456  
 455  
 454

# CATALOGUE


OF

## MEDICAL, DENTAL, PHARMACEUTICAL

AND

## SCIENTIFIC PUBLICATIONS,

PUBLISHED BY



**P. BLAKISTON, SON & CO.,**

(SUCCESSORS TO LINDSAY & BLAKISTON)

1012 WALNUT STREET,

PHILADELPHIA.

These publications may be had through Booksellers in all the principal cities of the United States and Canada, or any book will be sent, postpaid, by the publisher, upon receipt of price, or will be forwarded by express C. O. D. upon receiving a remittance of 25 per cent. of the amount ordered to cover express charges.

A NEW OCTAVO SERIES  
OF  
Standard Medical Books.

PRICE OF EACH, IN STRONG PAPER COVERS, 75 CTS.; CLOTH, \$1.25.

Well Printed, from Clear Type, on Good Paper, and Strongly Bound; Uniform in Size, Price and Binding.

*SPECIAL NOTICE.*—These books contain all in the original and more expensive editions, the illustrations and text being the same, excepting when the author has revised or enlarged them. Each is completed with a good index.

SENT, POSTPAID, ON RECEIPT OF PRICE.

## BEALE ON SLIGHT AILMENTS.

**SLIGHT AILMENTS:** Their Nature, Causes, and Treatment. By LIONEL S. BEALE, M.D., F.R.S., Professor of Practice in King's Medical College. Second Edition, Revised and Enlarged, with Illustrations. Octavo. *Just ready.*

Price, in Strong Paper Covers, 75 Cents; Cloth, \$1.25

A finer edition of this work is also printed, on thick paper, bound in Extra Cloth, price \$1.75

**OUTLINE OF CONTENTS.**—Introductory. The Tongue in Health and Slight Ailments. Appetite. Nausea. Thirst. Hunger. Indigestion, its Nature and Treatment. Constipation, its Treatment. Diarrhoea. Vertigo. Giddiness. Biliousness. Sick Headache. Neuralgia. Rheumatism. The Feverish and Inflammatory State. Of the Actual Changes in Fever and Inflammation. Common Forms of Slight Inflammation, etc., etc.

"We venture to say, that among the numerous medical publications there has been none which will prove more useful to the young general practitioner, for whom it is really intended, than this volume, while the time of the older physician might be much more unprofitably spent."—*American Journal of Medical Science.*

## TILT ON CHANGE OF LIFE IN WOMEN.

**THE CHANGE OF LIFE IN WOMEN, IN HEALTH AND DISEASE.** A Clinical Treatise on the Diseases Incidental to Women at the Decline of Life. By EDWARD JOHN TILT, M.D., Past President of the Obstetrical Society. Fourth Edition, Revised and Enlarged. Octavo. *Now ready.*

Price, in Strong Paper Covers, 75 Cents; Cloth, \$1.25

"Few books are issued which are more indispensable to the general practitioner."—*Phila. Medical Times.*

"This is unquestionably the best work extant on this interesting subject. . . . It is a repertory of information."—*American Practitioner.*

## AGNEW ON THE FEMALE PERINEUM.

**LACERATIONS OF THE FEMALE PERINEUM AND VESICO-VAGINAL FISTULA.** Their History and Treatment. With 75 Illustrations. By D. HAYES AGNEW, M.D., Professor of Surgery, University of Pennsylvania. Octavo. *Ready.*

Price, in Strong Paper Covers, 75 Cents; Cloth, \$1.25

So many applications having been made for these papers, as originally issued, it has been thought best to bring them before the profession in the present form.

"The literature of the subject, its history, causes, complications, and various modes of treatment, are given. The various methods of radical cure are classified."—*Indiana Journal of Medicine.*

"These two monographs will merit this more durable and convenient form."—*Am. Journal of Obstetrics.*

## DAY ON HEADACHES.

**THE NATURE, CAUSES AND TREATMENT OF HEADACHES.** By WILLIAM HENRY DAY, M.D., author of a "Treatise on the Diseases of Children." Fourth Edition, with Illustrations. Octavo. *Just Ready.*

Price, in Strong Paper Covers, 75 Cents; Cloth, \$1.25.

**SUMMARY OF CONTENTS.**—Headache from Cerebral Anæmia, Cerebral Hyperæmia; Sympathetic, Congestive, Dyspeptic or Bilious Headaches; Headache from Plethora, from Exhaustion, from Change in Cerebral Tissue, from Affections of the Periosteum; Nervous and Nervo-Hyperæmic Headache; Toxæmic, Rheumatic, Arthritic or Gouty Headache; Neuralgic Headache, and Headaches of Childhood, Early and Advanced Life.

## ALLINGHAM ON DISEASES OF THE RECTUM.

**FISTULA, HEMORRHOIDS, PAINFUL ULCER, STRICTURE, PROLAPSUS,** and all other Diseases of the Rectum. Their Diagnosis and Treatment. By WILLIAM ALLINGHAM, M.D. Fourth Enlarged and Improved Edition, with Illustrations. Octavo. *Just ready.*

Price, in Strong Paper Covers, 75 Cents; Cloth, \$1.25

\* \* \* The publishers have also a few copies of a much finer edition of Dr. Allingham's book.

Printed in London, on thick paper, from large type, the illustrations being printed on separate sheets. Price, Extra Cloth, \$3.00.

"No book on this special subject can at all approach Allingham's in precision, clearness and practical good sense."—*London Medical Times and Gazette.*

"It is, as indeed the verdict of the profession has already pronounced it, one of the very best works on Diseases of the Rectum."—*American Journal of Medical Science.*

No subscribing nuisance is connected with this series, each volume is sold separately, or the five will be sent, postpaid, upon receipt of \$5.00, for Cloth Binding, or for \$3.00 in Paper Covers.

P. BLAKISTON, SON & CO., 1012 WALNUT STREET, PHILADELPHIA

Philadelphia, September 1st, 1882.

Mr. Presley Blakiston having on January 1st, 1882, purchased all the interest of the late firm of Lindsay & Blakiston will continue the publication and sale of MEDICAL AND SCIENTIFIC BOOKS at No. 1012 Walnut Street, Philadelphia, having associated with him his son, Kenneth M. Blakiston, and Frank W. Robinson, under the firm-name of

P. BLAKISTON, SON & CO.

---

# MEDICAL, DENTAL, SCIENTIFIC

AND

# PHARMACEUTICAL BOOKS

PUBLISHED BY

P. BLAKISTON, SON & CO. PHILADELPHIA.

Any book in this catalogue can be had from or through booksellers in the principal cities in the United States, or will be forwarded free, by mail or express, upon receipt of the price by the publisher.

---

## AMERICAN HEALTH PRIMERS.

Edited by W. W. KEEN, M.D. Complete in 12 volumes, handsomely bound.  
Price, in cloth binding, 50 cents; paper covers, 30 cents.

- |  |   |
|--|---|
| I. <b>Hearing and How to Keep It.</b> With illustrations. By CHAS. H. BURNETT, M.D.        | VII. <b>The Mouth and the Teeth.</b> With illustrations. By J. W. WHITE, M.D., D.D.S. |
| II. <b>Long Life, and How to Reach It.</b> By J. G. RICHARDSON, M.D.                       | VIII. <b>Brain Work and Overwork.</b> By H. C. WOOD, JR., M.D.                        |
| III. <b>The Summer and Its Diseases.</b> By JAS. C. WILSON, M.D.                           | IX. <b>Our Homes.</b> With illustrations. By HENRY HARTSHORNE, M.D.                   |
| IV. <b>Eyesight, and How to Care for It.</b> With illustrations. By GEORGE C. HARLAN, M.D. | X. <b>The Skin in Health and Disease.</b> By L. D. BULKLEY, M.D.                      |
| V. <b>The Throat and the Voice.</b> With illustrations. By J. SOLIS COHEN, M.D.            | XI. <b>Sea Air and Sea Bathing.</b> By JOHN H. PACKARD, M.D.                          |
| VI. <b>The Winter and Its Dangers.</b> By HAMILTON OSGOOD, M.D.                            | XII. <b>School and Industrial Hygiene.</b> By D. L. LINCOLN, M.D.                     |

"In their practical teachings, learning, and sound sense, these volumes are worthy of all the compliments they have received. They teach what every man and woman should know, and yet what nine-tenths of the intelligent class are ignorant of, or at best, have but a smattering knowledge of."—*Chicago Inter-Ocean.*

"These handbooks of practical suggestion deserve hearty commendation. They are prepared by men whose professional competence is beyond question, and for the most part, by those who have made the subject treated the specific study of their lives."—*New York Sun.*

**ACTON, THE REPRODUCTIVE ORGANS.**

The Functions and Disorders of the Reproductive Organs. Their Physiological, Moral, and Social Relations. By WM. ACTON, M.R.C.S. Sixth Edition.

Price \$2.50

"In the work now before us, all essential detail upon its subject matter is clearly and scientifically given. We recommend it accordingly, as meeting a necessary requisition of the day, refusing to join in that opinion which regards the consideration of the topics in question as beyond the duties of the medical practitioner."—*The London Lancet*.

**ADAMS, ON CLUB FOOT.**

Its Causes, Pathology and Treatment. A Revised and Enlarged Edition. By WILLIAM ADAMS, F.R.C.S. 106 Wood Engravings and six Lithographic plates. 8vo.

Price \$5.00

"It is a work not only valuable to the specialist, but should be read by every practitioner who has anything to do with cases of club foot."—*Medical Record*.

**AGNEW, ON THE PERINEUM AND FISTULA.**

Lacerations of the Female Perineum and Vesico-vaginal Fistula. Their History and Treatment. With many Illustrations. By D. HAYES AGNEW, M.D., Professor of Surgery, University of Pennsylvania. 8vo. Cloth, Price \$1.25

So many applications having been made for these papers, as originally issued, the author has thought best, after a thorough revision, to place them before the profession in book form.

**AITKEN, PRACTICE OF MEDICINE.**

The Science and Practice of Medicine. By WILLIAM AITKEN, M.D., Edinburgh. Third American from Sixth London Edition, greatly enlarged, remodeled and carefully revised; with additions by MEREDITH CLYMER, M.D., formerly Professor of Practice, University of New York. With 180 Illustrations and large colored map, showing the Geographical Distribution of Disease. Large 8vo. 2 vols. Price, Cloth \$12.00.

"The representative book of Medical science and practice."—*London Lancet*.

"The additions that have been made by the American Editor are copious and important."—*American Journal Medical Science*.

"The author has unquestionably performed a service to the profession of the most valuable kind."—*The Practitioner*.

"It would be difficult to point out anything that cannot be found in Aitken."—*Glasgow Medical Journal*.

**ALLEN, COMMERCIAL ORGANIC ANALYSIS.**

An Introduction to the Practice of Commercial Organic Analysis. By ALFRED H. ALLEN, F.C.S. Vol. I. Cyanogen Compounds, Alcohols and their Derivatives, Phenols, Acids, etc. 8vo. Price \$3.50

Vol. II now ready. 8vo. Price \$5.00

Being a treatise on the Properties, Analytical Examination, and Modes of Assaying the various Organic Chemicals and Preparations employed in the Arts, Manufactures, Medicine, etc.

**ALLAN, FEVER NURSING.**

Notes on Fever Nursing. Addressed to nurses in hospital and private life. By JAMES W. ALLAN, M.D. 12mo. Illustrated. Price .75

**ALLINGHAM, DISEASES OF THE RECTUM. Illustrated.**

Fistula, Hæmorrhoids, Painful Ulcer, Stricture, Prolapsus, and other Diseases of the Rectum, their Diagnosis and Treatment. By WILLIAM ALLINGHAM, F.R.C.S. Fourth Edition, enlarged. Price, Paper covers, .75; Cloth, \$1.25

Handsome Edition, London Print, Thick Paper and Large Type. 8vo. Cloth, Price \$3.00

"No book on this special subject can at all approach Mr. Allingham's in precision, clearness and practical good sense."—*London Medical Times and Gazette*.

"It is, as indeed the verdict of the profession has already pronounced it, one of the very best works on Diseases of the Rectum."—*American Journal of Medical Science*.

**ALTHAUS, MEDICAL ELECTRICITY.**

A Treatise on Medical Electricity, Theoretical and Practical, and its Use in the Treatment of Paralysis, Neuralgia, and other Diseases. By JULIUS ALTHAUS, M.D. Third Edition, Enlarged. 246 Illustrations. 8vo. Price \$6.00

In revising this new edition the author has carefully brought each section up with the latest knowledge of the subject.

**ANDERSON, ON ECZEMA.**

The Pathology and Treatment of the various Eczematous Affections or Eruptions of the Skin. By McCALL ANDERSON, M.D. Third Revised and Enlarged Edition. 8vo. Price \$2.50

**ANSTIE, STIMULANTS AND NARCOTICS.**

With special researches on the Action of Alcohol, Ether and Chloroform on the Vital Organism. By FRANCIS E. ANSTIE, M.D. 8vo. Price \$3.00

"He is an original worker and independent thinker. His opinions and conclusions are valuable, and cannot be neglected."—*American Medical Journal*.

**ATTHILL, DISEASES OF WOMEN.**

Clinical Lectures on Diseases Peculiar to Women. By LOMBE ATTHILL, M.D. 5th edition, revised and enlarged, with numerous illustrations. 12mo. Cloth. Price \$1.25

"It is the concentrated essence of the knowledge of one who has become wise by reason of long and well-digested experience in the subjects treated."—*American Journal of Medical Science*.

"The work is one of great value to the general practitioner."—*American Journal of Obstetrics*.

**AVELING, POSTURE IN OPERATIONS.**

The Influence of Posture on Women in Gynecic and other Operations. By J. H. AVELING, M.D. Illustrated. 8vo. Price \$2.00

A subject which hitherto has received but little attention is here treated in a very thorough manner, showing the importance of certain postures, and the various diseases produced by awkward and unhealthy positions.

**BALFOUR, ON THE HEART AND AORTA.**

Clinical Lectures on Diseases of the Heart and Aorta. By G. W. BALFOUR, M.D. Illustrated. 2d Edition. Price \$5.00

"The whole work reflects much credit on its author, and firmly establishes his reputation as an authority on the important diseases of which he treats."—*London Practitioner*.

**BARTH AND ROGER, AUSCULTATION AND PERCUSSION.**

A Manual for the Student. By M. BARTH and M. HENRI ROGER. Translated from the 6th French Edition. 12mo. Price \$1.00

**BIBLE HYGIENE;**

Or, Health Hints. By a Physician. This book has been written, first, to impart in a popular and condensed form the elements of Hygiene; second, to show how varied and important are the Health Hints contained in the Bible, and third, to prove that the secondary tendency of modern Philosophy runs in a parallel direction with the primary light of the Bible. 12mo. Paper, .50; Cloth, \$1.00

"The scientific treatment of the subject is quite abreast of the present day, and is so clear and free from unnecessary technicalities that readers of all classes may peruse it with satisfaction and advantage."—*Edinburgh Medical Journal*.

**BIDDLE, MATERIA MEDICA. Ninth Edition.**

Materia Medica for the Use of Students. By JOHN B. BIDDLE, M.D., Late Professor of Materia Medica at Jefferson Medical College, Philadelphia. 9th edition, Revised, Enlarged and Illustrated. 8vo. Price \$4.00

"The additions are valuable, and we must congratulate the author upon having improved what was already so useful a work, both to the student and physician."—*Phila. Medical and Surgical Reporter*.

"It has been the design of the author to present in his work a text-book for the student. It is brief, and yet sufficiently comprehensive. His style is clear and yet succinct. He covers the ground—covers it well, and cumbers his work with nothing superfluous."—*Atlanta Medical and Surgical Journal*.

"One thing that particularly recommends this work to the student is, that the book is not so large as to discourage and cause him to feel that it is impossible for him to get over it and so much else in the short time before him."—*St. Louis Medical and Surgical Journal*.

"It contains, in a condensed form, all that is valuable in materia medica, and furnishes the medical student with a complete manual on this subject."—*Canada Lancet*.

**BLACK, THE REPRODUCTIVE AND RENAL ORGANS.**

The Functional Diseases of the Renal, Urinary and Reproductive Organs, with a General View of Urinary Pathology. By D. CAMPBELL BLACK, M.D., F.R.C.S. 12mo. Price, Cloth, \$1.25

"The title of this book sufficiently indicates its character and scope. Some of the chapters are almost exhaustive of their topics. Thus, in the chapter on spermatorrhœa, the whole philosophy and therapeutics of this vexatious condition is given with unusual clearness."—*Cincinnati Lancet and Observer*.

BY SAME AUTHOR.

**DISEASES OF THE KIDNEYS.**

Lectures on Bright's Disease of the Kidneys. Delivered at the Royal Infirmary, Glasgow. With 20 illustrations. 8vo.

**BLOXAM. CHEMISTRY, Inorganic and Organic. Fourth Edition.**

With Experiments. By CHARLES L. BLOXAM, Professor of Chemistry in King's College, London, and in the Department for Artillery Studies, Woolwich. Fourth edition. With nearly 300 Engravings. 8vo. Price \$4.00  
A most complete Text-Book for Schools and Colleges.

"Professor Bloxam has given us a most excellent and useful practical treatise. His 666 pages (now 700) are crowded with facts and experiments, nearly all well chosen, and many quite new, even to scientific men. It is astonishing how much information he often conveys in a few paragraphs. We might quote fifty instances of this."—*Chemical News*.

**BLOXAM. LABORATORY TEACHING. Fourth Edition.**

Progressive Exercises in Practical Chemistry. By CHARLES L. BLOXAM, Professor of Chemistry in King's College, London, etc. Fourth edition. With 89 engravings. 12mo. Price \$1.75

This work is intended for use in the Chemical Laboratory, by those who are commencing the study of Practical Chemistry. It contains:—

1. A series of simple Tables for the analysis of unknown substances of all kinds. 2. A brief description of all the practically important single substances likely to be met with in ordinary analysis. 3. Simple directions and illustrations relating to Chemical Manipulation. 4. A system of Tables for the detection of unknown substances with the aid of the Blowpipe. 5. Short instructions upon the purchase and preparation of the tests intended for those who have not access to a Laboratory.

"A great amount of valuable practical information is here condensed into a book of 260 pages, such as only a practical teacher could prepare."—*New England Journal of Education*.

**BRUEN. PHYSICAL DIAGNOSIS. Just Ready.**

A Pocket Book of Physical Diagnosis, for Physicians and Students. By EDWARD T. BRUEN, M.D., Asst. Prof. of Clinical Medicine, University of Penn'a. Illustrated by Original Wood Engravings. 12mo. Extra Cloth. Price \$2.00

**BENNETT. NUTRITION IN HEALTH AND DISEASE.**

A Contribution to Hygiene and Clinical Medicine. By J. HENRY BENNETT, M.D. Third Edition, Revised and Enlarged. Cloth. Price \$2.50

BY SAME AUTHOR.

**THE TREATMENT OF PULMONARY CONSUMPTION BY HYGIENE, CLIMATE AND MEDICINE.**

With an Appendix on the Sanitaria of the United States, Switzerland and the Balearic Islands. Third Edition much Enlarged. Price \$2.50

"Any physician may take it up with every feeling of confidence that the views enunciated by the author will be found to be able, honest and orthodox."—*Medico-Chirurgical Review*.

**BERKART, ASTHMA.**

The Pathology and Treatment of Asthma. By JOSEPH B. BERKART, M.D. 8vo. Price \$2.50

**BEALE ON SLIGHT AILMENTS. New Edition. Just Ready.**

Slight Ailments, Their Nature and Treatment. By LIONEL S. BEALE, M.D., F.R.S., Professor of Practice, King's Medical College, London. Second Edition. Enlarged and Illustrated. Price, Cloth, \$1.25; Paper covers, .75 cents. Fine Edition, Heavy Paper. Extra Cloth, Price \$1.75

## OUTLINE OF CONTENTS.

Introductory. The Tongue in Health and Slight Ailments. Appetite. Nausea. Thirst. Hunger. Indigestion, its Nature and Treatment. Constipation, its Treatment. Diarrhœa. Vertigo. Giddiness. Bilioussness. Sick Headache. Neuralgia. Rheumatism. The Feverish and Inflammatory State. Of the Actual Changes in Fever and Inflammation. Common Forms of Slight Inflammation, etc., etc.

"We venture to say that among the numerous medical publications issued during 1880, there has been none which will prove more useful to the young general practitioner, for whom it is really intended, than this volume, while the time of the older physician might be much more unprofitably spent."—*American Journal of Medical Science*.

BY SAME AUTHOR.

**ON LIFE AND VITAL ACTION IN HEALTH AND DISEASE.**

12mo.

Price \$2.00

**THE USE OF THE MICROSCOPE IN PRACTICAL MEDICINE.**

For Students and Practitioners, with full directions for examining the various secretions, etc., in the Microscope. Fourth Edition. 500 Illustrations. Much enlarged. 8vo. Price \$7.50

"We have before us Prof. BEALE's work, *The Microscope in Medicine*, a book which it gives us pleasure to recommend to every student of microscopy, whether he be a physician or naturalist."—*Journal of the Franklin Institute, Philadelphia*.

"As a microscopical observer, and a histological manipulator, his (Dr. BEALE) skill and eminence are generally conceded."—*Popular Science Monthly*.

**HOW TO WORK WITH THE MICROSCOPE.**

A Complete Manual of Microscopical Manipulation, containing a full description of many new processes of investigation, with directions for examining objects under the highest powers, and for taking photographs of microscopic objects. Fifth Edition. Containing over 400 Illustrations, many of them colored. Octavo. Price \$7.50

"The Encyclopædic character of this last edition of Dr. BEALE's well known work on the *Microscope* renders it impossible to present an abstract of its contents; suffice it to say, that anything in his department upon which the physician can desire such information will be found here, and much more in addition. It is, moreover, a storehouse of facts, most valuable to the physician, and is indispensable to every one who uses the microscope."—*American Journal of Medical Science*.

**BIOPLASM.**

A Contribution to the Physiology of Life, or an Introduction to the Study of Physiology and Medicine, for Students. With numerous Illustrations. Price \$2.25

**PROTOPLASM; or MATTER AND LIFE.**

Third Edition, very much enlarged. Nearly 350 pages. Sixteen Colored Plates. Part I. DISSIDENT. Part II. DEMONSTRATIVE. Part III. SUGGESTIVE. One volume. Price \$3.00

**LIFE THEORIES; Their Influence upon Religious Thought.**

Six Colored Plates. Price \$2.00

**ONE HUNDRED URINARY DEPOSITS,**

On two sheets, for the Hospital, Laboratory, or Surgery. Each Sheet \$1.00, or on Rollers, Price \$1.25

**BERNAY, CHEMISTRY.**

Notes for Students in Chemistry. Compiled from Fowne's and other manuals. By ALBERT J. BERNAY, PH.D. Sixth Edition. 12mo. Price \$1.25

**BOCK, ANATOMY.**

An Atlas of Human Anatomy. By Prof. C. E. BOCK, of Berlin. Thirty-seven Colored Plates, containing about 200 figures. Quarto. Half Roan. Price \$15.00

This is one of if not the best Anatomical Atlas now to be had, and its production in Germany makes it certainly the cheapest.

**BEASLEY. THE BOOK OF PRESCRIPTIONS.**

Containing over 3100 Prescriptions, collected from the Practice of the most Eminent Physicians and Surgeons—English, French and American; a Compendious History of the Materia Medica, Lists of the Doses of all Official and Established Preparations, and an Index of Diseases and their Remedies. By HENRY BEASLEY. Sixth Edition, Revised and Enlarged. Price

BY SAME AUTHOR.

**THE DRUGGIST'S GENERAL RECEIPT-BOOK.**

Comprising a copious Veterinary Formulary; numerous Recipes in Patent and Proprietary Medicines, Druggists' Nostrums, etc.; Perfumery and Cosmetics; Beverages, Dietetic Articles and Condiments; Trade Chemicals, Scientific Processes, and an Appendix of Useful Tables. Eighth Edition. Price \$2.25

**THE POCKET FORMULARY and Synopsis of the British and Foreign Pharmacopœias.**

Comprising Standard and Approved Formulæ for the Preparations and Compounds Employed in Medical Practice. Tenth Edition. 511 pp. 18mo. Price \$2.25

**BENTLEY AND TRIMEN'S MEDICINAL PLANTS.**

A New Illustrated Work, containing full botanical descriptions, with an account of the properties and uses of the principal plants employed in medicine, especial attention being paid to those which are officinal in the British and United States Pharmacopœias. The plants which supply food and substances required by the sick and convalescent are also included. By R. BENTLEY, F.R.S., Professor of Botany, King's College, London, and H. TRIMEN, M.B., F.H.S., Department of Botany, British Museum. Each species illustrated by a colored plate drawn from nature. In Forty-two parts. Eight colored plates in each part.

Price \$2 each, or handsomely bound in 4 volumes, Half Morocco, \$90.00

"It would be impossible to enumerate all the new plants that are here delineated. The result is a work which, from all points of view, is a credit to the scientific literature of the day."—*London Lancet*.

"It is an indispensable work of reference to every one interested in pharmaceutical Botany."—*London Pharmaceutical Journal*.

"This work may be recommended as a most useful one to druggists, and all who desire to be familiar with the Botany of Medicinal Plants."—*Druggists' Circular*.

"The work when complete (it is now complete) will be the most valuable compend of Medical Botany ever published."—*Boston Journal of Chemistry*.

**BRUBAKER, PHYSIOLOGY.**

A Compend of Physiology specially adapted for the use of Students and Physicians. "No. 4, Quiz-Compend Series?" 12mo, Cloth. Price \$1.00

**BRUNTON, ACTION OF MEDICINES.**

Experimental Investigation of the Action of Medicines. Part I, Circulation. By T. LAUDER BRUNTON, M.D., F.R.S. Second Edition. [*Preparing*]

**BYFORD. DISEASES OF WOMEN. New Revised Edition.**

The Practice of Medicine and Surgery, as applied to the Diseases of Women. By W. H. BYFORD, A.M., M.D., Professor of Obstetrics and The Diseases of Women and Children, in the Chicago Medical College. Third Edition. Revised and Enlarged, much of it rewritten, with numerous additional illustrations. Price, in Cloth \$5.00; Leather, \$6.00

"The treatise is as complete a one as the present state of our science will admit of being written. We commend it to the diligent study of every practitioner and student, as a work calculated to inculcate sound principles and lead to enlightened practice."—*New York Medical Record*.

"The author is an experienced writer, an able teacher in his department, and has embodied in the present work the results of a wide field of practical observation. We have not had time to read its pages critically, but freely commend it to all our readers, as one of the most valuable practical works issued from the American press."—*Chicago Medical Examiner*.

BY SAME AUTHOR.

**ON THE UTERUS. The Chronic Inflammation and Displacement of the Unimpregnated Uterus.**

An Enlarged Edition, with Illustrations. 8vo. Price \$2.50

"A good book from a good man."—*American Journal Medical Science*.

"It is a sensible, practical work, and cannot fail to be read with interest and profit."—*Boston Medical and Surgical Journal*.

**BRAUNE, TOPOGRAPHICAL ANATOMY.**

An Atlas of Topographical Anatomy. Thirty-four Full-page Plates, Photographed on Stone, from Plane Sections of Frozen Bodies, with many other illustrations. By WILHELM BRAUNE, Professor of Anatomy at Leipzig. Translated and Edited by EDWARD BELLAMY, F.R.C.S., Lecturer on Anatomy, Charing Cross Hospital, London. Quarto. Price, Cloth, \$8.00; Half Morocco, \$10.00

"As a whole the work cannot fail to meet with a hearty reception by every progressive student of the human body. To the surgeon it is a contribution to the study of topographical anatomy which needs to be known to be properly appreciated. To such practitioners who reside in large cities, where anatomy can be studied upon the cadaver, it will afford a valuable aid, while to those who are without such means of study it is an almost indispensable addition to a working library."—*New York Medical Record*.

"We commend the book most heartily to the Profession."—*American Journal of Medical Science*.

**BUCKNILL AND TUKE ON INSANITY.**

A Manual of Psychological Medicine: containing the Lunacy Laws, the Nosology, Etiology, Statistics, Description, Diagnosis, Pathology (including morbid Histology), and Treatment of Insanity. By JOHN CHARLES BUCKNILL, M.D., F.R.S., and DANIEL HACK TUKE, M.D., F.R.C.P. Fourth Edition, much enlarged, with twelve lithographic plates, and numerous illustrations. Octavo. Price \$8.00

"We have read no book in any language, and certainly none in English, which ought to be preferred to this for a text book, by those who wish to make a thorough study of the subject."—*Edinburgh Medical Journal*.

"We can heartily commend the work."—*American Journal of Insanity*.

**BURDETT, HOSPITALS.**

Pay Hospitals and Paying Wards throughout the World. Facts in support of a rearrangement of the system of Medical Relief. By HENRY C. BURDETT. 8vo. Price \$2.25

"Mr. Burdett displays and discusses the whole scheme of Hospital accommodation with a comprehensive understanding of its nature and extent."—*American Practitioner*.

BY SAME AUTHOR.

**COTTAGE HOSPITALS.**

General, Fever, and Convalescent: their Progress, Management, and Work. Second Edition, rewritten and much Enlarged, with many Plans and Illustrations. Crown 8vo. Price \$4.50

CONTENTS.—CHAP.—1. Origin and Growth of the Cottage Hospital System. 2. Comparative Success of Treatment in large and small Hospitals. 3. Finance. 4. Cottage Hospital Construction and Sanitary Arrangements. 5. The Medical and Nursing Departments. 6. Domestic Supervision and General Management. 7. Cottage Hospital Appliances and Fittings. 8. Cottage Fever Hospitals. 9. Midwifery in Cottage Hospitals. 10. Remunerative Paying Patients. 11. Convalescent Cottages. 12. Cottage Hospitals in America. 13. Mortuaries. 14. A more Detailed Account of certain Cottage Hospitals, with Plans and Elevations. 15. Selected and Model Plans criticised and compared, with a detailed description of various Hospitals. 16. Peculiarities and Special Features in the Working of Cottage Hospitals. With an Appendix containing much statistical and useful information.

"Mr. Burdett's book contains a mass of information, statistical, financial, architectural, and hygienic, which has already proved of great practical utility to those interested in cottage hospitals, and we can confidently recommend this second edition to all who are in search of the kind of information which it contains."—*Lancet*.

**BUZZARD, NERVOUS DISEASES.**

Clinical Lectures on Diseases of the Nervous System. By THOS. BUZZARD, M.D. Illustrated. Octavo. Price \$5.00

**CARPENTER, THE MICROSCOPE. Sixth Edition.**

The Microscope and its Revelations. By W. B. CARPENTER, M.D., F.R.S. Sixth Edition. Revised and Enlarged, with over 500 Illustrations. Price \$5.50

"Not only the student of medicine, but amateurs, and others interested in the study of natural history, will find this volume one of great practical value."—*New York Medical Journal*.

"It is by far the most complete and useful treatise now accessible to the student."—*The Technologist*.

"As a text book of Microscopy in its special relation to natural history and general science, the work before us stands confessedly first, and is alone sufficient to supply the wants of the ordinary student."—*American Journal of Microscopy*.

**CARTER, EYESIGHT. New Edition now ready.**

Eyesight, Good and Bad. A Treatise on the Exercise and Preservation of Vision. By ROBERT BRUDENELL CARTER, F.R.C.S. Second Edition, with 50 Illustrations, Test Types, etc. 12mo. Price, Cloth, \$1.25

"It is written in a lucid and agreeable style, conveying an easily comprehensible account of the structure of the eye and the function of vision, and gives a description of the principal anomalies of the latter, at the same time inculcating such salutary advice as may be beneficial for the preservation of sight."—*London Medical Times and Gazette*.

"There is much wholesome advice given on the 'Care of the Eyes in Infancy and Childhood,' and on this account, if no other, the book should be in the hands of every parent and teacher."—*St. Louis Courier of Medicine*.

**CARTER, PRACTICE OF MEDICINE.**

Elements of Practical Medicine. By ALFRED H. CARTER, M.D., London, Member of the Royal College of Physicians; Physician to the Queen's Hospital, Birmingham, etc. Crown 8vo. Price \$3.00

"The object of this volume is to provide the student with a general introduction to the study of Medicine, and to bring the essentials of the subject, so far as required for the ordinary medical qualifications, within the grasp of those who have not the time or leisure to read the larger and more elaborate works on Practice."—*Preface*.

"Dr. Carter is favorably known as a London physician of learning and experience, and a clear writer. He aims to give a judicial epitome of practical medicine, and this is a well-prepared book."—*Philadelphia Medical and Surgical Reporter*.

**CARSON, THE UNIVERSITY OF PENNSYLVANIA.**

A History of the Medical Department of the University of Pennsylvania from its foundation in 1765, with sketches of deceased Professors, etc. By the late JOSEPH CARSON, M.D. 8vo. Price \$2.00

Originally a lecture delivered at the request of the Faculty, this essay has grown into an important Historical work of the College and its promoters.

**CAZEAUX'S GREAT OBSTETRICAL TEXT-BOOK.**

A Theoretical and Practical Treatise, including the Diseases of Pregnancy and Parturition. By P. CAZEAUX, Adjunct Professor in the Faculty of Medicine of Paris, etc. etc. Revised and Annotated by S. TARNIER, Former Clinical Chief of the Lying-in-Hospital, etc., etc. Sixth American from the Seventh French Edition. Translated by WM. R. BULLOCK, M.D. One volume, Royal Octavo, over 1100 pages, with Lithographic and 175 other Illustrations on Wood. Price, Cloth, \$6.00; Leather, \$7.00

M. Cazeaux's great work on Obstetrics has become classical in its character, and almost an Encyclopædia in its fulness. Written expressly for the use of students of medicine, and those of midwifery especially, its teachings are plain and explicit, presenting a condensed summary of the leading principles established by the masters of the obstetric art, and such clear, practical directions for the management of the pregnant, parturient, and puerperal states, as have been sanctioned by the most authoritative practitioners, and confirmed by the author's own experience. Collecting his materials from the writings of the entire body of antecedent writers, carefully testing their correctness and value by his own daily experience, and rejecting all such as were falsified by the numerous cases brought under his own immediate observation, he has formed out of them a body of doctrine, and a system of practical rules, which he illustrates and enforces in the clearest and most simple manner possible.

"The edition before us is one of unquestionable excellence. Every portion of it has undergone a thorough revision, and no little modification; while copious and important additions have been made to nearly every part of it. It is well and beautifully illustrated by numerous wood and lithographic engravings, and in typographical execution will bear a favorable comparison with other works of the same class."—*American Medical Journal*.

"The translation of Dr. Bullock is remarkably well done. We can recommend this work to those especially interested in the subject treated, and can especially recommend the American edition."—*Medical Times and Gazette*.

"We do not hesitate to say that it is now the most complete and best treatise on the subject in the English language."—*Buffalo Medical Journal*.

"It is unquestionably a work of the highest excellence, rich in information, and perhaps fuller in details than any text-book with which we are acquainted. The author has not merely treated of every question which relates to the business of parturition, but he has done so with judgment and ability."—*British and Foreign Medico-Chirurgical Review*.

"No work, in our estimation, bears any comparison to Cazeaux, in its entire perfectness; and if we were called upon to rely alone on one work on accouchements, our choice would fall upon the book before us without any kind of hesitation."—*West. Jour. of Medicine and Surgery*.

"We know of no work on this all-important branch of our profession that we can commend to the student or practitioner as a safe guide before this."—*Chicago Medical Journal*.

**CHARTERIS, PRACTICE OF MEDICINE.**

Hand-Book of the Practice of Medicine. By M. CHARTERIS, M.D., Member of Hospital Staff and Professor in University of Glasgow. With Microscopic and other illustrations. Price \$1.25

"We have not often met with a book which can be so confidently recommended to physicians or men in general practice."—*Lancet*.

"The style in which it is written is clear and attractive. The illustrations are a marked feature in it. It can be recommended as a very reliable, handy book, well adapted for ready reference."—*New Remedies*.

**CHAVASSE ON CHILDREN.**

The Mental Culture and Training of Children. By PYE HENRY CHAVASSE. 12mo. Price, Paper covers, .50; Cloth, \$1.00

The mental culture and training of children is of immense importance. Many children are so wretchedly trained, or rather not trained at all, and so mismanaged, that a few thoughts on this subject cannot be thrown away, even upon the most careful.

**CLAY ON OBSTETRIC SURGERY. Third Edition.**

A complete Hand-Book of Obstetric Surgery, with Rules for every Emergency and Descriptions of the more difficult as well as the every day operations. By CHARLES CLAY, M.D., with numerous illustrations. From the Third London Edition. 12mo. Price \$2.00

"It is a useful and convenient book of reference; the illustrations are good, and the book will be found of value to the student and young practitioner, as well as to the skilled Obstetrician."—*American Journal of Obstetrics*.

**CLEVELAND, POCKET DICTIONARY.**

A Pronouncing Medical Lexicon, containing correct Pronunciation and Definition of terms used in medicine and the collateral sciences. By C. H. CLEVELAND, M.D. Twenty-ninth Edition. 16mo.

Price, Cloth, 75 cents; Tucks with Pocket, \$1.00

This is a most convenient size for the pocket, and contains all the principal words in use, together with rules for pronunciation, abbreviations used in prescriptions, list of poisons, their antidotes, etc.

**COHEN, INHALATION. Enlarged Edition.**

Inhalation, its Therapeutics and Practice, including a Description of the Apparatus Employed, etc. By J. SOLIS COHEN, M.D. With cases and Illustrations. A New Enlarged Edition. 8vo. Price \$2.50

"The book has the merit of containing much information that cannot be found elsewhere."—*N. Y. Medical Journal*.

"One of the best treatises we have seen on this subject."—*Medical Times and Gazette*.

BY SAME AUTHOR.

**CROUP,**

In its Relation to Tracheotomy. 8vo.

Price \$1.00

**CLARKE, SURGERY.**

Outlines of Surgery and Surgical Pathology, including the Diagnosis and Treatment of Obscure and Urgent Cases. By F. LEGROSS CLARKE, F.R.S. Second Edition. 8vo. Price \$2.00

**COBBOLD, PARASITES.**

A Treatise on the Entozoa of Man and Animals, including some account of the Ectozoa. By T. SPENCER COBBOLD, M.D., F.R.S. With 85 illustrations. 8vo. Price \$5.00

**COLES, THE MOUTH. Third Edition, just ready.**

Deformities of the Mouth, Congenital and Acquired, with Their Mechanical Treatment. By OAKLEY COLES, D.D.S. Third Edition. 83 Wood Engravings and 96 Drawings on Stone. 8vo. Price \$4.50

"Altogether we must heartily congratulate Mr. Coles on this creditable completion of a work which cannot but redound to his credit wherever it is known."—*British Journal of Dental Science.*

"We recommend this book to the study of both surgeons and dentists."—*London Lancet.*

BY SAME AUTHOR.

**A MANUAL OF DENTAL MECHANICS.**

Containing much information of a practical nature, upon the Materials and Appliances used in Mechanical Dentistry. For Practitioners and Students. Second Edition, with 140 Illustrations. 12mo. Price \$2.00

**THE DENTAL STUDENT'S NOTE-BOOK.**

A new Edition. 16mo. Price \$1.00

**CORMACK, CLINICAL STUDIES.**

Illustrated by Cases Observed in Hospital and Private Practice. By Sir JOHN ROSE CORMACK, M.D., K.B., etc. Illustrated. 2 vols. 1,127 pp. Price \$3.00

**COURTY, THE UTERUS, OVARIES, ETC.**

A Practical Treatise on Diseases of the Uterus, Ovaries, and Fallopian Tubes. By Prof. A. COURTY, of Montpellier, France. Translated from the Third Edition by his pupil and assistant, AGNES MCLAREN, M.D., M.K.Q.C.P.I. With a Preface by J. MATTHEWS DUNCAN, M.D., LL.D., F.R.S., Obstetric Physician to Saint Bartholomew's Hospital, London. With 431 Illustrations. One Vol., 8vo. Price, in Handsome Cloth, \$6.00; Full Sheep, Raised Bands, \$7.00

**OUTLINE OF CONTENTS.**

INTRODUCTION.—On the Anatomy, Physiology, and Teratology of the Organs of Generation. PART I.—GENERAL SURVEY OF UTERINE DISEASES. Diagnosis of Uterine Diseases in General; Treatment of Uterine Diseases in General; General Characteristics of Uterine Diseases. PART II.—UTERINE DISEASES IN DETAIL. Functional Disorders; Changes of Position; Morbid States without Neoplasm; Organic Alterations; Diseases of the Uterine Appendages; Pelvic Hemorrhages and Peri-uterine Hæmatocle; Cyst of the Ovary and Genito-pelvic Tumor; Sterility, etc., etc. INDEX.

"Courty's work has, since its first publication, been recognized everywhere. In France, its position is attested by the sale of two editions, numbering, I am told, ten thousand copies, and by the appearance of another, the third edition. I recommend to the careful study of my professional brethren a book which has already been crowned by the Institute of France."—*J. Matthews Duncan.*

**CURLING, ON THE TESTIS.**

A Practical Treatise on the Diseases of the Testis, Spermatic Cord, and Scrotum. By T. B. CURLING, M.D., F.R.S. Fourth Edition, Enlarged and Illustrated. 8vo. Price \$5.50

"We believe this work to be the most trustworthy that can be consulted in this Department of Surgery, . . . his pages abound with valuable suggestions and cautions that mark his intimate knowledge of the subject."—*London Practitioner.*

**COOPER'S SURGICAL DICTIONARY.**

A Dictionary of Practical Surgery and Encyclopædia of Surgical Science. By SAMUEL COOPER. New Edition, brought down to the present time. By SAMUEL A. LANE, F.R.C.S., assisted by various eminent Surgeons. In two vols. Price \$12.00

**COTTLE, ON THE HAIR.**

The Hair in Health and Disease. By E. W. COTTLE, M.D. Partly from the notes of the late GEORGE NAYLER. 18mo. Price .75

**CORFIELD, DWELLING HOUSES.**

The Sanitary Construction and Arrangement of Dwelling Houses. By W. H. CORFIELD, M.A., M.D. Enlarged Edition, with Plans and Illustrations. 12mo. Price \$1.25

**COULSON, THE BLADDER. Sixth Edition.**

Diseases of the Bladder and Prostate Gland. By WALTER J. COULSON, F.R.C.S. Sixth Edition. Revised and Enlarged, with 22 Engravings. 8vo. Price \$6.40

**CRIPPS, THE RECTUM.**

Cancer of the Rectum. Its Pathology, Diagnosis and Treatment. By W. HARRISON CRIPPS, F.R.C.S. Illustrated by Plates. 8vo. Price \$2.40

**DAY ON CHILDREN. Second Edition. Just Ready.**

The Diseases of Children. A Practical and Systematic Treatise for Practitioners and Students. By WM. H. DAY, M.D. Second Edition. Rewritten and very much Enlarged. 8vo. 752 pp. Price, Cloth, \$5.00; Sheep, \$6.00

"Believing the work well adapted to meet the wants of the Student as well as the Practitioner, I will recommend it to the classes of Rush Medical College."—*DeLeskie Miller, M.D., Chicago.*

"On the whole, we must confess we are pleased with this book and can heartily recommend it—a recommendation which it does not appear to need, as it has already reached its second edition."—*American Journal of Medical Science.*

"Dr. Day brings to his task a large experience, and evidences a very thorough knowledge of the literature, native and foreign, pertaining to this special branch of medicine. The book has been written with great care, and the author is a good writer. The publisher's part of the task has also been excellently performed."—*Boston Medical and Surgical Journal.*

**DAY ON HEADACHES.**

The Nature, Causes, and Treatment of Headaches. Third Edition. Illustrated. By WM. HENRY DAY, M.D. Price \$1.25

SUMMARY OF CONTENTS.—Headache from Cerebral Anaemia, Cerebral Hyperæmia, Sympathetic, Congestive, Dyspeptic or Biliary Headaches, Headache from Plethora, from Exhaustion, from Change in Cerebral Tissue, from Affections of the Periosteum, Nervous and Nervo-Hyperæmic Headache, Toxæmic, Rheumatic, Arthritic or Gouty Headache, Neuralgic Headache, and Headaches of Childhood, Early and Advanced Life.

"Well worth reading. The remarks on treatment are very sensible."—*Boston Medical and Surg. Journal.*

**DALBY, ON THE EAR.**

The Diseases and Injuries of the Ear. By W. B. DALBY, M.D., Surgeon and Lecturer on Aural Surgery, St. George's Hospital. With Illustrations. 12mo. Price \$1.50

"A safe and readable introduction to aural surgery."—*Medical Press and Circular.*

"Dr. Dalby has presented us with a very readable little book, which is destined to render much service in the saving of ears."—*N. Y. Medical Journal.*

"The lectures occupy 226 pages, are clearly and consisely written, contain a number of good illustrations, and are well worth the careful study of both student and practitioner. To aurists the work will be most welcome and valuable."—*Specialist.*

**DILLINGBERGER, WOMEN AND CHILDREN'S DISEASES.**

A Hand-Book of the Treatment of the Diseases Peculiar to Women and Children. By Dr. EMIL DILLINGBERGER. 12mo. Price \$1.50

"It is a *magnum in parvo*. The style is simple, clear, lucid, and free from theoretical discussion. No one will regret the small outlay for this volume."—*Richmond and Louisville Medical Journal.*

**DUNGLISON, THE PHYSICIAN'S REFERENCE BOOK.**

The Practitioner's Reference Book, containing Therapeutical and Practical Hints, Dietetic Rules, and General Information. By RICHARD J. DUNGLISON, M.D. Third Edition. 8vo. Price \$3.50

"We can heartily commend this book as one that must prove very useful to the general practitioner."—*The Medical Record.*

"The demand for a second edition so soon after the publication of the first volume shows that this work is appreciated by the profession."—*Canada Lancet.*

**DURKEE, VENEREAL DISEASES. Sixth Edition.**

Gonorrhœa and Syphilis. By SILAS DURKEE, M.D. Sixth Edition. Revised and Enlarged, with Portrait and Eight Colored Illustrations. 8vo. Price \$3.50

"We may, finally, recommend Dr. Durkee's book as eminently practical, well written, full of excellent counsel, and worthy of being consulted by every member of the profession. A late number of the *London Medical Times and Gazette* also speaks of the book in terms of the highest approval."—*Boston Medical and Surgical Journal.*

**DAGUENET, OPHTHALMOSCOPY.**

A Manual of Ophthalmoscopy, for the Use of Students. By Dr. DAGUENET. Translated from the French, by Dr. C. S. JEAFFRESON, F.R.C.S.E. Illustrated. 12mo. Price \$1.50

"Its portable size, the condensed nature of its text, and the admirably systematic arrangement of its contents, render it extremely useful as a pocket manual for Students.—*Translator's Preface.*

**DOBELL, WINTER COUGH AND CATARRH.**

On Winter Cough, Catarrh, Bronchitis, Emphysema, Asthma, etc. By HORACE DOBELL, M.D., Lecturer at the Royal Hospital for Diseases of the Chest, Third Edition. With Colored Plates. 8vo. Price \$3.50

BY SAME AUTHOR.

**ON LOSS OF WEIGHT. Revised Edition.**

Blood Spitting and Lung Disease. Colored Frontispiece of Lung. Tabular Map, etc. Second Edition Enlarged. 8vo. Price \$4.00

**DOMVILLE, ON NURSING.**

A Manual for Hospital Nurses and others engaged in attending to the sick. 4th Edition. With Recipes for Sick Room Cookery, etc. Price .75

**DRUITT'S MODERN SURGERY. Eleventh Edition.**

The Surgeon's Vade Mecum; a Manual of Modern Surgery. By ROBERT DRUITT, F.R.C.S. Eleventh Enlarged Edition, with 369 Illustrations. 864 pp. 1878. Price \$5.00

This is a most complete, accurate, and trustworthy Hand, or Text-Book of Surgery. Unrivalled as a book for the Student. Fully illustrated, and brought up to the present state of the science. In use in many Medical Colleges.

**DULLES, ACCIDENTS.**

What to do First, in Accidents and Poisoning. By C. W. DULLES, M.D. Illustrated. 16mo. Price .50

"Its usefulness entitles it to a wide and permanent circulation."—*Boston Gazette.*

"A complete guide for sudden emergencies.—*Philadelphia Ledger.*

"So plain and sensible that it ought to be introduced into every female seminary.—*Evening Chronicle, Pittsburgh.*

**EDWARDS, BRIGHT'S DISEASE. New Edition.**

How a Person Affected with Bright's Disease Ought to Live. By JOS. F. EDWARDS, M.D. Second Edition. 12mo. Price .75

BY SAME AUTHOR.

**DYSPEPSIA. Just Ready.**

How to Avoid It. 12mo. .75

CONTENTS.—CHAP. I.—Food. II. Digestion. III. How to Cook Food. IV. How and What We Ought to Eat.

**CONSTIPATION. New Edition.**

Plainly Treated and Relieved Without the Use of Drugs. Second Edition. 12mo. Price .75

**MALARIA.**

Malaria: What It Means; How to Escape It; Its Symptoms; When and Where to Look for It. 12mo. Price .75

**VACCINATION AND SMALL-POX.**

Showing the Reasons in favor of Vaccination, and the Fallacy of the Arguments Advanced against it, with Hints on the Management and Care of Small-Pox patients. 16mo. Price .50

These are invaluable little treatises upon subjects that enter painfully into the life experiences of a large majority of the human family. Dr. Edwards shows not only how they may be avoided, but in plain and simple language he tells those already afflicted with them how they may find relief.

**EKIN, WATER ANALYSIS.**

Potable Water. How to Form a Judgment on the Suitableness of Water for Drinking Purposes. By CHARLES EKIN. Second Edition. 12mo. Price .75

**ELLIS, DISEASES OF CHILDREN.**

A Practical Manual of the Diseases of Children, with a Formulary. By EDWARD ELLIS, M.D. Late Physician to the Victoria Hospital for Children, London. Fourth Edition Enlarged. Now Ready. Price \$3.00

BY SAME AUTHOR.

**WHAT EVERY MOTHER SHOULD KNOW.**

12mo.

Price .75

"It is only too true that our children have to dodge through the early part of life as through a labyrinth. We must be thankful to meet with such a sensible guide for them as Dr. Ellis."—*Pall Mall Gazette*.

**FENNER, ON VISION.**

Vision; Its Optical Defects, the Adaptation of Spectacles, Defects of Accommodation, etc. By C. S. FENNER, M.D. With Test Types and 74 Illustrations. Second Edition, Revised and Enlarged. 8vo. Price \$3.50

**FENWICK, THE PRACTICE OF MEDICINE.**

Outlines of the Practice of Medicine. With Appropriate Formulæ and Illustrations. By SAMUEL FENWICK, M.D., Physician to the London Hospital. 12mo. Price \$1.25

"This little work displays a sound judgment in the arrangement of its subject matter, and an intimate acquaintance with the practice of medicine possessed by but few writers, and should have been elaborated into a more comprehensive work. Of all the hand-books we have seen, this is certainly one of the best."—*Medical Herald*.

"It is an eminently practical little treatise, pervaded with much common sense, and will doubtless be found useful, particularly by advanced students."—*Boston Medical and Surgical Journal*.

BY SAME AUTHOR.

**ON THE STOMACH.**

The Morbid State of the Stomach and Duodenum, and Their Relations to Diseases of Other Organs. With 10 Plates. 8vo. Price \$4.25

Atrophy of the Stomach and Its Effect on the Nervous Affections of the Digestive Organs. 8vo. Price \$3.20

**FOTHERGILL, ON THE HEART. Second Edition.**

The Heart and Its Diseases. With Their Treatment. Including the Gouty Heart. By J. MILNER FOTHERGILL, M.D., Associate Fellow of the College of Physicians of Philadelphia. Second Edition, Entirely Re-written. Octavo. Price \$3.50

"It is the best, as well as the most recent work on the subject in the English language."—*Medical Press and Circular*.

"The most interesting chapter is undoubtedly that on the gouty heart, a subject which Dr. Fothergill has specially studied, and on which he entertains views such as are likely, we think, to be generally accepted by clinical physicians, although they have not before been stated, so far as we are aware, with the same breadth of view and extended illustration."—*British Medical Journal*.

"To many an earnest student it will prove a light in darkness; to many a practitioner cast down with a sense of his powerlessness to cope with the rout and demoralization of Nature's forces, a present help in time of trouble."—*Philadelphia Medical Times*.

"The work throughout is a masterpiece of graphic, lucid writing, full of good, sound teaching, which will be appreciated alike by the practitioner and the student."—*Students' Journal*.

**FULTON, ON PHYSIOLOGY.**

A Text-Book of Physiology. By J. FULTON, M.D., Professor at Trinity Medical College, Toronto. Second Edition, Illustrated and Revised. 8vo. Price \$4.00

**FLOWER, DIAGRAMS OF THE NERVES.**

Diagrams of the Nerves of the Human Body. Exhibiting their Origin, Divisions, and Connections, with their Distribution to the various Regions of the Cutaneous Surface, and to all the Muscles. By WILLIAM H. FLOWER, F.R.C.S., F.R.S., Hunterian Professor of Comparative Anatomy, and Conservator of the Museum of the Royal College of Surgeons. Third Edition, thoroughly revised. With six Large Folio Maps, or Diagrams. Royal Quarto. Price \$3.50

"Admirably arranged, and will be of incalculable aid to the student of anatomy. Each of the large and beautiful plates is accompanied with explanatory text."—*N. Y. Medical Record*.

"The nerves and ganglia are clearly represented. The impressions are well made, and no doubt the diagrams will prove useful."—*Medical and Surgical Reporter*.

**FLAGG, PLASTIC FILLING.**

Plastics and Plastic Filling; As Pertaining to the Filling of all Cavities of Decay in Teeth below Medium in Structure, and to Difficult and Inaccessible Cavities in Teeth of all Grades of Structure. With some beautifully executed Illustrations. By J. FOSTER FLAGG, D.D.S., Professor of Dental Pathology and Therapeutics in Philadelphia Dental College. Octavo. Price \$3.00

CONTENTS.—Introductory. Article 1. Plastic Filling. 2. Amalgam. 3. Amalgam continued. 4. Amalgam continued. 5. Attributes of Metals used for Amalgam Alloys. 6. The Making of Amalgam Alloys. 7. Tests for Amalgam. 8. Preparation of Cavities. 9. The Making of Amalgam. 10. Instrument for the Insertion of Amalgam Fillings. 11. The Insertion of Amalgam Fillings. 12. General Considerations Pertaining to Amalgam. 13. Gutta-percha. 14. Oxy-chloride of Zinc. 15. Oxy-sulphate of Zinc. 16. Zinc Phosphate. 17. Temporary Stopping. 18. Technicalities. Conclusion.

**FOSTER, CLINICAL MEDICINE.**

Lectures and Essays on Clinical Medicine. By BALTHAZAR FOSTER, M.D. Illustrated. 8vo. Price \$3.00

"No one can peruse the thoughtful comments of our author upon every subject he considers, without feeling himself a wiser man for his pains."—*N. Y. Medical Journal*.

"It is the record of honest work, such as Dr. Foster may be proud of; we can recommend it to the profession; it may be read with profit and advantage by both practitioner and student."—*Edinburgh Medical Journal*.

**FOX, ATLAS OF SKIN DISEASES.**

Complete in Eighteen Parts, each containing Four Chromo-Lithographic Plates, with Descriptive Text and Notes upon Treatment. In all 72 large colored Plates. By TILBURY FOX, M.D., F.R.C.P., Physician to the Department for Skin Diseases in University College Hospital. Folio Size.

Price \$1.00 each, or complete, bound in cloth, \$20.00

No Atlas of Skin Diseases has been issued in this country for many years, and no complete work of the kind is now procurable by the Profession. This one, brought out under the editorial supervision and care of Dr. Tilbury Fox (the most distinguished writer on Cutaneous Medicine now in the English language), is partly based upon the classical work of Willan and Bateman (now entirely out of print), but completely remodeled, so as to represent fully the Dermatology of the present day.

"Preference will be given to this work over Hebra; not simply, however, because it is a home production, but by reason of the manner of its execution, the excellent delineation of disease, and the natural coloring of the plates.

The letter-press is entirely new. In the accuracy of the latter the subscriber may have the fullest confidence, since it is from the pen of Dr. Tilbury Fox."—*British and Foreign Medico-Chirurgical Review*.

**FRANKLAND, WATER ANALYSIS.**

Water Analysis, For Sanitary Purposes, with Hints for the Interpretation of Results. By E. FRANKLAND, M.D., F.R.S. Illustrated. 12mo. Price \$1.00

"The author's world-wide reputation will commend this manual to all sanitarians, and they will not be disappointed in finding all the essentials of the important subject of which it treats."—*The Sanitarian*.

"The work is one which physicians practicing in the country and in villages and towns remote from medical centres cannot afford to be without."—*Medical and Surgical Reporter*.

BY SAME AUTHOR.

**CHEMISTRY.**

How to Teach Chemistry; being Six Lectures to Science Teachers. Edited by G. GEORGE CHALONER, F.C.S. Illustrated. 12mo. Price \$1.25

**FOX, WATER, AIR AND FOOD.**

Sanitary Examinations of Water, Air and Food. By CORNELIUS B. FOX, M.D. 94 Engravings. 8vo. Price \$4.00

**GALLABIN, DISEASES OF WOMEN.**

The Student's Guide to the Diseases of Women. By A. LEWIS GALLABIN, M.A., M.D., F.R.C.P. Illustrated with 63 Engravings. 12mo. Price \$1.25

"Among all the various works on diseases of women with which we are acquainted, there is none which so nearly approaches the perfection of what a student's text-book should be. . . . The work is well illustrated."—*Students' Journal*.

"Though the book is a small one and the subject extensive, yet so admirable is the style of the writer, and so careful his selection of words, that each disease is thoroughly treated of."—*Philadelphia Medical Times*.

"Its style is clear, elegant, and concise. It contains a great amount of information; indeed, we do not think the student or practitioner will find any book which will convey to him in so small a compass so much accurate knowledge about the pathology and diagnosis of the diseases peculiar to women."—*Medical Times and Gazette*.

**GROSS, BIOGRAPHY OF JOHN HUNTER.**

John Hunter and His Pupils. By S. D. GROSS, M.D., Professor of Surgery in Jefferson Medical College, Philadelphia. With a beautifully executed full length Portrait of the Author in his Study. A Handsome Octavo volume. Bound in Beveled Cloth. Price \$1.50

"It is refreshing to read the story of a life so fully devoted to science, and the reader will readily appreciate Professor Gross's enthusiasm for his subject, which led him to extend what was originally intended for an essay to its present size.

"The prototype of Sharp's well-known engraving of Sir Joshua Reynold's portrait is an excellent reproduction, and forms a fitting and handsome frontispiece.

"The volume will prove an ornament to the study table, where it will be a constant incentive to whatever is best and noblest in a noble profession."—*Boston Med. and Surgical Journal*.

BY SAME AUTHOR.

**AMERICAN MEDICAL MEN.**

American Medical Biography of the Nineteenth Century, with portrait of Dr. Benjamin Rush. Large 8vo.

**GANT, A SYSTEM OF SURGERY. Enlarged Edition.**

The Science and Practice of Surgery, including Special Chapters by different Authors. By FREDERICK JAMES GANT, F.R.C.S., Senior Surgeon to the Royal Free Hospital. Second Edition, rewritten and much enlarged throughout. Illustrated by 969 wood engravings. In two Octavo volumes.

Price, Cloth \$11.00; Leather \$13.00

"After the most patient analysis our limited time has permitted, we feel compelled to say that this book is a valuable and comprehensive addition to the surgical literature of the profession and a monument to the careful, conscientious and painstaking industry of the author."—*Cincinnati Lancet and Observer*.

"This new and magnificent work on surgery supplies all that can be required, whether for the most complete study or for constant reference in practice."—*London Medical Press and Circular*.

"The reader has the advantage of mature experience in treating of special subjects, that are either omitted or very lightly referred to in ordinary works on surgery."—*London Lancet*.

BY SAME AUTHOR.

**ON THE BLADDER AND PROSTATE.**

Diseases of the Bladder and Prostate Gland and Urethra, including a Practical View of Urinary Diseases, Deposits and Calculi. Fourth Edition, Revised and Enlarged, with New Illustrations. 12mo. Price \$3.00

**GIBBES, STUDENT'S PATHOLOGY.**

Practical Histology and Pathology. By HENEAGE GIBBES, M.B. 12mo. Cloth. Price \$1.00

CHAP. I. Introduction. 2. On Preparing Tissues for Examination. 3. On Cutting Sections. 4. On Staining. 5. On Double Staining. 6. On Mounting. 7. Method of Obtaining Animal Tissues, etc. Practical Histology, Pathology, Memoranda and Formulæ.

"This excellent little work is admirably adapted to fulfill the purpose for which it has been written. It is short, clear, and eminently practical. The author is evidently an accomplished histologist, and his book conveys the impression that it is based upon his own personal experience."—*The London Medical Record*.

**GODLEE'S ATLAS OF HUMAN ANATOMY.**

Illustrating most of the Ordinary Dissections and many not usually practiced by the Student. Accompanied by References and an Explanatory Text. Complete. Folio Size. 48 Colored Plates. By RICKMAN JOHN GODLEE, M.D., F.R.C.S. Forming a large Folio Volume, with References, and an Octavo Volume of Letter-press.

Price of the two Volumes, Atlas and Letter-press, Cloth, \$20.00

"It is likely to prove as useful to the physician and surgeon as to the anatomist."—*Medical Times and Gazette*.

"The explanatory text is concise, well written, and contains many valuable suggestions for the surgeon."—*London Lancet*.

**GOWERS, SPINAL CORD.**

Diagnosis of Diseases of the Spinal Cord. With Colored Plates and Engravings. A Second Edition, Revised and Enlarged. By WILLIAM R. GOWERS, M.D., Assistant Professor Clinical Medicine, University College, London. 8vo. Second Edition. Price \$1.50

BY SAME AUTHOR.

**OPHTHALMOSCOPY.**

A Manual and Atlas of Medical Ophthalmoscopy. With 16 Colored Auto-type and Lithographic Plates and 26 Wood Cuts, comprising 112 Original Illustrations of the Changes in the Eye in Diseases of the Brain, Kidneys, etc. 8vo. Price \$6.00

**EPILEPSY AND ITS TREATMENT.**

Epilepsy and other Chronic Convulsive Diseases: Their Causes, Symptoms, and Treatment. Octavo. *Just Ready*. Price, Cloth, \$4.00

**NERVOUS DISEASES.**

A Manual of Diseases of the Nervous System, for Practitioners and Students. *In Press*.

"Dr. Gowers, while profoundly conversant with the literature of his subject, has not allowed himself to be influenced to an undue extent by the writings of others, but while fairly stating their views, where this is necessary, he at the same time brings to bear upon them the experience derived from his own extensive observations, and when, consequently, they receive confirmation or not at his hands, they are all the more valuable as being the outcome of the most searching and unbiased criticism. It would be impossible, within the limits of a short review, to convey an adequate idea of the extent of Dr. Gowers' work."—*Edinburgh Medical Journal*.

**GREENHOW, BRONCHITIS.**

On Chronic Bronchitis, especially as connected with Gout, Emphysema, and Diseases of the Heart. By E. HEADLAM GREENHOW, M.D. 12mo. Price \$1.50

BY SAME AUTHOR.

**ADDISON'S DISEASE.**

Being the Croonian Lectures, delivered before the Royal College of Physicians, London. Revised and Illustrated by Plates and Reports of Cases. 8vo. Price \$3.00

"The book forms a most interesting and valuable monograph, comprehensive and exhaustive."—*British Medical Journal*.

**GLISAN, TEXT-BOOK OF MODERN MIDWIFERY.**

A Text-Book of Modern Midwifery. By RODNEY GLISAN, M.D., Emeritus Professor of Midwifery and Diseases of Women and Children in the Medical Department of Willamette University, Portland, Oregon, and Late President of the Oregon State Medical Society. With 129 Illustrations. One Volume, octavo, 624 pp. Price, in Cloth \$4.00; in Leather \$5.00

**GILL, ON INDIGESTION. Third Edition.**

Indigestion; What It Is; What It Leads To; and a New Method of Treating It. By JOHN BEADNELL GILL, M.D. Third Edition. 12mo.

**HABERSHON, ON THE STOMACH.**

On Diseases of the Stomach—The Varieties of Dyspepsia—Their Diagnosis and Treatment. By S. O. HABERSHON, M.D., F.R.C.P., Senior Physician to, and Late Lecturer on, the Principles and Practice of Medicine at Guy's Hospital. Third Edition, Revised. Crown 8vo. Price \$1.25

"As an expression of the results of long personal experience in both hospital and private practice, conveyed in agreeable though not always perspicuous diction, this contribution of Dr. Habershon's has special value of its own, and is so far entitled to the favorable consideration of the practitioner, as is already testified by a demand for a third edition."—*American Journal of Medical Sciences*.

**HALE, ON CHILDREN.**

The Management of Children in Health and Disease. A Book for Mothers. By MRS. AMIE M. HALE, M.D. Abounding in valuable information and common sense advice. New Enlarged Edition. 12mo. Price .75

"We shall use our influence in the introduction of this work to families under our care, and we urge the profession generally to follow our example."—*Buffalo Medical and Surgical Journal*.

**HUGHES, QUIZ-BOOK OF PRACTICE.**

A Compend of the Practice of Medicine, as used in the Quiz-Rooms and Examinations in the principal Medical Colleges. By DANIEL E. HUGHES, M.D., Demonstrator of Clinical Medicine at Jefferson Medical College, Philadelphia. In two parts. Quiz-Compend Series Nos. 2 and 3. 12mo. Cloth. Price, each, \$1.00

**HARDWICKE, MEDICAL EDUCATION.**

Medical Education and Practice in All Parts of the World. Containing Regulations for Graduation at the Various Universities throughout the World. By HERBERT JUNIUS HARDWICKE, M.D., M.R.C.P. 8vo. Price \$3.00

"Dr. Hardwicke's book will prove a valuable source of information to those who may desire to know the conditions upon which medical practice is or may be pursued in any or every country of the world, even to the remotest corners of the earth. The work has been compiled with great care, and must have required a vast amount of labor and perseverance on the part of its author."—*Dublin Medical Journal*.

**HARLEY, ON THE LIVER. Illustrated.**

On Diseases of the Liver, with or without Jaundice. Diagnosis and Treatment. By GEORGE HARLEY, M.D. Author of the Urine and Its Derangements. With Colored Plates and Numerous Illustrations. Royal Octavo. Price, Cloth, \$5.00; Leather, \$6.00.

**HAYDEN, ON THE HEART.**

The Diseases of the Heart and Aorta. By THOMAS HAYDEN, M.D. With 81 Illustrations. 2 vols. 1232 pp. 8vo. Price \$6.00

"The author evidently has had a very wide and well used experience in that of which he writes; is well versed in modern physiology and pathology, and holds a fluent pen, consequently the book is an excellent one, and as the teachings of the text are abundantly illustrated by the reports of one hundred and fifty cases, Dr. Hayden's effort will probably attain the popularity it deserves."—*Philadelphia Medical Times*.

"There is not an unnecessary page in Dr. Hayden's work."—*N. Y. Medical Record*.

**HOLDEN, HUMAN OSTEOLOGY. Sixth Edition.**

Comprising a Description of the Bones, with Colored Delineations of the Attachments of the Muscles. The General and Microscopical Structure of Bone and its Development. By the Author and A. DORAN, F.R.C.S., with Lithographic Plates, etc. By LUTHER HOLDEN, F.R.C.S. Numerous Illustrations. Sixth Edition, carefully Revised. Price \$6.00

BY SAME AUTHOR.

**ANATOMY.**

Manual of Dissections of the Human Body. Fourth London Edition. With 170 Illustrations. Price \$5.50

**LANDMARKS.**

Landmarks, Medical and Surgical. Third London Edition. Revised and Enlarged. Price \$1.00

"Mr. Holden is the happy possessor of the faculty of writing interesting works on Anatomy. A part of the charm consists in the frequent references to practical points, and in the explanation of the advantages and objects of details of structures."—*Boston Medical and Surgical Journal*.

**HEATH'S OPERATIVE SURGERY.**

A Course of Operative Surgery, consisting of a Series of Plates, each plate containing Numerous Figures, Drawn from Nature by the Celebrated Anatomical Artist, M. Léveillé, of Paris, Engraved on Steel and Colored by Hand, under his immediate superintendence, with Descriptive Text of Each Operation. By CHRISTOPHER HEATH, F.R.C.S., Surgeon to University College Hospital, and Holme Professor of Clinical Surgery in University College, London. One Large Quarto Volume. Price \$14.00

The author has embodied in this work the experience gained by him during twenty years of surgical teaching. It comprises all the operations that are required in ordinary surgical practice. He has selected for illustration and description those methods which appear to give the best results in practice, referring to the errors likely to occur and the best methods of avoiding them.

BY SAME AUTHOR.

**THE STUDENT'S GUIDE TO SURGICAL DIAGNOSIS.**

12mo.

Price \$1.25

"Mr. Heath is so well known, both as a practical surgeon, teacher and writer, that anything from his pen requires no introduction from the hands of reviewers, and scarcely any notice but the announcement of the fact that he has written a book."—*Medical Record*.

**A MANUAL OF MINOR SURGERY AND BANDAGING.**

Sixth Edition, Revised and Enlarged. With 115 Illustrations. 12mo.

Price \$2.00

"This excellent work should not be termed a 'Minor' Surgery, but it really consists of the sum and substance of Practical surgery. We would not exchange it for any book in our possession."—*Southern Clinic*.

**HEATH'S PRACTICAL ANATOMY. Fifth London Edition.**

Practical Anatomy. A Manual of Dissections. Fifth London Edition. 24 Colored Plates, and nearly 300 other Illustrations. Just Ready. Price \$5.00

**INJURIES AND DISEASES OF THE JAWS.**

The Jacksonian Prize Essay of the Royal College of Surgeons of England, 1867. Second Edition, Revised, with over 150 Illustrations. Octavo.

Price \$4.25

**HOOD, ON GOUT AND RHEUMATISM.**

A Treatise on Gout, Rheumatism, and the Allied Affections. Their Treatment, Complications, and Prevention. By PETER HOOD, M.D. Second Edition, Revised and Enlarged. With some Considerations on Longevity. Octavo.

Price \$3.50

"The Observations on Treatment are specially to be commended."—*London Lancet*.

**HOLDEN, THE SPHYGMOGRAPH.**

The Sphygmograph. Its Physiological and Pathological Indications. By EDGAR HOLDEN, M.D. Illustrated by Three Hundred Engravings on Wood. 8vo. Price \$2.00

**HOLMES, THE LARYNGOSCOPE.**

A Guide to the Use of the Laryngoscope in General Practice. By GORDON HOLMES, M.D., Physician to the Throat and Ear Infirmary. 12mo. Price \$1.00

BY SAME AUTHOR.

**VOCAL PHYSIOLOGY.**

Vocal Physiology and Hygiene. With reference to the Cultivation and Preservation of the Voice. Illustrated. 12mo. Price \$2.00

**HOFF, ON HÆMATURIA.**

Hæmaturia as a Symptom of the Diseases of the Genito-Urinary Organs. By O. HOFF, M.D. Illustrated. 12mo. Price .75

**HUNTER, MECHANICAL DENTISTRY.**

A Practical Treatise on the Construction of the Various kinds of Artificial Dentures, with Formulæ, Receipts, etc. By CHARLES HUNTER, D.D.S. 100 Illustrations. 12mo. Price \$2.25

"It is the outcome of his own experience of some twenty years as a Mechanical Dentist, and contains, moreover, much derived from practical knowledge of other dentists. The value of the book is also much added to by illustrations. It will be very useful to the Dental Student, and to all Mechanical Dentists."—*London Medical Times and Gazette*.

**HUTCHINSON'S ILLUSTRATIONS OF CLINICAL SURGERY. First Volume Complete.**

Consisting of Plates, Photographs, Woodcuts, Diagrams, etc. Illustrating Surgical Diseases, Symptoms, and Accidents; also Operations and other Methods of Treatment. With Descriptive Letter-press. By JONATHAN HUTCHINSON, F.R.C.S., Senior Surgeon to the London Hospital, Surgeon to the Moorfields Ophthalmic Hospital, and to the Hospital for Diseases of the Skin, Blackfriars. In Quarterly Fasciculi. Imperial 4to. Volume 1. (Ten Fasciculi) bound complete in itself. Price \$25.00. Parts Eleven, Twelve, Thirteen, and Fourteen of Volume 2, Now Ready. Each \$2.50

**HEWITT, DISEASES OF WOMEN. Fourth Edition.**

The Diagnosis, Pathology, and Treatment of Diseases of Women, Including the Diagnosis of Pregnancy. Founded on a Course of Lectures Delivered at St. Mary's Hospital Medical School. By GRAILY HEWITT, M.D., Lond., M.R.C.P., Physician to the British Lying-in Hospital; Lecturer on Midwifery and Diseases of Women and Children at St. Mary's Hospital Medical School; Honorary Secretary to the Obstetrical Society of London, etc. The Fourth American Edition. Revised and Enlarged, with New Illustrations. Octavo.

Price, Paper, \$1.50; Cloth, \$2.50

"Readers of the former editions will not require to be told that the additions now made are of the highest possible excellence."—*Times and Gazette*.

"It is one of the most useful, practical, and comprehensive works upon the subject in the English language, a true guide to the student, and an invaluable means of reference for the teacher."—*N. Y. Medical Record*.

"The excellent work of Dr. Hewitt presents—in a form well adapted to conduct the student to a knowledge of the Diseases of Women, and to assist the young practitioner in his study of these diseases at the bedside of the patient—a very full and clear exposition of the views entertained by the most authoritative teachers as to their pathological treatment and their correct Diagnosis."—*Amer. Med. Journal*.

**HAY, SARCOMATOUS TUMOR.**

History of a Case of Recurring Sarcomatous Tumor of the Orbit in a Child. By THOMAS HAY, M.D. Illustrated. Paper. Price .50

**HEWSON, EARTH IN SURGERY.**

Earth as a Topical Application in Surgery, Being a Full Exposition of its Use in Cases Requiring Topical Applications. By ADDINELL HEWSON, M.D. Illustrated. 8vo. Price \$2.50

**HODGE, ON ABORTION.**

On Fœticide or Criminal Abortion. By HUGH L. HODGE, M.D.

Price, Paper, .30; Cloth, .50

**HODGE, CASE-BOOK.**

Note-Book for Cases of Ovarian Tumors. By H. LENNOX HODGE, M.D. With Diagrams. Price, Paper, .50

**HIGGINS, DISEASES OF THE EYE. Now Ready.**

A Hand-Book of Ophthalmic Practice. By CHARLES HIGGINS, F.R.C.S. Ophthalmic Assistant Surgeon at Guy's Hospital. Second Edition. 16mo. Price .50

CONTENTS.—SECTION I. Discharge from the Eyes. II. Intolerance of Light. III. Iritis and Glaucoma. IV. Diseases of the Eyelids. V. Watering of the Eye. VI. Acuteness of Vision, Field of Vision, Anomalies of Refraction, Astigmatism, Accommodation, Presbyopia. VII. Disturbance of Vision, Use of the Ophthalmoscope, Normal and Morbid Appearances. VIII. Injuries.

"We have rarely seen so much important information condensed in so short a space."—*American Medical Journal*.

**HARRIS, THE PRACTICE OF DENTISTRY. Tenth Edition.**

The Principles and Practice of Dentistry. Tenth Revised Edition. In great part Rewritten, Rearranged, and with many new and important Illustrations. By CHAPIN A. HARRIS, M.D., D.D.S. Edited by P. H. AUSTEN, M.D., Professor of Dental Science and Mechanism in the Baltimore College of Dental Surgery. With nearly 400 Illustrations. Royal Octavo. Price, Cloth, \$6.50; Leather, \$7.50

This new edition of Dr. Harris' work has been thoroughly revised in all its parts, more so than any previous edition. So great have been the advances in many branches of dentistry that it was found necessary to rewrite the articles or subjects, and this has been done in the most efficient manner by Professor Austen, for many years an associate and friend of Dr. Harris, assisted by Professor Gorgas and Thomas S. Latimer, M.D. The publishers feel assured that it will now be found the most complete text-book for the student, and guide for the practitioner in the English language.

BY SAME AUTHOR.

**MEDICAL AND DENTAL DICTIONARY. Fourth Edition.**

A Dictionary of Medical Terminology, Dental Surgery, and the Collateral Sciences. Fourth Edition, Carefully Revised and Enlarged. By FERDINAND J. S. GORGAS, M.D., D.D.S., Professor of Dental Surgery in the Baltimore College, etc. Royal Octavo. Price, Cloth, \$6.50; Leather, \$7.50

This Dictionary, having passed through *three* editions, and been for some time out of print, has been again carefully revised by F. J. S. Gorgas, M.D., Dr. Harris' successor as Professor of Dental Surgery in the Baltimore College of Dental Surgery. In his preface to this new edition, the editor says:—

"The object of the reviser has been to bring the book thoroughly up to the present requirements of the profession, the *Medical* portion having been as carefully revised and added to as that devoted more especially to *Dental Science*, while a number of obsolete terms and methods have been omitted. In nearly every one of the seven hundred and forty-three pages of the former edition corrections and additions have been made, and many new processes, terms and appliances described, some of which are not found in any other work published."

**HANDY, ANATOMY.**

Text-Book of Anatomy and Guide to Dissections. For the Use of Students. By W. R. HANDY, M.D. 312 Illustrations. Price \$3.00

**HILLIER, DISEASES OF CHILDREN.**

A Clinical Treatise on the Diseases of Children. By THOMAS HILLIER, M.D. 8vo. Price \$2.00

**HUFELAND, LONG LIFE.**

The Art of Prolonging Life. By C. W. HUFELAND. Edited by ERASMUS WILSON, M.D. 12mo. Price \$1.00

"We wish all doctors and all their intelligent clients would read it, for surely its perusal would be attended with pleasure and benefit."—*American Practitioner*.

"It certainly should be in the library of every physician."—*Medical Brief*.

**HUNTER, PORTRAIT OF.**

Portrait of John Hunter. From Sharp's well-known Engraving; a copy of Sir Joshua Reynold's Portrait. For Framing. Large size, 9 x 11; sheet 16 x 20. Price, in the Sheet, sent free by mail, 50 cents; or, Handsomely Framed, Price \$2.00

**HEADLAND, THE ACTION OF MEDICINES. Ninth Edition.**

On the Action of Medicines in the System. By F. W. HEADLAND, M.D.  
Ninth American Edition, Revised and Enlarged. 8vo. Price \$3.00

"It displays in every page the evidence of extensive knowledge and of sound reasoning; it will be useful alike to those who are just commencing their studies, and to those who are engaged in the active pursuits of professional life."—*Medical Times*.

"The very favorable opinion which we were amongst the first to pronounce upon this essay has been fully confirmed by the general voice of the profession, and Dr. Headland may now be congratulated on having produced a treatise which has been weighed in the balance, and found worthy of being ranked with our standard medical works."—*London Lancet*.

**JAMES, SORE THROAT.**

On Sore Throat, Its Nature, Varieties and Treatment, Including its Connection with other Diseases. By PROSSER JAMES, M.R.C.P. Fourth Edition, Revised and Enlarged. With Colored Plates and Numerous Wood-cuts. 12mo. Price \$1.25

"We can confidently recommend his therapeutic teachings as well worthy of the careful consideration of the Profession, for they set forth the practice of an enthusiastic worker, whose special experience has been large and lengthened."—*British Medical Journal*.

"The practitioner who buys Dr. James' unpretending little book will provide himself with a wise and practical clinical commentary, and with a well arranged digest of long and varied experience."—*Westminster Review*.

BY SAME AUTHOR.

**LARYNGOSCOPY AND RHINOSCOPY.**

Including the Diagnosis of Diseases of the Throat and Nose. Third Edition. With Colored Plates. 18mo. Price \$2.00.

"It gives in a succinct form the approved methods of examination and treatment of diseases of the nose, throat, and larynx. The plan pursued is one well adapted to the needs of the general practitioner."—*American Medical Journal*.

**JONES, AURAL ATLAS.**

An Atlas of Diseases of the Membrana Tympani. Being a Series of Colored Plates, containing 62 Figures. With appropriate Letter-press and Explanatory Text. By H. MACNAUGHTON JONES, M.D., Surgeon to the Cork Ophthalmic and Aural Hospital. 4to. Price \$4.00.

"The cases are well selected, the drawings executed from life, highly artistic and very conscientious, and the commentaries indicate familiarity with the subject and good judgment in dealing with it."—*British Medical Journal*.

BY SAME AUTHOR.

**AURAL SURGERY.**

A Practical Hand-book on Aural Surgery. Illustrated. Second Edition, Revised and Enlarged, with new Wood Engravings. 12mo. Cloth. Price \$2.75

**JONES, SIEVEKING AND PAYNE, PATHOLOGICAL ANATOMY.**

A Manual of Pathological Anatomy. By C. HANDFIELD JONES, M.D., and EDWARD H. SIEVEKING, M.D., Physician to St. Mary's Hospital. A New Enlarged Edition. Edited by J. F. PAYNE, M.D., Lecturer on Morbid Anatomy at St. Thomas' Hospital. With Numerous Illustrations. Demi 8vo. Price \$5.50.

**JONES, ON SIGHT AND HEARING.**

The Defects of Sight and Hearing, their Nature, Causes, and Prevention. By T. WHARTON JONES, M.D. Second Edition. 16mo. Price .50.

**KIRBY, ON PHOSPHORUS. Fifth Edition.**

Phosphorus as a Remedy for Functional Diseases of the Nervous System. By E. A. KIRBY, M.D. Fifth Edition. 8vo. Price \$1.00

**KOLLMEYER, KEY TO CHEMISTRY.**

Chemia Coartata, or Key to Modern Chemistry. By A. H. KOLLMEYER, M.D. With Numerous Tables, Tests, etc. Price \$2.25

**KIRKE, PHYSIOLOGY. Revised and Enlarged.**

A Hand-book of Physiology. By KIRKE. Tenth London Edition. By W. MORRANT BAKER, M.D. 420 Illustrations. Now Ready. Price \$5.00

"This is undoubtedly the best work for students on Physiology extant."—*Cincinnati Med. News*.

**KANE, THE OPIUM, MORPHINE AND SIMILAR HABITS.**

Drugs that Enslave. The Opium, Morphine, Chloral, Hashisch and Similar Habits. By H. H. KANE, M.D., of New York. With Illustrations. Price \$1.50.

"It contains a large amount of information collected with much labor and presented in a systematic manner. The subject of the chloral habit has not been investigated by any one, we believe, so thoroughly as by Dr. Kane."—*Medical Record*.

"It deserves to be read by those who feel an interest in discouraging the use of these dangerous drugs. The book is embellished by an excellent phototype frontispiece of Laocoön."—*American Journal of Pharmacy*.

"A work of more than ordinary ability and careful research. . . . For the first time, reliable statistics on the use of chloral are classified and published, . . . and it is shown that the use of chloral causes a more complete and rapid ruin of mind and body than either opium or morphine."—*Druggists' Circular and Gazette*.

**KIDD, THERAPEUTICS.**

The Laws of Therapeutics; or, the Science and Art of Medicine. By JOSEPH KIDD, M.D. 12mo. Cloth. Price \$1.25.

Dr. Joseph Kidd, who, by the way, was Lord Beaconsfield's medical adviser, and an eminent physician of the regular school, briefly but clearly sketches the history of medicine from the earliest period. He shows that the chief mistakes have been made through deference to theory and negligence of the teachings of facts. Thence he passes to an assertion of the value of the homœopathic principle of *similia similibus* in the treatment of many diseases. He is not a follower of Hahnemann, and does not believe in infinitesimal doses, but he claims, and enforces his position by the citation of cases in his own practice, that the homœopathic principle has performed wonders where that of his own school was much less successful.

"Dr. Kidd acknowledges two laws—that of *contraria contrariis* and *similia similibus*; but the cases he gives in his chapter on *ars medica* show that, like a sensible practitioner, he does not allow himself blindly to follow either the one or the other, but seeks out the cause of disease, and tries by rational measures to remove it. The cases are the most valuable part of the book."—*London Practitioner*.

**LEGG, ON THE URINE.**

Practical Guide to the Examination of the Urine, for Practitioner and Student. By J. WICKHAM LEGG, M.D. Fifth Edition, Enlarged. Illustrated. 12mo. Price .75

This little work is intended to supply the Physician or Student with a concise guide to the recognition of the different characteristics of the urine, and though small and well adapted to the pocket, contains, probably, everything that could be gleaned from a larger work.

**LEARED, IMPERFECT DIGESTION.**

The Causes and Treatment of Imperfect Digestion. By ARTHUR LEARED, M.D. The 7th Edition. Revised and Enlarged. 12mo. Price \$2.00

**LIEBREICH, ATLAS OF OPHTHALMOSCOPY.**

An Atlas of Ophthalmoscopy, containing 12 Full-page Chromo-Lithographic Plates, with 59 Figures. By R. LIEBREICH, M.D. Second Edition, Enlarged. Large Quarto. Price \$12.00

**LIVEING, ON SICK HEADACHE.**

Megrim, or Sick Headache and Some Allied Disorders. By EDWARD LIVEING, M.D. With Plates, Tables, etc. 8vo. Price \$5.50

**LEBER AND ROTTENSTEIN, DENTAL CARIES.**

Dental Caries and Its Causes. An Investigation into the Influence of Fungi in the Destruction of the Teeth. By Drs. LEBER and ROTTENSTEIN. Illustrated. 8vo. Price \$1.25

"The work gives the result of patient observation, presents the deductions of its authors with a perspicuity and modesty calculated to secure for its positions a thoughtful consideration. We heartily commend it as an educational work."—*Dental Cosmos*.

**LEWIN, ON SYPHILIS.**

The Treatment of Syphilis. By Dr. GEORGE LEWIN, of Berlin. Translated by CARL PROEGLER, M.D., and E. H. GALE, M.D., Surgeons U. S. Army. Illustrated. 12mo. Price \$1.25

"When such authorities as Dr. Drysdale (as we quoted a few weeks ago) condemn the use of mercury in syphilis as "too dangerous," while, on the other hand, eminent surgeons, such as Professor Gross, will not treat a case without that drug, general practitioners will gladly welcome any *media via* which gives us all the good effects of mercurials without any danger of their ill results appearing. This is what is accomplished by Dr. Lewin."—*Philadelphia Medical and Surgical Reporter*.

**LIZARS, ON TOBACCO.**

The Use and Abuse of Tobacco. By JOHN LIZARS, M.D. 12mo. Price

**LONGLEY, POCKET MEDICAL LEXICON.**

Students' Pocket Medical Dictionary, Giving the Correct Definition and Pronunciation of all Words and Terms in General Use in Medicine and the Collateral Sciences, with an Appendix, containing Poisons and their Antidotes, Abbreviations Used in Prescriptions, and a Metric Scale of Doses. By ELIAS LONGLEY. 24mo. Price, Cloth, \$1.00; Tucks and Pocket \$1.25

This is an entirely new Medical Dictionary, containing some 300 compactly printed 24mo pages, very carefully prepared by the author, who has had much experience in the preparation of similar works, assisted by the Professors of Chemistry and of Botany in one of our leading medical colleges.

"This little book will be welcomed by students in medicine and pharmacy as a convenient pocket companion, giving the pronunciation, acceptation, and definition of medical, pharmaceutical, chemical and botanical terms."—*American Journal of Pharmacy*.

"It would seem to be just the book for dental and medical students."—*Dental Advertiser*.

"It is, we believe, also the only lexicon in existence in which the pronunciation of words is fully and distinctly marked."—*Canada Medical Review*.

"This is a very compact and complete little dictionary. We commend it as particularly useful to students."—*New York Medical Journal*.

**MAYNE, MEDICAL DICTIONARY. Fifth Edition.**

A Medical Vocabulary, Being an Explanation of all Terms and Phrases used in the Various Departments of Medical Science and Practice, Giving their Derivation, Meaning, Application, and Pronunciation. Intended specially as a Book of Reference for the Student. By DRs. R. G. and J. MAYNE. Fifth Edition. Revised and Enlarged. Cloth. Price \$4.00

**MEDICAL REGISTER.**

A Monthly Journal Devoted to the Literature of Medicine and Allied Sciences. Containing Critical Reviews, Book Notices, Miscellaneous News, and complete Bibliographical Lists of all New Books published on Medical and Scientific Subjects. Terms, per Annum, \$1.00

An invaluable Monthly Reference List for Librarians, Professors, Specialists, and all wishing to keep acquainted with the Medical Literature of the day.

**MACDONALD, MICROSCOPICAL EXAMINATION OF WATER.**

A Guide to the Microscopical Examination of Drinking Water. By J. D. MACDONALD, M.D. With Twenty Full-page Lithographic Plates, Reference Tables, etc. 8vo. Price \$2.75

"The volume is an excellent hand-book and will greatly facilitate the study of the subject."—*Popular Science Monthly*.

**MACEWEN, ON OSTEOTOMY.**

An Inquiry into the Ætiology and Pathology of Knock-knee, Bow-leg and other Osseous Deformities of the Lower Limbs. By WM. MACEWEN, M.D. Illustrated. 8vo. Price \$3.00

**MACKENZIE, ON THE THROAT AND NOSE.**

Including the Pharynx, Larynx, Trachea, Œsophagus, Nasal Cavities, and Neck. By MORELL MACKENZIE, M.D., London, Senior Physician to the Hospital for Diseases of the Chest and Throat, Lecturer on Diseases of the Throat at London Hospital Medical College, etc., etc.

VOL. I. Including the Pharynx, Larynx, Trachea, etc. 112 Illustrations, *Now Ready.* Price, Cloth, \$4.00; Leather, \$5.00

VOL. II. Including the Œsophagus, Nasal Cavities, Neck, etc. Illustrated. *In Preparation.*

Author's Edition, issued under his supervision, containing all the original Wood Engravings, and the essay on "Diphtheria, Its Causes, Nature, and Treatment," formerly published separately. Each volume sold separately; purchasers of Volume I. will receive early information of date of issue and price of Volume II., upon sending their address to the publishers.

"We have long felt the want of a thoroughly practical and systematic treatise on diseases of the throat and nasal passages. Admirable essays have from time to time appeared; no standard work has been written. Any one familiar with laryngoscopic work must appreciate the valuable addition now made to this special department in the work before us. The entire work will include the consideration of affections of the pharynx, larynx, trachea, œsophagus, nasal cavities, and neck. The matter now presented complete for the first time is the result of the author's large and unrivaled experience, both in hospital and private practice, extending over a period of twenty years. There can be but one verdict of the profession on this manual—it stands without any competitor in medical literature, as a standard work on the organs it professes to treat of."—*Dublin Journal.*

"It is both practical and learned; abundantly and well illustrated; its descriptions of disease are graphic, and the diagnoses the best we have anywhere seen. To give examples of the thoroughness of Dr. Mackenzie's book, we may cite the chapter on diphtheria, which embraces 47 pages. The chapter on non-malignant tumors of the larynx would appear to be absolutely exhaustive. Nowhere else have we seen so elaborate a statement of the subject. We can predict for this work a high position, and congratulate its distinguished author upon its appearance."—*Philadelphia Medical Times.*

BY SAME AUTHOR.

**THE PHARMACOPŒIA of the Hospital for Diseases of the Throat and Nose.**

The Fourth Edition, much enlarged, containing 250 Formulæ, with Directions for their Preparation and Use. 16mo. Price \$1.25

**GROWTHS IN THE LARYNX.**

Their History, Causes, Symptoms, etc. With Reports and Analysis of one Hundred Cases. With Colored and Other Illustrations. 8vo. Price \$2.00

**MACNAMARA, DISEASES OF THE EYE.**

A Manual of the Diseases of the Eye. By C. MACNAMARA, M.D. Fourth Edition, Carefully Revised; with Additions and Numerous Colored Plates, Diagrams of Eye, Wood-cuts, and Test Types. Demi 8vo. Price \$4.00

"As a book of ready reference on diseases of the eye it has no superior, and we may safely say, no equal in our language."—*Cincinnati Lancet and Observer.*

BY SAME AUTHOR.

**ON THE BONES AND JOINTS.**

Lectures on Diseases of the Bones and Joints. Second Edition. Demi 8vo. Price \$4.25

**MADDEN, HEALTH RESORTS.**

Health Resorts for the Treatment of Chronic Diseases. A Hand-Book, the result of the author's own observations during several years of health travel in many lands, containing also remarks on climatology and the use of mineral waters. By T. M. MADDEN, M.D. 8vo. Price \$2.50

"Rarely have we encountered a book containing so much information for both invalids and pleasure seekers."—*The Sanitarian.*

**MEDICAL REGISTER.**

Directory of Physicians in Philadelphia. Octavo. Cloth, \$1.00

**MARSHALL & SMITH, ON THE URINE.**

The Chemical Analysis of the Urine. By JOHN MARSHALL, M.D., and EDGAR F. SMITH, M.D., of the Chemical Laboratory, Medical Department, University of Pennsylvania. Illustrated by Phototype Plates. 12mo. Price \$1.00

**MARSHALL, ANATOMICAL PLATES;**

Or Physiological Diagrams. Life Size (7 by 4 feet) and Beautifully Colored. By JOHN MARSHALL, F.R.S. An Entirely New Edition, Revised and Improved, Illustrating the Whole Human Body.

The Set, Eleven Maps, in Sheets, Price \$50.00

“ “ handsomely Mounted on Canvas, with Rollers, and Varnished, Price \$80.00

An Explanatory Key to the Diagrams, Price .50

Dr. Marshall's Plates, from their size and perfection of drawing and coloring, excel any diagrams that have been published. They have proved invaluable in Medical Schools and Lecture Rooms. The low price at which they are offered brings them within reach of all.

No. 1. The Skeleton and Ligaments. No. 2. The Muscles, Joints, and Animal Mechanics. No. 3. The Viscera in Position—The Structure of the Lungs. No. 4. The Organs of Circulation. No. 5. The Lymphatics or Absorbents. No. 6. The Digestive Organs. No. 7. The Brain and Nerves. No. 8. The Organs of the Senses and Organs of the Voice, Plate 1. No. 9. The Organs of the Senses, Plate 2. No. 10. The Microscopic Structure of the Textures, Plate 1. No. 11. The Microscopic Structure of the Textures, Plate 2.

**MARSDEN, ON CANCER.**

A New and Successful Mode of Treating Certain Forms of Cancer. By ALEXANDER MARSDEN, M.D. Second Edition. Colored Plates. 8vo. Price \$3.00

**MARTIN, MICROSCOPIC MOUNTING.**

A Manual of Microscopic Mounting. With Notes on the Collection and Examination of Objects, and upwards of 150 Illustrations. By JOHN H. MARTIN. Second Edition, Enlarged. 8vo. Price \$2.75

**MORRIS, ON THE JOINTS.**

The Anatomy of the Joints of Man. Comprising a Description of the Ligaments, Cartilages, and Synovial Membranes; of the Articular Parts of Bones, etc. By HENRY MORRIS, F.R.C.S. Illustrated by 44 Large Plates and Numerous Figures, many of which are Colored. 8vo. Price \$5.50

**MUTER, MEDICAL AND PHARMACEUTICAL CHEMISTRY.**

An Introduction to Pharmaceutical and Medical Chemistry. PART ONE.—Theoretical and Descriptive. PART TWO.—Practical and Analytical. Arranged on the principle of the Course of Lectures on Chemistry as delivered at, and the Instruction given in the Laboratories of, the South London School of Pharmacy. By JOHN MUTER, M.D., President of the Society of Public Analysts. A Second Edition, Enlarged and Rearranged. The Two Parts bound in one large octavo volume. Price \$6.00

PART TWO.—Practical and Analytical. Bound Separately, for the Special Convenience of Students. Large 8vo. Cloth. Price \$2.50

**MAC MUNN, THE SPECTROSCOPE.**

The Spectroscope in Medicine. By CHAS. A. MAC MUNN, M.D. With 3 Chromo-lithographic Plates of Physiological and Pathological Spectra, and 13 Wood Cuts. 8vo. Price \$3.00

“ This book is, without question, the best that has yet been published on the subject; to those not familiar with Physiological Spectroscopy it will prove interesting, while to those who are working in this field it is a necessity.”—*New York Medical Journal.*

**MASON, ON THE FACE.**

The Surgery of the Face. By FRANCIS MASON, F.R.C.S. With 100 Illustrations, showing the various operations performed. 8vo. Price \$2.25

Dr. Mason has for many years taken considerable interest in the surgery of the face, mouth, throat, and contiguous parts, collecting several thousand cases of the different operations having special reference to these regions, which, from their conspicuousness, form a very important part of the human body.

**MAUNDER, OPERATIVE SURGERY.**

Operative Surgery. Adapted to the Living and Dead Subject. By C. F. MAUNDER, F.R.C.S. Second Edition, with One Hundred and Sixty-four Engravings on Wood. Price \$2.25

BY SAME AUTHOR.

**THE ARTERIES.**

Surgery of the Arteries, including Aneurisms, Wounds, Hemorrhages, Twenty-seven Cases of Ligatures, Antiseptic, etc. With Illustrations. Price \$1.50

**MAXON, ON PRACTICE.**

The Practice of Medicine. By EDWIN R. MAXON, M.D. 8vo. Price \$3.00

**MAYS, THE THERAPEUTIC FORCES;**

Or, The Action of Medicine in the Light of the Doctrine of Conservation of Force. By THOMAS J. MAYS, M.D. 12mo. Price \$1.25

**MEADOWS, ON MIDWIFERY.**

A Text-Book of Midwifery. Including the Signs and Symptoms of Pregnancy, Obstetric Operations, Diseases of the Puerperal State, etc. By ALFRED MEADOWS, M.D. Third American, from Fourth London Edition. Revised and Enlarged. With 145 Illustrations. 8vo. Price \$2.00

"It is with great gratification that we are enabled to class Dr. Meadows' Manual as a rare exception, and to pronounce it an accurate, practical, and creditable work, and to unhesitatingly recommend it to both student and practitioner."—*American Journal of Obstetrics*.

"We cannot but feel that every teacher of Obstetrics has good cause to congratulate himself on being able to put in the hands of the student a book which contains so much valuable and reliable information."—*Philadelphia Medical Times*.

"On all questions of treatment, whether by medicines, by hygienic regimen, or by mechanical or operative appliances, this treatise is as satisfactory as a work of manual size could be: students and practitioners can hardly do better than adopt it as their vade mecum."—*The Practitioner*.

"The systematic arrangement of subjects, and the concise, practical style in which it is written, make the work especially valuable as a student's manual."—*Chicago Medical Examiner*.

**MEARS, PRACTICAL SURGERY.**

Practical Surgery. Including: Part I.—Surgical Dressings; Part II.—Bandaging; Part III.—Ligations; Part IV.—Amputations. With 227 Illustrations. By J. EWING MEARS, M.D., Demonstrator of Surgery in Jefferson Medical College, and Professor of Anatomy and Clinical Surgery in the Pennsylvania College of Dental Surgery. 12mo. Price \$2.00

"Professor Mears has written a convenient and useful book for students. We can most cordially endorse it as fulfilling well the promise made in its modest preface."—*Cincinnati Lancet and Clinic*.

"It contains a great deal of information upon the subjects of which it treats, in a convenient and condensed form. Each division is well illustrated, thereby rendering the text doubly clear."—*New York Medical Record*.

**MILLER, ON ALCOHOL.**

Alcohol. Its Place and Power. By JAMES MILLER, F.R.C.S. 12mo.

**MILLER & LIZARS, ALCOHOL AND TOBACCO.**

Alcohol. Its Place and Power. By JAMES MILLER, F.R.C.S.; and Tobacco, Its Use and Abuse. By JOHN LIZARS, M.A. The two essays in one volume. 12mo. Price \$1.00

**MENDENHALL, VADE MECUM.**

The Medical Student's Vade Mecum. A Compend of Anatomy, Physiology, Chemistry, The Practice of Medicine, Surgery, Obstetrics, etc. By GEORGE MENDENHALL, M.D. Eleventh Edition. 224 Illustrations. 8vo. Price \$2.00

**MEIGS AND PEPPER, DISEASES OF CHILDREN.**

A Practical Treatise on the Diseases of Children. By J. FORSYTH MEIGS, M.D., Fellow of the College of Physicians of Philadelphia, etc., etc., and WILLIAM PEPPER, M.D., Physician to the Philadelphia Hospital, Provost University of Pennsylvania. Seventh Edition, thoroughly Revised and Enlarged. A Royal Octavo Volume of over 1000 pages. Price, Cloth, \$6.00; Leather, \$7.00

"With the recent additions it may safely be pronounced one of the best and most comprehensive works on Diseases of Children."—*New York Medical Journal*.

"Must be regarded as the most complete work on Diseases of Children in our language."—*Edinburgh Medical Journal*.

"We have seldom met with a text-book so complete, so just and so readable as the one before us."—*American Journal of Obstetrics*.

**MATHIAS, LEGISLATIVE MANUAL.**

A Rule for Conducting Business in Meetings of Societies, Legislative Bodies, Town and Ward Meetings, etc. By BENJ. MATHIAS, A.M. Sixteenth Edition. 16mo. Price .50

**MORTON, REFRACTION OF EYE.**

The Refraction of the Eye. Its Diagnosis and the Correction of its Errors. With Chapter on Keratotomy. By A. STANFORD MORTON, M.B., F.R.C.S. 12mo. Price \$1.00

"The author has not only given very thorough rules for the objective and subjective examinations of the eye in the various conditions of refraction which present themselves, but has entered into an explanation of the phenomena observed, which is at once scientific and elementary."—*Edinburgh Medical Journal*.

**OVERMAN, MINERALOGY.**

Practical Mineralogy, Assaying, and Mining, with a Description of the Useful Minerals, etc. By FREDERICK OVERMAN, Mining Engineer. 11th Edition. 12mo. Cloth. Price \$1.00

**OGSTON, MEDICAL JURISPRUDENCE.**

Lectures on Medical Jurisprudence. By Drs. FRANCIS and FRANCIS OGSTON, JR. With Copper-plate Illustrations. 8vo. Price \$6.00

"We have a high appreciation of Dr. Ogston's lectures, and can cordially recommend the work as accomplishing all that the distinguished author promised for it."—*American Journal of Medical Science*.

**OLDBERG, PRESCRIPTION BOOK. 300 New Prescriptions.**

Three Hundred Prescriptions, Selected Chiefly from the Best Collections of Formulæ used in Hospital and Out-patient-practice, with a Dose Table, and a Complete Account of the Metric System. By OSCAR OLDBERG, PHAR. D., Late Medical Purveyor, United States Marine Hospital Service; Professor of Materia Medica, National College of Pharmacy, Washington, D. C.; Member of the American Pharmaceutical Association, and of the Sixth Decennial Committee of Revision and Publication of the Pharmacopœia of the United States. 12mo. Price, Paper Covers, .75; Cloth, \$1.25

The prescriptions given in this work are selected from the Pharmacopœias and formularies of the great Hospitals of New York, Philadelphia, Boston and London, or contributed from the practice of medical officers of the United States Service. The Dose Table includes nearly all of the remedies that have a place in the current *Materia Medica*.

BY SAME AUTHOR.

**THE UNOFFICIAL PHARMACOPŒIA.**

Comprising over 700 Popular and Useful Preparations, not Official in the United States, of the various Elixirs, Fluid Extracts, Mixtures, Syrups, Tinctures, Ointments, Wines, etc., etc., in constant demand throughout the country. Thick 12mo. 503 pp. Half Morocco. Price \$3.50

*Sold by Subscription.*

IT WILL PROVE A USEFUL SUPPLEMENT TO THE PHARMACOPŒIA OF THE UNITED STATES; the aim has been to make it as complete as practicable. The formulæ can, with a minimum of labor, be used with any system of weights and measures. The virtual adoption of the metric system in the forthcoming Pharmacopœia of the United States will account for the preference given to that system in this volume, which, however, does not prevent the ready use of the book with apothecaries' weights and measures. An extended account of the metric system has been given, accompanied by full tables of equivalents. The sources from which the formulæ have been gathered are believed to be the best. They include the Pharmacopœias of England, Germany, France and Sweden. The book is practically equivalent to the possession of these various Pharmacopœias, and the formulæ were selected with reference to their popularity, usefulness, and interesting character.

"This volume is one of the most practical and valuable contributions to Pharmaceutical work of recent publication. It has received high commendation from many of our best pharmacists."—*Lazell, Marsh & Gardiner, Wholesale Druggists, New York City.*

**OTT, ACTION OF MEDICINES.**

The Action of Medicines. By ISAAC OTT, M.D., late Demonstrator of Experimental Physiology in the University of Pennsylvania. With 22 Illustrations. 8vo. Price \$2.00

**PAGE, INJURIES OF THE SPINE.**

Injuries of the Spine and Spinal Cord, without apparent Lesion and Nervous Shock. In their Surgical and Medico-Legal Aspects. By HERBERT W. PAGE, M.D., M.C.CANTAB., F.R.C.S., Surgeon to, and Lecturer on Surgery at, St. Mary's Hospital, London. Octavo, Cloth. Price

**PAGET, SURGICAL PATHOLOGY.**

Lectures on Surgical Pathology, Delivered at the Royal College of Surgeons. By JAMES PAGET, F.R.S. Third Edition. Edited by WILLIAM TURNER, M.D. With Numerous Illustrations. 8vo. Price, Cloth, \$7.00; Leather, \$8.00

**PARKES, PRACTICAL HYGIENE. Sixth Edition.**

A Manual of Practical Hygiene. By EDWARD A. PARKES, M.D. The Sixth Revised and Enlarged Edition. With Many Illustrations. 8vo. Price \$6.00

"Altogether it is the most complete work on Hygiene which we have seen."—*New York Medical Record.*

"We find that it never fails to throw light on any hygienic question which may be proposed."—*Boston Medical and Surgical Journal.*

"We commend the book heartily to all needing instruction (and who does not), in Hygiene"—*Chicago Medical Journal.*

**PIESSE, THE MANUFACTURE OF PERFUMERY. Fourth Edition.**

The Art of Perfumery; or the Methods of Obtaining the Odors of Plants, and Instruction for the Manufacture of Perfumery, Dentifrices, Soap, Scented Powders, Odorous Vinegars and Salts, Snuff, Cosmetics, etc., etc. By G. W. SEPTI-MUS PIESSE. Fourth Edition. Enlarged. 366 Illustrations. 8vo. Cloth. Price \$5.50

"An excellent book."—*Commercial Advertiser.*  
"It is the best book on Perfumery yet published."—*Scientific American.*

"Exceedingly useful to druggists and perfumers."—*Journal of Chemistry.*  
"Is in the fullest sense, comprehensive."—*Medical Record.*

**POTTER, QUIZ BOOK OF ANATOMY. Illustrated.**

Anatomy Arranged in Questions and Answers as used in the Quiz Classes and Examinations at Medical Colleges. By SAMUEL O. L. POTTER, M.D. With over 60 Wood Engravings. No. 1 Quiz-Compend Series. 12mo. Cloth, Price \$1.00  
PART II.—VISCERAL ANATOMY. *In Preparation.*

BY SAME AUTHOR.

**QUIZ BOOK OF MATERIA MEDICA.**

Materia Medica Arranged in Questions and Answers as used in the Quiz Classes and Examinations at all Medical Colleges, Based on the Principal Text-books. No. 4 Quiz-Compend Series. 12mo. Cloth. Price \$1.00

**SPEECH, AND ITS DEFECTS.**

Considered Physiologically, Pathologically, Historically, and Remedially; being the Lea Prize Thesis of Jefferson Medical College, 1882. Revised and Corrected for Publication. 12mo. Cloth. Price \$1.00

**PENNSYLVANIA HOSPITAL REPORTS.**

Edited by a Committee of the Hospital Staff. J. M. DACOSTA, M.D., and WILLIAM HUNT, M.D. Vols. 1 and 2, containing Original Articles by former and present Members of the Staff. With Lithographic and other Illustrations. 8vo. Price, per volume, \$2.00

**PEREIRA, PRESCRIPTION BOOK. Sixteenth Edition.**

Physician's Prescription Book. Containing Lists of Terms, Phrases, Contractions and Abbreviations used in Prescriptions, Explanatory Notes, Grammatical Construction of Prescriptions, Rules for the Pronunciation of Pharmaceutical Terms. By JONATHAN PEREIRA, M.D., F.R.S. Sixteenth Edition. Price, Cloth, \$1.00; Leather, with tucks and pockets, \$1.25

**PHYSICIAN'S VISITING LIST. PUBLISHED ANNUALLY.**

THIRTY-SECOND YEAR OF ITS PUBLICATION.

## SIZES AND PRICES.

For 25 Patients weekly.	Tucks, pockets, and pencil,	-	-	-	-	\$1.00
50 " "	" " "	-	-	-	-	1.25
75 " "	" " "	-	-	-	-	1.50
100 " "	" " "	-	-	-	-	2.00
50 " " 2 vols.	{ Jan. to June }	"	-	-	-	2.50
	{ July to Dec. }	"	-	-	-	
100 " " 2 vols.	{ Jan. to June }	"	-	-	-	3.00
	{ July to Dec. }	"	-	-	-	

## INTERLEAVED EDITION.

For 25 Patients weekly, interleaved, tucks, pockets, etc.,	-	-	-	-	1.25
50 " " " " " "	-	-	-	-	1.50
50 " " 2 vols.	{ Jan. to June }	"	-	-	3.00
	{ July to Dec. }	"	-	-	

The Visiting List contains a New Table of Poisons and their Antidotes. The Metric or French Decimal System of Weights and Measures. Posological Tables, showing the relation of our present system of Apothecaries' Weights and Measures to that of the Metric System, giving the Doses in both.

This last is a most valuable addition, and will materially aid the Physician. So many writers now use the metric system, especially in foreign books and journals, that one not familiar with it is constantly confused, and in many cases unable to understand the measurements or doses.

"It is certainly the most popular Visiting List extant."—*New York Medical Journal.*

"Its compact size, convenience of arrangement, durability, and neatness of manufacture have everywhere obtained for it a preference."—*Canada Lancet.*

"The book is convenient in form, not too bulky, and in every respect the very best Visiting List published."—*Canada Medical and Surgical Journal.*

"This standard Visiting List, for completeness, compactness, and simplicity of arrangement, is excelled by none in the market."—*New York Medical Record.*

**POWER, HOLMES, ANSTIE AND BARNES (Drs.).**

Reports on the Progress of Medicine, Surgery, Physiology, Midwifery, Diseases of Women and Children, Materia Medica, Medical Jurisprudence, Ophthalmology, etc., etc. Reported for the New Sydenham Society. 8vo. Price \$2.00

**PURCELL, ON CANCER.**

Cancer. Its Allies and other Tumors, with Special Reference to their Medical and Surgical Treatment. By F. ALBERT PURCELL, M.D., M.R.C.S. Surgeon to the Cancer Hospital, Brompton, England. 8vo. Price \$3.75

**RADCLIFFE, ON EPILEPSY.**

On Epilepsy, Pain, Paralysis, and other Disorders of the Nervous System. By CHARLES BLAND RADCLIFFE, M.D. Illustrated. 12mo. Price \$1.50

"To no authority can the medical inquirer turn for an analysis of the phenomena of epilepsy with more satisfaction than to the admirable essay of Dr. Radcliffe."—*American Journal Medical Sciences.*

**ROBERTS, MANUAL OF MIDWIFERY.**

The Student's Guide to the Practice of Midwifery. By D. LLOYD ROBERTS, M.D., F.R.C.P., Physician to St. Mary's Hospital, Manchester, etc., etc. Second Edition. With 95 Illustrations. 12mo. Price \$1.25

"As an obstetrical manual, we think that of Dr. Roberts one of the best now offered to the Profession, as it comes with authority, and he possesses the ability to condense, and at the same time present a subject clearly."—*American Journal of Medical Science.*

"Concise, clear, and practical."—*Medical Press and Circular.*

"The present edition has been very thoroughly revised, some chapters having been entirely re-written. For its size, it forms a remarkably complete compendium of the subject, and can hardly be surpassed in the simplicity and clearness of its explanations."—*Obstetrical Journal of Great Britain and Ireland.*

**REYNOLDS, ELECTRICITY.**

Lectures on the Clinical Uses of Electricity. By J. RUSSELL REYNOLDS, M.D., F.R.S. Second Edition. 12mo. Price \$1.00

"It is thoroughly reliable as a guide, very concise, and will be found exceedingly useful to the general practitioner."—*Canada Lancet.*

**RICHARDSON, MECHANICAL DENTISTRY. Third Edition.**

A Practical Treatise on Mechanical Dentistry. By JOSEPH RICHARDSON, D.D.S. Third Edition. With 185 Illustrations. 8vo. Price, Cloth, \$4.00; Leather, \$4.75

"Taken as a whole, Professor Richardson's work is a valuable contribution to the dental art, and is beyond all question the best treatise extant upon the general subject of Mechanical Dentistry."—*Dental Cosmos.*

**RIGBY AND MEADOWS, OBSTETRIC MEMORANDA.**

Dr. Rigby's Obstetric Memoranda. Fourth Edition. Revised. By ALFRED MEADOWS, M.D. 32mo. Price .50

**PIGGOTT, ON COPPER.**

Copper Mining and Copper Ore. With a full Description of the Principal Copper Mines of the United States, the Art of Mining, etc. By A. SNOWDEN PIGGOTT. 12mo. Price \$1.00

**PRINCE, ORTHOPEDIC SURGERY.**

Plastic and Orthopedic Surgery. By DAVID PRINCE, M.D. Containing a Report on the Condition of, and Advance made in, Plastic and Orthopedic Surgery, etc., etc., and Numerous Illustrations. 8vo. Price \$4.50

**RYAN, ON MARRIAGE.**

The Philosophy of Marriage. In its Social, Moral and Physical Relations, and Diseases of the Urinary Organs. By MICHAEL RYAN, M.D. Member of the Royal College of Physicians, London. 12mo. Price \$1.00

**ROBERTS, PRACTICE OF MEDICINE. Fourth Edition.**

The Theory and Practice of Medicine. By FREDERICK ROBERTS, M.D.  
Third American, from the Fourth London Edition. 8vo.

Price, Cloth, \$5.00; Leather, \$6.00

Recommended at the University of Pennsylvania, Yale and Dartmouth Colleges, University of Michigan, and many other Medical Schools.

The unexceptional large and rapid sale of this book, and the universal commendation it has received from the profession, seems to be a sufficient guarantee of its merits as a Text-book. The publishers are in receipt of numerous letters from Professors in the medical schools, speaking favorably of it, and below they give extracts from the medical press, American and English, attesting its superiority and value to both student and practitioner. The present edition has been thoroughly revised and much of it re-written.

"The best Text-book for Students in the English language. We know of no work in the English language, or in any other, which competes with this one."—*Edinburgh Medical Journal*.

"It is a remarkable evidence of industry, experience, and research."—*Practitioner*.

"Dr. Roberts' book is admirably fitted to supply the want of a good hand-book, so much felt by every medical student."—*Student's Journal and Hospital Gazette*.

"It contains a vast deal of capital instruction for the student."—*Medical Times and Gazette*.

"There are great excellencies in this book, which will make it a great favorite with the student."—*Richmond and Louisville Journal*.

"To the student it will be a gift of priceless value."—*Detroit Review of Medicine*.

"We heartily recommend it to students, teachers, and practitioners."—*Boston Medical and Surgical Journal*.

"It is of a much higher order than the usual compilations and abstracts placed in the hands of students."—*Medical and Surgical Reporter*.

"It is unsurpassed by any work that has fallen into our hands as a compendium for students."—*The Clinic*.

"We particularly commend it to students about to enter upon the practice of their profession."—*St. Louis Medical and Surgical Journal*.

**RINDFLEISCH, PATHOLOGICAL HISTOLOGY.**

A Text-Book of Pathological Histology. By Dr. EDWARD RINDFLEISCH.  
Translated by Drs. WM. C. KOLMAN and F. T. MILLER. 208 Illustrations.  
8vo.

Recommended as a Text-Book at the University of Pennsylvania and other Medical Schools.

"To be up with the times, our Pathologists must make themselves familiar with the thorough, clear, and almost exhaustive teachings of Professor Rindfleisch."—*Ohio Medical and Surgical Reporter*.

**ROYLE AND HARLEY, MATERIA MEDICA. Sixth Edition.**

A Manual of Materia Medica and Therapeutics. By Dr. J. FORBES ROYLE.  
Sixth Edition. Edited by JOHN HARLEY, M.D. 840 pages and numerous Illustrations. Demi 8vo. Price \$5.00

**RUTHERFORD, PRACTICAL HISTOLOGY.**

Outlines of Practical Histology; being the Notes of the Course of Practical Physiology given in King's College, London, and the University of Edinburgh. By WILLIAM RUTHERFORD, M.D., F.R.S., Professor of the Institutes of Medicine in the University of Edinburgh (with additional leaves for Notes). Third Edition. Illustrated. [In Press.]

"To the student and teacher of Practical Histology, this work can hardly help being a great boon. It is complete, yet short, perfectly clear and simple, and moreover every line bespeaks the outcome of an extensive practical acquaintance with the subject."—*Medical Times and Gazette, London*.

BY SAME AUTHOR.

**THE ACTION OF DRUGS ON THE BILE.**

An Experimental Research on the Physiological Action of Drugs on the Secretion of Bile. 100 Illustrations. 8vo. Price \$3.00

**SANKEY, MENTAL DISEASES.**

Lectures on Mental Diseases. By W. H. O. SANKEY, M.D. 8vo. Price \$3.00



**SMITH, ON CHILDREN.**

Clinical Studies of Diseases in Children. By EUSTACE SMITH, M.D. Second Revised Edition. Price \$2.50

**MEDICAL HERESIES, HISTORICALLY CONSIDERED.**

A Series of Critical Essays on the Origin and Evolution of Sectarian Medicine, embracing a Special Sketch and Review of Homœopathy, Past and Present. By GONZALVO C. SMYTHE, A.M., M.D. Professor of the Principles and Practice of Medicine, College of Physicians and Surgeons, Indianapolis, Indiana. 12mo. Cloth. Price \$1.25

"This book gives, in a small compass, an excellent history of medicine, from its earliest day to the present time."—*Buffalo Medical and Surgical Journal*.

"Cannot fail to be of interest, not only to the medical profession, but to the general reader."—*Baltimore Gazette*.

"The work is pleasantly written, in an easy, familiar style, and has cost the writer much literary research."—*New York Medical Journal*.

"Students and others interested in the subject of medicine will find a digest of the entire controversy (between the various schools of medicine) presented in this volume."—*Journal of Education*.

"Professor Smythe has succeeded in writing a brief, clear, and interesting sketch of the evolution of medical eccentricities, and of modern homœopathy, its facts and fallacies."—*Philadelphia Medical Times*.

**SAVAGE, FEMALE PELVIC ORGANS. Author's Edition.**

The Surgery, Surgical Pathology and Surgical Anatomy of the Female Pelvic Organs. In a Series of Colored Plates taken from Nature, with Commentaries, Notes and Cases. By HENRY SAVAGE, M.D., F.R.C.S. New Edition. Issued by arrangement with the Author, from the original Plates. Quarto. Price \$12.00

**SAVORY & MOORE, DOMESTIC MEDICINE.**

A Condensed Compend of Domestic Medicine, and Companion to the Medicine Chest. By Drs. SAVORY and Moore. Illustrated. 16mo. Price .50

**SCHULTZE, OBSTETRICAL PLATES.**

Obstetrical Diagrams. Life Size. By Prof. B. S. SCHULTZE, M.D., of Berlin. Twenty in the Set. Colored.

Price, in Sheets, \$15.00; Mounted on Rollers \$25.00

**SCANZONI, DISEASES OF WOMEN.**

A Practical Treatise on the Diseases of the Sexual Organs of Women. By Dr. F. W. VON SCANZONI. Translated by A. K. GARDINER, M.D. 8vo.

Price \$5.00

**SIEVEKING, LIFE ASSURANCE.**

The Medical Adviser in Life Assurance. By E. H. SIEVEKING, M.D. 12mo. Second Edition, Revised. Price \$2.00

**SHEPPARD, ON MADNESS.**

Madness, in its Medical, Social and Legal Aspects. A series of Lectures delivered at King's Medical College, London. By EDGAR SHEPPARD, M.D. 8vo.

Price \$2.25

**STOCKEN, DENTAL MATERIA MEDICA. Third Edition.**

The Elements of Dental Materia Medica and Therapeutics with Pharmacopœia. By JAMES STOCKEN, D.D.S. Third Edition. 12mo.

The first edition of this book was disposed of in a little less than four months. In making this revision the author has endeavored to make it still more useful by the addition of considerable new matter.

**SUTTON, VOLUMETRIC ANALYSIS. Fourth Edition.**

A Systematic Handbook of Volumetric Analysis, or the Quantitative Estimation of Chemical Substances by Measure, Applied to Liquids, Solids, and Gases. By FRANCIS SUTTON, F.C.S. Fourth Edition. Revised and Enlarged, with Illustrations. 8vo.

Price \$5.00

**SEWELL, DENTAL ANATOMY AND SURGERY.**

A Manual of Dental Anatomy and Surgery, Including the Extraction of Teeth.

By H. E. SEWELL, D.D.S., M.D. With 77 Illustrations. 12mo. Price \$1.25

"A valuable book for the general Practitioner who is in want of a practical manual relating especially to diseases of the teeth."—*Medical Brief*.

"It will be found useful to the general Practitioner in the management of many incidental affections connected with the teeth and mouth, which cannot always be handed over to the specialist."—*Pacific Med. Journal*.

**STILLE, ON MENINGITIS.**

Epidemic Meningitis, or Cerebro-spinal Meningitis. By ALFRED STILLE, M.D., Professor of Practice at the University of Pennsylvania. 8vo. Price \$2.00

"The name of the author is a sufficient guarantee that this monograph is elegant in style, exhaustive of its subject and rich with practical suggestions."—*Philadelphia Medical and Surgical Reporter*.

**STOKES, DISEASES OF THE HEART.**

The Diseases of the Heart and Aorta. By WILLIAM STOKES, M.D. Thick 8vo. Price \$3.00

**SWAIN, SURGICAL EMERGENCIES.**

Surgical Emergencies: Concise Descriptions of the Various Accidents and Emergencies, with Directions for their Treatment. By WM. PAUL SWAIN, F.R.C.S. Eighty-two Illustrations. 12mo. Price \$2.00

CONTENTS.—CHAPTER I. Injuries to the Head. II. Injuries to the Eye. III. Injuries to the Mouth, Pharynx, Oesophagus, and Larynx. IV. The Chest. V. The Upper Extremity. VI. The Abdomen. VII. The Pelvis. VIII. The Lower Extremity. IX. Emergencies connected with Parturition. X. Poisoning. XI. Antiseptic Treatment. XII. Apparatus and Dressing.

"Many surgeons will thank Dr. Swain for the trouble he has taken to put them easily in possession of this refresher of half forgotten knowledge."—*The Practitioner*.

**SWERINGEN, PHARMACEUTICAL LEXICON.**

A Pharmaceutical Lexicon or Dictionary of Pharmaceutical Science. Containing explanations of the various subjects and terms of Pharmacy, with appropriate selections from the Collateral Sciences. Formulæ for Officinal, Empirical, and Dietetic Preparations, etc., etc. By HIRAM V. SWERINGEN, M.D. 8vo.

Price, Cloth, \$3.00; Leather, \$4.00

"It is worthy of a welcome, and sure of a ready recognition of its merits."—*London Pharmaceutical Journal*.

"It will prove of great service to the pharmaceutical student, apprentice, pharmacist, druggist and physician, as a book of ready reference and as an aid to the study of scientific works."—*American Journal of Pharmacy*.

**THOMPSON, LITHOTOMY AND LITHOTRITY.**

Practical Lithotomy and Lithotripsy; or, an Inquiry into the best Modes of Removing Stone from the Bladder. By SIR HENRY THOMPSON, F.R.C.S., Emeritus Professor of Clinical Surgery in University College. Third Edition. 8vo. With 87 Engravings. Price \$3.50

"The chapters of most interest are those in which Bigelow's operation is discussed, and the final one, in which is a record of 500 operations for stone in cases of male adults under the author's care. Such a table has never before been compiled by any surgeon."—*Lancet*.

BY SAME AUTHOR.

**URINARY ORGANS.**

Diseases of the Urinary Organs. Clinical Lectures. Sixth London Edition. Enlarged, with 73 Illustrations. Price, Cloth, \$1.25; Paper, .75

**ON THE PROSTATE.**

Diseases of the Prostate. Their Pathology and Treatment. Fifth London Edition. 8vo. With Numerous Plates. Price, Cloth, \$1.25; Paper, .75.

**CALCULOUS DISEASES.**

The Preventive Treatment of Calculous Disease, and the Use of Solvent Remedies. Second Edition. 16mo. Price \$1.00

"Catholic in his investigation of the fruit of the labor of others, cautious in all his deductions, rejecting all specious theories in the effort to obtain practically useful results, as clever with his pen as he is with the sound or lithotrite, one can scarcely wonder that he is esteemed the master that he is."—*American Journal of Medical Science*.

**THOMPSON, COUGHS AND COLDS.**

The Causes, Nature, and Treatment of Coughs and Colds. By E. S. THOMPSON, M.D. 16mo. Price .60

**THOROWGOOD, MATERIA MEDICA.**

The Student's Guide to Materia Medica. By JOHN C. THOROWGOOD, M.D. Illustrated. 318 pages. 12mo. Price \$2.00

BY SAME AUTHOR.

**ON ASTHMA.**

The Forms, Nature, and Treatment of Asthma. 12mo.

**TUSON, VETERINARY PHARMACOPŒIA.**

A Pharmacopœia, Including the Outlines of Materia Medica and Therapeutics. For the Use of Students and Practitioners of Veterinary Medicine. By RICHARD V. TUSON, F.C.S. Third Edition. 12mo. Price \$2.50

"Not only practitioners and students of veterinary medicine, but chemists and druggists will find that this book supplies a want in veterinary literature."—*Druggist and Chemist*.

**THUDICHUM ON THE URINE. Second Edition.**

The Pathology of the Urine and Complete Guide to Analysis. By JOHN L. W. THUDICHUM, M.D. Second Edition. Enlarged and Illustrated. 8vo. Price \$5.00

"The treatise of Dr. Thudichum is well known as one of the medical classics of the language, and in completeness, thoroughness, and originality, the volume before us has few rivals in any branch of our science. For the specialist, for the physiological chemist, for the physiologist, the volume of Dr. Thudichum is a *sine qua non*, and to such the new edition must be a most welcome guest."—*Philadelphia Medical Times*.

**TROUSSEAU, CLINICAL MEDICINE.**

Lectures on Clinical Medicine, Delivered at the Hôtel Dieu, Paris, by A. TROUSSEAU, Professor of Clinical Medicine to the Faculty of Medicine, Paris, etc., etc. Translated from the Third Revised and Enlarged Edition by P. VICTOR BAZIRE, M.D., London and Paris; and JOHN ROSE CORMACK, M.D., Edinburgh, F.R.S., etc. With a full Index, Table of Contents, etc. 2 vols. 8vo. Sold by Subscription only. Price, Cloth, \$8.00; Leather, \$10.00

Sydenham Edition, Same Work. 5 Vols. 8vo. Large Print. Price \$15.00

Trousseau's Lectures have attained a reputation, both in England and in this country, far greater than any work of a similar character heretofore written. In order to bring the work within the reach of all the profession, the publishers now issue an American edition, containing all the lectures as contained in the five-volume Sydenham edition, at a much lower price. Below are a few only of the many favorable opinions expressed of the work:—

"A clever translation of Prof. Trousseau's admirable and exhaustive work; the best book of reference upon the Practice of Medicine."—*Indiana Medical Gazette*.

"The great reputation of Prof. Trousseau as a practitioner and teacher of Medicine in all its branches, renders the present appearance of his Clinical Lectures particularly welcome."—*Medical Press and Circular*.

"It treats of diseases of daily occurrence and of the most vital interest to the practitioner. And we should think any medical library absurdly incomplete now which did not have alongside of Watson, Graves, and Tanner, the 'Clinical Medicine' of Trousseau."—*London Lancet*.

"We scarcely know of any book better fitted for presentation to a young man when entering upon the practical work of his life."—*London Medical Times and Gazette*.

"The publication of Trousseau's Lectures furnishes medical men with one of the best practical treatises on disease as seen at the bedside. The conversational style adopted by the author lends animation to the work, and the translator deserves credit for having so well preserved the easy and ready style of the original."—*British and Foreign Medico-Chirurgical Review*.

**TIDY, MODERN CHEMISTRY.**

A Hand-Book of Modern Chemistry. Organic and Inorganic. By C. MEYMOTT TIDY, M.D. 8vo. Price \$5.00

"We doubt if any other chemical work containing so large an amount of information could be procured."—*Dublin Medical Journal*.

**TILT, THE CHANGE OF LIFE IN WOMEN.**

The Change of Life in Health and Disease. A Practical Treatise on the Diseases incidental to Women at the Decline of Life. By EDWARD JOHN TILT, M.D. Fourth London Edition. 8vo. Price, Cloth, \$1.25; Paper cover, .75

"We believe Dr. Tilt brings much more than ordinary merit to bear on his subject, and handles it accordingly. Few books are issued that are more indispensable to the general practitioner."—*Phila. Med. Times*.

"Dr. Tilt's clear and concise style makes the book at once a pleasant one to read and an easy guide to follow, and we are quite sure it is the most valuable one we have on the subject."—*Boston Med. & Surg. Journal*.

"The best work on the subject."—*London Lancet*.

**TOMES, DENTAL ANATOMY. Second Edition.**

A Manual of Dental Anatomy, Human and Comparative. By C. S. TOMES, D.D.S. With 179 Illustrations. Second Edition. 12mo. Price \$4.25

**TOMES, DENTAL SURGERY.**

A System of Dental Surgery. By JOHN TOMES, F.R.S. The Second Edition, Revised and Enlarged. By C. S. TOMES, D.D.S. With 263 Illustrations. 12mo. Price \$5.00

"We rejoice that such books as these (Dr. Tomes' Works) are demanded by the profession, and that the men to write them are furnished by the profession."—*Dental Cosmos*.

**TAFT, OPERATIVE DENTISTRY. Fourth Edition.**

A Practical Treatise on Operative Dentistry. By JONATHAN TAFT, D.D.S. Fourth Revised and Enlarged Edition. Over 100 Illustrations. 8vo. Price, Cloth, \$4.25; Leather, 5.00

"All the important operations, in all their modifications, are clearly discussed by the author, and the work is highly practical throughout."—*Dental Register*.

"It is a thorough and complete treatise on the Art of Practical Dentistry."—*London Medical Times and Gazette*.

**TANNER, INDEX OF DISEASES. Second Edition.**

An Index of Diseases and their Treatment. By THOS. HAWKES TANNER, M.D., F.R.C.P. Sixth Edition. Revised and Enlarged. By W. H. BROADBENT, M.D. With Additions. Appendix of Formulæ, etc. 8vo. Price \$3.00

By this useful hand-book the character of any disease may be determined in a moment, and the general outline of treatment pursued by the best authorities made apparent.

"This work, like others from the gifted author, has already won for itself a reputation. It is in truth what its title indicates."—*New York Medical Record*.

"Finally, a chapter on the climates, countries, mineral springs, etc., best adapted to the various classes of invalids, makes this work the most complete practitioner's manual that we have yet seen."—*Chicago Medical Times*.

BY SAME AUTHOR.

**THE DISEASES OF INFANCY.**

A Practical Treatise on the Diseases of Infancy and Childhood. Third Edition. Carefully Revised and much Enlarged. By ALFRED MEADOWS, M.D. 8vo. Price \$3.00

Recommended as a Text-book at Jefferson Medical College and other schools of Medicine.

"One of the most careful, ornate, and accessible manuals on the subject."—*London Lancet*.

"We consider the views of the author on the subject of therapeutics as rational in the highest degree."—*Boston Medical and Surgical Journal*.

**MEMORANDA OF POISONS.**

A Memoranda of Poisons and their Antidotes and Tests. Fifth American, from the Last London Edition. Revised and Enlarged. *In Press*.

This most complete Toxicological Manual should be within reach of all physicians and pharmacists, and as an addition to every family library, would be the means of saving life and allaying pain when the delay of sending for a physician would prove fatal.

**TIBBETS, MEDICAL ELECTRICITY.**

A Hand-book of Medical Electricity. Giving full directions for its Application, etc. By HERBERT TIBBETS, M.D. 64 Illustrations. 8vo.

**TOLAND, PRACTICAL SURGERY.**

Lectures on Practical Surgery. By H. H. TOLAND, M.D., Professor of Surgery, University of California. Second Edition. With Additions and Numerous Illustrations. 8vo. Price, Cloth, \$4.50; Leather, \$5.00

**TRANSACTIONS OF THE COLLEGE OF PHYSICIANS.**

The Transactions of the College of Physicians of Philadelphia. New Series. Vols. I, II, III, IV and V. 8vo. Price, per volume, \$2.50

**TYSON, BRIGHT'S DISEASE AND DIABETES.**

A Treatise on Diabetes and Bright's Disease. With Especial Reference to Pathology and Therapeutics. By JAMES TYSON, M.D., Professor of Pathology and Morbid Anatomy in the University of Pennsylvania. With Colored Plates and many Wood Engravings. 8vo. Price \$3.50

"This volume is the outcome of some fifteen years' special study and observation, and will be found to be a very well prepared monograph. . . . His directions are clear and minute.—*Med. and Surg. Reporter.*

"The symptoms are clearly defined, and the treatment is exceedingly well described, so that every one reading the book must be profited."—*Cincinnati Lancet and Clinic.*

BY SAME AUTHOR.

**GUIDE TO THE EXAMINATION OF URINE.**

A Practical Guide to the Examination of Urine. For the use of Physicians and Students. With Colored Plates and Numerous Illustrations Engraved on Wood. Fourth Edition. 12mo. Price \$1.50

Advantage has been taken, in bringing out a new edition of this work, not only to correct the previous one, but to make such additions of new Facts and Processes as would add to its value without materially increasing its size.

"Dr. Tyson commences with a short account of the theory of renal secretion, the physical and chemical characters of the urine, and the reagents and apparatus used in its analysis. Excellent rules are then given for detecting the presence of albumen, sugar, coloring-matters, bile, urea, uric acid, chlorides, phosphates and sulphates; and minute instructions for approximative and quantitative determination of most of those ingredients by volumetric analysis are supplied."—*Philadelphia Medical Times.*

"We have experienced both pleasure and profit from the perusal of this book. It is agreeably written, contains much practical information, and is, we believe, a reliable and satisfactory guide to the clinical examination of urine. We can recommend Dr. Tyson's book as one that amply supplies the clinical needs of the physician."—*Dublin Journal of Medical Science.*

**THE CELL DOCTRINE. Second Edition.**

The Cell Doctrine. Its History and Present State. With a Copious Bibliography of the subject. Illustrated by a Colored Plate and Wood Cuts. Second Edition. 8vo. Price \$2.00

**TURNBULL, ARTIFICIAL ANÆSTHESIA.**

The Advantages and Accidents of Artificial Anæsthesia; Its Employment in the Treatment of Disease; Modes of Administration; Considering their Relative Risks; Tests of Purity; Treatment of Asphyxia; Spasms of the Glottis; Syncope, etc. By LAURENCE TURNBULL, M.D., PH.G., Aural Surgeon to Jefferson College Hospital, etc. Second Edition. Revised and Enlarged. With 27 Illustrations of Various Forms of Inhalers, etc. 12mo. Price \$1.50

"Anæsthesia is a subject of great interest and importance to physicians and dentists, and everything that will aid them in better understanding the subject is sought with great avidity. This work we regard as the best aid in the study of the subject, and it presents the subject up to the present hour."—*Dental Register.*

**TEALE, DANGERS TO HEALTH. Third Edition.**

A Pictorial Guide to Domestic Sanitary Defects. By T. PRIDJIN TEALE, M.D., F.R.C.S. With Colored Plates. 8vo. Price \$3.50

**VACHER, CHEMISTRY.**

A Primer of Chemistry, Including Analysis. By ARTHUR VACHER. 18mo.  
Price .50

**VIRCHOW, POST-MORTEM EXAMINATIONS. Second Edition.**

Post mortem Examinations. A Description and Explanation of the Method of Performing them in the Dead House of the Berlin Charité Hospital, with especial reference to Medico-legal Practice. By Prof. VIRCHOW. Translated by Dr. T. P. SMITH. Second Edition. 12mo. With 4 Plates. Price \$1.25

"A most useful manual from the pen of a master. For thorough and systematic method in the performance of post-mortem examinations, there is no guide like it."—*Lancet*.

"Its low price and portability make it accessible and convenient to every surgical registrar and practitioner."—*British Medical Journal*.

**WAGSTAFFE, HUMAN OSTEOLOGY.**

The Student's Guide to Human Osteology. By WILLIAM WARWICK WAGSTAFFE, F.R.C.S. With 23 Lithographic Plates of the Bones, Showing Muscle Attachments, and 60 Wood Engravings. 12mo. Price \$3.00

**WALTON, DISEASES OF THE EYE. Third Edition.**

A Practical Treatise on Diseases of the Eye. By HAYNES WALTON, M.D. Third Edition. Rewritten and Enlarged. With five plain and three colored full-page Plates; and many other Illustrations, Test Types, etc. Nearly 1200 pages. 8vo. Price \$9.00

**WARNER, CASE TAKING.**

The Student's Guide to Medical Case Taking. By FRANCIS WARNER, M.D., M.R.C.P., etc. 12mo. Cloth. Price \$1.75

General Diseases.—Class 1. Class 2. Arthritic Diseases. Diseases of the Nervous System. Of the Vascular System. Of the Respiratory System. Of the Digestive System. Of the Liver. Of the Urinary System. Instruction for Case Taking.

**WATERS, DISEASES OF THE CHEST. Second Edition.**

The Diseases of the Chest. Their Clinical History, Pathology and Treatment. By A. T. H. WATERS, M.D., Fellow Royal College of Physicians. With Numerous Illustrative Cases and Lithographic Plates. 8vo. Price \$4.00

"The present edition contains new chapters on hæmoptysis, hay fever, aortic regurgitation, mitral constriction, thoracic aneurism, and the use of chloral in certain diseases of the chest; other chapters have received additions of cases and remarks on treatment. Some characteristic sphygmographic tracings have also been added."—*Boston Medical and Surgical Journal*.

**WOOD, BRAINWORK.**

Brainwork and Overwork. By Prof. H. C. WOOD, JR. 32mo.  
Price, Paper cover, .30; Cloth .50

BY SAME AUTHOR.

**DENTAL PATHOLOGY.**

With Special Reference to the Anatomy and Physiology of the Teeth. With Notes by THOS. B. HITCHCOCK, M.D., of Harvard University. 105 Illustrations. 8vo. Price, Cloth, \$3.50; Leather, \$4.50

**WHITTAKER, ON THE URINE.**

Student's Primer on the Urine. By J. TRAVIS WHITTAKER, M.D., Physician to Anderson's College Dispensary. With Illustrations Etched on Copper. 16mo. Price \$1.50

Physiological Study of Urine—Sensation in Passing. Quantity. Color. Odor. Specific Gravity. History and Behavior. Sediment or Deposits. Chemical Study of Urine—Reaction. Albumen. Chlorides. Ammonia. Urea. Phosphates. Blood. Sugar. Bile. Microscopical Study of Urine and Urinary Deposits—Amorphous Urates. Uric Acid. Triple Phosphates. Phosphate of Lime. Feathery Phosphates. Oxalate of Lime. Urate of Soda and of Ammonia. Cystine. Tyrosine. Leucine. Cholesterine. Epithelium. Fat Globules. etc.

"The plates are possessed of great versimilitude, as well as in other respects admirable."—*Med. Times*.

"Neat and concise, and the illustrations are very good testimony of the claim which he makes of the suitability of the etching needle for delineation of microscopical appearances."—*Boston Med. and Surg. Journal*.

**WEST, THE DISEASES OF WOMEN. Fourth Edition.**

Lectures on the Diseases of Women. By CHARLES WEST, M.D. Fourth London Edition. Revised and in part re-written by the Author. With Numerous Additions by J. MATHEWS DUNCAN, M.D., Obstetric Physician to St. Bartholomew's Hospital 8vo. Price \$5.00

Drs. West and Duncan are, perhaps, the most celebrated London physicians giving attention to the Diseases of Women, and together have made a most complete work, either for the physician or student.

**WILKES, PATHOLOGICAL ANATOMY.**

Lectures on Pathological Anatomy. By SAMUEL WILKES, F.R.S. Second Edition. Revised and Enlarged by WALTER MOXON, M.D., F.R.S., Physician to and Lecturer at Guy's Hospital, London. 8vo. Price \$6.00

BY SAME AUTHOR.

**DISEASES OF THE NERVOUS SYSTEM.**

Lectures on Diseases of the Nervous System, Delivered at Guy's Hospital, London. New Edition, with Additions, Numerous Illustrative Cases, etc. 8vo. [Preparing.]

"A book of great value, embodying as it does the results of the experience and observation of one of the most accomplished of the London Hospital Physicians."—*American Journal of Medical Science.*

**WRIGHT, ON HEADACHES. Ninth Thousand.**

Headaches, their Causes, Nature and Treatment. By HENRY G. WRIGHT, M.D. 12mo. Price .50

**WILSON, ON DRAINAGE.**

Drainage for Health; or, Easy Lessons in Sanitary Science, with Numerous Illustrations. By JOSEPH WILSON, M.D., Medical Director United States Navy. One Vol. Octavo. Price \$1.00

"Dr. Wilson is favorably known as one of the leading American writers on hygiene and public health. The book deserves popularity."—*Medical and Surgical Reporter.*

"Well written and well illustrated. Attention to its teachings may save much disease and perhaps many lives."—*Cincinnati Gazette.*

"Interesting as well as useful."—*Philadelphia Ledger.*

"Easily understood, and briefly and concisely presented."—*Providence Journal.*

"Will be found of value."—*Boston Transcript.*

"Worthy of praise as a popular statement of the subject."—*Boston Journal of Chemistry.*

"Will be sure to be a harbinger of good in every family whose good fortune it may be to possess a copy."—*Builder and Wood Worker.*

BY SAME AUTHOR.

**NAVAL HYGIENE.**

Naval Hygiene, or, Human Health and Means for Preventing Disease. With Illustrative Incidents derived from Naval Experience. Illustrated. Second Edition. 8vo. Price \$3.00

**WILSON, HOW TO LIVE.**

Health and Healthy Homes. A Guide to Personal and Domestic Hygiene. By GEORGE WILSON, M.D., Medical Officer of Health. Edited by JOS. G. RICHARDSON, M.D., Professor of Hygiene at the University of Pennsylvania. 314 pages. 12mo. Price \$1.00

CHAPTER I.—Introductory, page 17. II. The Human Body, 33. III. Causes of Disease, 66. IV. Food and Diet, 119. V. Cleanliness and Clothing, 169. VI. Exercise, Recreation and Training, 187. VII. Home and Its Surroundings, Drainage, Warming, etc., 221. VIII. Infectious Diseases and their Prevention, 269.

"A most useful, and in every way, acceptable book."—*New York Herald.*

"Marked throughout by a sound, scientific spirit, and an absence of all hasty generalizations, sweeping assertions, and abuse of statistics in support of the writer's particular views. . . . We cannot speak too highly of a work which we have read with entire satisfaction."—*Medical Times and Gazette.*

BY SAME AUTHOR.

**A HAND-BOOK OF HYGIENE**

And Sanitary Science. With Illustrations. Fourth Edition. Revised and Enlarged. 8vo. Price \$2.75

**WILSON, HUMAN ANATOMY. Tenth Edition.**

The Anatomist's Vade-Mecum. General and Special. By Prof. ERASMUS WILSON. Edited by GEORGE BUCHANAN, Professor of Clinical Surgery in the University of Glasgow; and HENRY E. CLARK, Lecturer on Anatomy at the Royal Infirmary School of Medicine, Glasgow. Tenth Edition. With 450 Engravings (including 26 Colored Plates). Crown 8vo. Price \$6.00

Recommended as a Text-book at Rush Medical College, Chicago; Bellevue Hospital, New York; St. Louis Medical College; Yale and Dartmouth Schools, and many other Colleges.

"The present edition of the 'Anatomist's Vade-mecum,' has been prepared under the same editorial control as the Ninth Edition.

"Numerous additional wood cuts have been introduced, and full-page engravings of the bones, which have been drawn and engraved with great care, to secure accuracy, and to make them not mere anatomical diagrams, but artistic pictures."

BY SAME AUTHOR.

**HEALTHY SKIN. Eighth Edition.**

A Practical Treatise on the Skin and Hair; their Preservation and Management. Eighth Edition. 12mo. Paper. Price \$1.00

**WILSON, SEA VOYAGES FOR HEALTH.**

The Ocean as a Health Resort. A Hand-book of Practical Information as to Sea Voyages, for the Use of Tourists and Invalids. By WM. S. WILSON, L.R.C.P. Lond., M.R.C.S.E. With a Chart showing the Ocean Routes, and Illustrating the Physical Geography of the Sea. Crown 8vo. Price \$2.50

CHAPTER I. Curative Effects of the Ocean Climate. 2. The Various Health Voyages. 3. Time of Starting—Choosing a Ship. 4. Preliminary Arrangements. 5. Life at Sea. 6. Climate and Weather. 7. Management of the Health at Sea. 8. Occupations and Amusements at Sea. 9. Objects of Interest at Sea. 10. End of the Voyage—Future Plans. 11. The Homeward Voyage. 12. Australia: its Climate, Cities, and Health Resorts. 13. South Africa and its Climate. 14. The Meteorology of the Ocean.

APPENDIX A.—Outfit Required for a Voyage to Australia. B. Names and Addresses of some of the Principal Shipping Firms.

"All the information is supplied by, or based upon, the actual experience of the author; and the book may be confidently recommended to all who have to undertake, without previous experience, a sea voyage of any length. Medical men may consult it with advantage, and commend it to those patients whom they may advise to try the effect of a long voyage at sea."—*Medical Times and Gazette*.

"We have read every page of this book, and have derived both instruction and amusement."—*Lancet*.

**WELLS, OVARIAN AND UTERINE TUMORS. Just Out.**

The Diagnosis and Surgical Treatment of Ovarian and Uterine Tumors. By T. SPENCER WELLS, M.D. Illustrated. 8vo. Price, Cloth, \$7.00

So long a time having elapsed since Dr. Wells has collected the results of his large experience in book form, the present volume will be eagerly looked for by all interested in this very important subject.

**WOLFE, ON DISEASES OF THE EYE.**

A Practical Treatise on Diseases and Injuries of the Eye. Being a Course of Systematic and Clinical Lectures to Students and Medical Practitioners. By M. WOLFE, F.R.C.P.E., Senior Surgeon to the Glasgow Ophthalmic Institution, etc. With 10 Colored Plates, and numerous other Illustrations. Octavo. Price \$7.00

**WALKER, INTERMARRIAGE.**

Intermarriage, or, The Mode in which, and the Causes why, Beauty, Health and Intellect result from certain Unions; and Deformity, Disease and Insanity from others. Illustrated. 12mo. Price \$1.00

**WOODMAN and TIDY, MEDICAL JURISPRUDENCE.**

Forensic Medicine and Toxicology. By W. BATHURST WOODMAN, M.D., Physician to the London Hospital, and CHARLES MEYMOTT TIDY, F.C.S., Professor of Chemistry and Medical Jurisprudence at the London Hospital. With Chromo-Lithographic Plates, representing the Appearance of the Stomach in Poisoning by Arsenic, Corrosive Sublimate, Nitric Acid, Oxalic Acid; the Spectra of Blood and the Microscopic Appearance of Human and other Hairs; and 116 other Illustrations. Large octavo. Sold only by Subscription.

Price, Cloth, \$7.50; Medical Sheep, \$8.50; Law Leather, \$8.50

"We have no hesitation in pronouncing the work to be one of unusual merit. More readable than Taylor, more systematic in its arrangement, and more practical in its instruction, it will prove to the medical jurist, not less than to the general practitioner, a storehouse of useful knowledge, conveyed in an unusually graphic style."—*Dublin Journal of Medical Science*.

"The authors of this truly great work have largely supplied the want felt, sooner or later, by almost every doctor."—*Cincinnati Lancet and Observer*.

"All the best known works on Medical Jurisprudence have been laid under contribution for the production of the present volume. It contains almost everything that can be found in other works on the subject; but it is no mere compilation. Dr. Woodman and Dr. Tidy have both thought out the subject for themselves, and, with rare industry and acumen, have brought together a mass of facts which is little short of astounding. The book is worthy to take its place alongside of any work on the same subject, and must prove of great use to all who practice in criminal courts, and to all medical practitioners. We have no hesitation in recommending it to our readers."—*London Lancet*.

"Altogether the work will rank with the best of its class as a medico-legal hand-book, and cannot fail to gain a wide popularity."—*New York Medical Record*.

"It cannot be otherwise than a valuable contribution to the boundless subject of medical jurisprudence."—*Albany Law Journal*.

"The scope of this book is very wide, and its execution worthy of all commendation."—*Philadelphia Legal Intelligencer*.

**WYTHE, ON THE MICROSCOPE.**

The Microscopist. A Manual of Microscopy and Compendium of the Microscopic Sciences, Micro-Mineralogy, Micro-Chemistry, Biology, Histology, and Practical Medicine. By JOSEPH H. WYTHE, A.M., M.D. Fourth Edition. 252 Illustrations. 8vo. Price, Cloth, \$5.00; Leather, \$6.00

An Index and Glossary have been combined in this edition, so as to be a source of valuable information. Notices of recent additions to the microscope, together with the genera of microscopic plants, have been given in an Appendix.

"From what we knew of the author of this work, as a skilled practical Microscopist, a successful teacher of the science, and a practitioner of medicine and surgery of long and varied experience, we had a right to expect a good book from his hands. Our expectations are fully realized in the volume before us. The style is clear and distinct, and one reads the book with the utmost facility of comprehension. It is the more valuable to the physician and medical student on account of its closer application of the microscope to medical subjects than we find elsewhere. The numerous plates, many of which are beautifully colored, are not to be excelled. We feel proud of it as an American production."—*Pacific Medical and Surgical Journal*.

"This is one of the most valuable text-books on microscopy ever offered to students or practitioners of medicine. This edition has been greatly enhanced in value by the addition of chapters on the use of the microscope in pathology, diagnosis, and etiology, and numerous new illustrations, some of which are from Rindfleisch.

"The author very carefully brings out every necessary fact and principle relating to the use of the microscope, and now that this instrument has become an essential part of every practitioner's armamentarium, a practical guide and reference book is also a necessity, and we are fully warranted in reiterating the statement that this is one of the most valuable text-books ever offered to students and practitioners of medicine."—*The Cincinnati Lancet and Clinic*.

BY SAME AUTHOR.

**DOSE AND SYMPTOM BOOK. Eleventh Edition.**

The Physician's Pocket Dose and Symptom Book. Containing the Doses and Uses of all the Principal Articles of the Materia Medica, and Original Preparations. Eleventh Revised Edition.

Price, Cloth, \$1.00; Leather, with Tucks and Pocket, \$1.25

"The chapter on Dietetic Preparations will be found useful to all practicing physicians, most of whom have but little acquaintance with the mode of preparing the various articles of diet for the sick."—*Boston Medical and Surgical Journal*.

"Many a hard-worked practitioner will find it a useful little work to have on his study table."—*Canada Medical and Surgical Journal*.

**WHEELER, MEDICAL CHEMISTRY.**

Medical Chemistry, Including the Outlines of Organic and Physiological Chemistry. By C. GILBERT WHEELER, M.D. Second Edition. 12mo.

Price \$3.00

**WOAKES, ON DEAFNESS AND GIDDINESS.**

On Deafness, Giddiness and Noises in the Head; or, The Naso-Pharyngeal Aspect of Ear Disease. By EDWARD WOAKES, M.D., Senior Aural Surgeon to the Hospital for Diseases of the Throat and Chest. Third Edition. Revised and Enlarged, with Additional Illustrations. 12mo.

"The early demand for a fresh edition of Dr. Woakes' volume is a sufficient criticism of its merits. No brief summary of his views could do full justice to the cogency and subtlety of his reasons. We prefer to commend the whole work to the thoughtful perusal of all intelligent medical practitioners who desire to rise above the level of mere routine empiricism."—*Lancet*.

"This book, although small, is evidently the result of much careful thought and observation. . . . We cordially recommend the work as original and suggestive, and as being likely to prove very useful in explaining both the causation of symptoms otherwise puzzling, and their appropriate treatment."—*Practitioner*.

**ILLUSTRATED BOOKS.****MEDICINAL PLANTS.**

Being Descriptions, with original Figures, of the Principal Plants employed in Medicine, and an account of their Properties and Uses. By ROBERT BENTLEY, F.L.S., Professor of Botany in the King's College, and to the Pharmaceutical Society, and HENRY TRIMENS, M.B., F.L.S., late Lecturer on Botany at St. Mary's Hospital Medical School. In 42 Parts, each, \$2.00, or in 4 vols., large 8vo, with 306 Colored Plates, bound in half morocco, gilt edged. \$90.00

**AN ATLAS OF TOPOGRAPHICAL ANATOMY.**

After Plane Sections of Frozen Bodies. By WILLIAM BRAUNE, Professor of Anatomy in the University of Leipzig. Translated by EDWARD BELLAMY, F.R.C.S., Surgeon to and Lecturer on Anatomy at Charing Cross Hospital. With 34 Photolithographic Plates and 46 Wood cuts. Large imp. 8vo. \$8.00

**ATLAS OF SKIN DISEASES.**

Consisting of a Series of Illustrations, with Descriptive Text and Notes upon Treatment. By TILBURY FOX, M.D., F.R.C.P., late Physician to the Department for Skin Diseases in University College Hospital. With 72 Colored Plates. In 18 Parts, each, \$1.00 or, 1 Vol., Royal 4to, Cloth. \$20.00

**AN ATLAS OF HUMAN ANATOMY.**

Illustrating most of the ordinary Dissections, and many not usually practiced by the Student. By RICKMAN J. GODLEE, M.S., F.R.C.S., Assistant Surgeon to University College Hospital, and Senior Demonstrator of Anatomy in University College. With 48 imp. 4to Colored Plates (112 Figures), and a volume of Explanatory Text. \$20.00

**A COURSE OF OPERATIVE SURGERY.**

By CHRISTOPHER HEATH, F.R.C.S., Home Professor of Clinical Surgery in University College, and Surgeon to the Hospital. With 20 Plates drawn from Nature by M. LÉVEILLÉ, and colored by hand under his direction. 4to. \$14.00

**ILLUSTRATIONS OF CLINICAL SURGERY.**

Consisting of Plates, Photographs, Wood cuts, Diagrams, etc., etc., illustrating Surgical Diseases, Symptoms, and Accidents; also Operative and other Methods of Treatment, with Descriptive Letterpress. By JONATHAN HUTCHINSON, F.R.C.S., Senior Surgeon to the London Hospital. Vol. I, containing fasciculi I to X, bound, with Appendix and Index. \$25.00

Fasciculi XI to XIV. Ready.

Each, \$2.50

JUST PUBLISHED.

A PRACTICAL TREATISE  
ON THE  
**Diseases of the Uterus,**  
OVARIES, AND FALLOPIAN TUBES.

By A. COURTY, M.D.,

Professor of Clinical Surgery, Montpellier.

TRANSLATED FROM THE THIRD EDITION, BY HIS PUPIL AND ASSISTANT,

AGNES M'LAREN, M.D., M.K.Q.C.P.I.,

WITH A PREFACE BY

MATTHEWS DUNCAN, M.D., LL.D., F.R.S.E.,

Obstetric Physician to Saint Bartholomew's Hospital, London.

WITH FOUR HUNDRED AND THIRTY-ONE ILLUSTRATIONS

ONE VOLUME, OCTAVO.

Price, handsome cloth, \$6.00; full sheep, raised bands, \$7.00.

EXTRACT FROM PREFACE.

Among books devoted to diseases of women, none has been, or is, more important than that of Professor Courty, of Montpellier. It is the carefully elaborated and repeatedly revised work of a man at once imbued with the science and immersed in the practice of gynæcology; of one who has long lived in a centre of general science and learning, amidst an abounding population, and who enjoys the great advantage of combining in his sphere of practical activity both hospital and private patients—two classes which differ in their circumstances, and in their aspects for observation, favorable and unfavorable to the student.

This translation of a work on women has been, with striking appropriateness, executed by a woman doctor. I have had the privilege of her friendship since her childhood, and know her excellent qualities. She has already, by original work, shown her competence, in an important respect, for this now completed task of translation. But she is, in addition, specially qualified, having studied in the University of Montpellier, under Dr. Courty, among others, and having, subsequently to her graduation, been for a considerable time his assistant in practice. Moreover, since she settled in Edinburgh, Dr. M'Laren has, in her own practice, maintained her familiarity with the diseases treated of in this book.

Courty's work has, since its first publication, been recognized everywhere. In France its position is attested by the sale of two editions, numbering, I am told, ten thousand copies, and by the appearance of another, the third edition. It is from this third edition that this translation has been made. As it now appears, it is a treatise on the diseases of the Uterus, Fallopian Tubes and Ovaries, with an introductory chapter on the anatomy, physiology and teratology of the organs of generation. I recommend to the careful study of my professional brethren a book which has already been crowned by the Institute of France.

J. MATTHEWS DUNCAN.

OUTLINE OF CONTENTS.

INTRODUCTION.—On the Anatomy, Physiology, and Teratology of the Organs of Generation. PART I.—GENERAL SURVEY OF UTERINE DISEASES. Diagnosis of Uterine Diseases in General; Treatment of Uterine Diseases in General; General Characteristics of Uterine Diseases. PART II.—UTERINE DISEASES IN DETAIL. Functional Disorders; Changes of Position; Morbid States without Neoplasm; Organic Alterations; Diseases of the Uterine Appendages; Pelvic Hemorrhages and Peri-uterine Hæmatocele; Cyst of the Ovary and Genito-pelvic Tumor; Sterility, etc., etc. INDEX.

\* \* \* This work is now ready. It may be obtained from the booksellers, or will be sent by mail, postage prepaid by the publishers, upon receipt of the

PRICE, CLOTH, \$6.00; LEATHER, \$7.00.

P. BLAKISTON, SON & CO., 1012 Walnut Street, Philadelphia.

*This has been entirely rewritten and remodeled, and brought up to the present day.*

# BIDDLE'S Materia Medica.

NINTH REVISED EDITION.

(Contains all the Changes in the New Pharmacopœia.)

*Recommended as a Text-book at Yale College, University of Michigan,  
College of Physicians and Surgeons, Baltimore, Baltimore Medical  
College, Louisville Medical College, and a number of other  
Colleges throughout the United States.*

**BIDDLE'S MATERIA MEDICA.** For the Use of Students and Physicians. By the late PROF. JOHN B. BIDDLE, M.D., Professor of Materia Medica in Jefferson Medical College, Philadelphia. The Ninth Edition, thoroughly revised, and in many parts rewritten, by his son, CLEMENT BIDDLE, M.D., Assistant Surgeon, U. S. Navy, assisted by HENRY MORRIS, M.D. Containing all the additions and changes made in the last revision of the United States Pharmacopœia. Octavo.  
*Ready.*

Bound in Cloth. Price \$4.00; Leather, \$4.75.

## RECOMMENDATIONS.

"It will be found a useful handbook by students, especially, who may be under the instruction of its able and accomplished author."—*American Medical Journal.*

"In short, it is just the work for a student, embracing as it does what will be discussed in a course of lectures on materia medica."—*Cincinnati Medical News.*

"In truth, the work is well adapted to the wants of students."—*The Clinic.*

"Nothing has escaped the writer's scan. All the new remedies against disease are duly and judiciously noted. Students will certainly appreciate its shapely form, grace of manner, and general *multum in parvo* style."—*American Practitioner.*

"Biddle's 'Materia Medica' is well known to the profession, being a standard text-book in several leading colleges."—*New York Medical Journal.*

"It contains, in a condensed form, all that is valuable in materia medica, and furnishes the medical student with a complete manual on this subject."—*Canada Lancet.*

"The necessity for a new edition of this work in so short a time is the best proof of the value in which it is held by the profession."—*Medical and Surgical Reporter.*

"The standard 'Materia Medica' with a large number of medical students is Biddle's."—*Buffalo Medical and Surgical Journal.*

"The larger works usually recommended as text-books in our medical schools are too voluminous for convenient use. This work will be found to contain in a condensed form all that is most valuable, and will supply students with a reliable guide."—*Chicago Medical Journal.*

\*\* This Ninth Edition contains all the additions and changes in the U. S. Pharmacopœia, Sixth Revision.

F. BLAKISTON, SON & CO., Publishers and Booksellers.  
1012 WALNUT STREET, PHILADELPHIA.

# BYFORD'S Diseases of Women.

THIRD ENLARGED EDITION.

*Recommended as a Text-book at Rush Medical College, Chicago; Woman's Medical College, Chicago; National Medical College, Washington, D. C., and other Medical Schools.*

THE PRACTICE OF MEDICINE AND SURGERY, APPLIED TO THE DISEASES AND ACCIDENTS INCIDENT TO WOMEN. By WM. H. BYFORD, A.M., M.D., author of "A Treatise on the Chronic Inflammation and Displacement of the Unimpregnated Uterus," and Professor of Obstetrics and Diseases of Women and Children in the Chicago Medical College, and in the Woman's Medical College, Chicago. Third Edition, Revised. In One Volume. Octavo. 164 Illustrations.

Price, Cloth, \$5.00; Leather, \$6.00.

## RECOMMENDATIONS.

"I have read with pleasure your book on Diseases of Women; it gratifies me to indorse its teachings."—*Prof. H. P. C. Wilson, Jr., Baltimore.*

"I am well acquainted with the author, and regard him an excellent practitioner and teacher."—*Dr. J. A. Ireland, Professor of Obstetrics and Gynecology, Louisville Medical College.*

"It is much improved and is still more what it always was, a valuable practical assistant to the practitioner."—*Prof. Henry G. Landis, Starling Medical College, Columbus.*

"I find, from its being so well brought up to the present state of the science it treats of, that it is particularly adapted to the requirements of the medical student."—*J. Fred Prioleau, M. D., Professor of Gynecology, Medical College of South Carolina, Charleston.*

"The author has presented to the profession a concise and comprehensive treatise on the subject of diseases of females. We congratulate Dr. Byford upon his success, and feel satisfied that the effort will be duly appreciated by those whom the work is intended to instruct. It is one of the best treatises on the subject ever submitted to the American profession, and will early be acknowledged as such. It is well written, and where necessary, is appropriately illustrated."—*Medical and Surgical Reporter, Philadelphia.*

"The present work being particularly of use where questions of etiology and general treatment are concerned. \* \* \* This volume, hence, will commend itself both to those who possess former editions and to those who do not. It cannot fail to be useful to many, and will certainly prove interesting to all."—*The American Journal of Obstetrics.*

"These important topics are all handled vigorously and practically. The work cannot fail to be in great demand, and to exert a material influence on clinical practice."—*New York Medical Journal.*

P. BLAKISTON, SON & CO., Publishers and Booksellers,  
1012 WALNUT STREET, PHILADELPHIA.

NOW READY, THE SEVENTH REVISED EDITION.  
**MEIGS AND PEPPER, ON CHILDREN.**

THE MOST THOROUGH, COMPLETE AND PRACTICAL WORK  
ON THE SUBJECT NOW BEFORE THE PROFESSION.

**A PRACTICAL TREATISE ON THE DISEASES OF CHILDREN.** By J. FORSYTH MEIGS, M.D., one of the Physicians to the Pennsylvania Hospital, Consulting Physician to the Children's Hospital, etc., and WILLIAM PEPPER, M.D., Professor of Clinical Medicine, University of Pennsylvania, Provost and ex-officio President of the Faculty, Physician to the Philadelphia Hospital, Fellow of the College of Physicians, etc., etc. The Seventh Revised and Improved Edition. In one volume of over 1100 royal octavo pages.

Price, handsomely bound in Cloth, \$6.00; Leather \$7.00.

The rapid sale of six large editions of Drs. Meigs and Pepper's work on Children, and the demand for the new edition now ready, is sufficient evidence of its great popularity. The large practice, of many years' standing, of the authors, imparts to it a value unequalled, probably, by any other on the subject now before the profession.

The entire work has been now again subjected to an entire and thorough revision, some articles have been rewritten, many additions made, and great care observed by the authors, that it should be most effectually brought up to the light, pathological and therapeutical, of the present day.

The publishers have very many favorable notices of the previous editions, received from numerous sources, foreign and domestic. They append a few from leading journals, which will give a general idea of the value placed upon it, both as a *Text-Book* for the Student and a work of reference for the *General Practitioner*.

"It is the most complete work upon the subject in our language; it contains at once the results of personal and the experience of others; its quotations from the most recent authorities, both at home and abroad, are ample, and we think the authors deserve congratulations for having produced a book unequalled for the use of the student, and indispensable as a work of reference for the practitioner."—*American Medical Journal*.

"But as a scientific guide in the diagnosis and treatment of the diseases of children, we do not hesitate to say that we have seldom met with a text-book so complete, so just, and so readable, as the one before us, which in its new form cannot fail to make friends wherever it shall go, and wherever great erudition, practical tact, and fluent and agreeable diction are appreciated."—*American Journal of Obstetrics*.


"It is only three years since we had the pleasure of recommending the Fifth Edition of this excellent work. With the recent additions it may safely be pronounced one of the best and most comprehensive works on diseases of children of which the American Practitioner can avail himself, for study or reference."—*N. Y. Med. Journal*.


"It is not necessary to say much, in the way of criticism, of a work so well known. But it is clinical. Like so many other good American medical books, it marvelously combines a *résumé* of all the best European literature and practice, with evidence throughout of good personal judgment, knowledge, and experience. The book also abounds in exposition of American experience and observation in all that relates to the diseases of children. We are glad to add it to our library. There are few diseases of children which it does not treat of fully and wisely, in the light of the latest physiological, pathological, and therapeutical science."—*London Lancet*.


**P. BLAKISTON, SON & CO., PUBLISHERS,**

Successors to LINDSAY & BLAKISTON,

1012 WALNUT STREET, PHILADELPHIA.









cop.

