

**The hand : its mechanism and vital endowments, as evincing design / by
Sir Charles Bell.**

Contributors

Bell, Charles, Sir, 1774-1842.
Royal College of Physicians of Edinburgh

Publication/Creation

London : J. Murray, 1852.

Persistent URL

<https://wellcomecollection.org/works/e3wvp83h>

Provider

Royal College of Physicians Edinburgh

License and attribution


This material has been provided by This material has been provided by the Royal College of Physicians of Edinburgh. The original may be consulted at the Royal College of Physicians of Edinburgh. where the originals may be consulted.

This work has been identified as being free of known restrictions under copyright law, including all related and neighbouring rights and is being made available under the Creative Commons, Public Domain Mark.

You can copy, modify, distribute and perform the work, even for commercial purposes, without asking permission.



Wellcome Collection
183 Euston Road
London NW1 2BE UK
T +44 (0)20 7611 8722
E library@wellcomecollection.org
<https://wellcomecollection.org>



Ed 11. 12

PRESS MARK

Press No.

Shelf No.

Book No.



.Cd 11,12

R33020

THE FOURTH BRIDGEWATER TREATISE

ON THE

POWER, WISDOM, AND GOODNESS OF GOD AS MANIFESTED
IN THE CREATION.

THE HAND;

ITS MECHANISM AND VITAL ENDOWMENTS, AS EVINCING
DESIGN.

THE UNIVERSITY OF CHICAGO

PH.D. THESIS

BY


JOHN H. ...

IN CANDIDACY FOR THE DEGREE OF DOCTOR OF PHILOSOPHY



Digitized by the Internet Archive
in 2015

<https://archive.org/details/b2190635x>



Engraved by W. Hall.

Charles Bell.

FROM A POSTHUMOUS BUST BY THEED

London, John Murray, Albemarle Street, 1858

THE HAND;

ITS MECHANISM AND VITAL ENDOWMENTS,
AS EVINCING DESIGN.


—◆—
BY SIR CHARLES BELL,

K.G.H., F.R.S. L. & E.

FIFTH EDITION REVISED, WITH WOODCUTS.

LONDON:
JOHN MURRAY, ALBEMARLE STREET.

1852.



Lately Published,

THE ANATOMY AND PHILOSOPHY OF EXPRESSION,
AS CONNECTED WITH THE FINE ARTS.

BY SIR CHARLES BELL.

Fourth Edition. With Illustrations, Royal 8vo, 21s.

SIR CHARLES BELL'S RESEARCHES IN THE
NERVOUS SYSTEM.

BY ALEXANDER SHAW,
Surgeon to the Middlesex Hospital.

With Plates, 8vo, 1s.

NOTICE.

THE series of Treatises, of which the present is one, is published under the following circumstances:

THE RIGHT HONOURABLE and REVEREND FRANCIS HENRY, EARL OF BRIDGEWATER, died in the month of February, 1829; and by his last Will and Testament, bearing date the 25th of February, 1825, he directed certain Trustees therein named to invest in the public funds the sum of Eight thousand pounds sterling; this sum, with the accruing dividends thereon, to be held at the disposal of the President, for the time being, of the Royal Society of London, to be paid to the person or persons nominated by him. The Testator further directed, that the person or persons selected by the said President should be appointed to write, print, and publish one thousand copies of a work *On the Power, Wisdom, and Goodness of God, as manifested in the Creation; illustrating such work by all reasonable arguments, as, for instance, the variety and formation of God's creatures in the animal, vegetable, and mineral kingdoms; the effect of digestion, and thereby of conversion; the construction of the hand of man, and an infinite variety of other arguments; as also by discoveries, ancient and modern, in arts, sciences, and the whole extent of literature.* He desired, moreover, that the profits arising from the sale of the works so published should be paid to the authors of the works.

The late President of the Royal Society, Davies Gilbert, Esq., requested the assistance of his Grace the Archbishop of Canterbury and of the Bishop of London, in determining upon the best mode of carrying into effect the intentions of the Testator.

Acting with their advice, and with the concurrence of a nobleman immediately connected with the deceased, Mr. Davies Gilbert appointed the following eight gentlemen to write separate Treatises on the different branches of the subject as here stated :

REV. THOMAS CHALMERS, D. D.

ON THE ADAPTATION OF EXTERNAL NATURE TO THE MORAL AND INTELLECTUAL CONSTITUTION OF MAN.



JOHN KIDD, M. D., F. R. S.

ON THE ADAPTATION OF EXTERNAL NATURE TO THE PHYSICAL CONDITION OF MAN.



REV. WILLIAM WHEWELL, D. D.

ON ASTRONOMY AND GENERAL PHYSICS CONSIDERED WITH REFERENCE TO NATURAL THEOLOGY.



SIR CHARLES BELL, K. G. H., F. R. S. L. & E.

ON THE HAND: ITS MECHANISM AND VITAL ENDOWMENTS, AS EVINCING DESIGN.



PETER MARK ROGET, M. D.

ON ANIMAL AND VEGETABLE PHYSIOLOGY.



REV. WILLIAM BUCKLAND, D. D., F. R. S.

ON GEOLOGY AND MINERALOGY.



REV. WILLIAM KIRBY, M. A., F. R. S.


ON THE HISTORY, HABITS, AND INSTINCTS OF ANIMALS.



WILLIAM PROUT, M. D., F. R. S.

ON CHEMISTRY, METEOROLOGY, AND THE FUNCTION OF DIGESTION, CONSIDERED WITH REFERENCE TO NATURAL THEOLOGY.

PREFACE TO THE FORMER EDITIONS.



WHEN one has to maintain an argument, he will be listened to more willingly if he is known to be unbiassed, and to express his natural sentiments. The reflections contained in these pages have not been suggested by the occasion of the Bridgewater Treatises, but arose, long ago, in a course of study directed to other objects. An anatomical teacher, himself aware of the higher bearings of his science, can hardly neglect the opportunity which the demonstrations before him afford, of making an impression upon the minds of those young men who, for the most part, receive the elements of their professional education from him; and he is naturally led to indulge in such trains of reflection as will be found in this essay.

So far back as the year 1813, the late excellent vicar of Kensington, Mr. Rennell, attended the author's lectures, and found him engaged in maintaining the principles of the English school of Physiology, and in exposing the futility of the opinions of those French philosophers and physiologists, who represented life as

the mere physical result of certain combinations and actions of parts by them termed Organisation.

That gentleman thought the subject admitted of an argument which it became him to use, in his office of "Christian Advocate." * This will show the reader that the sentiments and the views, which a sense of duty to the young men about him induced the author to deliver, and which Mr. Rennell heard only by accident, arose naturally out of those studies.

It was at the desire of the Lord Chancellor Brougham that the author wrote the essay on "Animal Mechanics;" and it was probably from a belief that the author felt the importance of the subjects touched upon in that essay, that his Lordship was led to do him the further honour of asking him to join with him in illustrating the "Natural Theology" of Dr. Paley.

That request was especially important, as showing that the conclusions to which the author had arrived, were not the peculiar or accidental suggestions of professional feeling, nor of solitary study, which is so apt to lead to enthusiasm; but that the powerful and masculine mind of Lord Brougham was directed to the same objects; that he, who in early life was distinguished for his successful prosecution of science, and who has never forgotten her interests amidst the most arduous and active duties of his high station, encouraged and partook of these sentiments.

Thus, from at first maintaining that design and benevolence were everywhere visible in the natural world, circumstances have gradually drawn the author

* An office in the University of Cambridge.

to support these opinions more ostentatiously and elaborately than was his original wish.

The subject which he has to illustrate in this volume, belongs to no definite department; and is intermediate between those sciences which have been assigned to others. The conception which he has formed of its execution is, that setting out as from a single point, he should enlarge his survey, and show the extent of the circle, and the variety of subjects, upon which it bears; thence deducing the conclusion, that as there is a relation of one part to the whole, there must be a system, and universal design.

The author cannot conceal from himself the disadvantages to which he is exposed in coming before the public, not only with a work in some measure extra-professional, but with associates distinguished by classical elegance of style, as well as by science. He must entreat the reader to remember that he was, early and long, devoted to the study of anatomy; and with a feeling (right or wrong) that it surpassed all others in interest and usefulness. This made him negligent of acquirements which would have better fitted him for the honourable association in which he has been placed: and no one can feel more deeply that the suggestions which occur in the intervals of an active professional life must always be unfavourably contrasted with what comes of the learned leisure of a College.

The author has to acknowledge his obligations to His Grace the Archbishop of Canterbury, the Bishop of London, and the late President of the Royal Society, for having assigned to him a task of so much

interest. When he undertook it, he thought only of the pleasure of pursuing these investigations, and perhaps too little of what the public were entitled to expect from an Essay composed in circumstances so peculiar, and forming a part in this "great argument."

BROOK STREET, 1832.

NOTE.—The first edition of this Treatise was published in 1832; and the last, which was the fourth, in 1837. In 1836 the author was associated with Lord Brougham, as stated in the Preface, in illustrating with notes the "Natural Theology" of Dr. Paley. It has been considered that many of these notes bore directly on the subjects discussed in this Treatise on the Hand; and permission having been kindly granted, they have been introduced, along with extracts from "Animal Mechanics," to the extent of about eighty pages, into the present edition. These additions are marked by being contained within brackets.

ALEXANDER SHAW.

February, 1852.

CONTENTS.



CHAPTER I.

	PAGE
INTRODUCTORY—OBJECT OF THE VOLUME	1
Consequence of viewing the Animal Body as Mechanism	3
Relations of the Human Body to the surrounding Elements	7
Complexity of Structure consequent upon these relations	8
The Systematic Arrangement in an Animal Body implies a more universal design	9
Insensibility to the Provisions for Life and Security a species of ingratitude	14

CHAPTER II.

DEFINITION OF THE HAND	18
Conformity of the whole Skeleton to the Extremity	20
The Series of Bones of the Upper Extremity, represented by analogous Bones in all classes of Vertebral Animals	22
Fossil Bones exhibit the Extent of the System	24
Mistaken Compassion for Animals of uncouth Form	29
The Sloth	30
The Loris	32
Animals suited to the Time of their Existence	34
The Crocodile	35
Succession and Grouping of Animals	38

CHAPTER III.

	PAGE
COMPARATIVE ANATOMY OF THE HAND	45
Bones of the Shoulder	47
Of the Clavicle	50
Their Forms adapted to their Use	53
Of the Horse's Shoulder	57
Of the Elephant and Camel	61
The Chelonian Order	65
The Arm Bone	70
Projections on the surface of a Bone denote its movements	71
The Mole	73
The Bat	74
The Ant-eater	76
The Pterodactyle	82
Structure of Birds	82
Bones of the Fore Arm	84
Conclusions drawn from a Fragment of Radius	88
The Wrist and Hand	90
The Splint Bone in the Horse	92
Hock-joint of the Ostrich	93
Horse's Foot contrasted with that of a Cow	98
The Foot of the Chamois and Rein Deer	99
Contrast in the Foot of the Elephant and Camel	100
Cuvier's deductions from the Bones of the Megalonyx	102
Megatherium	107
Bones of the Paddle or Fin in the Cetacea	110
Ichthyosaurus and Plesiosaurus	112
The Hand of the Chimpanzee	114
Peculiarities and Provisions of the Human Hand	115
Geology indebted to Comparative Anatomy	115

CHAPTER IV.

OF THE MUSCLES OF THE ARM AND HAND	124
Of Muscular Action	125
Interchange of Velocity with Force	129
Motions of the Fingers	132

	PAGE
Mechanical properties of the Muscles	133
Illustration from Ostrich's foot	134
From Lion's Fore-paw	136
Circulation of Blood in the Muscles	138
Of the Right and Left Hands	141

CHAPTER V.

THE SUBSTITUTION OF OTHER ORGANS FOR THE HAND	145
Prehensile Organs in Fishes	148
Woodpecker's Tongue	154
Bills of Birds	158
Author's Classification of the Nerves (a Note by the Editor) .	161

CHAPTER VI.

THE ARGUMENT PURSUED	166
Theory of Elementary Parts	168
Lamarck's Theory of Progressive Development	176
Theory of the Influence of surrounding Elements	177
Changes in the Material of the Body during Life	182
The Features of Age not owing to Decay	185

CHAPTER VII.

OF SENSIBILITY AND TOUCH	190
The Sensibility of the Surface compared with that of the deeper parts	192
Pain the Safeguard of the Body	196
Sensibility to Heat	199
Insensibility of the Brain	201
The protecting Sensibility of the Eye compared with the Sen- sibility of the Heart	202
Sensibility a Beneficent Endowment	207
Pain Necessary to Existence	208
Pleasurable Sensations could not have been the Motives of Action	209

CHAPTER VIII.

	PAGE
OF THE SENSES GENERALLY, INTRODUCTORY TO THE SENSE	
OF TOUCH	213
Nature of the Impression	214
Of the Organ of Touch	220
Illustrated by the Hoof of the Horse	225
By the Structure of a Tooth	228

CHAPTER IX.

OF THE MUSCULAR SENSE	232
Of the Sensibility to Muscular Effort in the Infant, and gradual Improvement of the Sense of Touch	232
Power of measuring Muscular Force by our Sense of the Exercise	235
Of the Sense in Insects and Fishes	241
Loss of the Muscular Sense	244
Pleasures arising from its Relation to Time in Music	247

CHAPTER X.

THE HAND NOT THE SOURCE OF INGENUITY, NOR CONSEQUENTLY OF MAN'S SUPERIORITY	252
The Capacities of the Mind correspond to the Instrument	253
In the Lower Animals, the Organ adapted to the Instinct	254
Illustration by Galen	254
For Speech, the Mental Capacity as necessary as Organisation	258
Influence of Printing on Works of Art	260
Expression in the Hand	262
Changes in the Globe and Successive Epochs	265
Concluding Remarks	269

APPENDIX.

ADDITIONAL ILLUSTRATIONS.

	PAGE
THE MECHANICAL PROPERTIES OF THE ANIMAL BODY CON- SIDERED	277
Of the Solid Structures of Animals	288
Substitute for the True Skeleton	289
Shell of Oyster	293
External contrasted with Internal Skeleton	297
Composition of Bone and proportioning of its constituents to the Mechanical Forces	300
The apparent irregularities of the Bones shown to be appro- priate adaptations	312
Of the Deer's Horn	303
Of the Joints	316
Of the Muscular and Elastic Forces	319
ON THE POSITION OF THE HEAD OF ANIMALS, AND ITS RELA- TION TO THE SPINE, TO ILLUSTRATE THE PROPOSITION THAT ALL PARTS OF THE SKELETON ARE CO-RELATED, AND THAT THEIR VARIATIONS OF FORM DEPEND ON THEIR FUNCTIONS	325
Theory of parts declining in their perfection as they are remote from the centre	326
Of the Boar	329
Elephant	333
Elk	335
Giraffe	336
Camel and Hippopotamus	339
Horse's Head	341
Spermaceti Whale	343
Hyæna's Jaws	345
Variations of the Spine according to its Uses	345
Its Elasticity adapted to protect the Brain and Spinal Marrow	350
Why Curved	353
Exercise essential to perfection	354
Elasticity of the Chest	356
The Windpipe viewed on the principle of the Hydraulic Press	359
Why Birds are Oviparous	362
Of the Kangaroo	363
Of the Gizzard	364
Concluding Remarks	368

	PAGE
IMAGINARY ANIMALS	369
APPROPRIATE SENSIBILITIES INDUCE COMBINED MUSCULAR ACTIONS FOR THE PROTECTION OF THE VITAL ORGANS IN THE PERFORMANCE OF THEIR FUNCTIONS	374
Sensibility of the Orifice of the Windpipe	375
Of Coughing, contrasted with Sneezing	377
The Mouth	378
Deglutition by Crocodile	380
Of Hunger and Thirst	381
Sensibility and Actions of the Stomach	384
Varieties of Sensibilities and Actions in the Complex Stomach of Ruminants	386
Of Voluntary and Instinctive Movements	389
COMPARISON OF THE EYE WITH THE HAND	394
Of the Sensible Spot of the Eye	400
The Motions of the Eye prevent Exhaustion of the Sensible Spot	402
Muscular Sense gives Knowledge of Visible Direction	406
Of the Permanence of Impressions on the Retina	413
Complementary Colours most distinct after Exhaustion of the Retina	413
Motion of Eye blends Colours	415
Relation of Sensible Spot in Retina to Chiaroscuro	419
Expression in the Eye	421
CLASSIFICATION OF ANIMALS:—In explanation of terms inci- dentally used in the volume	424

THE HAND ;

ITS MECHANISM AND VITAL ENDOWMENTS,
AS EVINCING DESIGN.

CHAPTER I.

INTRODUCTORY.

IF we select any object from the whole extent of animated nature, and contemplate it fully and in all its bearings, we shall certainly come to this conclusion : that there is Design in the mechanical construction, Benevolence in the endowments of the living properties, and that Good on the whole is the result. We shall perceive that the Sensibilities of the body have a relation to the qualities of things external, and that delicacy of texture is, therefore, a necessary part of its constitution : that wonderful, and exquisitely constructed as the mechanical appliances are for the protection of these delicate structures, they are altogether insufficient ; that a protection of a very different kind, which shall animate the body to the utmost exertion, is requisite for safety : and that Pain, whilst it is a necessary contrast to its opposite pleasure, is the great safeguard of

the frame. Finally, as to Man, we shall be led to infer that the pains and pleasures of mere bodily sense (with yet more benevolent design) carry him onward, through the development and improvement of the Mind, to higher aspirations.

To comprehend the perfection of the structure of any single organ of an animal body, and to see how the same system of parts is adapted to an infinite variety of conditions, we must view the same organ *comparatively*: this carries us into a new science, no less than that which regards the changes in the surface of the Globe. And although, in this comparison, we shall find that stupendous revolutions have occurred indicative of power, it is in contemplating the adaptation of the newly introduced forms of living and organised matter to these successive changes in the surface of the earth, that we shall have the best proofs of the continuance of that Power which first created.

Such is the course of reasoning which I propose to follow in giving an account of the Hand and Arm. I shall contrast them, in the first place, with the corresponding parts of living creatures through all the divisions of the chain of vertebrated animals; and then I shall take the hand, not merely as combining the perfections of mechanical structure, but as possessing the property of Touch, by which it ministers to and improves every other sense, constituting it the organ in the body the most remarkable for correspondence with Man's capacities.

Some may conceive that, as I have for my title the Human Hand and its relation to the other solid structures of the animal frame, it will lead me to consider the body as a Machine only. I neither see the necessity for this, nor do I acknowledge the danger of considering it in that light. I embark fearlessly in the investigation, convinced that, yielding to the current of thought, and giving the fullest scope to inquiry, there can be no hidden danger if the mind be free from vicious bias. I cannot see how scepticism should arise out of the contemplation of the structure and mechanism of the Animal Body.

Let us for a moment reflect what is the natural result of examining the human body as a piece of machinery ; and see whether that makes the creation of man more or less important in relation to the Whole Scheme of nature.

Suppose there is placed before us a machine for raising great weights ; be it the simplest of all, the wheel and axle. We are given to understand that this piece of mechanism has the property of multiplying the power of the hand. But a youth of subtile mind may say, I do not believe it possible so to multiply the power of the hand ; and if the mechanician be a philosopher, he will rather applaud the spirit of doubt. If he condescend to explain, he will say, that the piles driven into the ground, or the screws uniting the machinery to the beams, are the fixed points which resist in the working of the machine ; that their

resistance is a necessary condition, since it is thrown, together with the power of the hand, on the weight to be raised; and he will add that the multiplication of wheels does not alter the principle of action, which every one may see in the simple lever, to result from the resistance of the fulcrum or point, on which it rests.

Now grant that man's body is a machine, where are the points of resistance? are they not in the ground we stand upon? This leads us to inquire by what property we stand. Is it not by the weight of the body, or, in other words, by the Attraction of the earth? The terms attraction, or gravitation lead at once to the philosophy of the question. We stand because the body has weight, and a resistance in proportion to the matter of the animal frame and the magnitude of the globe itself. We need not stop at present to observe the adjustment of the strength of the frame, the solidity of the bones, the elasticity of the joints, and the power of the muscles, to the weight of the whole. Our attention is directed to the relations which the frame has to the Earth we are placed upon.

Some Philosophers who have considered the matter curiously, have said, that if man were translated bodily to another Planet, and that planet were smaller than the earth, he would be too light, and he would walk like one wading in deep water: that on the contrary, if the planet were larger, the attraction of his body

would make him feel as if his limbs were loaded with lead; nay, that the attraction might be so great as to destroy the fabric of the body, crushing bones and all.*

However idle these fancies may be, there is no doubt that the animal frame is formed with a due relation to the earth we inhabit; and that the strength of the materials of the animal body have as certainly a correspondence with the weight, as the wheels and levers of a machine, or the scaffolding which sustains them, have relation to the force and velocity of the machinery, or the load they are employed to raise.

The mechanism and organisation of animals have been often brought forward for a different purpose from that for which I use them. We find it said, that it is incomprehensible how an all-powerful Being should manifest his will by these means; that mechanical contrivance implies difficulties overcome: and how strange it is, they add, that the perceptions of the mind, which might have been produced by some direct means, or have arisen spontaneously, should be received through an instrument so fine and complex as the eye;—and which requires the creation of the element of light, to enter the organ and to cause vision.

For my own part, I think it most natural to con-

* The matter of Jupiter is as 330,600 to 1000 of our Earth. The diameter of Pallas is 80 miles; that of the Earth is 7,911 miles.

template the subject quite differently. We perhaps presume too much when we say that Light has been created for the purpose of Vision. We are hardly entitled to pass over its properties as a chemical agent, its influence on the gases, and, in all probability, on the atmosphere, its importance to vegetation, to the formation of the aromatic and volatile principles and to fructification, its influence on the animal surface by invigorating the circulation, and imparting health. In relation to our present subject, it seems more rational to consider light second only to attraction for its importance in nature, and as a link connecting systems of infinite remoteness.

To have a conception of this, we must tutor our minds and acquire some measure of the velocity of light, and of the space which it fills. It is not sufficient to say that it moves 200,000 miles in a second; for we can comprehend no such degree of velocity. If we are further informed that the earth is distant from the sun 95,000,000 of miles, and that light traverses the space in 8 minutes and 1-8th, it is but another way of affirming the inconceivable rapidity of its transmission. Astronomers, whose powers of mind afford us the very highest estimate of human faculties, whose accuracy of calculation is hourly visible, have affirmed that light emanates from celestial bodies at such vast distance that thousands of years shall elapse during its progress to our earth—yet that, impelled by a force equal to its transmission through that space, it enters the eye and

strikes upon the delicate nerve, with no other effect than to produce vision.*

Instead of supposing light created for the eye, and to give us the sense of vision, would it not be a more just manner of considering the subject, to dwell with admiration on the fact, that this small organ, the eye, should be formed with relation to a system of such vast extent and grandeur:—and more especially, that the ideas arising in the mind through the influence of that light and this organ, should be constituted a part of one vast whole!

By such considerations we are led to contemplate the human body in its different relations. The magnitude of the earth determines the strength of our bones, and the power of our muscles; so must the depth of the atmosphere determine the condition of our fluids, and the resistance of our blood vessels; the common act of breathing, the transpiration from the surfaces, must bear relation to the weight, moisture, and temperature of the medium which surrounds us. A moment's reflection on these facts proves that our body is formed with a just correspondence to all these external influences: and not the frame of the body only, but also the vital endowments and the properties of the organs of sense. It were a perverseness to say that the outward senses, the organisation, and the vital properties, could arise from the influence of the

* The argument is not weakened on assuming the hypothesis, that light results from the movement of an elastic ether.

surrounding elements, or out of matter spontaneously ; they are created in accordance with the condition of the globe, and are systematic parts of a great whole.

These views lead to another consideration, that it is to external nature, and not of necessity to the mind, that the complexity of our structure belongs. Whilst man is an agent in a material world, and sensible to the influence of things external, complexity of structure is a necessary part of his constitution. But we do not perceive a relation between this complexity and the mind. From aught that we learn by this mode of study, the mind may be as distinct from the bodily organs as the exterior influences are which give them exercise.

Something, then, we observe to be common to our planet and to others, to our system and to other systems ; matter, attraction, light ; which nearly implies that the mechanical and chemical laws must be the same throughout. It is perhaps too much with an anonymous author to affirm, that an inhabitant of our world would find himself at home in any other ; that he would be like a traveller, for a moment only perplexed by diversity of climate and strangeness of manners, but ready to confess, at last, that nature was every where and essentially the same. However this may be, all I contend for is the necessity of certain relations being established between the planet and the frames of all which inhabit it ; between the great mass and the physical properties of every part ; that in the

mechanical construction of animals, as in their endowments of life, they are created in relation to the whole, planned together and fashioned by one Mind.

A comparison made between the system of an animal body, and the condition of the earth's surface, is highly illustrative of design in both. In the animal, we see matter withdrawn from the influences which arrange things dead and inorganic; but this matter, thus appropriated to the animal, and newly endowed through the influence of life, continues to possess such qualities of inanimate matter as are necessary to constitute the living being a part of the system—an inhabitant of the earth. To what then does this argument lead? Is it not, that as the beautiful structure of the animal, and the perfection in the arrangement of its parts demonstrate design—so design extends to the condition of the earth also; and over both there is a ruling Intelligence?

Men who have studied deeply, and who have become authorities in natural science, acquire a happy spirit of contentment and true philosophy; of which we have examples in Grew,* in Ray, and in Linnæus. The last, resting from his great labours in universal nature, and struck with the perfection and order evinced in the whole, breaks out, very naturally and eloquently, in admiration of the just relation of all things, as proving them to be the work of one Almighty Being. Then

* A naturalist, who wrote on the anatomy of Plants; also, "*Cosmologia Sacra*, a Discourse on the Universe, as the creature and kingdom of God."

considering the great globe as a Museum, * furnished forth with the works of the Supreme Being, man, he adds, is placed in the midst of it, as alone capable of comprehending and valuing it. And if this be true, as certainly it is, what then becomes his duty? Moralists and divines, with nature herself, testify that the purpose of so much beauty and perfection being made manifest to man, is that he may study and celebrate the works of God: and that if he fail in this, he will be wanting in those contemplations and exercises by which the mind is to be raised to the knowledge of God. Those who say that the Scriptures ought to be the sole guides, forget that these are addressed to intelligent beings; and what can be more fitting to bestow that intelligence and capacity which is to receive eternal truths, than those studies which the great naturalist is enforcing, when he says, "If we have no faith in the things which are seen, how should we believe those which are not seen? The brute creatures, although furnished with external senses, resemble those animals which, wandering in the woods, are fattened with acorns, but never look upwards to the tree which affords them food; much less have they any idea of the Beneficent Author of the tree and its fruit." By such reflections was Linnæus led to conclude, that "whoever shall regard with contempt the economy of the Creator here, is as truly impious as the man who takes no thought of the future."

* These sentiments are best expressed in his Preface to the Catalogue of the Museum of Adolphus Frederick of Sweden.

The passiveness which is natural in infancy, and the want of reflection as to the sources of enjoyment which is excusable in youth, become insensibility and ingratitude in riper years. In the early stages of life, before our minds have the full power of comprehension, the objects around us serve but to excite and exercise the outward senses. But in the maturity of reason, philosophy should present these things to us anew, with this difference, that the mind may contemplate them: that mind which is now strengthened by experience to comprehend them, and to entertain a grateful sense of them.

It is this sense of gratitude which distinguishes man. In brutes, the attachment to offspring for a limited period is as strong as in him, but it ceases with the necessity for it. In man, on the contrary, the affections continue, become the sources of all the endearing relations of life, and the very bonds by which society is connected.

If the child, upon the parent's knee, is unconsciously incurring a debt, and strong affections grow up so naturally that nothing is more universally condemned than filial ingratitude, we have but to change the object of affection, to find the natural source of religion itself. We must show that the care of the most tender parent is in nothing to be compared with those provisions for our enjoyment and safety, which it is not only beyond the ingenuity of man to supply to himself, but which he can hardly comprehend, while he profits by them.

If man, of all living creatures, be alone capable of gratitude, and through this sense be capable also of religion, the transition is natural; since the gratitude due to parents is abundantly more owing to Him "who saw him in his blood, and said, Live."

For the continuance of life, a thousand provisions are made. If the vital actions of a man's frame were directed by his will, they are necessarily so minute and complicated, that they would immediately fall into confusion. He cannot draw a breath, without the exercise of sensibilities as well ordered as those of the eye or ear. A tracery of nervous cords unites many organs in sympathy; and if any one filament of these were broken, pain and spasm and suffocation would ensue. The action of his heart, and the circulation of his blood, and all the vital functions, are governed through means and by laws which are not dependent on his will; and to which the powers of his mind are altogether inadequate. For had they been under the influence of his will, a doubt, a moment's pause of irresolution, a forgetfulness of a single action at its appointed time, would have terminated his existence.

Now, when man sees that his vital operations could not be directed by reason—that they are constant, and far too important to be exposed to all the changes incident to his mind, and that they are given up to the direction of other sources of motion than the will, he acquires a full sense of his dependence. If he be fretful

and wayward, and subject to inordinate passion, we perceive the benevolent design in withdrawing the vital motions from the influence of such capricious sources of action, so that they may neither be disturbed like his moral actions, nor lost in a moment of despair.

Ray, in speaking of the first drawing of breath, delivers himself very naturally: "Here, methinks, appears a necessity of bringing in the agency of some superintendent intelligent Being, for what else should put the diaphragm and the muscles serving respiration in motion all of a sudden so soon as ever the fœtus is brought forth? Why could they not have rested as well as they did in the womb? What aileth them that they must needs bestir themselves to get in air to maintain the creature's life? Why could they not patiently suffer it to die? You will say the spirits do at this time flow to the organs of respiration, the diaphragm, and other muscles which concur to that action and move them. But what raises the spirits which were quiescent, &c., I am not subtile enough to discover."

We cannot call this agency a new intelligence different from the mind, because, independently of consciousness, we can hardly so define it. But a sensibility is bestowed, which being roused (and it is excited by the state of the circulation,) governs these muscles of respiration, and ministers to life and safety, independently of the will.

When man thus perceives, that in respect to all these vital operations he is more helpless than the infant, and that his boasted reason can neither give them order nor protection, is not his insensibility to the Giver of these secret endowments worse than ingratitude? In a rational creature, ignorance of his condition becomes a species of ingratitude; it dulls his sense of benefits, and hardens him into a temper of mind with which it is impossible to reason, and from which no improvement can be expected.

Debased in some measure by a habit of inattention, and lost to all sense of the benevolence of the Creator, he is roused to reflection only by overwhelming calamities, which appear to him magnified and disproportioned; and hence arises a conception of the Author of his being more in terror than in love.

There is inconsistency and something of the child's propensities still in mankind. A piece of mechanism, as a watch, a barometer, or a dial, will fix attention—a man will make journeys to see an engine stamp a coin, or turn a block; yet the organs through which he has a thousand sources of enjoyment, and which are in themselves the most exquisite in design, and the most curious both in contrivance and mechanism, do not enter his thoughts; and if he admire a living action, that admiration will probably be more excited by what is uncommon and monstrous, than by what is natural and perfectly adjusted to its office—by the elephant's trunk, than by the human hand. This does not arise from

unwillingness to contemplate the superiority or dignity of our own nature, or from incapacity of admiring the adaptation of parts. It is the effect of habit. The human hand is so beautifully formed, it has so fine a sensibility, that sensibility governs its motions so correctly, every effort of the will is answered so instantly, as if the hand itself were the seat of that will; its actions are so powerful, so free, and yet so delicate, as if it possessed a quality of instinct in itself, that there is no thought of its complexity as an instrument, or of the relations which make it subservient to the mind; we use it as we draw our breath, unconsciously, and have lost all recollection of the feeble and ill-directed efforts of its first exercise, by which it has been perfected. Is it not the very perfection of the instrument which makes us insensible to its use? A vulgar admiration is excited by seeing the spider-monkey pick up a straw, or a piece of wood, with its tail; or the elephant searching the keeper's pocket with his trunk. Now, if we examined the peculiarity of the elephant's structure fully, that is to say, from its huge mass deduced the necessity for its form, and from the form the necessity for its trunk, it would lead us, through a train of very curious observations, to a more correct notion of that appendage, and therefore to a truer admiration of it; but I contrast this part with the human hand, merely to show how insensible we are to the perfections of our own frame, and to the advantages attained through such a form. We use the limbs without being conscious,

or, at least, without any conception of the thousand parts which must conform to a single act. To excite attention, the motions of the human frame must either be performed in a strange and unexpected mode, that will raise the wonder of the ignorant and vulgar; or we must rouse ourselves, by an effort of the cultivated mind, to observe things and actions, of which the sense has been lost by long familiarity.

In the following pages, I shall treat the subject comparatively; and exhibit a view of the bones of the arm, descending from the human Hand to the Fin of the fish. I shall in the next place review the actions of the Muscles of the arm and hand. Then proceeding to the vital properties, I shall advance to the subject of Sensibility, leading to that of Touch; afterwards, I shall show the necessity of combining the Muscular Action with the exercise of the senses, and especially with that of touch, to constitute the hand, what it has been called, the geometrical sense. I shall describe the organ of touch, the cuticle and skin, and arrange the nerves of the hand according to their functions. I shall then inquire into the correspondence between the capacities or endowments of the mind, and the external organs, and more especially the properties of the hand. And I shall conclude by showing that animals have been created with a reference to the globe they inhabit; that all their endowments and various organisation bear a relation to their state of existence, and to the elements around them; that there is a plan universal, extending

through all animated nature, and which has prevailed in the earliest condition of the world ; and finally, that on the most minute, or the most comprehensive, study of those subjects, we everywhere behold Prospective Design.



CHAPTER II.

DEFINITION OF THE HAND.



THE ARMS AND HAND, VARIOUSLY MODIFIED, ADAPTED TO AN EXTENSIVE SYSTEM OF ANIMALS.

WE ought to define the Hand as belonging exclusively to Man—corresponding in its sensibility and motion to the endowments of his Mind, and especially to that ingenuity which, through means of it, converts the being who is the weakest in natural defence, to be the ruler over animate and inanimate nature.

If we describe the hand, including the arm, as an extremity in which the thumb and fingers are opposed to each other, so as to form an instrument of prehension, we embrace in the definition the extremities of the quadrumana or monkeys. Now, as these animals possess four such hands, it implies that we include the posterior as well as the anterior extremities. But the anterior extremity of the monkey is as much a foot as the posterior extremity is a hand: both are calculated for their mode of progression, climbing, and leaping

from the branches of trees ; just as the tail in some species is converted to the same purpose, and is as



useful an instrument of suspension as any of the four extremities.*

* This is a sketch of the Coaita, or Spider Monkey, so called from the extraordinary length of its extremities, and from its motions. The tail answers all the purposes of a hand, and the animal throws itself about from branch to branch, sometimes swinging by the foot, sometimes by the fore extremity, but oftener, and with a greater reach, by the tail. The prehensile part of the tail is covered with skin only, forming an organ of touch as discriminating as the proper extremities. The Caraya, or Black Howling Monkey of Cumana, when shot, is found suspended by its tail round a branch. Naturalists have been so struck with the property of the tail of the Ateles, that they have compared it to the proboscis of the Elephant. They have assured us that they fish with their tail.

The most interesting use of the tail is seen in the Opossum. The young of that animal mount upon her back, and entwine their tails around their mother's tail, by which they sit secure, while she escapes from her enemies.

The armed extremities of a variety of animals give them great advantages. But if man possessed similar provisions, he would forfeit his sovereignty over all. As Galen, long since, observed, "did man possess the natural armour of the brutes, he would no longer work as an artificer, nor protect himself with a breast-plate, nor fashion a sword or spear, nor invent a bridle to mount the horse and hunt the lion. Neither could he follow the arts of peace, construct the pipe and lyre, erect houses, place altars, inscribe laws, and through letters and the ingenuity of the hand, hold communion with the wisdom of antiquity, at one time to converse with Plato, at another with Aristotle, or Hippocrates."

But the hand is not a distinct instrument; nor is it properly a superadded part. The whole frame must conform to the hand, and act with reference to it. Our purpose will not be answered by examining it alone; we must extend our views to all those parts of the body which are in strict connexion with the hand. For example, from the shoulder to the finger ends, such a relation is established amongst the whole chain of bones, that it is essential to embrace the whole extremity in the inquiry. And in order to comprehend fully the fine arrangement of the parts necessary to the motions of the fingers, we must compare the structure of the human body with that of other animals.

Were we to limit our examination to the bones of the arm and hand in man alone, no doubt we should soon discover the provisions in them for easy, varied,

and powerful action; and conclude that nothing could be more perfectly suited to their purposes. But we must extend our views to comprehend a great deal more,—a larger design.

By a Skeleton, is understood the system of bones, constructed within, which gives firmness and characteristic form to the animal, and receives the action of the exterior muscles. This osseous system belongs, however, to one part only of the animal kingdom; that higher division,—the *Animalia Vertebrata*,* which includes the chain of beings from man down to fishes.

To life, the most essential function is Respiration; and on the mode in which that is performed, or in which the decarbonisation of the blood is effected by its exposure to the atmosphere, depends a remarkable change, in the animal kingdom, of the whole frame-work of the body. As man, the mammalia, birds, reptiles, and fishes have the mechanism of respiration much in common, so, through them all, a resemblance can be traced in the structure of their bones, in the action of their muscles, and in the arrangement of their nerves. They all possess the Vertebral Column or Spine; and the existence of that column not only implies an internal skeleton, but that particular frame-work of ribs which is suited to move the lungs in breathing.

But the ribs do not move of themselves; they must have appropriate muscles. These muscles must have

* See the Classification at the end of the volume,—also the first of the ADDITIONAL ILLUSTRATIONS. *Vertebra* is the name given to the bones of the spine, or backbone.

their appropriate nerves : and for supplying these nerves, there must be a Spinal Marrow. The spinal canal, formed within the vertebral column, is to the spinal marrow as necessary as the skull to the Brain. So that we come round to understand the necessity of a vertebra to the formation of a spinal marrow ; and the reader may comprehend how much enters into the conception of the anatomist or naturalist, when the term, a vertebrated animal, is used, viz :—an internal skeleton, a particular arrangement of respiratory organs, and a conformity in the Nervous System.

In making a review of the bones of the upper extremity, I shall limit myself to this superior division of Vertebrated animals.

If in commencing this subject, and indulging in the admiration which naturally arises out of it, I were to point, in the upper extremity, to the strength and freedom of motion at the ball and socket joint of the shoulder,—to the firmness of the articulation at the elbow, with its admirable combination of mobility suited to the co-operation of the hands,—to the latitude of motion at the wrist, with its strength,—and to the fineness of the movements of the hand itself, divided among the joints of twenty-nine distinct bones—some, objecting with a show of reason, might say—The bones and forms of joints you are thus admiring, so far from being peculiarly suited to the hand of man, may be found in any other vertebrated animal ! But that remark would not abate our admiration ; it would only remind us that we

erred in looking at a part only, instead of embracing a comprehensive system; where by slight, hardly perceptible changes and gradations in the forms, the analogous bones were adjusted to every condition of animal existence.

Nothing can be adapted more correctly and appropriately for their object, than the bones by which the motions of the upper extremity are performed. We enjoy the power of bending and coiling the arm, extensively and freely—and of reaching the fingers to every part. Yet these bones, so truly admirable in man, are recognised in the fin of the whale, in the paddle of the turtle, and in the wing of the bird; we see the corresponding bones, perfectly suited to their purpose, in the paw of the lion, or the bear; and equally fitted for motion in the hoof of the horse, or in the foot of the camel; or adjusted for climbing or digging, in the long clawed feet of the sloth or bear.

It is obvious, then, that we should be unduly limiting our subject, if we did not consider the human hand in its relation to the corresponding organs of other animals: as exhibiting the bones and muscles, which in different animals are suited to particular purposes, so combined in the Hand as to perform, consistently with powerful exertion, actions the most minute and complicated. The wonder still is, that whether we examine the system in man, or in any of the inferior species of animals, nothing can be more curiously adjusted or appropriated; and whatever instance occupied our thoughts for the

time, we should be inclined to say, that to that particular object it had been framed.

The view which the subject opens, is unbounded. It is upon a knowledge of the system of which we are speaking, that the curious synthesis, by which we ascertain the nature, condition, and habits of an extinct animal, from the examination of its fossil remains, is grounded. To make the proper use of that department, we must understand what a fossil bone is.

A bone consists of many parts; but for our present purpose it is necessary to observe only that the hard substance, which we familiarly recognise as bone, is formed of an earthy material, the phosphate of lime, everywhere penetrated by membranes and vessels, as delicate as those in any other structures of the body. Fossil bones are those found imbedded in the earth, and they may be in different conditions. They may either retain their natural structure; or may have become petrified; that is to say, the animal matter may have been decomposed and dissipated, with the phosphoric acid of the phosphate of lime; and then, silicious earth, or lime in composition with iron, or iron pyrites, may by solution and infiltration fill the interstices of the original matter of the bone. Thus bone will be converted into stone, and be as permanent as the rock which contains it: it will retain the form though not the internal structure of its original.

Now that form, in consequence of the perfect system

which we have hinted at, becomes the proof of revolutions in the face of the earth the most extraordinary. By reasoning on such fossil bones, the mind of the inquirer is conducted back, not merely to the contemplation of the structure of the animal of which they are the remains, but by inference from the animal organisation, to that of the changes in the globe itself.

In the highest mountains of the old and new world, remains of marine animals are found; and on turning up the surface of our fields, or in the beds of rivers, huge bones are discovered; not in the loose soil only, but under the solid limestone rock: now the bones thus exposed become naturally a subject of intense interest, and bear unexpectedly on the inquiry in which we are engaged. Among other important conclusions, they enforce this—that not only does a scheme or system of animal structure pervade all classes of animals which now inhabit the earth, but that the principle of the same great plan of creation was in operation, and governed the formation of those animals which existed previous to the revolutions that the earth has undergone: that the excellence of form now visible in the human skeleton, was in the scheme of animal existence, long previous to the formation of man, before the surface of the earth was prepared for him, or suited to his constitution, structure, or capacities.

A skeleton is dug up, which has lain under many

fathoms of rock, being the bones of an animal which lived antecedent to that formation of rock, and at a time when the earth's surface must have been very different from what it now is. These remains prove that the animal must have been formed of the same constituent elements as those of the present day; that it had analogous organs—received new matter by digestion, and was nourished by means of a circulating fluid—possessed feeling through a nervous system, and was moved by the action of muscles. With regard also to other animals of the same period, we may infer that, as in those now alive, the organs of digestion, circulation, and respiration, would be modified by circumstances, in accordance with their habits and modes of living; and that such changes, being but variations in the system by which new matter is assimilated to the animal body, would always, however remarkable they were, bear a relation to the original type, as parts of one great design.

In examining these bones of the ancient world, so regularly are they constituted on the same principle evinced in animals which now inhabit the earth, that by observing their shape, and the processes* by which their muscles were attached, the anatomist can reduce the animals to which they belonged, to their orders, genera, and species, with as much precision as if the

* Processes are the projecting points of bone by which the tendons of the muscles are attached. To the anatomist, therefore, processes are indications of the condition of the muscles.

recent bodies had been submitted to his eye. Not only can we distinguish whether their feet were adapted to the solid ground, or to the oozy bed of rivers,—to speed, or to grasping and tearing; but judging, by these indications, of the habits of the animals, we acquire a knowledge of the condition of the earth during their period of existence: ascertain that at one time it was suited to the scaly tribe of the lacertæ, with languid motion; at another, to animals of higher organisation, with more varied and lively habits; and finally we learn, that at any period previous to man's creation, the surface of the earth would have been unsuitable to him.

We ought not to touch on this subject without one observation more. When the peasant, on turning up the great bones of some unknown animal, suspends his work and thinks he has discovered the limbs of a giant, he is more to be excused than the learned and ingenious, who seek from these natural appearances to illustrate the Scriptures. True religion is adapted to the sound capacities of all men—to that condition of mind which the individual experience of the good and evil of the world, sooner or later, brings with it: it is suited to man in every stage of the progress of society—to his weakness and to his strength; from which it becomes the real dispenser of equal rights. Had our religion been framed with a relation to science, it could not have been adapted to every man; least of all had it been related to that branch of natural know-

ledge which is called Geology—a science so obviously in its infancy, that but for its alliance with anatomy, it would have continued to present a scene only of confusion for ignorant wonderment.

It may then be asked, why do we cultivate those scientific subjects to which we apply the term Natural Religion? Because they agreeably enlarge our comprehension, and while they repress a too selfish enthusiasm, exalt the imagination. We all of ourselves proceed a certain length in the examination of natural phenomena; and the convictions arising from the survey are wrought into the opinions of every one. Yet when benevolent design is disclosed by new facts, or by things that are familiar being presented in a new light, we experience a fresh and cheerful influence. We are sensible of a renewed impulse; a gratification which interferes with no duty.

This opportunity may be taken to correct a notion which we have seen expressed, that certain imperfections are discoverable in the structure of some animals. Such an idea must have sprung from comparing these animals with ourselves, our structure, and sensibilities—instead of looking on them with reference to their peculiar conditions.

For example, the eloquent Buffon, when comparing the present races of animals with the fossil remains of individuals of the same family now extinct, expresses some singular opinions; which, although with reserve, have been adopted even by Cuvier. Buffon speaks

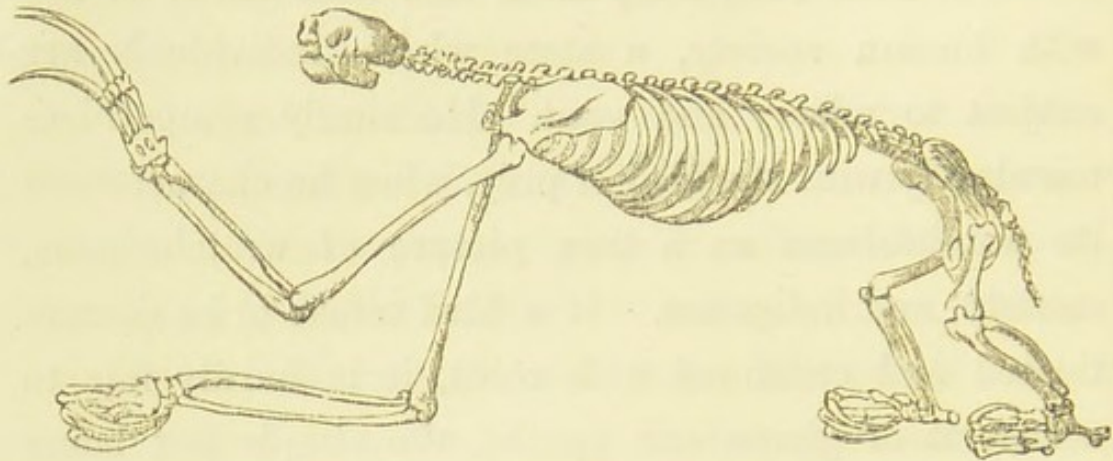
confidently of the unsuitableness of particular organs of animals, and of the derangement of their instincts. But it is from comparing them and their mode of life with human society, a state where individuals are subject to misery and want. He surely sympathises too closely with the bird of prey, when he characterises its watchfulness as a true picture of wretchedness, anxiety, and indigence. If a bird refuse to be domesticated and crammed with meat, it is hardly fair to accuse it of gloom and apathy, the simple fact being that such treatment is contrary to its natural habits and instincts. The animals which principally excite his commiseration, are of the tardigrade family : in the sloths, the Ai,* for example, the defect of organisation he supposes to be the greatest ; whilst the Unau,† he thinks only a little less miserably provided for existence.

In like manner, modern travellers express pity for these slow-paced animals. Whilst other quadrupeds, they say, range in boundless wilds, the sloth hangs suspended by his strong arms,—a poor ill-formed creature, deficient as well as deformed, his hind legs too short, and his hair like withered grass ; his looks, motions, and cries, conspire to excite pity ; and, as if this were not enough, they say that his moaning causes the tiger to relent and turn away. But that is not a true picture :

* *Bradypus tridactylus* :—*bradypus* (*slow-footed*), *tridactylus* (*three-toed*), of the order EDENTATA (*wanting incisor teeth*).

† *Bradypus didactylus* (*two-toed*).

the sloth cannot walk like many other quadrupeds, but he stretches out his arms, and if he can hook on his



SKELETON OF THE SLOTH.

claws to the inequalities of the ground, he drags himself along. This condition it is which gives occasion to such an expression as “the bungled and faulty composition of the sloth.” But if with his claws he can reach the branch or the rough bark of a tree, then will his progress be rapid; he will climb hand over head along the branches till they touch, thus getting from bough to bough, and tree to tree; in the storm he is most alive; it is when the wind blows, and the trees stoop, and the branches wave and meet, that he is upon the march.*

Accordingly, the compassion expressed by these philosophers for animals which they consider imperfectly organised, is uncalled for.† As well might they pity the larva of the summer fly, which creeps at the bottom of a pool, because it cannot yet rise upon the


* Waterton. † The subject is pursued at the end of the following chapter.

wing. As the insect, until its metamorphosis is perfect and its wings developed, has no impulse to fly, so there is no reason to suppose that a disposition or instinct is given to animals without a corresponding provision for motion. On the ground, the sloth may move tardily; his long arms and preposterous claws may then be an incumbrance; but in his natural place, among the branches of trees, they are of advantage in obtaining his food, and in giving him shelter and safety from his enemies.

It is not by our own sensations that we must estimate the movements of animals. In catching a fly the motion of the bill of the swallow or of the fly-catcher is so rapid that we do not see it, but only hear the snap. On the contrary, how very different are the means employed by the chameleon for obtaining his food; he lies more still than the dead leaf, his skin like the bark of the tree, and taking the hue of the surrounding objects: whilst other animals evince excitement conforming to their rapid motions, his shrivelled face hardly indicates life; his eyelids are scarcely parted; he protrudes his tongue towards the insect, with a motion so imperceptible, that it is touched and caught more certainly than by the most lively action. Thus, various creatures, living upon insects, reach their prey by different means and instincts; some by rapidity of motion, which gives no time for escape, others by a languid and slow movement that excites no alarm.

The loris, a tardigrade animal, might be pitied too

for the slowness of its movements, if these were not necessary to its very existence. It steals on its prey



by night, and extends its arm towards the bird on the branch, or the great moth, with a motion so imperceptibly slow, as to make sure of its object.* Just so the Indian, perfectly naked, his hair cut short, and his skin oiled, creeps under the canvas of the tent, and moving like a ghost, stretches out his hand with a motion so gentle as to displace nothing, not even disturbing those who are awake and watching. Against such thieves, we are told, it is hardly possible to guard. And thus,

* It may be well to notice some other characters that belong to animals, inhabitants of the tropical regions, which prowl by night. The various creatures that enliven the woods in the day-time, in these warm climates, have fine skins, and smooth hair; but those that seek their prey at night have a thick coat like animals of the arctic regions. What is this but to be clothed as the sentinel whose watch is in the night? They have eyes, too, which, from their peculiar structure, are called nocturnal, being formed to admit a large pencil of rays of light, and having the globe full and prominent, and the iris contractile, to open the pupil to the greatest extent. We have seen how their motions and instincts correspond with their nocturnal habits.

the necessities or vicious desires of man subjugate him, and make him acquire by practice the wiliness implanted in brutes as instinct. Or we may say that endowed with reason, man is brought to imitate the irrational creatures, and so to vindicate the necessity for their particular instincts; of which every class affords examples.

In insects, the illustrations of such actions are as striking, as in the loris, or the chameleon. Evelyn describes a spider (*Aranea scenica*) as exhibiting remarkable cunning in catching a fly. "Did the fly, (he says), happen not to be within a leap, the spider would move towards it, so softly, that its motion seemed not more perceptible than that of the shadow of the gnomon of a dial,"* and then it would suddenly pounce upon its prey.

I would only remark further, that we are not to account this slowness a defect, but rather an appropriation of muscular power: since in some animals, the same muscles which at one time produce a motion so slow as to be hardly perceptible, can at another act with the velocity of a spring.


Now Buffon, speaking of the extinct species of the tardigrade family, has represented them as monsters,

* The passage continues—"if the intended prey moved, the spider would keep pace with it exactly as if they were actuated by one spirit, moving backwards, forwards, or on each side without turning. When the fly took wing and pitched itself behind the huntress, she turned round with the swiftness of thought, and always kept her head towards it, though to all appearance as immoveable as one of the nails driven into the wood on which was her station; till at last, being arrived within due distance, swift as lightning she made the fatal leap, and secured her prey."—Evelyn, as quoted by Kirby and Spence.

by defect of organisation : as attempts of nature, wherein she has failed to perfect her plan : implying that she has produced animals which must have lived miserably, and which she has effaced from the list of living beings as failures. The Baron Cuvier does not express himself more favourably, when he says of the existing species, that they present so little resemblance to the organisation of animals generally, and their structure is so much in contrast with other creatures, that he could believe they were the remnants of an order unsuited to the present system of nature ; and we must seek for their congeners in the interior of the earth, in the ruins of the ancient world.

But the animals of the Antediluvian world were not monsters ; there was no lusus or extravagance. Hideous as they appear, and like the phantoms of a dream, they were adapted to the condition of the earth when they existed. I could have wished that our naturalists had applied to the inhabitants of that early condition of the globe, names less scholastic ; we have the plesiosaurus, and plesiosaurus dolichodeiros, and ichthyosaurus, megalosaurus, and hylæosaurus, and iguanodon, pterodactyles, with long and short beaks, tortoises, and crocodiles ; these are found among reeds and grasses of gigantic proportions, algæ and fuci ; and a great variety of mollusca, of inordinate bulk compared with those of the present day, as ammonites and nautili, are discovered in the same spots. Every thing declares that these animals inhabited shallow seas, and estuaries, or great

inland lakes: that the surface of the earth, at these parts, did not rise up in peaks and mountains, or per-



pendicular rocks bound in the seas; but that it was flat, slimy, and covered with a loaded and foggy atmosphere. Looking to the class of animals, as we have enumerated them, such a condition of the earth would correspond with them: they were scaly; they swam in water, or crept upon the margins; they were not exposed to animals possessing greater rapidity of motion, nor were there birds of prey to stoop upon them; there was, in short, a balance of the power of destruction and of self-preservation, the same as we see now obtaining in higher animals since created, with infinitely varied instincts and means for defence or attack. There is, indeed, every reason to believe that at that period, the classes mammalia and birds* were not created. And it seems obvious that if man had been placed upon the

* In the secondary strata, of the period sometimes called by geologists "the age of Reptiles," fossil foot-prints, supposed to be the impressions on mud of the feet of Birds of gigantic stature, have been recently found.—(S.)

earth, when it was in that condition, he must have had around him a state of things neither suited to his constitution nor calculated to call forth his capacities.

It is hardly possible to watch the night and view the break of day in a fine country, without being sensible that our pleasantest perceptions refer to the scenery of nature; and that we have feelings in sympathy with every successive change, from the first streak of light until the whole landscape is displayed in valleys, woods, and sparkling waters. The changes on the scene are not more rapid than the transitions of the feelings which attend them. Now, all these sources of enjoyment, the clear atmosphere and the refreshing breezes, are as certainly the result of the several changes which the Earth's surface has undergone in the different epochs of its formation, as the displaced strata within its crust are demonstrative of those changes. We have every reason to conclude that these revolutions, whether they have been slowly and progressively accomplished, or by sudden, vast and successive convulsions, were necessary to prepare the earth for that condition which should correspond with the faculties to be given to Man, and be suited to the full exercise of his reason, as well as to his enjoyment.

If a man contemplate the common objects around him—if he observe the connexion between the qualities of things external and the exercise of his senses, between the senses so excited, and the condition of his mind, he will perceive that he is in the centre of a

magnificent system, prepared for his reception by a succession of revolutions which have affected the whole globe; and that the strictest relation is established between his intellectual capacities and the material world.

In the succeeding chapter, we shall take a comparative view of the anatomy of the arm; and as we trace the same parts through different genera and species of animals, some extraordinary changes in their forms will be presented. But before proceeding to make that survey, we are naturally called upon to notice certain opinions which prevail on the subject.

However interesting the recent inquiries of geologists may be, they encourage a certain licence of fancy. During the remote periods, dark in every sense, when mounds of stratified rock were forming under interminable seas, what were the animated beings suited to live in the then condition of the elements, must be matter of conjecture. Materialists have long entertained the question, did the first egg proceed from a bird, or the bird from the egg?—But the hundred and ninety-nine theories on the sources of life and organisation, and on the origin of animals, whether by ancient or modern philosophers, are all fanciful, wild, and unphilosophical, having no ground to rest upon!—Nothing is satisfactory until it is declared and believed, that it has been the will of an Omnipotent Being to create—to form the earth and to give life; and that it was He who appointed the changes to be wrought on the material,

and gave the animating principle to produce organisation in correspondence with these changes.

We have already hinted that, in the stratified rocks composing the crust of the earth, geologists have discovered proofs of a regular succession of formations; and that animals of very different structure have been imbedded, and are preserved in these successive layers. In the earlier formed strata, animals are found which are low, as we choose to express it, in the chain of existence; in higher strata, oviparous reptiles of great bulk, and more complex structure, are discovered; above the strata containing these oviparous reptiles, there are found mammalia; and in the more superficial and recent strata, are the bones of the mastodon, megatherium, rhinoceros, and elephant, &c. We must add, that geologists agree that Man has been created last of all.

Upon these facts, a theory is raised, that there has been a succession of animals gradually increasing in the perfection of their structure; that the first impulse of nature was not sufficient to the production of the highest and most perfect, and that it was only in her mature efforts that mammalia were produced.

But we are led to this reflection: that the very formation of a living animal, the bestowing Life on a corporeal frame, however simple the structure, is of itself an act of Creative Power so inconceivably great, that we cannot regard any change in the organisation, such as providing bones and muscles, or producing new organs of sense, as evincing a higher effort of that Power.

In exploring, therefore, the varieties of animated nature, at those distinct epochs, we have a better guide, when we acknowledge the manifest Design with which all has been accomplished; and the adaptation of the animals, their size, their economy, their organs, and instruments, to their condition.

Whether we make the most superficial or most profound examination of animals in their natural state, we shall find that the varieties are so balanced as to insure the existence of all. This, we think, goes far to explain why the remains of certain animals are found in strata which indicate a peculiar condition of the earth's surface; and why particular animals only are found grouped together. For, as we may express it, if there had been an error in the grouping, there must have been a destruction of the whole; because the balance necessary to their existence must have been destroyed.

We know very well that so minute a thing as a fly will produce millions of the same kind, which, if not checked, will ere long darken the air and render whole regions desolate; so that if the breeze does not carry them in due time into the desert or into the ocean, the ravages committed by them will be most fearful. As in the present day every creature has its natural enemy, or is checked in production, sometimes by a limited supply of food, sometimes by disease, or by the influence of seasons, and as in the whole a balance is preserved, so we may reasonably apply the same principle to explain the condition of things existing in the earlier stages of

the world's progress. Certainly, by what we have as yet discovered in the grouping of animals, in the different stratifications or deposits of the earth, this view is borne out.

If the naturalist or geologist, exploring the rocks of secondary formation, should find inclosed within them animals of the class mollusca, it would agree with his pre-conceived notions, that animals of their simple structure alone existed during the subsidence of the material of which the rock consists. But if the spine of a fish, or a jawbone, or a tooth, were discovered, he would be much disturbed; because here was the indication of an animal having been at that time formed on a different type,—on that plan which belongs to animals of a superior class. Had he, on the contrary, supposed that animals were created with a relation to those circumstances to which we have just alluded, the discovery of such remains would only imply that certain animals, which had hitherto increased undisturbed, had arrived at a period when their numbers were to be limited; or that the condition of the elements, and the abundance of food were now suited to the existence of a species of the vertebrata.

The principle, then, in the application of which we shall be borne out, is, that there is an adaptation, an established and universal relation between the instincts, organisation, and instruments of animals, on the one hand, and the elements in which they are to live, the position which they are to hold, and their means of

obtaining food, on the other ;—and this holds good with respect to the animals which have existed, as well as those which now exist.*

In discussing the subject of the progressive improvement of organised beings, it is affirmed that man, the last created of all, is not superior in organisation to the others ; and that if deprived of intellectual power, he is inferior to the brutes. I am not arguing to support the theory of the gradual development and improvement of animals ; but, however indifferent to the tendency of the argument, I must not admit the statement. Man is superior in organisation to the brutes—superior in strength—in that constitutional property which enables him to fulfil his destinies, by extending his race in every climate, and living on every variety of nutriment. On the other hand, gather together the most powerful brutes, from the arctic circle or torrid zone, to some central point—so ill suited is their constitution to the change, that diseases will be generated, and they will be destroyed. With respect to the superiority of man being in his mind, and not merely in the provisions of his body, it is no doubt true ;—but as we proceed, we shall find how the Hand supplies all instruments, and by its correspondence with the intellect, gives him universal dominion. It presents the last and best proof in the order of creation, of that principle of adaptation which evinces design.

* These questions have given rise to controversy among eminent geologists. See Sir Charles Lyell's anniversary address, 1851.

Another opinion requires to be noticed. It is alleged that the variety of animals existing in the world is not a proof of design, or of there being a relation between the formation of their organs and the necessity for their exercise; but it is supposed that the circumstances in which the animals have been placed are the cause of the variety. It is pretended, that, in the long progress of time, the influence of these circumstances has produced a complication of structure out of an animal which was at first simple. We shall reserve the discussion of this theory until we have the data before us; which alone, without much argument, will suffice, we think, to overthrow it.

I may notice shortly another idea entertained by some naturalists, who are pleased to reduce these differences in the structure of animals, to general laws. It is affirmed that in the centre of the animal body, no disposition to change is manifested; whilst in the extremities, on the contrary, surprising variations of form are exhibited. If this be a law, there is no more to be said about it; the inquiry is terminated. But I contend that the term is quite inapplicable, and worse than useless, as tending to check inquiry. Why is the variation in the form most common in the extremities, whilst towards the centre of the skeleton there is comparative permanence? I conceive the rationale to be this; that the central parts, by which in fact we mean the skull, spine, and ribs, are in their offices permanent; whilst the extremities are adapted

to every exterior circumstance. In all animals, the office of the cranial part of the skull is to protect the brain, that of the spine to contain the spinal marrow, and that of the ribs to perform respiration ; why should we expect these parts to vary in shape, while their offices remain the same? But the shoulder, on the contrary, must vary in form, as it does in motion, in different animals ; so must the shape of the bones and of the joints more distant from the centre be adapted to their various actions ; and the carpus, tarsus, and phalanges,* must change more than all the rest, to accommodate the extremities to their diversified offices. Is it not more pleasing to see the reason of this most surprising adjustment, than merely to say it is a law?†

There is yet another opinion, which after perusing the following chapter, will suggest itself to those who have read the more modern works on Natural History. It is supposed that the same elementary parts belong to all animals ; and that it is to the transposition of these elementary parts that the varieties in their structure are attributable. I find it utterly impossible to follow up that theory to the extent which its abettors would persuade us to be practicable. I object to it as a means of engaging us in very trifling pursuits—and of diverting the mind from the truth ; from that

* Carpus, the wrist ; tarsus, the ankle or instep ; phalanges, the rows of bones forming the fingers or toes.

† See the Additional Illustrations in the Appendix, p. 325.

conclusion, indeed, to which I may avow it to be my intention to carry the reader. But this discussion also must follow the examples; and we shall resume it in a latter part of the volume.





CHAPTER III.

THE COMPARATIVE ANATOMY OF THE HAND.

IN this inquiry, we have before us what in the strictest sense of the word is a System. Of the extensive division of the animal kingdom which we are about to review, viz., the vertebrated animals, all the individuals possess a cranium for the protection of the brain,—a heart, implying a peculiar circulation,—and five distinguishable organs of sense; but the grand peculiarity, whence the term vertebrated is derived, is to be found in the Spine—that chain of bones which connects the head and body, and, like a keel, serves as the foundation of the ribs, or as the basis of the fabric through which respiration is performed.

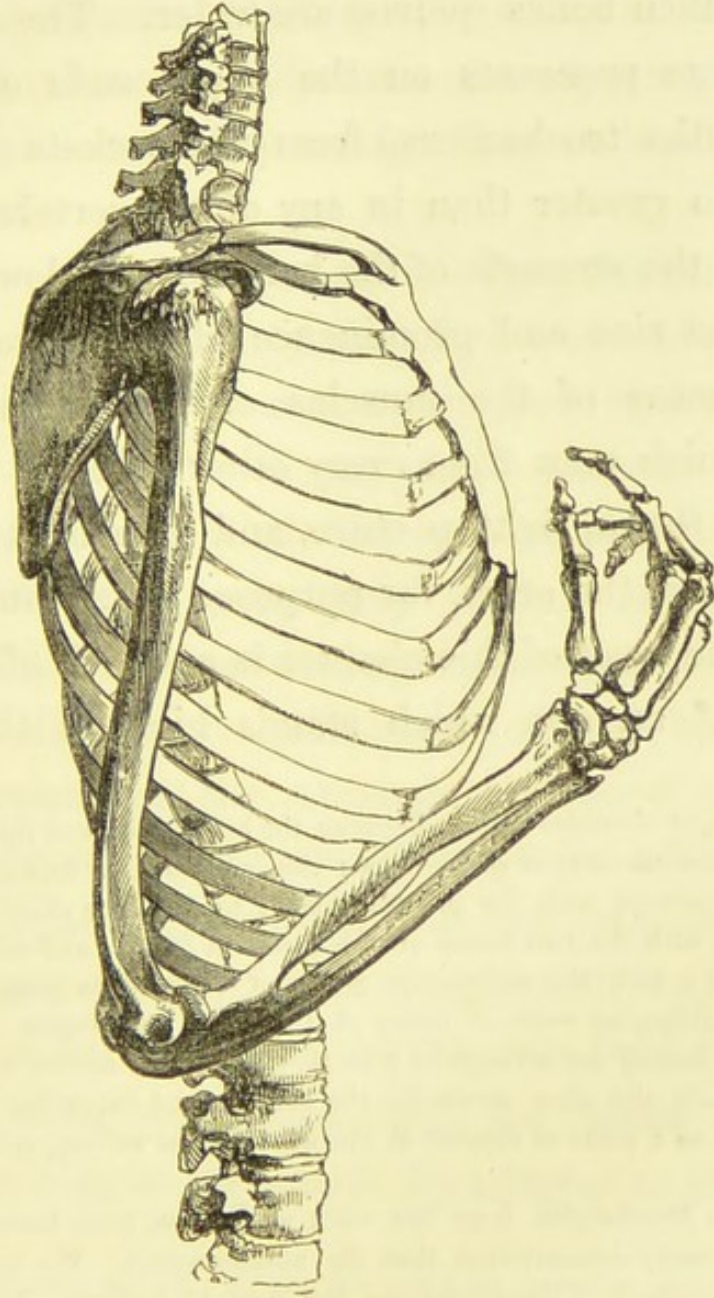
We are to confine ourselves, as we have said, to a portion only of this combined structure; to examine separately the Anterior Extremity, and to observe the

adaptation of its parts, through the whole range of the vertebrated animals. We shall view it as it exists in Man, and in the higher division of animals which give suck, the mammalia; and in those which propagate by eggs, the oviparous animals, birds, reptiles, and fishes. In so doing, we shall find the bones composing it identified by certain common features, and yet in all the series, from the arm to the fin, adjusted to various purposes. We shall recognise the same bones formed, in the mole, into a powerful apparatus for digging, by which the animal soon covers itself, and burrows its way under ground; in the wing of the eagle we shall count every bone, and find that although adapted to a new element, they are as powerful to rise in the air, as the fin of the salmon is to strike through the water; the solid hoof of the horse, the cleft foot of the ruminant, the paw with retractile claws of the feline tribe, and that with long folding nails of the sloth, are among the many changes in the adjustment of the same chain of bones, which ministers in man to the compound motions of the Hand.

Were it my purpose to teach the elements of this subject, I should commence by examining, in the lowest vertebrated animals, the earliest traces of the bones of the anterior extremity, with the gradually increasing resemblance to the human arm, as we ascended in the scale; and I should then point out the greater variety of uses served by them in the higher animals. But since my present object is illustration

only, I shall begin with the human arm; and dividing it into the Shoulder, Arm, and Hand, treat each subdivision with a reference to its structure in inferior animals.

OF THE SHOULDER.*



* This figure represents the spine, ribs, breast-bone, and cartilages, with the bones of the arm; on the upper and back part of the chest, loosely rests

In viewing the human figure, or human skeleton, in connexion with our present subject, we cannot fail to remark the strength and solidity which belong to the lower extremities, in contrast with those of the superior. Not only are the lower limbs proportionably longer and larger in man than in any other animal, but the haunch bones (pelvis) are wider. The distances of the large processes on the upper ends of the thigh bones (the trochanters,) from the sockets of the hips, are also greater than in any of the vertebrata. Altogether, the strength of the bones of the lower extremities, the size and prominence of their processes, the great mass of the muscles of the loins and hips, distinguish man from every other animal; they secure to him the upright posture, and give him the perfect freedom of the arms, for purposes of ingenuity and art.

At the head of this chapter is a sketch of the Chimpanzee,* an ape which stands high in the order of

the scapula, or shoulder-blade; between the breast-bone and tip of the shoulder is placed the clavicle, or collar-bone; the arm-bone, or humerus, at its upper end, is articulated with the shoulder-blade, to form the shoulder-joint; at its lower end, with the two bones of the fore-arm (radius and ulna) to form the elbow-joint; with the radius, the group of wrist-bones (carpal), and through them the diverging rows of bones of the hand and fingers (metacarpal and phalangeal bones) are articulated; so that the hand moves with and on the radius; while the ulna serves for the bending and extending motions of the elbow, and as a point of support at the wrist for the rolling, coiling motions of the radius.

* *Simia troglodytes*, from the coast of Guinea, more human in its form, and more easily domesticated than the ouran-outang. We would do well to consider the abode of these creatures in a state of nature—that they reside in vast forests, extending in impenetrable shade below, whilst above and exposed to the light, there is a scene of verdure and beauty. Such is the home of the monkeys and lemurs, that possess extremities like hands. In many of them the hinder extremity has a more perfect resemblance to a hand than the

quadrumana. Yet we cannot mistake his capacities ; that the lower extremities and pelvis, or hips, were never intended to give him the erect posture, or only for a moment ; but for swinging, or for a vigorous pull, who can deny the power in these long and sinewy arms.

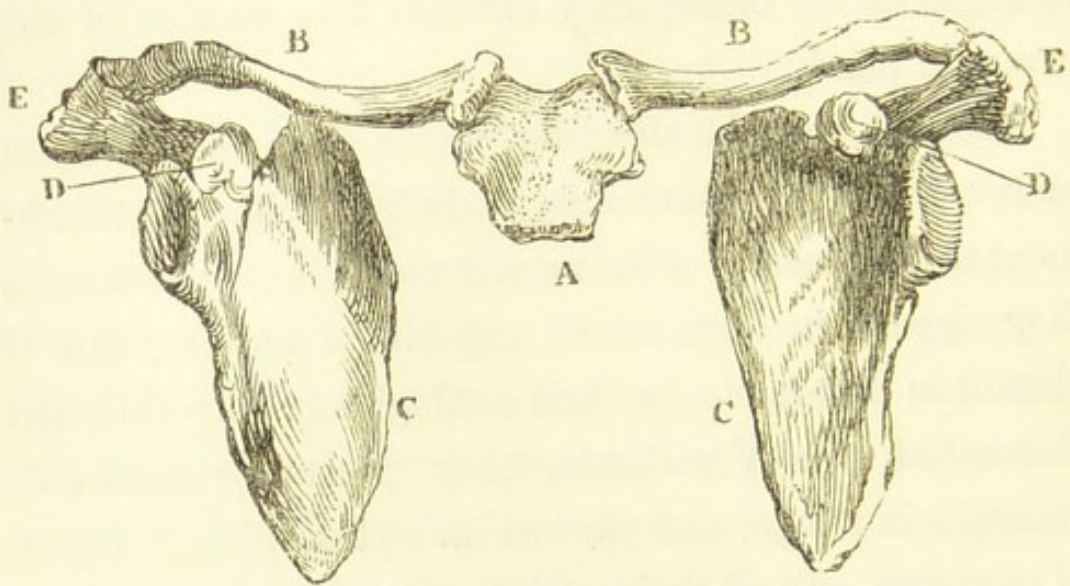
The full prominent shoulders, and consequent squareness of the trunk, are equally distinctive of man with the strength of his loins ; they indicate free motion of the arm and hand.

The bones of the shoulder, which form the centre of motion of the upper extremity, and afford origins of attachment to the muscles of the arm, are simple in structure as they appear in man, or in any single animal ; but if viewed in reference to their analogies in the different classes of the Vertebrata, they present remarkable varieties in shape, and assume an extraordinary degree of intricacy. In all their modifications of form, however, and notwithstanding the strange variations in the neighbouring parts, they retain their proper offices. In man, these bones lie supported on the ribs, and are directly connected with the great apparatus of respiration ; but in certain animals, as in the frog, we shall see the ribs, as it were, withdrawn, and the bones of the shoulder curiously and mechanically adapted to perform

anterior ; in the Coaita (p. 19), we see the great toe assuming the characters of a thumb, whilst in the fore-paw the thumb is not distinguishable, but is hid in the skin. In short, these paws are not approximations to the hand, corresponding with a higher ingenuity, but are adaptations of the feet to the branches on which the animals climb and walk.

their office, of giving a firm foundation to the extremity, without the support of the thorax. We shall not, however, anticipate the difficulties of the subject; but look first upon what is more familiar and easy, the shoulder in man, as compared with some of its varieties in the mammalia.

OF THE CLAVICLE.*



SCAPULAR ARCH OF MAN.

The clavicle, or collar bone, (B) runs across from the breast bone (A) to the tip of the shoulder (E). The square form of the chest, and the free exercise of the hand, are very much owing to this bone. It keeps the shoulders apart from the chest, and throws the action of the muscles proceeding from the ribs, upon the arm bone; which would otherwise be drawn inwards, and contract the upper part of the trunk.

* A, Triangular portion of the Sternum, or breast-bone. B, B, Clavicle or collar-bone. C, C, Scapula, or shoulder blade. D, Coracoid process of the Scapula. E, Acromion process of the Scapula, forming the tip of the shoulder.

If we examine the motions of the anterior extremity in different animals, it will guide us to see why in some this bone is perfect, and in others, entirely wanting. Animals which fly, or dig, or climb, as bats, moles, porcupines, squirrels, ant-eaters, armadilloes, and sloths, possess the collar bone; for having a lateral or outward motion of the extremity, that bone is required to keep the shoulders apart. There is also a degree of freedom of motion in the anterior extremity of the lion, cat, dog, martin, and bear; they strike with the paw, and rotate the wrist more or less extensively: and they have therefore a clavicle, though an imperfect one. In some of these, as the lion, the bone occupying the place of the collar bone is very imperfect indeed; although attached to the shoulder, it does not extend to the breast bone (A), but lies concealed in the flesh, and is like a mere rudiment of the bone. Yet, however imperfect, it marks a correspondence in the bones of the shoulder to those of the arm and paw, and the extent of motion enjoyed.

When the bear stands up, we perceive by his ungainly attitude and the movements of his paws, that there must be a wide difference in the bones of his upper extremity, from those of the hoofed or cleft-footed animal. He can take the keeper's hat from his head, and hold it; or can hug an animal to death. The ant-bear especially, as he is deficient in teeth, possesses extraordinary powers of hugging with his great paws; and, although harmless in disposition, he can on occasion squeeze his enemy, the jaguar, to death.

These actions, and the power of climbing, result from the structure of the shoulder, from there being a collar bone, however imperfect.



Although in man the clavicle is perfect, thereby corresponding with the extent and freedom of motion of his hand, yet in some animals which dig or fly, as the mole and bat, the bone is comparatively stronger and longer.

Preposterous as appears the form of the kangaroo, yet, even in this animal, a relation is preserved between the extremities. He sits, upon his strong hind legs and tail, tripod like, with perfect security; and has his fore paws free. He has a clavicle, and it is from possessing that bone and the corresponding motions, that he can employ his paws as a means of defence; for with the anterior extremities he will seize the most powerful dog, and then drawing up his hinder feet, dig

his sharp pointed hoofs into his enemy, striking out, and tearing him to pieces. Though possessed therefore of no great speed, and unprovided with horns, teeth, or claws, but, as we should suppose, totally defenceless, nature has not been negligent of his protection.*

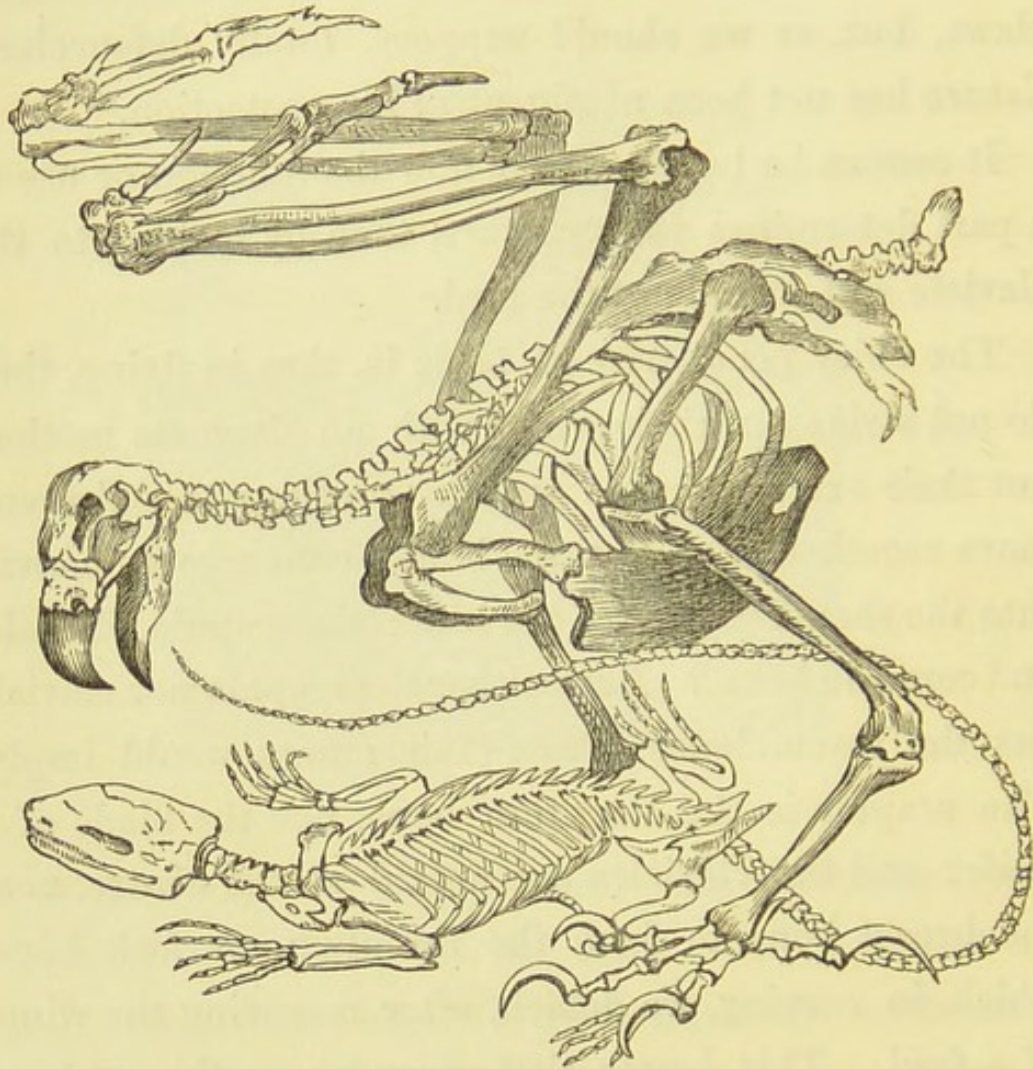
It cannot be better shown, how the function or use of a part determines its structure, than by looking to the clavicle and scapula of the bird.

The chief peculiarity of birds is, that in flying, they do not strike out their wings with an alternate motion, but their extremities, as we may continue to call them, move together. Now, three bones converge to constitute the shoulder joint of the bird: the scapula, clavicle, and coracoid bone.† But neither the scapula nor clavicle has the resemblance which their names would imply. The scapula is the long thin bone, like the blade of a knife: and the clavicles are united at the centre, near the breast bone, to form the furculum, or fork bone, which, in carving, we detach, after removing the wings of a fowl. This leaves that stronger portion of bone

* In the form of the kangaroo, and especially in its skeleton, there is something incongruous, and in contrast with the usual shape of quadrupeds. The head, trunk, and fore-paws, appear to be a portion of a smaller animal unnaturally joined to the legs of another of greater dimensions and strength. It is not easy to say what are, or what were, the exterior relations corresponding with the very peculiar form of this animal; but the interior anatomy is accommodated, in a most remarkable manner, to the enormous hinder extremities. The subject is taken up in the "Additional Illustrations" at the latter part of the volume, on the "General form of the skeleton."

† In man, the coracoid bone, is a *process* of the scapula; appearing to grow from it, it has been so described; but late comparative researches into the question of "the type" of the vertebral skeleton, make it appear that, although joined in man to the shoulder blade, the coracoid is a distinct, elementary bone of the "Scapular arch," or basis of the upper extremity.—S.

which is articulated with the breast bone, as a new part :
and although it corresponds with the place of the clavicle,



SKELETONS OF EAGLE AND LIZARD.

yet from its bearing an analogy to a process of the irregularly formed scapula in mammalia, it is called coracoid bone. However this may be, what we have to admire, is the mode in which the bones are fashioned to strengthen the articulation of the shoulder, and to give extent of surface for the attachment of the muscles which move the wings, as long levers, in flight.

OF THE SCAPULA.

By attending to the scapula, or shoulder-blade, we shall better understand the influence of the bones of the shoulder on the motions and speed of animals. The scapula is that flat triangular bone (see page 47), which lies on the ribs, and is cushioned with muscles. On its anterior angle there is a depressed surface, the glenoid cavity or socket for the arm-bone. The scapula shifts and revolves on the ribs with each movement of the arm. To produce these movements the muscles converge towards it from all sides, from the head, spine, ribs, and breast-bone, and by acting in succession, they roll the scapula and toss the arm, in every direction. When the muscles combine in action, they fix the bone; and either raise the ribs in drawing breath, or give firmness to the whole frame of the trunk.

Before remarking further on the influence of the scapulæ on the motions of the arms, I shall give an instance to prove their importance to the function just referred to, that of assisting in drawing in the breath. Hearing that there was a poor lad of fourteen years of age, born without arms, and whose unhappy condition had excited the benevolence of some ladies, I sent for him. I found that indeed he had no arms, but he had clavicles and scapulæ. When I made this boy draw his breath, the shoulders were elevated; that is to say, the scapulæ being drawn up, became the fixed

points from which the broad muscles diverging from it towards the ribs, acted in raising and expanding the chest in respiration. We would do well to remember this double office of the scapula and its muscles; that, whilst it is the foundation of the bones of the upper extremity, and never wanting in an animal that has the most remote resemblance to an arm, yet it is the centre also and *point d'appui* of the muscles of respiration, and acts in that capacity, even when there are no extremities at all.*

We have seen that it is only in certain classes of animals, that the scapula is articulated to the trunk by bone through the medium of a clavicle. A slight depression, therefore, on that process of the scapula (acromion process, E. fig. p. 50) to which the clavicle is attached, when discovered in a fossil bone, will declare to the geologist the class to which the animal belonged. For example, there are brought over to this country the bones of the *Megatherium*, an animal which must have been larger than the elephant; of the anterior extremity, the scapula only has been found; but on the end of the process, called acromion, of this bone, the mark of the attachment of a clavicle is discovered. Now that alone points out the whole constitution of the extremity; that it enjoyed perfect freedom of motion. Other circumstances will declare whether

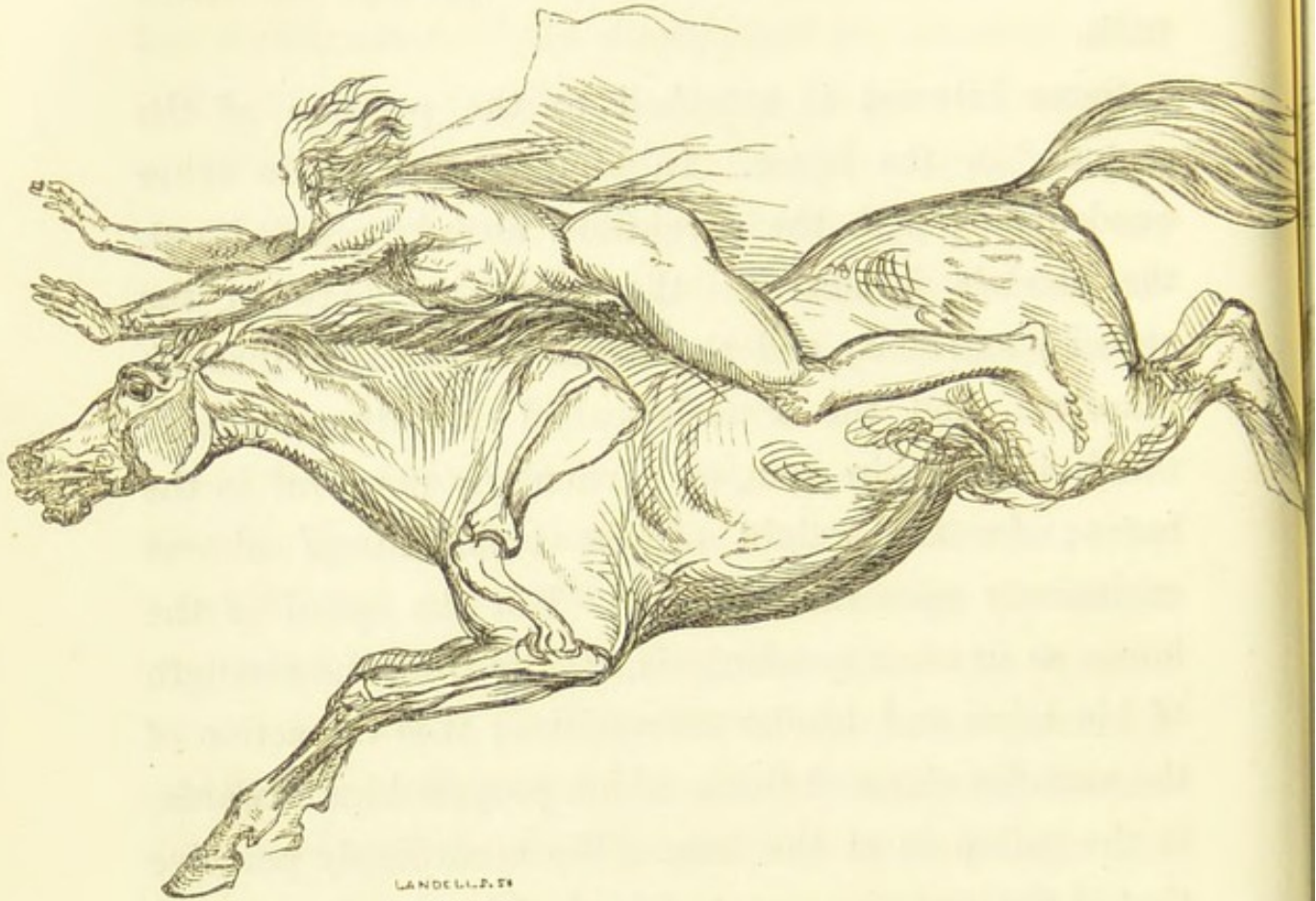
* Some curious facts, illustrative of this office of the muscles of the arm situated on the chest, are stated in the author's paper on the Voice; in the *Philosophical Transactions*. 1832.

that extensive motion was bestowed to enable the animal to dig with its huge claws, like some of the edentata, or to strike out in defence, like the feline tribe.

Some interest is attached to the position of the scapula, in the horse. In him, as well as in other quadrupeds, with the exceptions already pointed out, the clavicle is absent; the connexion between the anterior extremity and the trunk exists solely through muscles: and the muscle called serratus magnus, which is large in man, is particularly powerful in the horse; for the weight of the trunk hangs almost exclusively upon this muscle.* But the speed of the horse, as in most quadrupeds, results from the strength of his loins and hinder extremities; it is the action of the muscles situated there, which propels him forwards, in the gallop or at the leap. We accordingly perceive that if the anterior extremities had been joined to the trunk firmly, as by a clavicle, that bone could not have withstood the shock from the descent of the whole weight of the animal when thrown forwards. Even though the fore legs had been formed as powerful as the posterior extremities, they would have suffered fracture or dislocation. We cannot but admire, therefore, this provision, in all quadrupeds whose speed is great and spring extensive, for diminishing the shock of descending, and giving an elasticity to the anterior extremities.

* The serratus magnus, attached extensively to the ribs near the breast-bone, ascends convergingly to the upper border of the scapula, near the withers.

In observing the relative position of the bones of the anterior extremity in the horse, we shall perceive that



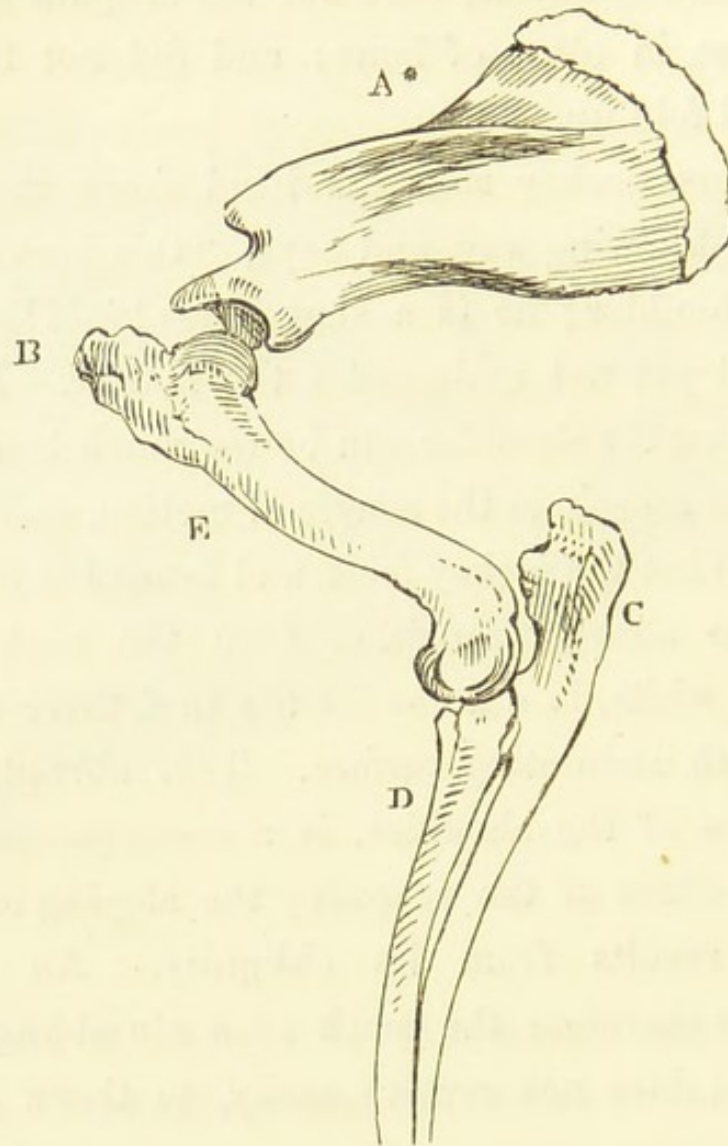
the scapula is oblique to the chest; the humerus oblique to the scapula; and the bones of the fore-arm at an angle with the humerus. Were these bones arranged in a straight line, end to end, the shock of alighting would be conveyed as through a solid column; and the bones of the foot, or the joints, would suffer from the concussion. When the rider is thrown forwards on his hands, and more certainly when he is pitched on his shoulder, the collar bone is broken; because in man, this bone forms the link of connexion between the shoulder and the trunk, and it accordingly

receives the whole shock. Now the same would happen in the horse, the stag, and all quadrupeds of great strength and swiftness, were not the scapulæ sustained by muscles, in place of bone; and did not the bones recoil and fold up.

The horse-jockey runs his hand down the horse's neck, in a knowing way, and says, "this horse has got a heavy shoulder; he is a slow horse!" He may be right, and yet not understand the matter. It is not possible that the shoulder can be too much loaded with muscle, for muscle is the source of motion, and bestows power. What the jockey feels, and forms his judgment on, is the abrupt transition from the neck to the shoulder; while, in a horse for the turf, there ought to be a smooth undulating surface. This abruptness, or prominence of the shoulder, is a consequence of the upright position of the scapula; the sloping and light shoulder results from its obliquity. An upright shoulder is therefore the mark of a stumbling horse: the scapula does not revolve easily, to throw forward the foot.

Much of the strength, if not the freedom and rapidity of motion of a limb, will depend on the angle at which the bones lie to each other; for that mainly affects the insertion, and, consequently, the power of the muscles. We know, and may every moment feel, that when the arm is extended, we possess little power in bending it; but in proportion as we bend it, the power is increased. This is owing to the change in the direction of the

muscular force acting upon the bone; or, in other words, to the tendon of the muscle becoming more

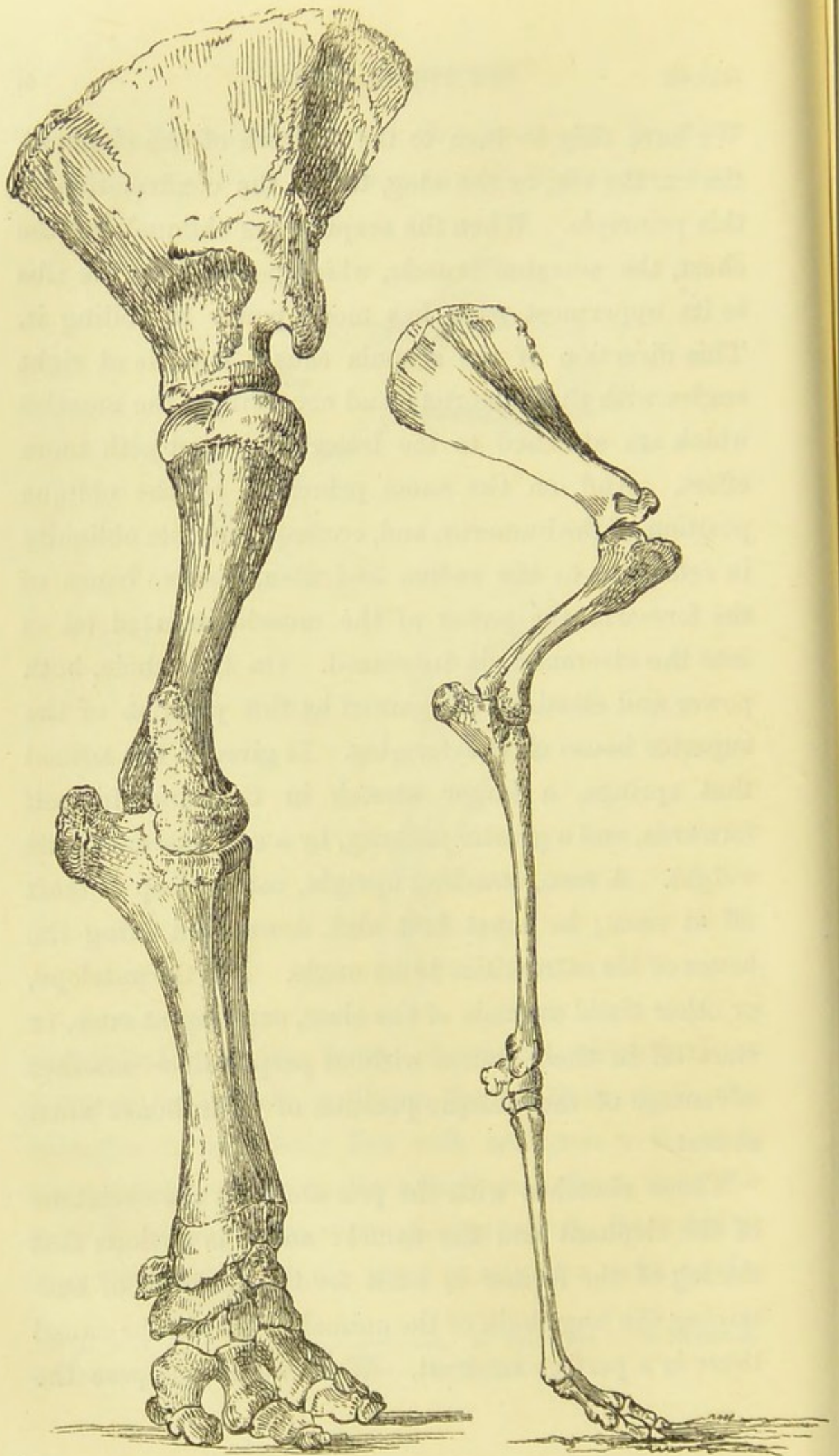


perpendicular to the lever. A scapula which inclines obliquely backwards, increases the angle at which the humerus, or arm bone lies with reference to it: and, consequently, the muscles which pass from it to the arm bone, will act with greater effect, from being inserted into that bone more nearly at a right angle.

* A. Scapula. E. Humerus, or arm-bone. B. Tuberosity of the Humerus.
C. Olecranon, or projection of the Ulna. D. Radius.

We have only to turn to the skeleton of the elephant, the ox, the elk, or the stag, to see the confirmation of this principle. When the scapula lies obliquely on the chest, the serratus muscle, which passes from the ribs to its uppermost part, has more power in rolling it. This direction of the scapula causes it to lie at right angles with the humerus; and accordingly the muscles which are attached to the latter (at B), act with more effect. And on the same principle, by the oblique position of the humerus, and, consequently, its obliquity in reference to the radius and ulna, the two bones of the fore-arm, the power of the muscle inserted (at c) into the olecranon, is increased. On the whole, both power and elasticity are gained by this position of the superior bones of the fore-leg. It gives to the animal that springs, a larger stretch in throwing himself forwards, and a greater security, by a soft descent of his weight. A man, standing upright, cannot leap or start off at once; he must first sink down, and bring the bones of his extremities to an angle. But the antelope, or other timid animals of the class, can leap at once, or start off in their course without preparation—another advantage of the oblique position of their bones when at rest.

These sketches with the pen are from the skeletons of the elephant and the camel: and it is obvious that the leg of the former is built for the purpose of sustaining the huge bulk of the animal, whilst in the camel there is a perfect contrast. Were we to compare the




bones of the larger animal with any style of architecture, it would be with the Egyptian; or rather, from their huge and shapeless form, and being piled over each other, as if destined more to sustain weight than to permit motion, they might be likened to the unwrought masonry in the Cyclopiian walls of some ancient city.

We further perceive, from the comparison of these sketches, that if the humerus be placed obliquely, it must necessarily be short; otherwise the leg would be thrown too far back, making the head and neck project inordinately. It is one of the "points" of a horse to have the humerus short. And not only all animals of speed, but birds of long flight, as the swallow, have the humerus short. This is owing, I think, to another circumstance, that the shorter the humerus, the quicker will be the extension of the wing: for as the further extremity of the bone, when short, will move in a lesser circle, the gyration will be more rapid.

If we continue this comparative view of the bones of the shoulder, we shall be led to notice other curious modifications. In man and mammalia, two objects we have seen, are attained in the construction of these bones; besides forming the basis for the other bones of the upper extremity, the shoulder bones constitute an important part of the organ of respiration, and conform to the structure of the chest. But we shall find that in some animals, the latter function is in a manner withdrawn from them; the scapulæ and clavicles

are left without the support of the ribs. In order therefore to give due firmness to the shoulder, these bones require additional carpentry; or they must be laid together on a different principle. In the batrachian order,*

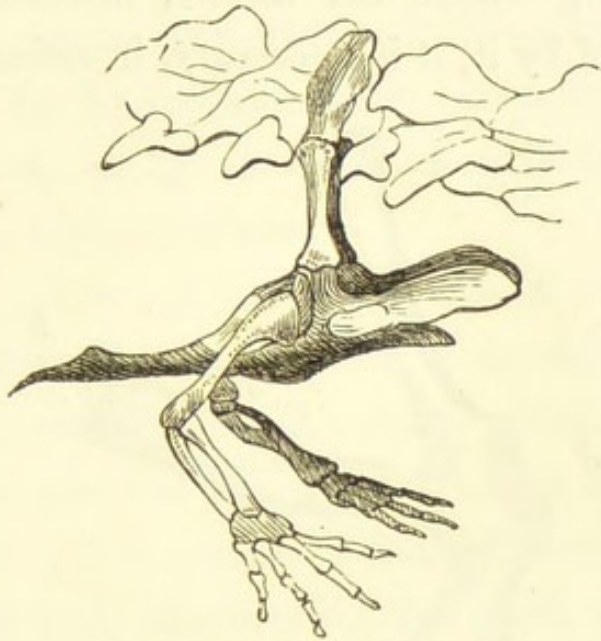


SCAPULAR ARCH OF FROG.

for example the frog, the mechanism of respiration is altogether distinct from what it is in the mammalia: the thorax, as constituted of ribs, is absent. Accordingly, we find the bones of the shoulder constructed on a new model; they form a broad and flat collar, sufficient to give secure attachment to the extremity, and affording ample space for the lodgment of the muscles which move the arm. Perhaps the best example of that structure is visible in the siren and proteus; where the ribs are reduced to a very few imperfect processes attached to the vertebræ; and where the

* See the Appendix, under the 3rd Class of Vertebrata, *Reptilia*. In this figure of the "Scapular arch" of the frog, the breast-bone has its lower face upwards. The clavicles and coracoid bones meet in the centre: the broad flat scapulae join the two latter to form the sockets of the shoulder joints.

bones of the shoulder, being deprived, accordingly, of all support from the thorax, depend upon themselves



ANTERIOR EXTREMITY OF SIREN.

for security.* Here the bones corresponding to the sternum, clavicles, coracoids, and scapulæ, are found clinging to the spine, and, like the pelvis † forming a circle, to the lateral parts of which the arm bones are articulated.

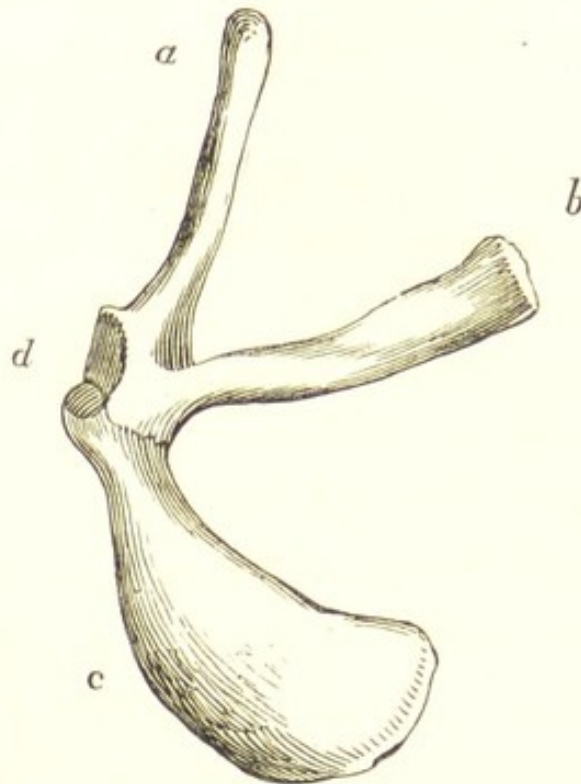
In the chelonian order, ‡ the tortoises, we see a similar design accomplished by another adjustment, or mode of union of these bones; and the change is owing to a very curious circumstance. The spine and ribs are placed like rafters under the strong shell which forms the covering or carapace of these animals; and being

* The Scapula, Clavicle, Sternum, and Coracoid bone, may be recognised in this figure of the bones of the anterior extremity of the Siren.

† The pelvis is the circle of bones on which the spine or backbone rests, and in which are the sockets for the heads of the thigh bones.

‡ See again the Appendix, iii. Class of Vertebrata.

united to this shell, they are consequently external to the bones of the shoulder. Hence the scapulæ and clavicles being within the thorax, instead of outside and supported by it, it is necessary, in order to convert



SHOULDER-BONES OF TURTLE.

them into fixed points for the motions of the extremities, that they fall together, and form a circle. Indeed, considering the new circumstances in which they are required to act as a basis for the extremity, it would be strange if they preserved any resemblance to the forms which we have been contemplating in the higher animals. In the above figure,* the bones of the shoulder of the turtle are represented; and it is readily perceived how much they

* *a.* Scapula. *b.* Acromion process. *c.* Coracoid bone. *d.* Glenoid cavity.

are changed both in shape and office. The part most like a scapula, lies on the fore instead of the back part; and the bones which hold the shoulders apart, abut upon the spine, instead of upon the sternum. Hence it appears idle to describe these bones under the old denominations, or by names applicable to their condition in the higher animals.

In fishes, although the apparatus of respiration is entirely different from what it is in mammalia, and there are no proper ribs, the bones which give attachment to the pectoral fin are still called the bones of the shoulder. The system of bones named "scapular arch," is, in fact, attached to the skull, instead of to the ribs or spine; so that the structure corresponding to the shoulder, consists of a circle of bones, which, we may say, seeks security of attachment by approaching the more solid part, the head, in defect of a firm foundation in the thorax.*

Thus it has been shown that the bones which form the shoulder joint, and give a foundation to the anterior extremity, are submitted to a new modelling

* Since the publication of the last edition of this work, Mr. Owen, in his "Discourse on the Nature of Limbs," 1849, has applied his extensive knowledge of osteology, and his philosophical views of the relations of the structure of animals to a general type, to establish some interesting points which bear on questions treated of in these pages. Founding on an arrangement of the cranial bones into four vertebral segments, and taking into view the elementary parts which constitute a typical vertebra, he has been led, by an able course of induction, embracing the skeletons of animals from the fish to man, to the conclusion—"that the human hands and arms, in relation to the vertebral archetype, are parts of the Head; diverging appendages of the costal and hæmal arch of the occipital segment of the skull."—(S.)

in correspondence with every variety in the apparatus of respiration; and still they maintain their pristine office.

The naturalist will not be surprised on finding in the shoulder apparatus of the ornithorhynchus paradoxus, an extraordinary intricacy; since the whole frame and organs of this animal imply that it is intermediate between mammalia and birds; for which reason it has been placed in the list of edentata. This animal only affords another instance of the changes which the bones of the shoulder undergo with every new office, that they may correspond with the motions of the extremity; whether it be to support the weight in running, or to give freedom to the arm, or to provide for flying, or to enable the animal either to creep or to swim.

Unprofitable as the inquiry may seem, there is no other way for the geologist to distinguish the genera of the extinct and strangely formed oviparous reptiles imbedded in the secondary strata, than by studying in the recent species, the minute processes and varying characters of these bones. In the ichthyosaurus, and plesiosaurus, the inhabitants of a former world, there is a considerable deviation from the general type of the bones of the arm and hand, as compared with the same parts in the frog and tortoise; but, if strength were the object, we should say that the bones of the shoulder were formed in these extinct reptiles, with a greater degree of perfection. The explanation is, that the

ribs and sterno-costal arches, constituting the thorax, were more perfect in them than in the chelonian and batrachian orders; whence the bones of the shoulder were situated externally, and resembled those of the crocodile. Yet, notwithstanding this superiority, the ribs were obviously not strong enough to sustain the powerful action of the muscles of the anterior extremities, or paddles; accordingly, the bones, which by a kind of license we continue to call clavicle, omoplate or scapula, and coracoid, though strangely deviating from their original forms and connexions, constitute a structure of considerable strength, which perfects the anterior part of the trunk, and gives attachment and lodgment to the powerful muscles of the paddle.

But it does not appear that naturalists have hit upon the right explanation of the peculiar structure, and curious varieties of these bones, in the class of reptiles. Why is the apparatus of respiration so totally changed in these animals? They are cold-blooded animals; they require to respire less frequently than other creatures, and they remain long under the water. I conceive that the peculiarity in their mode of respiration corresponds with this property. Hence their vesicular lungs; their mode of swallowing the air, instead of inhaling it; and hence, especially, their power of compressing the body and expelling the air. It is this provision for emptying the lungs, I imagine, which enables reptiles to go under the water and crawl upon the bottom. Had they possessed the lungs of

warm-blooded animals, which are compressible only in a slight degree, their capacity of remaining under water would have been of no use: when they dived, they would have had to struggle against their own buoyancy, like a man, or any of the mammalia when submerged. The girdle of bones of the shoulder is constituted, therefore, with a certain relation to the peculiar action of respiration; inasmuch as the pliancy of the thorax is provided in order that the vesicular lungs may be easily compressed, and the specific weight diminished. The facility, which the absence of ribs in the batrachian order affords, for compressing the lungs extended through the abdomen, and the extreme weakness and pliancy of the ribs in the saurians, must be, as I apprehend, peculiarities adapted to the same end.

OF THE HUMERUS, OR ARM BONE.

The demonstration of this bone need not be so dry a matter of detail as the anatomist makes it. From its form may be deduced that curious relation of parts, which has been so successfully employed by Paley to prove design; and from which the genius of Baron Cuvier has brought out some of the finest examples of inductive reasoning.

In looking to the head of this bone in the human skeleton, (see the fig. in page 50,) we observe its great hemispherical surface for articulating with the glenoid

cavity or socket of the scapula; and we see that the two tubercles for the insertion of muscles near the joint, are depressed, and do not interfere with the revolving of the humerus, by striking against the edges of the socket. Such appearances alone are sufficient to show that all the motions of the arm are free.

To give assurance of this, and to illustrate how the form of the shoulder points to the structure of the whole arm, suppose that the geologist has picked up this bone in interesting circumstances. To what animal does it belong? The globular form of the articulating surface, and the very slight projection of the tubercles, evince a latitude of motion. Now, freedom of motion in the shoulder implies a similar freedom in the extremity or paw, and a power of rotation of the wrist. Accordingly, we direct the eye to that part of the bone which gives origin to the muscles for turning the wrist (the *Supinator muscles*); and the prominence and the length of the ridge or crest, situated on the lower and outer side, from which these muscles arise, at once prove their strength, and that the paw had free motion.



ARM-BONE OF BEAR.

Therefore, on finding the humerus thus characterised,

we conclude that it belonged to an animal with sharp moveable claws; that, in all probability, it is the remains of a bear.

But, suppose that the upper head of the bone has a different character: that the tubercles project, so as to limit the motion in every direction but one, and

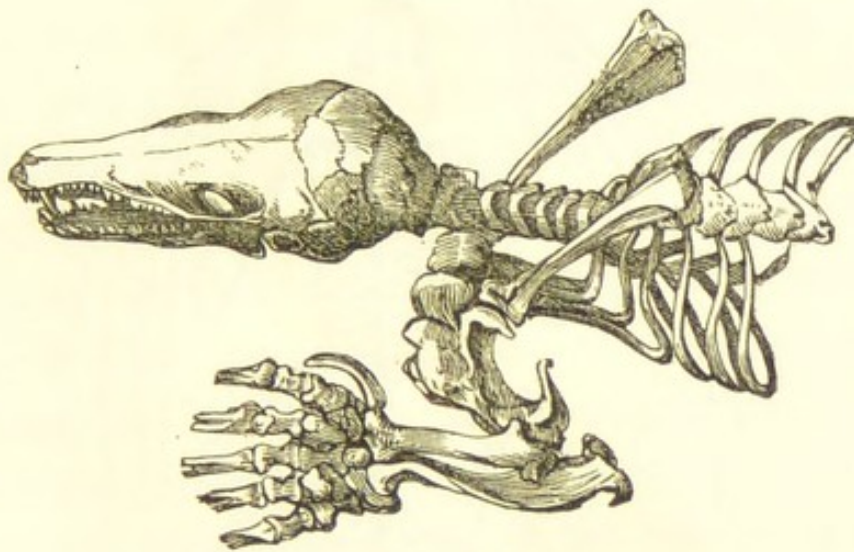


ARM-BONE OF HORSE.

that the articulating surface is less regularly convex. On inspecting the lower extremity of such a bone, we shall perceive that the grooves into which the bones of the fore-arm are socketed, are hollowed out so deeply, that the joint could only have the motion of a simple hinge; and neither the form of the articulating surface, (which is here called trochlea,) nor the crest or spine above noticed on the outside, will present any signs of one bone of the fore-arm having rotated on

the other. We have, therefore, got the bone of an herbivorous quadruped, either with a solid, or with a cloven foot.

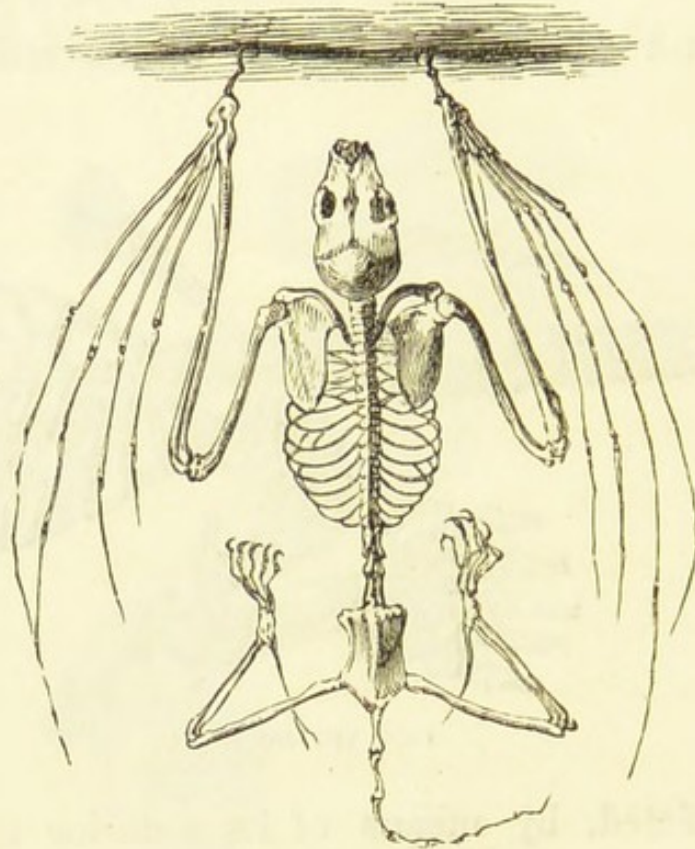
In the bat and mole, perhaps, the best examples are seen of the bones of the extremity being moulded to correspond with the condition of the animal. The



FROM THE MOLE.

mole is fitted, by means of its anterior extremities, to plough its way under ground. The bat has the same system of bones; but they are adapted to form a wing for raising the animal in the atmosphere, and with a provision for its clinging to the wall, although not to bear upon it. In both these animals we recognise every bone of the upper extremity; but how very differently formed and joined! In the mole, the sternum or breast bone, and the clavicle are remarkably large: the scapula, or shoulder blade, assumes the form of a high lever: the humerus is thick and short, and has such prominent spines for the attachment of

muscles as to indicate great power. The spines which give origin to the muscles of rotation, project in an extraordinary manner; and the hand is large, flat, and so turned that it may shove the earth aside like a plough-share.*



SKELETON OF BAT.

There can be no greater contrast to these bones of the mole than is presented in the skeleton of the bat. In this animal the bones are light and delicate; and

* The snout may vary in its internal structure with new offices. Naturalists say that there is a new "element" in the pig's nose: and it has, in fact, two bones which admit of motion, whilst they give more strength in digging up the ground. As moles plough the earth with their snouts, they likewise have these bones, and their head is shaped like a wedge, to assist in burrowing and throwing aside the earth. The conformation of the head, and the strength of its bones, and the new adjustment of the muscle, (the *platysma myoides*) which is cutaneous in other animals, to assist in moving the head, are among the curious changes of common parts for enabling them to perform new offices. See again the "Additional Illustrations" in the Appendix.

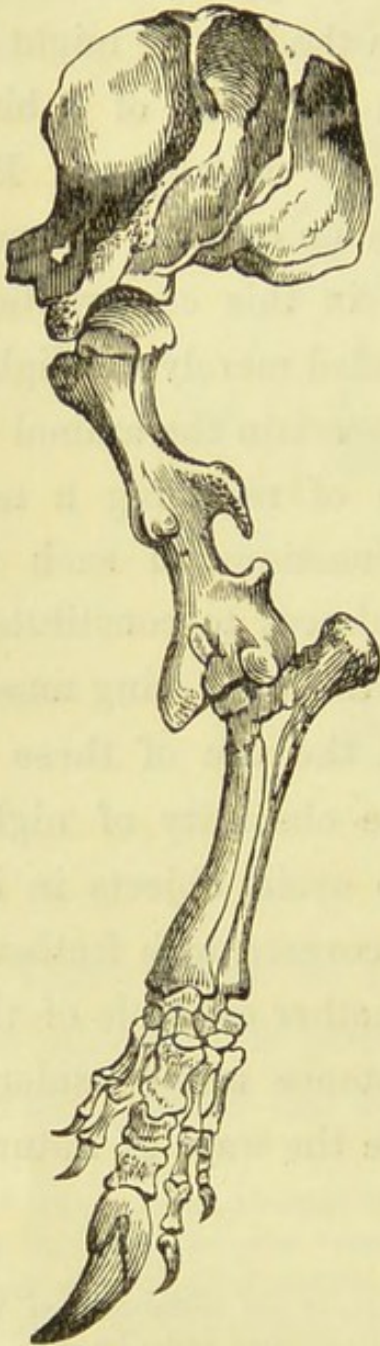
whilst they are all marvellously extended, the phalanges or the rows of bones of the fingers, are elongated so as hardly to be recognised, obviously for the purpose of sustaining the membranous web, and to form a wing.

Contemplating this extraordinary application of the bones of the upper extremity in the bat, we might be led to say, on comparing it with the wing of a bird, that it was an awkward attempt—"a failure." But before giving expression to such an opinion, we must understand the objects required in this construction. The wing of the bat is not intended merely for flight: it is so formed that while it can sustain the animal in flying, it shall be capable also of receiving a new sensation on its surface, or sensations of such an exquisite degree of fineness as almost to constitute a new sense. On the thin web of the bat's wing numerous nerves are distributed; and the use of these is to enable the animal, during the obscurity of night, when both eyes and ears fail, to avoid objects in its flight. Could the wing of a bird, covered with feathers, do this? Here then we have another example of the necessity of taking every circumstance into consideration before presuming to criticise the ways of nature. It is a lesson of humility.*

* Besides the adaptation of the bat for flight, by the adjustment of the bones of its arm, this animal has a series of cells situated under its skin. I know not whether I am correct or not in saying that these are analogous to the air-cells of birds, and serve to make the bat specifically lighter. In some species they extend over the breast, and into the arm-pits, and are filled by an orifice which communicates with the throat.

I have adverted to the provisions in the bones of the shoulder of the bird to give firmness to the joint, seeing that it is the centre of motion for the

We have here a sketch of the arm-bone of the Ant-eater,* to show once more the correspondence maintained throughout all the parts of an extremity. We observe these extraordinary spines standing



off from the humerus. Now these indicate the power of the muscles attached to the bone; for, as I have said before, whether we examine the human body, or the forms of the bones in the lower animals, the distinctness with which the spines and processes are marked, declares the strength of the muscles. It is particularly pleasing to notice here the correspondence between the humerus and all the other bones,—how large, in the first place, the scapula is, and how it has a double spine, with great processes: how remarkably the ulna projects at the olecranon or elbow, while the radius is still free for rotating: but

wing. Now, although the bat has not the same arrangement of bones as the bird, yet the clavicles are remarkably strengthened: and the articulation of the arm-bone upon the shoulder blade is guarded by processes in such a manner that the motion of the joint is extremely limited.

* Tamandua, from South America.

above all, we cannot fail to observe in the development of one grand metacarpal bone and its corresponding phalanges, to the last of which a strong claw is attached, a most efficient instrument for scratching and turning aside an ant-hill. The whole, therefore, is an example of the relation of the particular parts of the extremity to one another; and were it our business, it would be easy to show that as there is a correspondence among the bones of the arm, so is there a more universal relation between those of the whole skeleton. As the structure of the bones of the arm declares the extremity to be adapted for digging into ant-hills, so we shall not be disappointed in our expectation of finding that the animal has a projecting muzzle unarmed with teeth, and a long tongue provided with a glutinous secretion, to lick up the emmets disturbed by its scratching.

In the skeleton of the Cape-mole, we may see, in the projection of the acromion scapulæ, and a remarkable process in the middle of the humerus, a provision for the rotation of the arm; which implies burrowing. But the apparatus is by no means so perfect as in the common mole; so that we may infer that the Cape-mole digs in a softer soil, whilst the possession of gnawing teeth indicates that it subsists on roots.

In BIRDS, there is altogether a new condition of the osseous system, as there is a new element to contend with. The very peculiar form and structure of their skeleton may be thus accounted for. First it is

necessary that birds, as they are buoyed in the air, should be specifically light; secondly, the capacity of their chest must be extended, and the motions of their ribs limited, so that the muscles of the wings may have sufficient space and firmness for their attachment. Both these objects are attained by a modification of the apparatus for breathing. The lungs are highly vascular and spongy, but they are not capable of being distended with air; the air is drawn through their substance, passing, by means of numerous orifices, into cells under their skin, and even filling the interior of their bones; so that whilst the great office of decarbonisation of the blood is securely performed, advantage is taken to let the air, warmed and rarefied by the high temperature of their bodies, into all their cavities.

From what was said, in the introductory chapter, of the weight of the body being a necessary concomitant of muscular strength, we see why the lightness of the bird, as well as the conformation of its skeleton, may be a reason for its walking badly. On the other hand, in observing how that lightness is adapted for flight, it is remarkable what a small addition to the weight will prevent the bird from rising on the wing. If the griffon-vulture be scared after his repast, he must disgorge, before he can fly; and so with the condor, if found in the same circumstances, he can be taken by the Indians, like a quadruped, by throwing the lasso over his neck.*

* The subject is continued in the "Additional Illustrations."

As every one must have observed, the breast-bone of the bird extends the whole length of the body, covering the great cavity, common to the chest and abdomen, into which the air is admitted. Now it follows from this extension of the breast-bone, that a lesser degree of motion suffices for respiration; accordingly, a greater surface is obtained for the lodgment and attachment of the muscles of the wings, whilst that surface being less disturbed by the action of breathing, is more steady. Another peculiarity of the skeleton of the bird is, that the vertebræ, instead of being moveable on each other, are consolidated: an additional proof, if any were now required, of the whole system of bones conforming to that of the extremities; because, to give effect to the action of the muscles of the wings, it is necessary that all the bones of the trunk to which they are attached, should be united firmly together.*

From the vertebræ of the bird being thus fixed, and the pelvis reaching high, no motion can take place in the body; indeed, if there were any mobility in the back, it would be interrupted by the sternum, or breastbone. We cannot but admire, therefore, the structure of the neck and head; how the length and pliability of the vertebræ of the neck not only give to the bill the extent of motion and office of a hand, but, by enabling the bird to preserve its balance, in standing, running, or flying, become a substitute for

* The ostrich and cassowary, which are runners, have the spine loose.

the loss of flexibility in the body. Is it not curious to observe how the whole skeleton is adapted to this one object, the power of the wings!

Whilst the ostrich and other "runners" have not got a *keel* in their breast-bone, birds of passage are



recognisable by the depth of the ridge of the sternum. The reason is, that the angular space formed by that process and the body of the bone affords lodgment for the pectoral muscle, the powerful muscle of the wing. In this sketch of the dissection of the swallow, there is a curious resemblance to the human arm; and we cannot fail to observe that the pectoral muscle

constitutes the greater part of the bulk of the body.* And here we perceive the correspondence between the strength of this muscle and the rate of flying, of the swallow, which is a mile in a minute, for ten hours every day, or six hundred miles a day.† If it be true that birds, in migrating, require a wind that blows against them,‡ it implies an extraordinary power, as well as continuance, of muscular exertion.

We thus see how nature completes her work, when the animal is destined to rise buoyant and powerful in the air:—the whole texture of the frame is altered, and made light in a manner consistent with strength; the mechanism of the anterior extremity is changed, and the muscles of the trunk are differently directed. But we are tempted to examine other instances, where the means, we would almost say, are more awkwardly suited for their purpose; that is, where the system of bones and muscles peculiar to the quadruped being preserved, the animal has still the power of launching into the air. We have already noticed how the struc-

* Borelli makes the pectoral muscles of a bird exceed in weight all the other muscles taken together; whilst he calculates that in man the pectoral muscles are but a seventieth part of the mass of muscles.

† Mr. White says truly that the swift lives on the wing; it eats, drinks, and collects materials for its nest, while flying, and never rests but during darkness. No bird equals the humming-bird in its powers of flight, and accordingly, it has a broader sternum, and a greater prominence of keel, in proportion to its size, than any other bird. It may be mentioned, that in the sternum of the bat a very distinct ridge is developed, corresponding with the keel of the bird.

‡ It is possible that the wind blowing near the ground in one direction, may be attended with a current of a higher stratum of the atmosphere in a contrary direction, and that the idea of migrating birds flying against the wind may have arisen from that mistake.

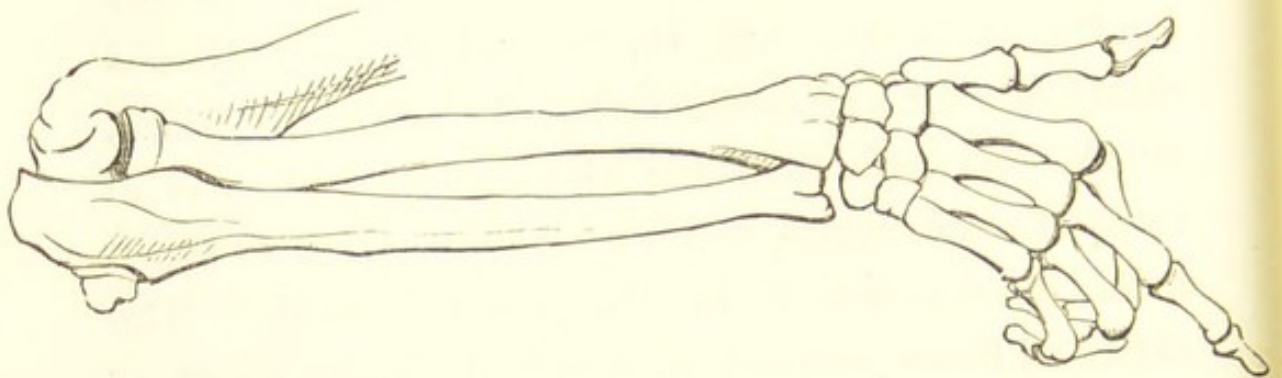
ture of the bat is adapted to flight; but there are other animals, differing from birds more widely than it, which enjoy the function, though in a lesser degree. For example, the flying squirrel (*Pteromys volucella*), being chased to the end of a bough, spreads out the mantle which reaches along both its sides from the anterior to the posterior extremity, and drops in the air; and during its descent, it is met by such a resistance of the air from its extended skin and bushy tail, that it can direct its flight obliquely, and even turn, without any adaptation of the anterior extremity. Among reptiles, a provision of the same kind exists in the *Draco fimbriatus*; which, after creeping to a height, can drop safely to the ground, under the protection of a sort of parachute, formed by its extended skin. This is no inapt illustration; it is not the bones of the fingers that are here used to extend the web; but the ribs, which are unnecessary, in this animal, for breathing, are prolonged in a remarkable manner, like the whale-bones of an umbrella, and upon them the skin is expanded.

This brings us to a very curious subject,—the condition of some of those Saurian reptiles, the remains of which are found only in a fossil state, most abundantly in the lias and oolite, termed the ancient strata of the Jura. The Pterodactyle of Cuvier is an animal which seems to confound all our notions of system. A lizard, yet its mouth was like the long bill of a bird, and its flexible neck corresponded; but it had teeth in its jaws like those of a crocodile. The bones of the

anterior extremity were elongated, and fashioned somewhat like those in the wing of a bird; but it could not have had feathers, as it had not a proper bill; we see no creature with feathers, that has not a bill with which to dress and preen them. Nor did the extremity resemble that of a bat in structure: instead of the rows of bones being equally prolonged in all the fingers, as in the bat, the second finger only was extended to an extraordinary length; whilst the third, fourth, and fifth, had the size and articulations of those of a quadruped, and were terminated with sharp nails, corresponding to the pointed teeth. The extended bones reached to double the whole length of the animal, and the conjecture is that a membrane, resembling that of the *Draco fimbriatus*, was expanded upon them. In the imperfect specimens upon which we have to found our reasoning, we cannot discover, either in the height of the hipbones, the strength of the vertebræ of the back, or the expansion of the breast-bone, a provision for the attachment of muscles commensurate with the extent of the supposed wing. The arm-bone and the bones which we presume to be the scapula and coracoid, bear some correspondence to the extent of the wing; but the extraordinary circumstance of all is the size and strength of the bones of the jaw, and vertebræ of the neck, compared with the smallness of the body, and the extreme delicacy of the ribs; which makes this altogether, a being the most incomprehensible in nature.

OF THE RADIUS AND ULNA.

The easy motion of the hand, we might imagine to result from the structure of the hand itself; but, on the contrary, the movements which appear to belong to it, are divided among all the bones of the extremity.*



The head of the arm-bone is rotatory on the shoulder-blade, as when making the guards in fencing; but the easier and finer rolling of the wrist is accomplished by the motion of one bone of the fore-arm upon the other. The ulna has a hooked process, the olecranon, or projecting bone of the elbow, which catches round the lower end of the arm-bone (this articulating portion being called trochlea), and forms with it a hinge joint, for bending and extending the fore-arm. The radius, again, at the elbow, has a small, neat, round head, which is bound to the ulna by ligaments, as a spindle is held in the bush; and it has a depression with a polished surface for revolving on the condyle of the

* In this sketch, the upper bone of the fore-arm is the radius; and in revolving on the lower bone, the ulna, it carries the hand with it.

humerus ; at the wrist it has also a surface adapted for rotation : accordingly the radius turns on its long axis, rolling upon the ulna both at the elbow and wrist-joint ; and, as it turns, it carries the hand with it, because the hand is strictly attached to its lower head alone. This rolling, is what are termed pronation and supination.

Such freedom of motion, in an animal with a solid hoof, would be useless, and a source of weakness ; hence, in the horse, the radius and ulna are united, and consolidated in the position of pronation.

But before taking any particular instance, let us extend our views. There is, indeed, something so highly interesting in the conformation of the whole skeleton of an animal, and the adaptation of each part to all the others, that we must not let our reader remain ignorant of the facts, and the more important conclusions drawn from them. What we have to state has been the result of the studies of many comparative anatomists ; but none has seized upon it, with the privilege of genius, in the masterly manner of Cuvier.

Suppose a man, ignorant of anatomy, to pick up a fragment of bone in an unexplored country ; he learns nothing, except that some animal has lived and died there ; but the anatomist, judging from that portion of bone, can not merely estimate the size of the extremity of the animal as well as if he saw the print of its foot, but he can predicate the form of the joints of the skeleton, the structure of its jaws and teeth, the

nature of its food, and its internal economy. This, to one unacquainted with the subject, must appear wonderful; but it is after the following manner that the anatomist proceeds. Let us suppose that he has taken up that portion of bone, in the limb of a quadruped, which corresponds to the upper part of the human radius; and that he finds that the form of the end of the bone, where it enters into the joint, does not admit of the free motion, in various directions, possessed by the paw of the carnivorous creature. It is obvious, on that view of the structure alone, that the office of the limb must have been for supporting the animal, and for progression, not for seizing prey. That leads him to the fact, that the bones corresponding to those of the hand and fingers, must have differed from the bones of the paw of the tiger; for the motions which that conformation permits, would be useless without rotation of the wrist: and he concludes, therefore, that the hand and finger-bones were each formed in one mass, like the cannon, pastern, and coffin bones of the horse's foot.* Now, the motion of the foot of a hoofed animal being limited to flexion and extension, it implies restrained motion at the shoulder-joint, and absence of a collar-bone. And thus, from the broken specimen in his hand, the naturalist acquires a perfect notion of the bones of both extremities. But the

* These are solid bones, in which it is difficult to recognise any resemblance to the bones of the hand and fingers; yet comparative anatomy proves that they are analogous.

motion of the extremities implies a particular construction of the vertebral column which unites them; each bone of the spine will be of that form which corresponds to the bounding of the stag, or galloping of the horse; but will not have the kind of articulation which admits of the turning or writhing of the body, as in the leopard or tiger.

Next he comes to the head:—and he argues that the pointed, cutting teeth, with which a carnivorous animal is provided to rend its prey, would be useless, unless there were mobility of the extremities, like that of the hand, for grasping it, and claws for securing it. He considers, therefore, that the front teeth must have been for browsing, and the back teeth for grinding. But the socketing of the teeth requires a peculiar shape of the jaw-bones, and the muscles which move these bones must also be peculiar. In short, from the shape and functions of the mouth, he forms a conception of the figure of the skull. From that point he may set out anew; for from the form of the teeth, he may deduce the nature of the stomach, the length of the intestines, and all the peculiarities which mark a vegetable feeder, as contrasted with one of the carnivora.

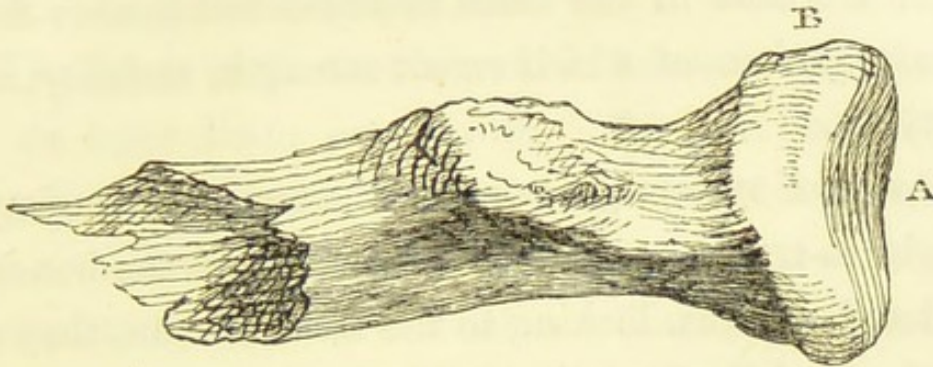
Thus the whole parts of the animal system are so connected with one another, that from one single bone or fragment of bone, be it of the jaw, or of the spine, or of the extremity, a really accurate conception of the shape, motions, and habits of the animal, may be formed.

It will readily be understood that by the same process of reasoning, we may ascertain, from a small portion of a skeleton, the existence of a carnivorous animal, or of a fowl, or of a bat, or of a lizard, or of a fish. And what a conviction is here brought home to us of the extent of that plan, which, pervading the whole range of animated beings whose motions are conducted by the operation of muscles and bones, yet adapts the members of every creature to their proper office !

After all, this is but a part of the wonders disclosed through the knowledge of an object so despised as a fragment of bone. It carries us into another science. The knowledge of the skeleton not only teaches us the classification of animals now alive, but affords proofs of the former existence of animated beings which are no longer found on the surface of the earth. We are thus led from such premises to an unexpected conclusion. Not merely do we learn that individual animals, or races of animals, now extinct, existed at those distant periods: but even the changes which the globe has undergone, in time before all existing records, and before the creation of human beings to inhabit the earth, are opened to our contemplation.

To return to our particular subject,—we readily comprehend how, if the geologist should find the head of a radius, resembling this sketch, and see a smooth depression (A), on its extremity, where it bears against the humerus, and a polished circle (B), where it turns on the cavity of the ulna, he would say,—this animal

had a paw—it had a motion at the wrist, which implies claws. But claws may belong to two species



UPPER END OF A RADIUS

of animals : to the feline, which possess sharp carnivorous teeth ; or to animals without either canine or cutting teeth, the edentata. If he should also find the lower extremity of the same bone, and observe on its surface spines and grooves, the marks of tendons, which, instead of running straight to be inserted into a single bone, radiated to distinct phalanges,—he would conclude that there must have been moveable claws, that the bone must have belonged to a carnivorous animal ; and he would seek for canine teeth of corresponding size.

THE LAST DIVISION OF THE BONES OF THE ARM.

In the human hand, the bones of the wrist (carpus) are eight in number ; and they are so closely connected that they form a sort of ball, which moves on the end of the radius. Beyond these, and towards the fingers, forming the palm of the hand, are the five metacarpal bones, which diverge at their further extremities, and

give support to the bones of the thumb and fingers. In the thumb, the first phalangeal bone is absent. There are thus in the hand twenty-seven bones; from the mechanism of which result strength, mobility, and elasticity.

Lovers of system (I do not use the term disparagingly) delight to trace the gradual subtraction of the bones of the hand. Thus, looking to the hand of man, they see the thumb fully formed. In the monkeys (*simiæ*) they find it exceedingly small; in one of them, the spider-monkey (see page 19), it has almost disappeared, and the four fingers are sufficient, with hardly the rudiments of a thumb. In some of the tardigrade animals, as we have seen (in page 30), there are only three metacarpal bones, with three fingers. In the ox, the cannon bone consists of two coalesced metacarpal bones, and the double hoofs are supported by the corresponding phalangeal bones. In the horse, the cannon bone is a single metacarpal bone, and the great pastern, little pastern, and coffin or hoof bone, represent a single finger.* Indeed, we might go further and instance the wing of the bird. To me, this appears to be losing the sense, in the love of system; there is no regular gradation, but, as I have often to repeat, a variety, which most curiously adapts the same system of parts to every necessary purpose.

In a comparative view of these bones, we are led more particularly to take notice of the foot of the horse.

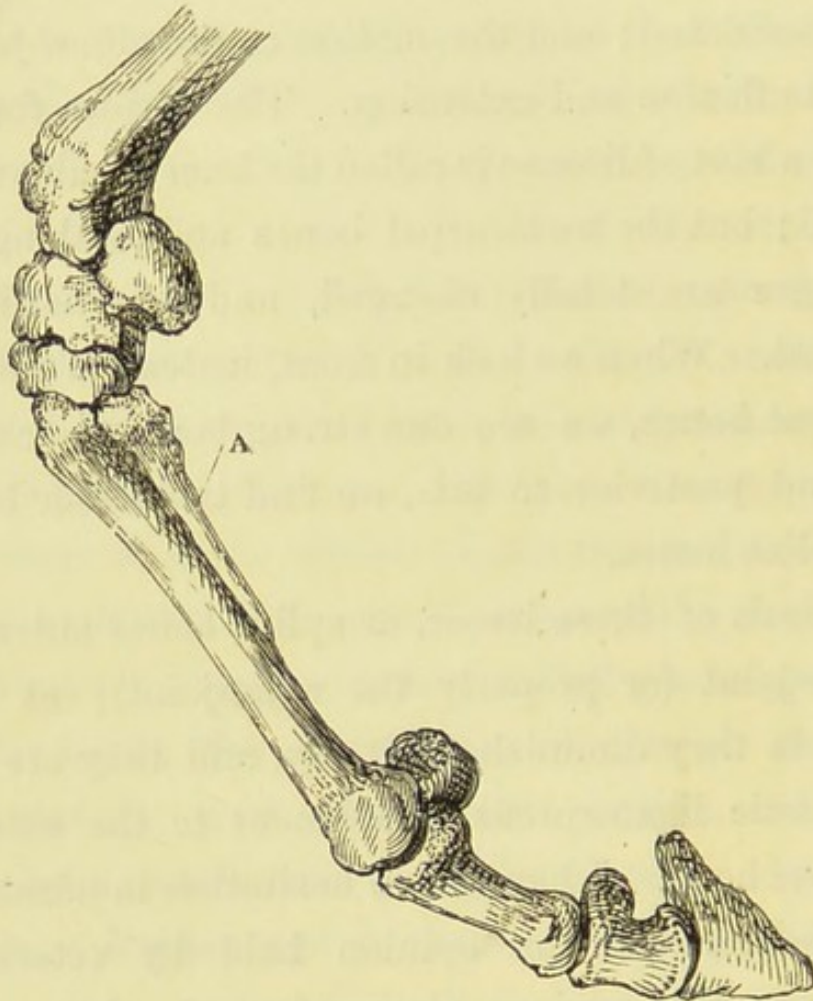
* See Owen on the Nature of Limbs, p. 32.—(S.)

It is universally admitted to be of beautiful design, and calculated for strength and elasticity, and especially provided against concussion.

The bones of the fore-leg of the horse become firmer, as we trace them downwards. The two bones corresponding to those of the fore-arm, are braced together and consolidated; and the motion at the elbow-joint is limited to flexion and extension. The carpus, forming what by a sort of license is called the knee, is also newly modelled; but the metacarpal bones and phalanges of the fingers are totally changed, and can hardly be recognised. When we look in front, instead of the four metacarpal bones, we see one strong bone, the cannon bone; and posterior to this, we find two lesser bones, called splint bones.

The heads of these lesser, or splint bones enter into the knee-joint (or properly the wrist-joint); at their lower ends they diminish gradually, and they are held by an elastic ligamentous attachment to the sides of the cannon bone. I have some hesitation in admitting the correctness of the opinion held by veterinary surgeons, on this curious piece of mechanism; they imagine that these moveable splint bones, by playing up and down as the foot is alternately raised and pressed to the ground, bestow elasticity and prevent concussion. The fact certainly is that by over action, the parts become inflamed, and these bones are eventually united to the greater metacarpal or cannon bone; and that this, which is called a splint, is a cause

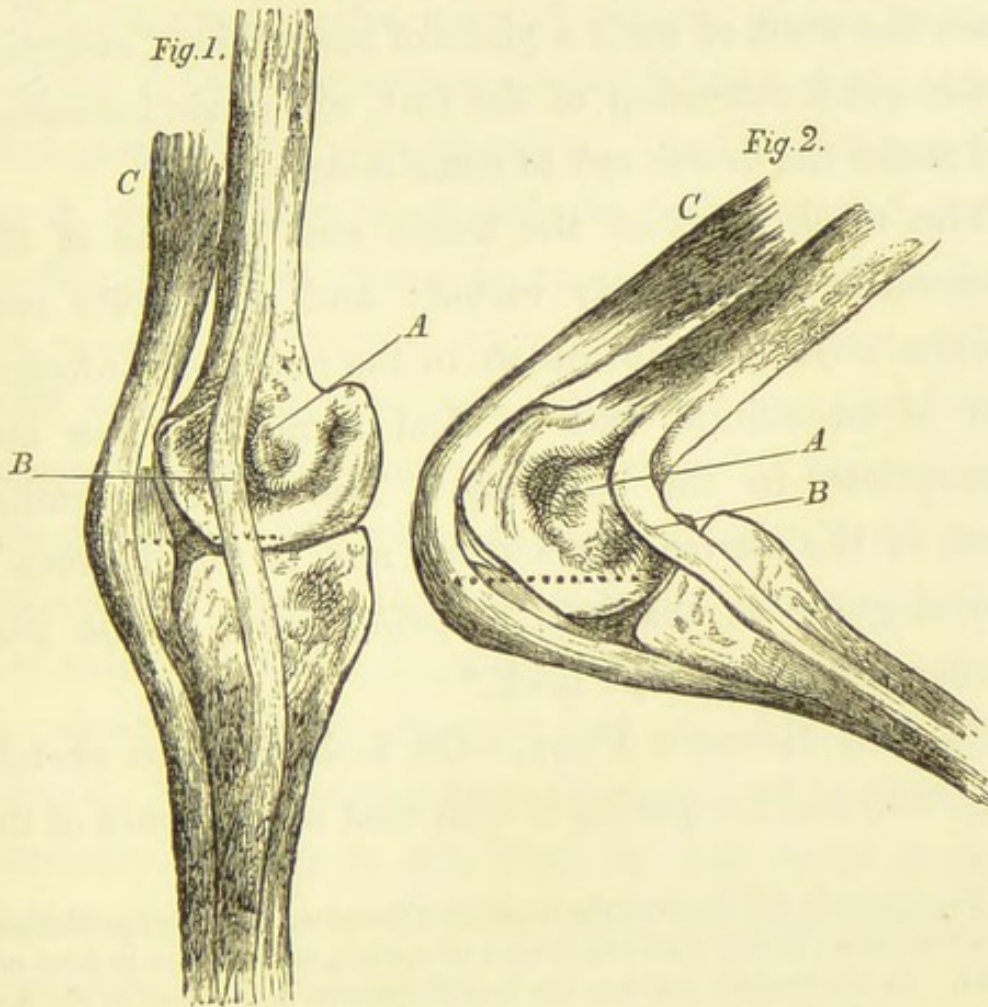
of lameness. I suspect, rather, that in the perfect state of the joint, these lesser metacarpal or splint bones act as a spring, to assist in throwing out the foot, when the knee-joint is bent, and the extensor muscles begin to act. If we admit that it is on the



BONES OF HORSE'S FORE-LEG.

quickness of extension of the joint that the rate of motion must principally depend, it will not escape observation, that in the bent position of the knee, the extensor tendons, from running near the centre of motion, have very little power; and that, in fact, they require some additional means to aid the extension of

the leg. Suppose the head of the splint bone (A) enters into the composition of the joint, it does not appear that when the leg is straight and the foot on the ground, the bones of the carpus, sustained as they are by the cannon bone, can descend and press upon it, so as to



HOCK-JOINT OF THE OSTRICH.

bring its elasticity into action. But, in the bent position of the knee, the head of the splint bone will come in contact with the carpal bones, behind the centre of motion of the joint; and it is obvious, therefore, that, when the foot is elevated and the knee bent, the splint bone will be depressed, in opposition to its elastic connecting ligament; so that, as soon as the

action of the flexor muscles ceases, it will recoil, and thereby assist the extensor muscles in throwing out the leg into the straight position. Further, we can readily believe that when the elasticity of these splint bones is lost, by ossification uniting them firmly to the cannon bone, the want of such a piece of mechanism, essential to the quick extension of the foot, will cause lameness, and make the horse apt to come down.

The mechanism of the bones and tendons of the extremities is infinitely varied; and we hardly ever discern anything uncommon in the outward configuration of an animal, but we find something new and appropriate in the anatomy. The gait, or rather strut, of the ostrich is peculiar; and it results from a very singular mechanism, a *spring joint*, at the part corresponding with the hock.*

OF THE HORSE'S FOOT.—On looking to the sketch, (page 92,) and comparing it with that of the bones of the

* The figures (p 93) illustrate the structure referred to. There is a gentle rising of the bone at A., having a smooth lubricated surface, and a groove in front and behind. In the straight position, the lateral ligament B. is lodged in the deep groove at the back of the tubercle; but as the leg is bent, the ligament glides upon the tubercle, it becomes more and more stretched till it reaches the highest point of the convexity, and then it slips, with a jerk, into the shallower groove in front: as the leg is extended, the ligament is again stretched on passing over the tubercle, and falls back, with another jerk, into the groove behind. This play of the ligament over the tubercle, as over a double inclined plane, is accompanied at each sliding movement, with a sudden start of the joint, both in flexion and extension; and it is that which gives rise to the peculiar strut of the animal. The object of the structure seems to be to knit or support the joint, when the bird is resting on the limb; and also, in flexion of the joint, to facilitate that great projection of the superior bone backwards, as seen in Fig. 2, by which additional power is given to the muscle c., that propels the bird in its course. See Chapter IV.

hand, (page 84,) we see that in the horse's fore-leg, five bones of the first digital row are represented by the large pastern bone; those of the second by the lesser pastern or coronet; and those of the last by the coffin bone.

For illustrating the general subject of our treatise, nothing is better suited than the horse's foot: it is a most perfect piece of mechanism. And whilst examining it, we are impressed with the peculiarity of living mechanism,—that it can be preserved perfect, only by the natural exercise of its parts. The horse, originally a native of extensive plains and steppes, has a structure admirably conformed to these his natural pasture grounds. But when brought into subjection, to run on hard roads, the foot suffers from concussion. His value, so often impaired by lameness, has made the structure of the horse's foot an object of great interest; and I have it from the excellent professor of veterinary surgery to say, that he has never demonstrated the anatomy of this part, without perceiving something new to admire.

The weight and power of the animal require that both strength and elasticity should be combined in his foot. Hence the first thing that attracts attention is the position of the bones. Had they been placed one directly over the other, there could not have been elasticity; accordingly, they are disposed obliquely, and a strong elastic ligament runs behind, terminating by an attachment to the lowest or coffin bone. So

essential is the obliquity of the bones to the elasticity of the limb, that without mounting a horse, it is possible, by observing the direction of the pastern and coffin bones, to say whether he goes easily or not.*

The bones of the foot of the camel rest on a soft elastic cushion. In the horse's foot, there is a structure of a similar kind, but it acts very differently, and never comes to the ground; nor indeed does the sole of the horse's foot directly bear the weight. The horny frog, the triangular projection in the hollow of the hoof, has placed above it an elastic frog or cushion; and inasmuch as these parts receive the weight of the animal, and by their descent, when the foot is on the ground, press out the crust or horny hoof, they are essential to the structure of the foot. The anterior tip of this crust, or the part of the hoof which last touches the ground as the foot rises, is very dense and firm, to withstand the pressure and impulse forward: the lateral parts, however, are elastic, and on their play depends that resiliency of the foot which prevents concussion. The crust is not consolidated with the bone called coffin bone; certain elastic laminae, growing from the bone and dovetailed into the crust, are interposed between them. When the animal puts his foot to the ground, the weight bears on the

* The arched form of the bones, at the fetlock, with their convexity backwards, and the distinctness of the elastic ligament and tendons behind the cannon bone, can be perceived by the eye and the hand, and constitute one of the "points" of a horse. Such is the correspondence between the strength of an animal's bones, tendons, and muscles, that from these sinews, the jockey can infer the perfection or defect of the whole.

coffin bone, and from its being attached to the circle of the crust by these elastic laminæ, the lateral parts yield, and the weight is directed on the margins of the crust; the sole never touching the ground, unless it has become diseased.

Xenophon, speaking of the Persian horses, says that their grooms were careful to curry them on a pavement of round stones, that by beating their feet against a firm and irregular surface, the texture of the foot might be put into exercise. It corresponds curiously with this, that our high-bred horses are subject to a disease of the foot, from which the powerful draught and Flanders horses are exempt. The heavy horse, with less blood than the race horse, lifts its foot in a circle, and comes forcibly on the ground: whilst the horse for the turf, being light, moves with the foot close to the ground; no time is lost in lifting it high in the semicircle; the consequence of which is, that from the foot coming thus gently down, it wants the full play of the apparatus. Hence it may be understood how the lighter horse is subject to contractions of the foot; the bones, ligaments, and crust being out of use, the sole becomes firm as a board, the sides of the crust are permanently contracted, the parts have no longer their elastic play, and the foot striking on hard pavement suffers a shock or concussion; then comes "a fever of the foot," which is inflammation, and that may go on to the total destruction of the fine apparatus. The proof of all this is, that unless the inflammation has advanced

too far, by paring and softening the exterior of the hoof, so as to restore its elasticity, the veterinary surgeon may cure this contracted foot.

That a relation should exist between the internal structure of the foot and its covering, whether it be nail, or cloven hoof, or crust, we can hardly doubt: and an unexpected proof offers itself in the horse. Some rare instances are recorded of the foot of the horse having digital extremities. According to Suetonius, there was such an animal in the stables of Cæsar; another was in the possession of Leo X.; and Geoffroy St. Hilaire states that he saw a horse with three toes on each of the fore-feet, and four on the hind.* In all these, the toes had nails, not hoofs. By such examples of deviation from the natural structure, it is made to appear still more distinctly, that a relation is established between the internal configuration of the fingers or toes and their coverings—that when there are five complete, as in man, they are provided with perfect nails—when the number is two, as in the cleft foot of the ruminant, there are appropriate horny coverings—and when the bones are reduced to form one, as in the horse, couagga, zebra, and ass, there is a hoof or crust.

In ruminants, there is the cannon bone; but they have the foot split into two parts, and that must add to the spring or elasticity. I am inclined to think that still another intention is manifest in this form of the foot; it first prevents it from sinking into soft ground, and

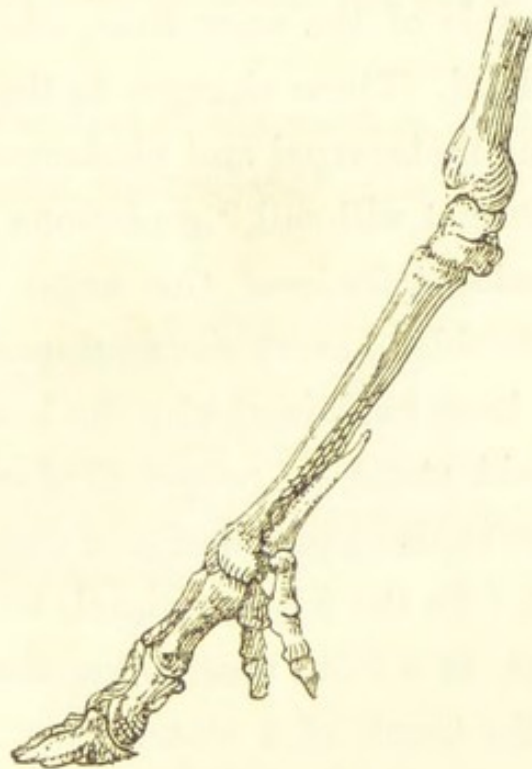
* Such a horse was not long since exhibited in Town, and at Newmarket.

then permits it to be more easily withdrawn. We may observe how much more easily the cow liberates her foot from the yielding margin of a river, than the horse; the solid, round, and concave foot of the horse is resisted, as it is withdrawn, by a vacuum or suction; while the split and conically shaped hoof of the cow expands in sinking, and is easily extricated.

In the foot of the chamois, and other species of the deer tribe, there are two additional toes. These sketches,



FOOT OF ANTELOPE.



FOOT OF REINDEER.

show that the metacarpal bones, (which in the horse are connected as splint bones with the joint called the "knee,") are here brought down near to the foot, and that each has its two pasterns, and coffin or ungual bone.

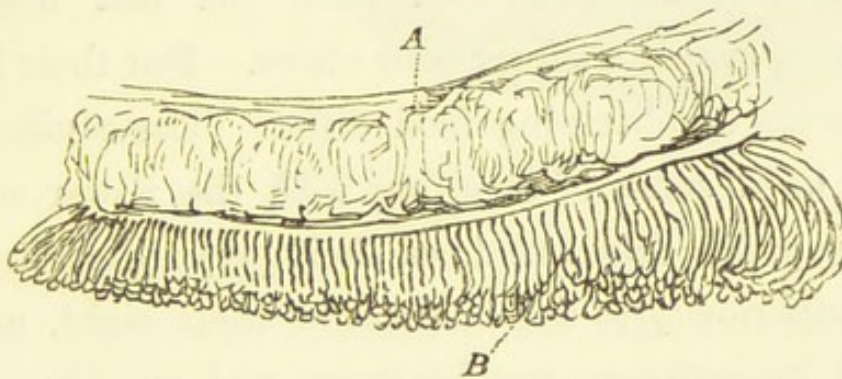
The toes are braced by ligaments, which give great elasticity, as well as power of expansion, to the foot; and as a division of the flexor tendon runs to each, the spring must be increased as the animal starts from its crouching posture.

The two lateral toes of the hog are short, and do not touch the ground, yet they must serve to sustain the animal when the foot sinks. In the rein-deer, (fig. p. 99) these toes are strong and thick, and by projecting backwards, expand the foot horizontally—thus giving the animal a broader base on which to stand, and, on the principle of the snow-shoe, adapting it to the snows of Lapland. These changes in the size, number, and place of the metacarpal and phalangeal bones, the systematic naturalist will call “gradations;” I see only new proofs of *adaptation*,—of the same system of bones being applicable to every circumstance or condition of animals.

I have explained why the bones of the elephant's leg should stand so perpendicularly over each other; but there is also a peculiarity of structure in the bones of its foot. In the living animal, we see only a round pliant mass, as a foot; resembling the base of a pillar, or that of the trunk of a stately tree. But when we examine the bones, we find the carpus, metacarpus, and phalanges applied to a very different use from what we have hitherto noticed; they are not connected with a moveable radius, and have no individual motion, as in the carnivorous animal—they serve merely to expand the foot, and give to the broad base of the column a certain elasticity.

In the sketch (page 62) I have placed the bones of the anterior extremity of the camel, in contrast with those of the elephant. The camel's foot having no such disproportionate weight to bear as that of the elephant, lightness of motion is secured by the oblique direction of its bones, as well as by the position of the bones of the shoulder, which we have already noticed. But there is much to admire besides in the foot of the camel; although the bottom be flat and hard, like the sole of a shoe, yet, between the tendons and the horny sole, a cushion is interposed, so soft and elastic, that the animal treads with the greatest lightness and security.

The resemblance of the foot of the ostrich to that of the camel has not escaped naturalists.* In the bird,



SOLE OF THE OSTRICH'S FOOT.

the same softness and pliancy of the sole are provided for by means resembling those in the quadruped; but by another adaptation of the *frog* or elastic pad. We

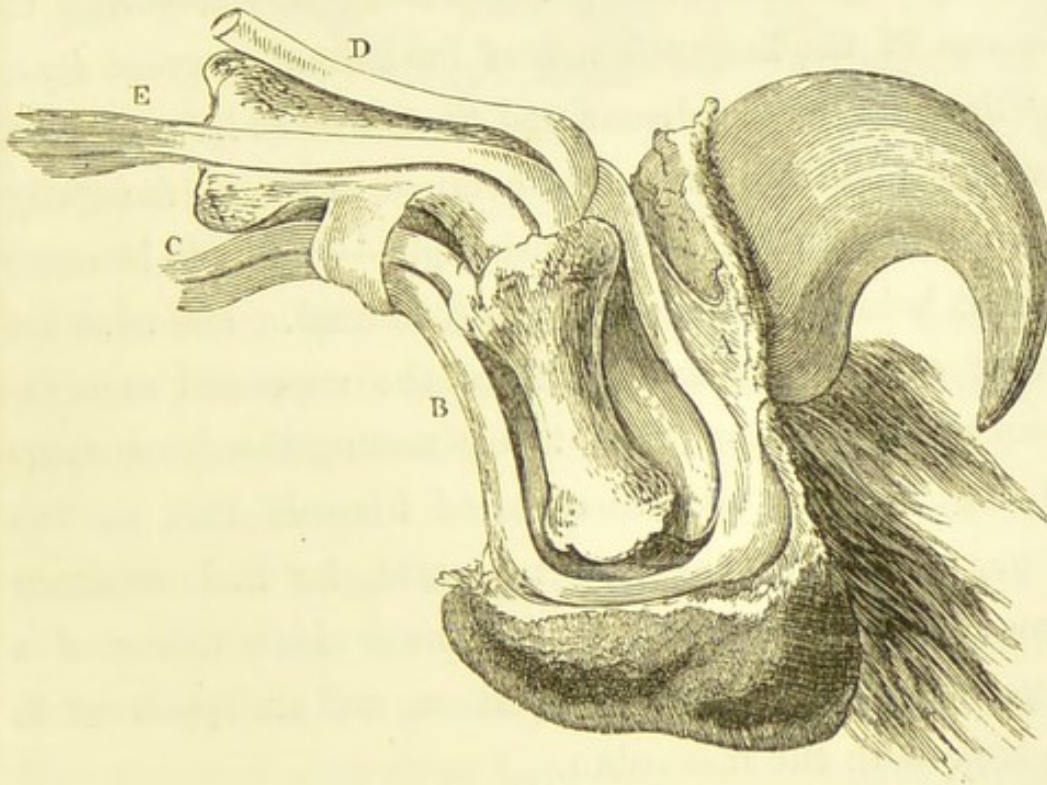
* A, the frog or elastic pad in the ostrich's foot. B, processes from the horn or cuticle, disposed like the hair of a brush, and forming an adhesive and elastic sole.

also have our pads; the best, though not the only, example of which is in the heel: the elastic structure interposed between the bone of the heel and the integument, is neither ligamentous, nor cartilaginous, nor fatty, but a happy union of all; elastic fibres are so interwoven with the softer matter, that the cushion gradually yields to our weight, and rises as we step.

Attending still to the last bones of the fingers; let me point out once more how much may be accomplished, in bodying forth the whole animal, by the study of one of these bones. I allude to the dissertations of the President Jefferson and of Baron Cuvier, on the *Megalonix*. I must previously make some remarks on the mechanism of the claws, in the lion.

Animals of the canine tribe, like those of the feline, are carnivorous, and both have the last bones of their toes armed with nails or claws. But their habits and means of obtaining food differ. The canine combine a keen sense of smelling with the power of continued speed; they run down their prey: the feline owe their superiority to the fineness of their sight, accompanied by patience, watchfulness, and stealthy movement; they spring upon their prey, and never long pursue it; they attain their object in a few bounds, and, failing, sulkily resume their watch. When we look to the claws, we see a correspondence with those habits. The claws of the dog and wolf are coarse and strong, and bear the pressure and friction incident to a long chase; they are calculated to sustain and protect the

foot. But the tiger leaps on his prey, and fastens his sharp and crooked claws in the flesh. Now we must admire the mechanism by which they are preserved, thus curved and sharp at their points. The last bone, that which supports the claw, is placed laterally to the next



APPARATUS OF LION'S CLAW

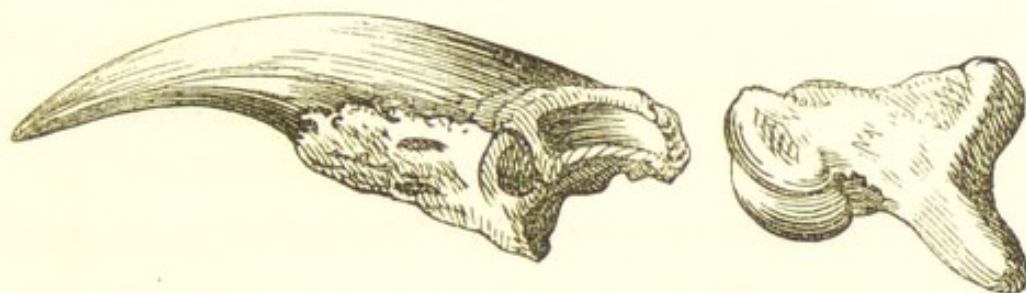
bone, and is so articulated with it that an elastic ligament (A) draws it back and to one side, and thus raises the sharp extremity of the claw upwards, and preserves it in that position. Whilst, therefore, the claw is retracted as into a sheath between the toes, the nearer extremity of the furthest bone presses the ground, in the ordinary running of the animal. But when he makes his spring and strikes, the claws are uncased by the action of the flexor tendons; and in the Bengal tiger, they are so sharp and strong, and the stroke of

his paw is so powerful, that they have been known to fracture a man's skull by a touch, in the act of leaping over him.*

To proceed to the observation of President Jefferson on the *Megalonix*. Having found a bone which, by its articulating surface and general form, he recognised to be one of the finger bones of an animal of great size, he thought he had discovered that it must have carried a claw; and from that circumstance, again, he naturally enough concluded (on the principle—*ex ungue leonem*) that it belonged to a carnivorous animal. He next set about calculating the length of the supposed carnivorous claw, and from that, to estimating the dimensions of the animal: and he satisfied himself that in this bone, a relic of the ancient world, he had obtained proof of the existence, during these olden times, of a lion of the height of the largest ox, and an opponent fit to cope with the mastodon.

* The pads in the bottom of the lion's foot are soft cushions, which add to its elasticity, and must, in some degree, defend the animal in alighting from his bound. I could not comprehend how the powerful flexor muscles did not unsheath the claws whenever the lion made his spring, and only did so, when he was excited to seize and hold the prey; to detect the cause, I made the dissection from which the sketch has been taken. The last bone of the toe, from being drawn back by the elastic ligament (A) beyond the centre of motion of the last joint, is placed in so peculiar a relation to the penultimate bone, that when the animal uses his foot in mere progression, the flexor tendon (B), although inserted into it, only acts in forcing the nearer end, and the cushion of the toe, to the ground. But when the lion strikes his prey to seize it, a more general excitement takes place in the muscles called *interossei* and *extensors*, (D, E); the relative position of the two last bones is altered; the nearer end of the last bone is withdrawn from beyond the centre of motion of the joint, so that the action of the flexor tendon can now draw it forward or in a line with the penultimate bone,—and then the claw can be unsheathed, and prepared to hold or to tear.

But when the same bone came under the scrutiny of Baron Cuvier, his perfect knowledge of anatomy enabled him to draw a different conclusion. He first observed



TOE-BONES OF MEGALONIX.

that in the middle of the articulating surface there was a spine; in that respect it differed from the analogous bone in the feline tribe. He found no provision for the lateral attachment to the next bone; which we have just shown is necessary for the retraction of the claw. Then observing the segment of the circle which the bone described, he prolonged the line, and showed that the supposed claw must have been of such great length, that it could never have been retracted for the protection of its acute and curved point: and it would not have permitted the animal to put its foot to the ground. Pursuing the comparison, he rejected the idea of the bone belonging to an animal of the feline tribe at all. His attention was directed to another order of animals, the sloths; which are characterised by having long nails affixed to their toes. But in the sloth (p. 30), the nails are folded up in a different fashion from the claws of the lion; they just allow the animal to walk, slowly and awkwardly, as if we were to fold our fingers

on the palm of the hand, and bear upon our knuckles. On instituting a more just comparison, therefore, between this bone of the ancient animal and the corresponding bones of the sloth, Cuvier has satisfied us that the supposed enormous lion of the American President, was an animal which scratched the ground, and fed on roots.

One experiences something like relief to find that there never existed such a huge carnivorous animal as that denominated megalonix.

These unguis bones, or bones of the claws, exhibit a remarkable correspondence with the habits and general forms of animals. Besides what we have seen in the lion, or tiger, in the dog or wolf, in the bear, and ant-eater, there is a variety, where we should least expect it, in those animals that live in woods, and climb the branches of trees. The squirrel, having his claws set both ways, runs with equal facility up and down the bole, and nestles in the angles of the branches of trees. The monkey leaps, and swings himself from branch to branch, and in springing, parts from his hold by the hinder extremities, before he reaches another branch with the anterior extremities; he leaps the intervening space, and catches with singular precision. But the sloths do not grasp; their fingers are like hooks, and their strength is in their arms; they do not hold, but hang suspended to the branch; they never let go with one set of hooks, until they have caught with the other; and thus they move along the branch, using both hind

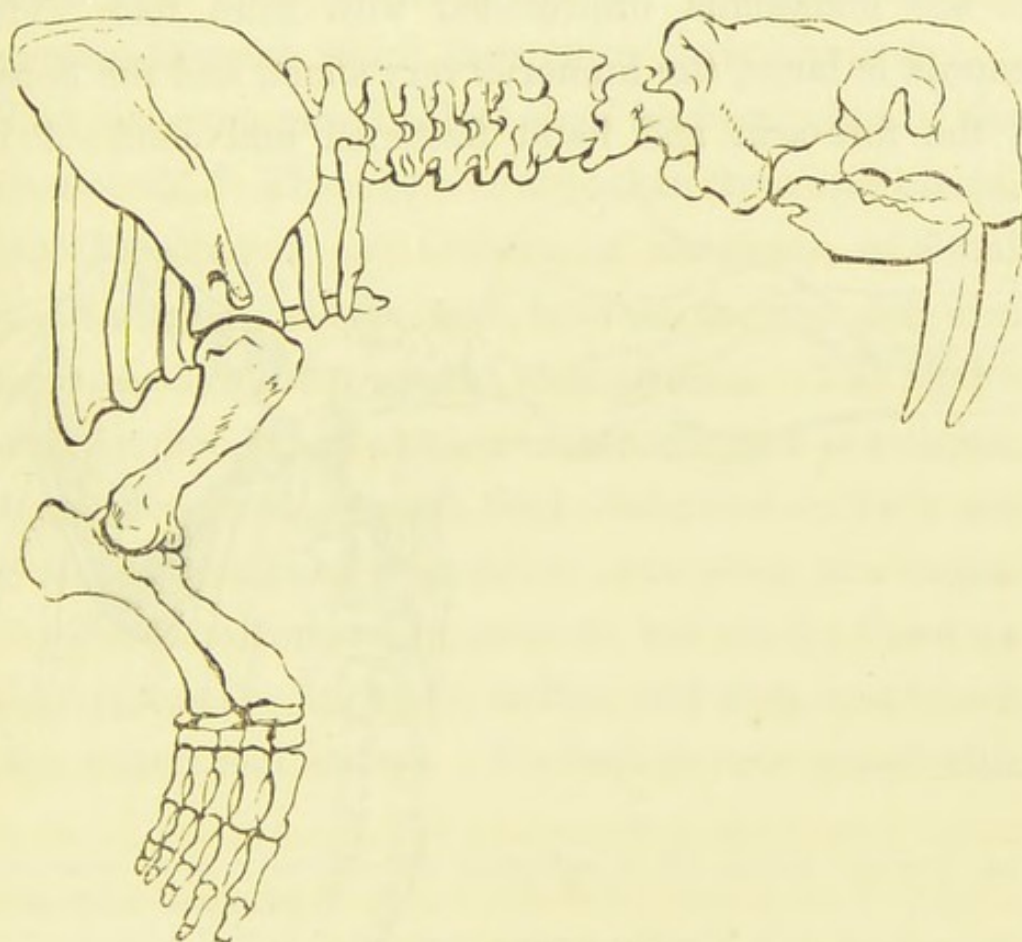
and fore feet over head, whilst their bodies are pendant. Here we see, once more, how the form of the extremities, the concentration of strength, and the habits of these animals, correspond not merely to their haunts in the forest, but to their mode of moving and living among the branches ; all active, but in different manners.

Of late, there have been deposited in our Museum in the College of Surgeons, the bones of an animal of great size ; the examination of which affords an opportunity of applying the principles and mode of investigation, followed by our great authority in this part of science. These remains consist of part of the head, spine, tail, pelvis ; and the bones of one hinder extremity, and the scapula. Estimating the height of the animal to which they belonged, at seven feet, it scarcely conveys an adequate idea of its dimensions ; for the thigh-bone is three times the diameter of that of the large elephant, in the same collection, and the pelvis or haunch-bone twice the breadth. If we form our opinion of its configuration on those principles to which we have had repeated occasion to refer, and judge of its strength by the size and prominence of the processes of these bones, we must conclude that the animal possessed extraordinary muscular power ; and, directed by the same circumstances, we may obtain an idea of the manner in which that muscular power was employed.

On comparing these bones with drawings of the skeleton of the enormous animal preserved in the Royal Museum of Madrid, we see, at once, that they are parts

of the remains of the great fossil quadruped of Paraguay, the Megatherium of Cuvier. And every observation of the form of the bones of the foot, the scapula, and the teeth, confirms the opinion which he entertained, that it was a vegetable feeder; and that its great strength was employed in flinging up the soil, and digging for roots. Corresponding to the provisions in the bones of its feet for sustaining enormous nails or claws, its immense muscular power seems to have been concentrated in its paws. I have heard it surmised that the animal may have sat upon its hinder extremities, and pulled down the branches of trees to itself, to feed upon them. It is only the great weight of its hind quarters that can countenance such an idea. We have not the humerus, to declare, by the prominence and situation of its processes, which class of muscles of the arm were the most powerful; but as the scapula has the impression of a clavicle upon its acromion process, that enables us to form some conception of the extent of motion enjoyed by the anterior extremity; and from possessing the greater part of the pelvis, and the enormous bones of the posterior extremity, we can estimate the height, breadth, and strength of the whole animal. In short, judging from the bones that have been procured, we perceive that the muscular power of the Megatherium did not reside so much in the body, (certainly not in the jaws,) as in the extremities, and especially in the posterior extremities: and that its strength was given neither for rapidity of motion, nor for offence, but for digging.

How little was it to be expected that an alliance between a part of anatomy so little valued as that of the bones, and mineralogy, should give rise to a new science;—that a department of natural history formerly pursued idly, vaguely, and somewhat fancifully, should henceforth, when thus associated with anatomy, be studied philosophically, and inductively. It is both interesting and instructive to find relations thus established between branches of knowledge, apparently so remotely connected.

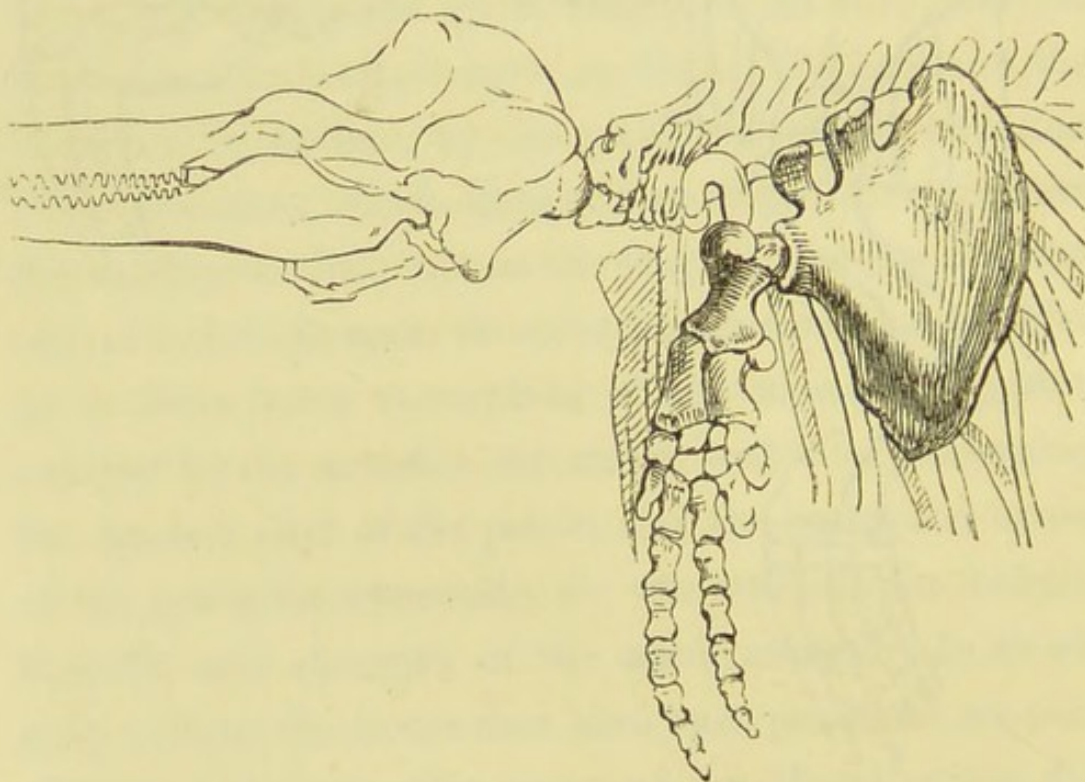


PART OF SKELETON OF WALRUS.

In the true Amphibia, as the phoca (seal) and morse or walrus (sea-horse), the feet are contracted, and almost enveloped in skin, the toes being webbed and converted into fins. We have sketched here the bones of the

paddle of the walrus; and they are remarkably complete, considering the peculiar appearance of the feet in the living animal. The bones are accommodated to form an instrument for swimming; for these animals live in the water; they come to land only to suckle their young, or to bask in the sun; out of the water, they are the most unwieldy and helpless of all animals which breathe.

In the Cetacea, for example, the whales and dolphins, we see mammalia unprovided with hind feet. The scapula is large, the humerus very short, and the bones of the fore-arm and hand flattened and confined in



BONES OF PADDLE OF DOLPHIN.

membranes, which convert the anterior extremity into a fin. These animals, residing in the water, must rise

* In this skeleton of the Dolphin, from which the above drawing was taken, the scapula has been incorrectly placed; it ought to have been turned round

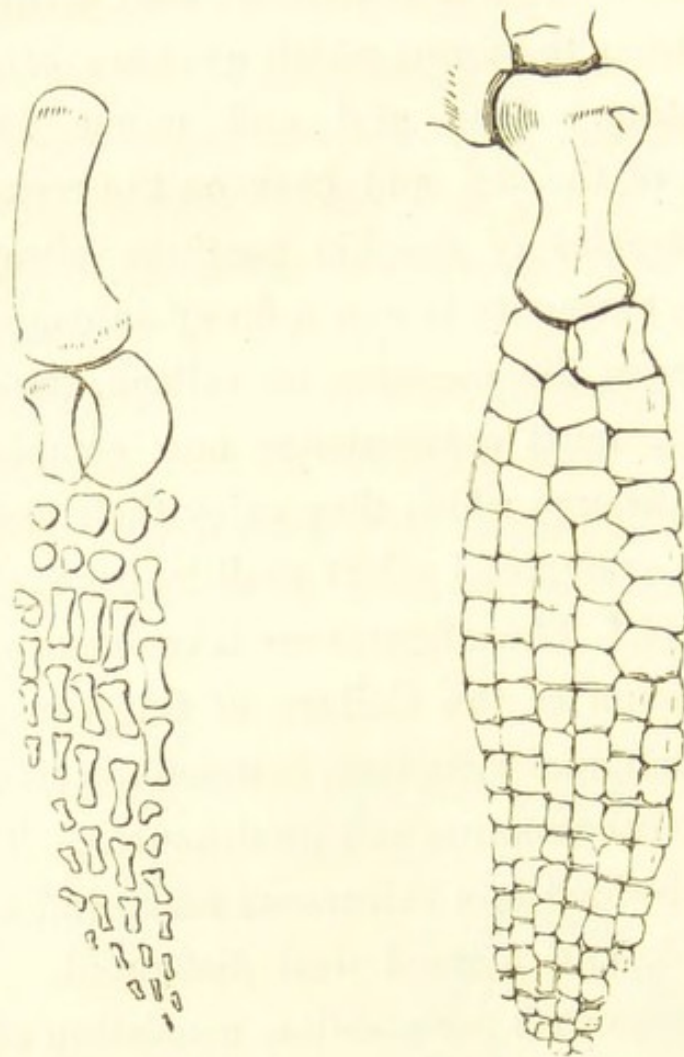
to the surface to breathe. I need not say that in the dolphin, (small bottle-nose whale,) we recognise the bones of the anterior extremity, only a little further removed from the forms which we have been hitherto contemplating. The seal and morse raise themselves out of the sea, and bask on the rocks: but the different species of dolphin continue always in the water; the extremity is now a fin or an oar; and those who have seen the porpoise, or pelloch, (Scoticè,) in a stormy sea, must acknowledge how complete is the apparatus through which they enjoy their element.

The last examples I select shall be from relics of the ancient world.* These figures are taken from specimens, in the Museum of the College of Surgeons, of fossil animals of singular structure, between the crocodile and fish,—the ichthyosaurus and plesiosaurus. The skeletons are imbedded in a calcareous rock; and are entire, but crushed, and a good deal disfigured. Here are only the extremities, or paddles, consisting of a multitude of bones articulated together: but among these we still recognise the humerus, radius, and ulna, and bones of the carpus and fingers. No fault is to be found with

on its centre, so as to have directed the surface of the glenoid cavity of the shoulder-joint downwards.

* The figure (p. 112) to the left is the anterior extremity of the Plesiosaurus; to the right, that of the Ichthyosaurus. In these paddles, we see the intermediate changes from the foot of animals to the fin of the fish—modifications of the fins of the walrus, dolphin, or turtle. We no longer discern the phalanges, or attempt to count the bones; they become irregular polygons or trapezoids—less like phalangeal bones than the radii of the fins of a fish. In fishes, the anterior extremity is recognised in the thoracic fin; and we may even discover the prototypes of the scapula and the bones of the arm, connected with that fin.

the construction of these instruments; the ichthyosaurus and plesiosaurus inhabited seas or estuaries,

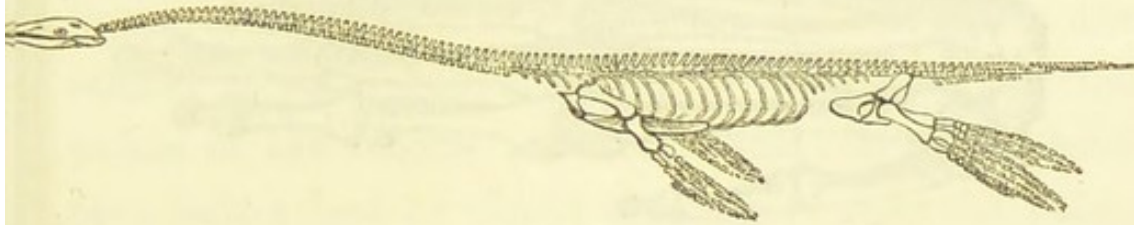


PADDLE OF PLESIOSAURUS:

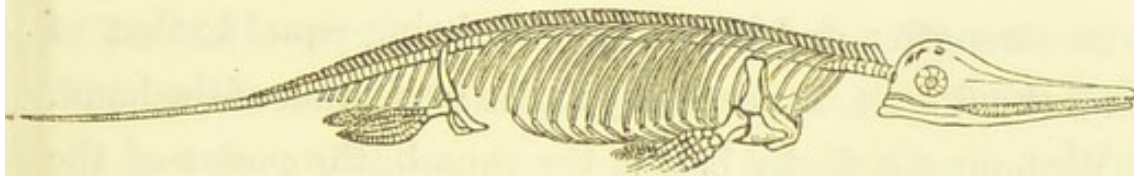
OF ICHTHYOSAURUS.

and the structure of their paddles is suited to their offices; no bone is superfluous, misplaced, or imperfect. It is in the lias deposit, that their remains are found most abundantly. Since they existed, great changes have been wrought on the land and in the deep, and in the inhabitants of both; and the races of animals, the structure of whose extremities we have hitherto been engaged in examining, were not then in being. When we discover, therefore, in animals of the

old world, that their skeletons were formed of the same series of bones, which compose those of animals now alive, we must admit the existence, and the progressive development of an uniform system of bones, extending



PLESIOSAURUS.



ICHTHYOSAURUS.

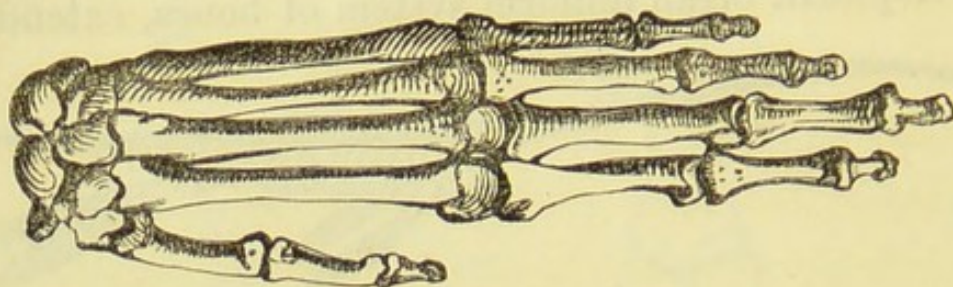
through a period of time incalculably remote—even if, instead of days and years referable to history, each day were as a thousand years.*

I have now given, I hope, a sufficient number of examples of the changes in the bones of the anterior extremity, which suit them to every possible variety of use. After attending a little more to the form of the bones of the human hand, I shall take up another division of my subject.

In the sketch (p. 114), we have the bones of the paw of the adult Chimpanzee, from Borneo; and the remarkable peculiarity that distinguishes it from the human hand, is the smallness of the thumb; it extends no further than to the root of the fingers. Now, it is upon the

* The wood-cuts on this page give some idea of the forms of the skeletons of the ichthyosaurus and plesiosaurus, as restored by the Rev. Mr. Conybeare.

length, strength, free lateral motion, and perfect mobility of the thumb, that the superiority of the human hand depends. The thumb is called *pollex*, because of



BONES OF CHIMPANZEE'S PAW.

its strength; and that strength, being equal to that of all the fingers, is necessary to the perfection of the hand. Without the fleshy ball of the thumb, the power of the fingers would avail nothing; and accordingly the large ball formed by the muscles of the thumb, is the distinguishing character of the human hand, and especially of that of an expert workman.*

The loss of the thumb amounts almost to the loss of the hand; and were it to happen in both hands, it would reduce a man to a miserable dependence: or as Adoni-bezek said of the threescore and ten kings, the thumbs of whose hands and of whose feet he had cut off, "they gather their meat under my table."†

* Albinus characterises the thumb as the lesser hand, the assistant of the greater—"manus parva, majori adjutrix." "L'animal superieur est dans la main; l'homme dans la pouce."—*L'Apertigny*.

† The 'great toe' is more peculiarly characteristic of the genus *Homo* than even its homotype, the thumb; for the Monkey has a kind of *pollex* on the hand, but no brute mammal presents that development of the *hallux* (great toe), on which the erect posture and gait of man mainly depend."—*Owen on Limbs*, p. 37 (s).

† "Poltroon—*pollice truncato*, from the thumb cut off; it being once a practice of cowards to cut off their thumbs, that they might not be compelled to serve in war."—*Johnson's Dictionary*.

In a French book, intended to teach young people philosophy, the pupil asks why the fingers are not of equal length? The form of the question reminds us of the difficulty of putting them naturally—the fault of books of dialogue. However, the master makes the scholar grasp a ball of ivory, to show him that the points of the fingers are then equal: it would have been better had he closed the fingers upon the palm, and then asked whether or not they corresponded. This difference in the length of the fingers serves a thousand ends, adapting the form of the hand and fingers for different purposes, as for holding a rod, a switch, a sword, a hammer, a pen or pencil, engraving tool, &c., in all which a secure hold and freedom of motion are admirably combined. But we must defer this subject until we have shown the application of the muscles to the bones; and the structure of the ends of the fingers appropriated to bestow feeling.

What says Ray?—"Some animals have horns, some have hoofs, some teeth, some talons, some claws, some spurs and beaks: man hath none of all these, but is weak and feeble, and sent unarmed into the world—Why, a hand, with reason to use it, supplies the use of all these."

Before leaving this part of our subject, let us mark the importance to the science of Geology of these comparative views of anatomy. It has been ingeniously and quaintly said, that the organised remains imbedded

in the rocks, are as medals struck in commemoration of those great revolutions which the earth's surface has undergone. Every one must have seen that the crust of the earth is formed in strata or layers: and a very slight consideration leads also to the belief, that this surface, besides having successive deposits or formations laid upon it, has been subject to great convulsions. Each of these layers is, to a certain degree, distinct in the chemical or physical character of its inorganic constituents; but it is chiefly identified by the nature of the animal remains which are buried in it.

Of these strata, some are distinguished by containing the bones of large animals. Now, it is by attending to the forms and processes of such bones, that by far the most interesting conclusions, in the whole range of this new science, are drawn. A very short account of the successive deposits, forming the different strata, will serve to illustrate the importance to the geologist of the anatomy of animals which possess the true bony skeleton. The last grand revolutions have resulted in forming a surface to the earth, in which strata of every variety of condition have been exposed. And indeed, we might say that such exposure, by laying open the riches of the earth to our reach, as well as furnishing mixed soils for vegetation, has been the end of these convulsions. At all events, the variety of objects disclosed on the surface excites the interest of the enquirer. We will, therefore, recapitulate briefly what has been

discovered by the investigations of scientific and ingenious men in our time.

Without hazarding conjectures on the elevation or production of the "primitive rocks," we have at present only to notice the stratifications superimposed. Of these, the most striking, and the most difficult to reconcile to theory, are the strata of coal: but we pass over them as containing no animal remains in which the knowledge of the anatomy of the vertebrata can be of use. Knowing that these beds of coal are vegetable productions, we might expect to find the remains of terrestrial animals within them: but it is conjectured that the land, where the trees of that period grew, did not form a suitable habitation for animals corresponding to those of the present epoch. Above the beds of coal, are the strata, regular and well ascertained, which are chiefly interesting as indicating the presence of the coal beneath. The next remarkable stratifications come to be connected with our subject; because they contain the remains of gigantic animals, with a regular skeleton, on the system of the vertebrata.*

Some of the great reptiles here alluded to, are estimated to have been eighty feet in length.† But

* Since the above was written, remains of fishes, the lowest order of vertebrata, have been found in the Silurian beds, below the coal: and both fishes and reptiles, although but a few of the latter, in the coal itself. It remains true that reptiles, the next above fishes, are most abundant in the secondary strata, referred to in the text (s).

† The *Megalosaurus*, discovered by Professor Buckland in Oxfordshire, is supposed to have been about seventy feet in length. The *Iguanodon*, an herbivorous masticating reptile, first discovered by Mr. Mantell in the Wealden beds, in Sussex, is computed to have been seventy or eighty feet in its entire

although their skeletons were formed on the plan, if we may so express it, of quadrupeds, the extremities in many were more like paddles than feet: and we conclude that they were capable of dragging their huge bulk on the land, only because their structure proves them to have been oviparous, and to have breathed the atmosphere. Some had a conformation of extremities resembling that of recent oviparous quadrupeds, for enabling them to walk or crawl on slimy ground; and judging by the habits of these, as of the crocodile, gavial, alligator, and cayman, certain species of which existed among them, it is probable that they lived in still water, with muddy bottom, retreating under the mud, and projecting their snouts between the aquatic plants to breathe. And they must have been prolific to an extraordinary degree, as they had not for enemies the vulture and the ichneumon, which destroy multitudes of the eggs of these creatures of the present day. Others had the skin extended on their anterior extremities,* if not to provide a power of flight, at least to allow them to drop in safety from elevations to which they might have crept.

The stratified rocks which contain remains of these reptiles, are composed of lime, clay, or sandstone, and are

length, its tail being fifty feet, its height nine feet, its hind foot six feet and a half, and its body about the same thickness as the elephant's. The *Hylæosaurus*, the last discovered of these huge animals in the same beds, and supposed by Mr. Mantell to have been a reptile intermediate between the crocodiles and the lizards, is estimated to have been about thirty feet in length. See page 113, and also the Appendix.

* The *Pterodactyles*, see page 82.

known under the denominations of lias, oolite, Wealden or Sussex beds, Stones-field slate, &c. They are visible in the south of England, and extend to many parts of Europe. There is every appearance of these deposits having been submerged and deeply buried in the ocean: from which thick beds of chalk have been deposited over them. Above the chalk, again, is to be found a series of stratified rocks, implying a new condition.

The lowest layer of this "tertiary formation" situated above the chalk, is sometimes called the deposit of the Palæotherian period. In this division, animals of a distinct creation, the species of which cannot be identified with those imbedded in the strata under the chalk, are found. Then, for the first time, was there a condition of the earth suited for terrestrial animals, which retire under the shade of woods and give suck, the mammalia. Yet it is remarkable, that the animals of the class mammalia in this lowest stratification of the tertiary formation, only approached in resemblance to those which are now alive: we find the remains of such only as are now extinct.

When the layers forming the tertiary beds are examined in succession upwards, they are still distinguishable by their organic products: and as we approach the most recent beds, there are fewer remains of extinct quadrupeds, and more numerous specimens of such as now inhabit the earth. We find, in the different strata, the bones of the mammoth, the

megatherium, the elephant, the tapir, the rhinoceros, the hippopotamus, the stag, the ox, the horse, and with them the skeletons of their natural enemies of the feline tribe, and the bear and the hyæna, the bones of some of which prove them to have been of greater strength and size than those now alive.*

Over the earth's surface, there are evidences that deluges have swept, with inconceivable power, brushing off the superficial strata, rolling immense rocks, and depositing the debris, so as to fill chasms, form new accumulations, and with successive elevations and subsidences, to change the whole character of the earth's surface. It was then that the globe assumed its present confines of land and sea, and that the valleys and the courses of rivers were determined. Out of these convulsions and revolutions has come that condition of the world which we now enjoy; and, as I shall have occasion to repeat, no previous state of the earth would have been suitable to our constitution.†

* See Sir C. Lyell's works, for his Classification of the Tertiary Formations.

† When doctrines or principles are laid down dogmatically, there is an end of reasoning; "they are as fetters on the feet, and like manacles on the right hand." In this way, the most famous schools have sunk; for if it become a crime to doubt or investigate, the mind decays. When God informed us of our duties to Himself and to each other, the exercise of our affections was enjoined and left free. To have taught mankind the nature of physical things, would have made it the duty of the pious to seek no further knowledge, and researches into them would have implied presumption. But by the constitution of the mind, we learn that had we been left in a state of passive obedience, without object or impulse, the loss of the affections as well as of reason would have followed; our sense of goodness and benevolence would have become obtuse, and the charities of life and the love and duty we owe to God must have decayed in us.

My admiration of the labours of our geologists partakes of a feeling of gratitude. But yet there is something in the subject which leads the devoted student to be over ambitious, and to frame theories almost too comprehensive. It is not enough to say that, after all, the changes on the earth's surface are not greater, in comparison with the size of the earth, than the cracks in the varnish are to the globe that stands on the table. It has been part of our object to show, that the features of our earth, and the phenomena around us, are suited, and intended, to excite the faculties and imagination. Accordingly, when the geologist, extending his survey from the mountains, over extensive plains, and into ravines and valleys, persuades himself that he can explain when and how they have been formed, he is tempted to indulge in an enthusiasm, which can only be permitted to the poet.

Wonderful improvements have, indeed, been made in this science by our countrymen, who have associated

Why then do geologists quote scripture, and form their opinions of the structure of the earth on the Mosaic account of the creation? It does not require deep theological knowledge to comprehend what was intended by that sublime announcement. It was addressed to a people ever prone to fall into the idolatries of surrounding nations. In teaching the Creation of the world, it affirmed the existence of One God pre-existing and eternal. It denied the existence of gods and demons sprung from the earth: it denied that the deluge was one of a necessary succession of events: or that the earth was subject to be successively destroyed or restored: or that those who flourished to the advantage of mankind in one period, should be restored to a similar existence in another. It taught the just relations of the heavenly bodies to the earth, and that they were not the abodes of deified mortals—for these were opinions maintained by the surrounding nations. Surely, then, men are inconsistent, when they expect to find in the scriptures, which teach the unalterable religious and moral duties, the principles of an uncertain science.

themselves for that purpose. Buckland, Conybeare, and Mantell, are especially distinguished for the discovery of those large Saurian reptiles; whilst other geologists have exerted their genius and industry with equal effect in different departments. But it is in contemplating the labours of Cuvier, that we have the earliest and best proofs of the importance of comparative anatomy, in giving extraordinary interest to geology. In him was combined an attention to minute objects, with a power of generalising, highly characteristic of genius. Years had been passed in accumulating fossil specimens from the tertiary beds round Paris; and out of these heaps of animal remains, which lay confused as if the fragments of bone had been washed to his feet by a torrent, he was enabled, by following the principle, which the early part of this chapter has shown to prevail—the co-relation of the parts of the skeleton—to put together the separate members, to build up the bodies of extinct animals anew, and to present them to us with a precision, which we could only have expected from the dissection of the recent animals.

The phenomena visible in the heavens, on the earth, and within it, are of a nature, taken by themselves, to overwhelm the enquirer's mind. To learn his own value, man must consider himself, his physical endowments and capacities, and compare them with the elements around. Without a true conception of his position and relations, the whole range of natural

science is barren of consolation—the periods of the revolution are too vast—the objects too distant to seem to have as their prospective design, the condition of the human race.

“God made the country ;” and it is perhaps in surveying plains, and meads and mountains, remote from man, that the mind is most elevated to pure and high contemplations. But cities, temples, and the memorials of past ages, bridges, aqueducts, statues, pictures, and all the elegancies and comforts of the town, are equally the work of God, through the propensities of His creatures, and we must presume, for the fulfilment of His design. The condition of the earth has, by successive revolutions, been made to conform to these works of man, and afford the means for them. The metallic veins of the primitive rocks have been exposed ; the carboniferous strata, the lime and free-stone, have been disjoined and elevated ; the riches of the interior of the earth as well as of its prolific surface, the circulation of water and the formation of springs—all give proof that it was designed that the earth should be subdued to man’s use ; that he should not live a selfish, solitary, nomad life, but in society ; where his higher faculties should be called into activity and his social virtues exercised.

CHAPTER IV.

OF THE MUSCLES OF THE ARM AND HAND—THEIR VITAL ACTION
—THEIR MECHANICAL ADAPTATION TO THE MOTIONS OF THE
HAND AND FINGERS—FORM OF THE HUMAN HAND.

THE Muscle of the body is that fleshy part, with which every one is familiar. It consists of fibres which lie parallel to each other. This fibrous structure has a living endowment, a power of contraction and relaxation, termed irritability. A single muscle is formed of some millions of these fibres combined together, having the same point of attachment or origin, and concentrating in a rope or tendon, which is fixed to a moveable part, called its insertion. Upwards of fifty muscles of the arm and hand may be demonstrated, which must all consent to the simplest action. Yet that gives but an imperfect view of the extent of the relation of parts, necessary to every act of volition. We are the most sensible of this combination in the muscles, when inflammation has seized any great joint of the body; for then, even in bed, every motion of an extremity, gives pain, owing to a corresponding simultaneous movement in the trunk. When we

stand, we cannot raise or extend the arm, without a new poising of the body, through the action of a hundred muscles.

ON THE ACTION OF THE MUSCLES OF THE ARM.

We shall consider this subject under two heads; first, we shall give examples of the living property of muscles; then, of the mechanical contrivances, in their form and application.

First,—in all that regards the living endowment of the muscles, we see the most bountiful supply of power commensurate to the object, but never anything in the least degree superabundant. If the limb is to be moved by bringing a muscle, or a set of muscles into action, the power is not bestowed in that excess which would enable them to overcome their opponents; but the property of action is for the time withdrawn from the opponents; they become relaxed, and the muscles, which are in a state of contraction, perform their office with comparative ease. A stationary condition of the limb results from a balanced but regulated action of all the muscles; which condition may be called their tone. If, in an experiment, a weight be attached to the tendon of an extensor muscle, it will draw out that muscle to a certain degree, until its tone or permanent state resists the weight: but if the flexor muscle be now excited, this being the natural antagonist of the extensor, the weight will fall, by the relaxation of the extensor.

So that the motion of a limb implies a change in both classes of muscles, the one set contracting, the other relaxing; and the will influences both classes. Were it not so regulated, instead of the natural, easy, and elegant motions of the frame, the attempt at action would exhibit the body convulsed, or, as the physicians term it, in clonic spasms. The similitude of the two sawyers, adopted by Paley, gives but an imperfect idea of the adjustment of the two classes of muscles. When two men are sawing a log of wood, they pull alternately; when the one is pulling, the other resigns all exertion. But this is not the condition of the muscles—the relaxing muscle does not give up all effort, so as to be like a loose rope, but it is controlled in its yielding, with as fine a sense of adjustment, as is the action of the contracting muscle. Nothing appears more simple than raising the arm, or pointing with the finger; yet in that single motion, not only are innumerable muscles put into activity, and as many thrown out of action, but both the relaxing and the contracting muscles are controlled or adjusted with the utmost precision, though in opposite states, and under one act of volition.

By such considerations, we are prepared to admire the faculty which shall combine a hundred muscles so as to produce a change of posture or action of the body. We now perceive that the power taken from one class of muscles, may be considered as bestowed on the other; so that the property of life, which we call

the irritability, or action of a muscle, is upon the whole, less exhausted than would be the case on any other supposition.

As to the second head;—our demonstration is of an easier kind. We have said that nature bestows abundantly, but not superfluously; a truth evinced in the arrangement of the muscles. In all the muscles of the limbs, the fibres run in an oblique direction,—thus A being the tendinous origin of a muscle, and B the tendinous insertion, the fleshy fibres c run obliquely between

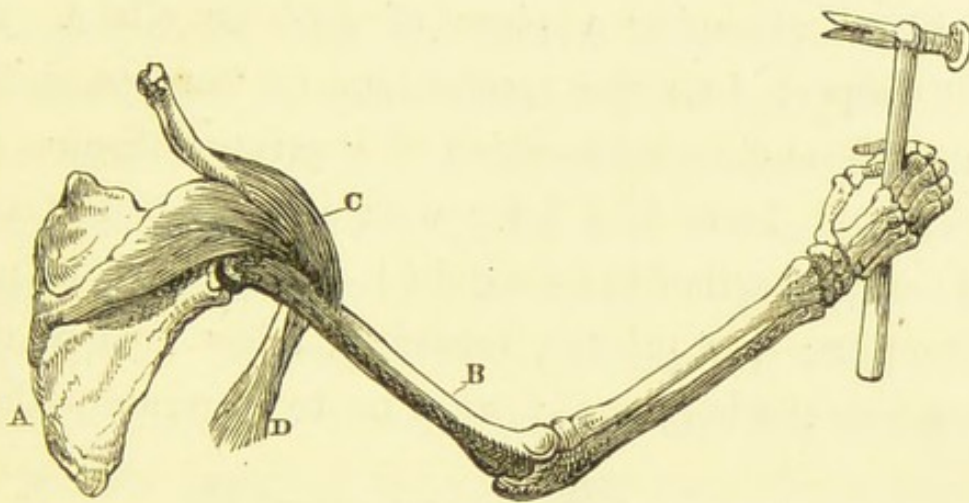


these two tendons. The fibre acting thus obliquely loses power, but gains the property of pulling what is attached to its further extremity through a greater space, while it contracts; and consequently the velocity is increased. This mechanical arrangement is intelligible on the law, that velocity of motion through space, is equal to power and weight. Here, there is a resignation of power in the muscle to gain velocity of motion. The same effect is produced by the manner in which the tendons run over the joints. If they went in a straight line to the toes or tips of the fingers, the muscles would act more powerfully; but the tendons being braced down in sheaths, they move the toes and fingers with a velocity increased in proportion to their loss of power.

Let us see how far this corresponds with other mechanical contrivances. A certain power of wind, water, or steam being obtained, the machinery is put in motion; but it is desired to give a blow, with a velocity far greater than the motion of the water or the turning of the wheels. For that purpose a fly-wheel is put on, the spokes of which may be considered as long levers. The wheel moves very slowly at first; but being once in motion, each impulse accelerates it with more and more facility; at length, it acquires a rapidity, and a centrifugal force, which nothing but the explosion of gunpowder can equal in its effects. The engineer, not having calculated the power of accelerated motion in a heavy wheel, has seen his machinery split and burst up, and the walls of the house blown out, as by the bursting of a bomb-shell. Or, a body at rest receives an impulse from another, which puts it into motion—it receives a second blow; now this second blow has much greater effect than the first—for the power of the first was exhausted in changing the body from a state of rest to that of motion—but being in motion when it receives the second blow, the whole power is bestowed on the acceleration of its motion; and so on, by the third and fourth blows, until the body moves with a velocity, equal to that of the body from which the impulse is originally given. The slight blow given to a boy's hoop is sufficient to keep it running; and just so the fly-wheel of a machine is kept in rapid action by a succession of impulses, each of which

would hardly put it in motion. If we attempt to stop the wheel, it will inflict a blow in which a hundred lesser impulses are combined and multiplied.

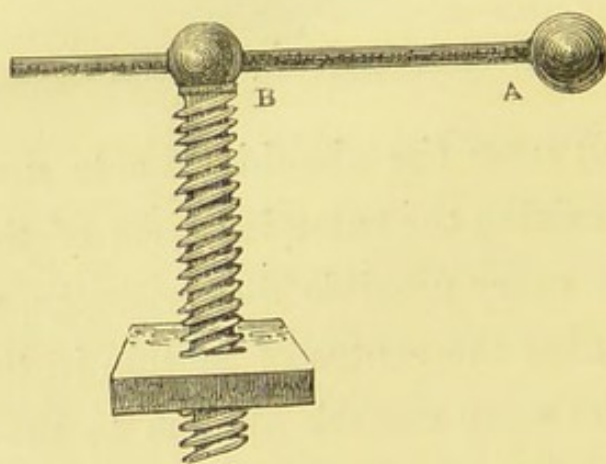
In the machinery of the animal body, there is, in a lesser degree, the same interchange of weight with velocity, and force. When a man strikes with a hammer,



the muscle (c) near the shoulder,* acts upon the humerus, B., in raising the extended lever of the arm, and hammer, with every possible disadvantage, seeing that it is inserted near the centre of motion in the shoulder joint; and the same remark applies to the muscle, D. But the loss of power is restored in another form. What the muscle D. loses by the mode of its insertion, is made up in the velocity communicated to the hammer; for in descending through a large space, it accumulates velocity, and velocity and weight are

* A. the scapula, or shoulder-blade; B. the humerus, or arm-bone; C. the deltoid muscle of the shoulder, arising from the shoulder-blade and clavicle, and inserted into the arm-bone; D. a muscle which draws the arm down, as in striking with a sword or hammer.

equal to force. The advantage of the rapid descent of a heavy body is, that a smart blow is given, and an effect produced which the combined power of all the muscles, without this mechanical distribution of force, could not accomplish. It is, in truth, similar to the operation of the fly-wheel, by which the gradual motion of an engine is accumulated in a point of time, and a blow struck capable of stamping a piece of gold or silver. In what respect does the mechanism of the arm differ from the engine with which the printer throws off his sheet? Here is a lever with a heavy ball at the end; in proportion to its weight it is difficult to be put in motion; the printer, therefore, takes hold of the lever near the ball, at A.; were he to continue pulling



at that part of the lever, he would give to the ball no more velocity than that of his hand; but having put the ball into motion, he slips his hand down the lever to B. Had he applied his hand near B. at first, he could not have moved the weight; but the ball being now in motion, if he direct the whole strength of his arm to the lever near the centre of motion, the velocity of the

weight at the further end will be greatly accelerated. Thus the weight and velocity being combined, the impulse given to the screw is much more powerful than if he had continued to pull upon the further end of the lever at A.

If we now turn back to the diagram (page 129), we shall understand how much is gained by the muscle, c, being inserted near the centre of motion, although, in one sense, at a mechanical disadvantage. First, that mode of insertion is in correspondence with the principle already adverted to, that the living endowment of muscle is never spared, but is bestowed liberally in proportion to the necessities of the part. But it will also be perceived, that the arm being put in motion by the force operating near the centre of motion, the velocity will be rapidly increased by each successive impulse from the muscle; and, of course, the motion at the further extremity will be more rapid than at the insertion of the muscle. Again, in the action of pulling down the arm, as in giving a back stroke with the sword, we perceive that when the hammer descends, the rapidity is increased by the mere effect of gravity; but when the action of the muscle is conjoined, the two forces, progressively increasing, greatly augment the velocity of the descent.

The same interchange of power for velocity, which takes place in the arm, adapts a man's hand and fingers to a thousand arts, requiring quick or lively motions. The fingers of a lady playing on the pianoforte, or of

the compositor with his types, are instances of the advantage gained by this sacrifice of force for velocity of movement. The spring of the foot and toe is bestowed in the same manner, and gives elasticity and rapidity in running, dancing, and leaping.

The motions of the fingers do not result merely from the action of the large muscles which lie on the fore-arm: these are for the more powerful efforts; in the palm of the hand, and between the metacarpal bones, are numerous small muscles, (*lumbricales* and *interossei*) which perform the finer movements,—expanding the fingers, and moving them in every direction with quickness and delicacy. These small muscles, attached to the extremities of the bones of the fingers where they form the first joint, being inserted near the centre of motion, move the ends of the fingers with great velocity. They are the organs which give the hand the power of spinning, weaving, engraving, &c.; and as they produce the quick motions of the musician's fingers, they are called by anatomists *fidicinales*.

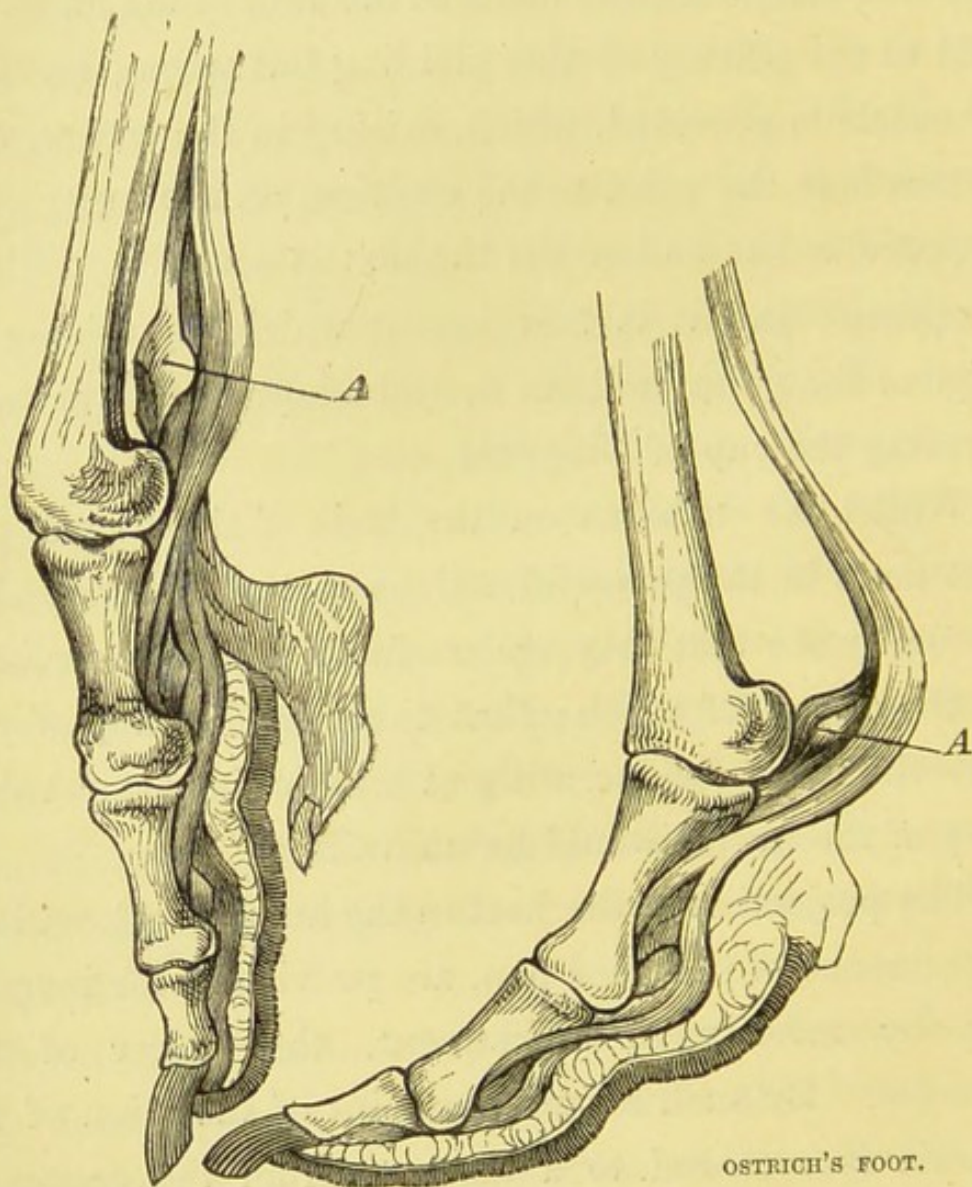
But there is another use which the small muscles in the hand serve. In grasping with the hand, the strength with which it closes, when all the muscles are combined in action, must be very great; the amount of power is exhibited when we see a sailor hanging by a rope, and raising his whole body with one arm. What must be the pressure upon the hand? If the palms, and inside of the fingers, and their tips, were not

guarded by cushions beneath the skin, it would be too much for the texture even of bones and tendons, and certainly, for the blood vessels and nerves, to sustain. The elastic pad in the foot of the horse, camel, or ostrich, is not a whit more appropriate, than the fine elastic texture beneath the skin of the hand. To add to the efficacy of this yielding but strong padding, a muscle is provided, which, arising in the centre, runs across half the palm to the cushion, on the inner edge, opposed to the ball of the thumb: it acts powerfully as we grasp; and it is this muscle which, by raising the edge of the palm, hollows it, and adapts it to lave water, forming the cup of Diogenes.

Whilst the cushions on the ends of the fingers protect them in the powerful actions of the hand, we shall presently see that they are useful also in subservience to the organ of touch; that they provide a power of receiving impressions, without which the utmost delicacy of the nerves would be unavailing.

The projection of the heel in the human foot, and the prominence of the knee pan, are provisions for increasing, by mechanical adjustment, the power of the muscles. By such means the point of insertion of the muscle is removed to a distance from the centre of motion in the joint, and the lever power thus obtained is added to the force of the muscle. The principle is maintained, and the demonstration more easy, in the joints of some animals, as in the hock of the horse; and we have a beautiful instance of it in the foot of the

ostrich. Where the flexor tendons pass behind the several joints of the foot, the heads of the bones are enlarged; which throws the tendons off from the centre of motion. But there is an additional provision still. A loose pendulous body, A, hangs between the tendons



and bone, at each of these joints; and it plays upon the bones in such a manner, that at the utmost degree of extension of the foot, when the bird requires to use all its power of muscular exertion to bend it again, this body is introduced to throw the tendons further back-

wards, and to add remarkably to the lever power. This body, A, is shaped like a wedge, with grooved surfaces to correspond with the bone before, and the tendon behind: and it is suspended by an appropriate muscle, which raises it like a bolt, after it has served the office of throwing off the tendons from the centre of motion. In addition, the sketch shows, that where these tendons pass behind the joints, they are thickened and hardened into cartilages, so that the bolt operates more effectually in directing them backwards, and producing the projection, equivalent to that of the heel or the hock.* These are the means by which “she lifteth up herself on high, and scorneth the horse and his rider.”

After the many illustrations which we have adduced from mechanics, the muscular power itself must be a subject of surprise and admiration. Gravity, the expansion and condensation of steam, the evolution of gases, the spring or elasticity of material, or all these combined, could not have answered the varied offices performed by this one property of life,—muscular contractility. The irritable and contractile fibre, of which muscle is composed, when chemically considered, does not differ from the fibrine of the blood; but from being endowed with this property of contraction, and adapted with “mechanical ingenuity,” it fulfils a thousand distinct purposes, in volition, breathing, speaking, digestion, circulation; and it is modified in all these

* I am indebted to Mr. Shaw, for these interesting demonstrations of the ostrich's foot.

functions according to the wants and condition of every class of animals.



MUSCLES OF LION'S PAW.

From what the reader already understands of the

conformity subsisting among all parts of an animal body, he will readily comprehend that a perfect relation must be established between the bones and the muscles: that as the bones of different animals exhibit a variety in their size, relative position, and articulations, so must there be an adaptation of the muscles. Accordingly, we sometimes find the muscles separated into smaller, and sometimes consolidated into more powerful masses. To the anatomical student, the mode of demonstrating the muscles of the human hand and arm, becomes the test of his master's perfection as a teacher. When they are taken successively, just as they present themselves in the arm, nothing can be more uninteresting, tedious, and difficult to attend to, than such a demonstration; but when they are taught with lucid arrangement, according to the motions performed by the distinct groups of muscles, it is positively agreeable to find how much interest may be communicated to the subject.

It would be foreign to the object of this work to introduce such demonstrations here. Yet it is remarkable that the muscles of the arm and hand should so closely resemble the muscles of the fore extremity of certain animals—of the lion, for example. I have added a sketch of the muscles of the lion's fore leg and paw; and we see how great a resemblance they bear to those of the fore-arm of man. The flexors, extensors, pronators, and supinators, in the brute, are exactly in the same relative place which the student of anatomy

is taught to observe with so much interest in the human arm. This example is sufficient to show how accurately the arrangement of the muscles conforms to the structure of the bones; and that in proportion as the bones of the extremity of any animal resemble, in shape and power of motion, those of the human arm, so will the muscles—another proof of the extent of the system of analogies established in the animal frame.

There is one circumstance more which should not be omitted in the comparative anatomy of these muscles, as it exhibits another instance of conformity in the structure of parts, to the offices they have to perform. We have just stated that the power of contraction is a vital property. The continued action of a muscle, therefore, exhausts its vitality. Now, to support that action, when inordinate, there must be a more than usual provision for the supply of the living power to the muscle:—there must be a means of increasing or maintaining the circulation of the blood within it, that being the source of all vital power.

In the *loris tardigradus** it has been observed that the axillary and femoral arteries, the great arteries of the anterior and posterior extremities, present this peculiarity—the main vessel is subdivided into a number of equal-sized and tortuous cylinders, which, previous to the distribution of the proper branches to the muscles, again unite to form a single trunk.† As this sub-

* See p. 32.

† There is some doubt as to the reunion of the vessels.

division of the trunk of the vessel produces a retardation of the blood, it has been argued that it is adapted to the slow motion of the animal. On the contrary, I believe it to be a provision for long-continued action. The animals which possess this peculiarity in their circulation, are not more remarkable for the slowness of their progression, than for the tenacity of their hold: their extremities are long, and their muscles powerful, either for sustaining the animal by grasping the branches of trees, or for digging. But surely the strength of the muscles cannot be maintained by retarding the circulation of the blood: it is a principle universally admitted, that the expenditure of arterial blood always bears a proportion to the vital force employed.

Buffon tried to make a dog amphibious, by immersing the puppy, before it had breathed, in tepid water. One of our own physiologists thought it possible, by putting ligatures upon the arteries which go to the limbs, and forcing the blood to take a circuitous course and by numerous channels, to the muscles, to make a tardigrade animal, like the loris, out of a vivacious spaniel. We need hardly say that these experiments failed. They were undertaken in a misconception of the nature of the living properties of muscles; which are more finely adjusted than any thing in the mere mechanism of the body. Every muscle has its prescribed mode of action, from the unwearied irritability causing the incessant motion of the heart, to the simple effort of the muscle which guides the pen.

Some muscles are ever in action, with but short intervals of rest; others act in regular succession: some are under the will, others withdrawn from it; some act quickly, as the heart, others slowly, as the stomach; but these are original endowments, and do not result from the force or languor of the circulation of the part.

To return to the subdivided and tortuous artery—were the blood-vessels of the living body like rigid tubes, and the laws of the circulation the same as those of hydraulics, such a form of the artery would certainly be the means of retarding the course of the blood. But it is impossible to believe that the circulation of the blood can be performed according to the same laws which govern the flow of water in dead tubes. The artery is dilatable; it contracts with a vital force; and both the dilatability and the contractility of arteries are subject to the influence of the living principle. When, therefore, the artery of a limb is divided into four or five vessels, which are tortuous, as in the sloth, the result will be a greater capacity of dilatation, and a greater power of contraction; and these, being vital operations, will be subject to be influenced and adjusted according to the necessity for the increase or diminution of the circulation. If such a peculiarity in the form of the vessels in the extremities of these animals retard the blood, it can only be during repose; for, on excitement, so far from retarding, it must bestow a remarkable power of acceleration. I conclude, therefore, that this variety of distribution in the arteries, is

a provision for an occasional increase of activity in the muscles of the limb, and for forcing the blood into contact with the fibres, notwithstanding their long continued action and rigidity. We have seen, in the preceding chapter, that the same animal which at one time moves out its paw as slowly as the hand of a watch, at another, when seizing its prey, acts with extreme rapidity: consequently, we cannot admit the inference that the tortuous and subdivided artery is a provision for languid movements.

OF THE RIGHT AND LEFT HAND.

In speaking of the arteries which go to the hand, it may be expected that we should touch on a subject, formerly a good deal discussed, whether the properties of the right hand, compared with the left, depend on the course of the arteries: for it has been affirmed that the superiority of the right arm is owing to the trunk of the artery which supplies it, passing off from the heart more directly, so as to admit of the blood being propelled more forcibly into the small vessels of that arm, than the left. This, however, is assigning a cause altogether unequal to the effect, and presenting too confined a view of the subject: it partakes of the common error of seeking in the mechanism, the explanation of phenomena which have a deeper origin.

Among all nations, there is an universal consent to give the preference to the right hand over the left. It

cannot, therefore, be a conventional agreement: it must have a natural source. For the conveniences of life, and to make us prompt and dexterous, it is pretty evident that there ought to be no hesitation which hand should be used, or which foot should be put forward; nor is there, in fact, any such indecision. Is this readiness taught, or is it given to us by nature?

Sir Thomas Browne says, that if the right side were originally the most powerful in man, we might expect to find it the same in other animals. He affirms that squirrels, monkeys, and parrots feed themselves with the left leg rather than with the right. But the parrot may be said to use the strongest foot where most strength is required; that is in grasping the perch and standing, not in feeding itself.

That the preference for the right hand is not the result of education, we may learn from those who by constitution have a superiority in the left. They find a difficulty in accommodating themselves to the modes of society: and although not only the precepts of parents, but every thing they see and handle, conduce to make them choose the right hand, yet, will they rather use the left.

It must be observed, at the same time, that there is a distinction in the whole right side of the body, as well as in the arm: and that the left side is not only the weaker, in regard to muscular strength, but in its vital or constitutional properties. The development of the organs of motion is greatest upon the right side;

as may at any time be ascertained by measurement, or the testimony of the tailor or shoemaker. Certainly, the superiority may be said to result from the more frequent exertion of this side; but the peculiarity extends to the constitution also; and disease attacks the left extremities more frequently than the right. We see that opera dancers execute their more difficult feats on the right foot: but their preparatory exercises better evince the natural weakness of the left limb; in order to avoid awkwardness in the public exhibitions, they are obliged to give double practice to the left leg; and if they neglect to do so, an ungraceful preference to the right side will be remarked. In walking behind a person, we seldom see an equalised motion of the body; the tread is not so firm upon the left foot, the toe is not so much turned out, and a greater push is made with the right. From the peculiar form of woman, and from the elasticity of her step, resulting from the motion of the ankle rather than of the haunches, the defect of the left foot, when it exists, is more apparent in her gait. No boy hops upon his left foot, unless he be left handed. The horseman puts the left foot in the stirrup and springs from the right. We think, therefore, we may conclude, that the adaptation of the form of every thing in the conveniences of life, to the right hand, as for example, the direction of the worm of the screw, or of the cutting end of the auger, or the shape of other tools or instruments, is not arbitrary, but has relation to a natural endowment of

the body. He who is left handed is most sensible to the advantages of this arrangement, whether in opening the parlour door, or a pen-knife. On the whole, the preference of the right hand is not the effect of habit, but is a natural provision, and is bestowed for a very obvious purpose: and the property does not depend on the peculiar distribution of the arteries of the arm—the preference is given to the right foot, as well as to the right hand.*

* There is a pleasant and ingenious epistle by Dr. Franklin, in which the left hand is personated, and made to contend for equal rights. She complains of being suffered to grow up without instruction—that she has had no master to teach her writing, drawing, and suitable accomplishments: that, on the contrary, she is left totally without exercise, but for the sympathy of her sister. To the countrymen of Dr. Franklin, the lesson of the subordination of the organs of the animal frame, is not altogether unsuited.



CHAPTER V.

THE SUBSTITUTION OF OTHER ORGANS FOR THE HAND.

AFTER having examined how one instrument, the hand, is modified and adapted to a variety of uses in different animals, it only remains, for elucidating the subject further, to contrast the hand with its imperfect substitutes in other creatures. From the insect tribe, I might have derived some of the most curious examples of instruments suited for purposes similar to those of the hand and fingers of man ; but I have intentionally confined the inquiry to the higher classes of animals.

The habits of certain fishes require that they should cling firmly to the rocks, or to whatever is presented to them as a means of support. Their locomotive powers are perfect ; but how do they become stationary in the tide or stream ? For example, I have often thought it wonderful that the salmon or trout should keep its place, night and day, in the rapid current.

[The poising and motion of fishes in the water has interested some of our greatest philosophers, as Galileo and Borelli. It is estimated that fishes make their way through a medium which resists nine hundred

times more than the atmosphere : but then, as it offers a certain resistance to their progress, it resists also the motion of their tail and fins by which they have their power of progression. The breadth of the tail of fishes, compared with that of their fins, and its muscularity and power, declare what is affirmed to us upon authority—that the tail is the great instrument of their progression ; and we can see that when the trout darts away, the force of his motion lays down the fins close upon his body. But the fins direct him, as out-riggers, and the pectoral fins especially, by raising or depressing the head, give direction to the whole body under the force of the tail. The lateral fins, and particularly the pectoral fins, also sustain him in the right position in the water : without the co-operation of these with the tail, the fish would move like a boat sculled by one oar at the stern. As the digestion of fishes, as well as that of other animals, is attended with the extrication of air, and as the intestines are below the centre, the belly would be turned up but for the action of these lateral fins ; as we see takes place in a dead fish. The tail and fins are the instruments of motion ; but the incessant action of the muscles which move these is a just matter of admiration. If a fish move with his head down the stream, he must move more rapidly than the water, or the water gets under the operculum of the gills, and chokes him. He lies, therefore, continually with his head to the stream. We may see a trout lying for hours stationary, whilst the stream is running past

him; and they seem to remain so for days and nights. In salmon-fishing, the fly is played upon the broken water, in the midst of the torrent; and there the fish shows himself rising from a part of the river where men could not preserve their footing, though assisted by poles, or by locking their arms together. When the salmon leaps, he makes extraordinary exertions. Just under the cataract, and against the stream, he will rush for some yards, and rise out of the spray six or eight feet; and amidst the noise of the water, they may be heard striking against the rock with a sound like the clapping of the hands. If they find a temporary lodgment on the shelving rock, they lie quivering and preparing for another somerset, until they reach the top of the cataract. This exhibits not only the power of their muscles, assisted by the elasticity of their bones, but the force of instinct by which they are led to seek the shallow streams for depositing their eggs. The porpoise will swim round and round a ship which is sailing at fourteen miles an hour: a thing almost as surprising as the fly circling round the horse's ear for a whole stage. To all this may be added, that the solid which mathematicians have discovered, by refined application of the calculus, and have termed "the solid of least resistance," because it is the conformation which is less than any other affected by the resistance of any medium, resembles a fish in its form.* The sea

* According to Lacepede, the speed of a salmon is about twenty-six feet in a second.

varies in temperature and pressure at different depths, and no doubt the texture of the fish, and especially of its integument, must conform to this variety. The swimming-bladder is the means of adjustment by which the fish lives at its native depths without waste of animal exertion : such is the power of expansion of the air-bladder when relieved from the pressure, that, when a fish is brought up from the greatest depth, it inverts and thrusts out the viscera from the mouth. We do not see, however, that naturalists have adverted to the place of this swimming-bladder. It lies close to the spine, and appears to counterbalance, in some measure at least, the air in the intestines by being thus placed above them. In the Cetacea, as the whale, their buoyancy proceeds from the quantity of oil under the skin, especially of their head, and which it has been observed is bestowed in order to insure their readily coming to the surface to breathe when their natural powers are weakened. For the same reason, that they may raise their heads to the surface, their tails are horizontal. In the jelly-fish, those soft animals which float in sheltered estuaries (the *physophora*), there is an air-vessel which they can fill and empty, by which means they rise or sink at pleasure. Others (the *vilella*) raise a sail. Some of this class propel themselves by taking in water, and suddenly rejecting it.]*

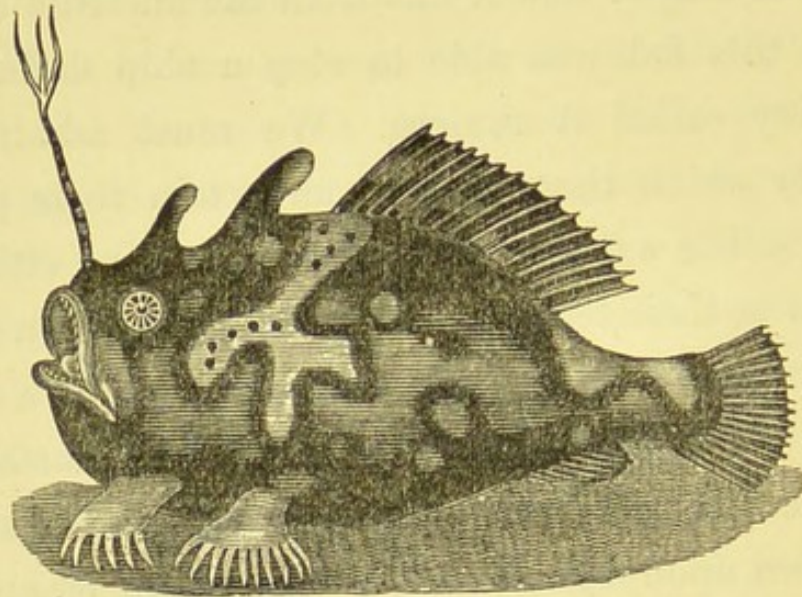
* Author's note, in edition of "Paley's Natural Theology, with illustrative notes by Lord Brougham and Sir Charles Bell." The additions to the text which follow, included within brackets, are from the same work.

In the sea, some fishes are provided with special means of clinging to the rocks. The lump-fish (*cyclopterus lumpus*) fastens itself by an apparatus on the lower part of its body; while the sucking fish (*remora*) has a similar provision on its back, by which it attaches itself to the shark, or to whatever is afloat, as the bottoms of ships: and it was from the ancients believing that this fish was able to stop a ship under sail, that Pliny called it remora. We must admire the means by which these fishes can retain their proper position in the water, without having to cling either by their fins or their teeth, or being prevented from catching their food. The apparatus resembles a boy's sucker: the organ is pressed against the surface to which the creature is about to fix itself, the centre is then drawn upon by muscles, in the same manner as the sucker is drawn by the cord, and thus a vacuum is made. Dr. Shaw tells us, that on throwing a lump-fish into a pail of water, it fixed itself so firmly to the bottom, that when he took hold of it by the tail, he could lift the pail off the ground, although it contained some gallons of water.

In the cuttle-fish we see a modification of the same kind of apparatus: the suckers are ranged in rows along the lower part of their feelers or arms, so as to become instruments of prehension and of locomotion. They can be turned by the animal in any direction, either to fix itself, or to drag itself from place to place. In the Indian seas these creatures become truly for-

midable, both from the length of their arms, which extend to eight or nine feet, and from the tenacity with which they cling.*

There is another fish, which, from its name, we should expect to be able to perform strange antics; it is called the "harlequin angler."† The appearance of



LOPHIUS HISTRIO.

this fish is grotesque and singular; the pectoral fins resemble short arms, and are palmated at their tips.‡

* In the Mollusca and Zoophytes, we find many instances of animals holding on against the force of tide or current. The Actiniæ fix themselves to rocks and shells; and some, as the sea-carnation, hang suspended from the lower surface of projecting rocks, resembling the calyx of a flower. By the elongation of their tentacula, they expand and blow out like a flower; the parts like petals being prehensile instruments, by which the animal draws whatever food floats near it into its stomach. The byssus of the mussel, a set of filaments secreted from a gland near the joint, is fixed to the rock at one end, whilst the gland preserves the hold at the other; it thus retains the shell at anchor, preventing it from drifting or rolling with the tide. In the oyster, the shell is directly cemented to the rock.

† *Lophius Histrio*,—the first word from the Greek, signifying the process which floats from the head, like a streamer or pennant; the second from the Latin word for an actor.

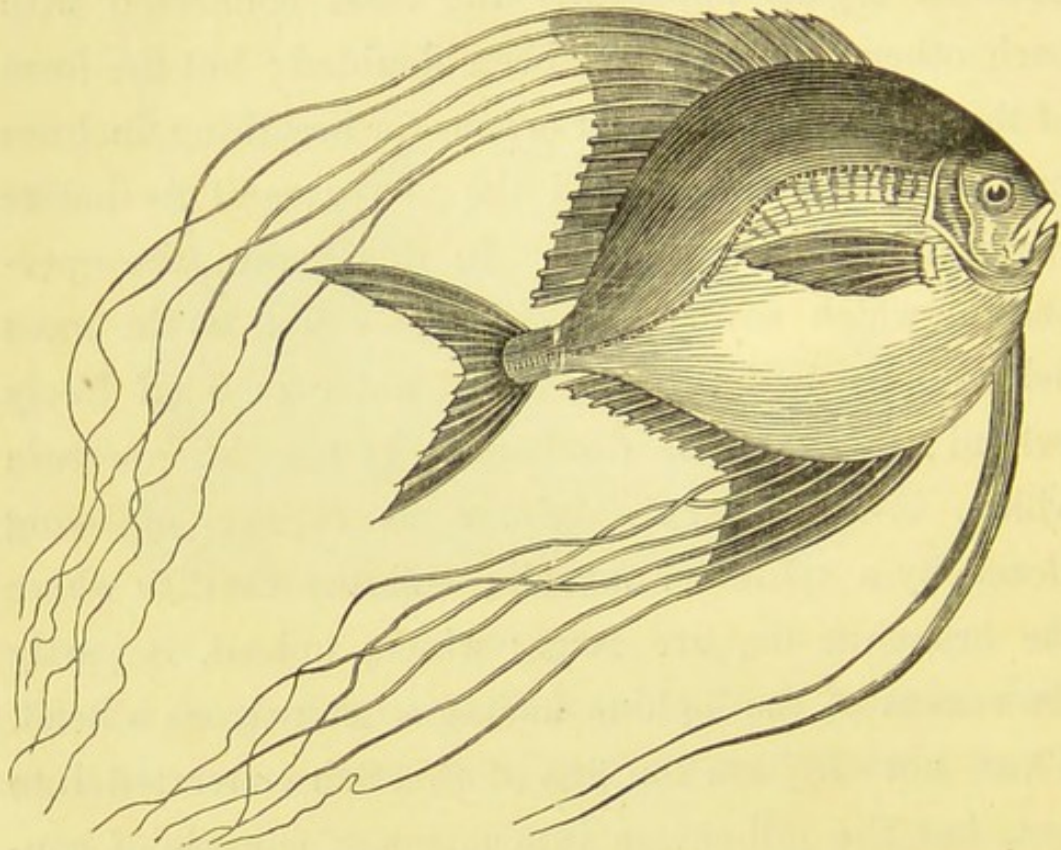
‡ These fins have two bones like the radius and ulna; but Cuvier says that they are more strictly bones of the carpus.

M. Renau, in his history of fishes, affirms that he knew an individual of this species; and the expression is not so incorrect, since he saw it for three days living out of water, walking about the house in the manner of a dog. The circumstance of its walking out of the water, has some interest, from showing that relations may subsist between organs apparently the least connected with each other: the fact has been doubted; but the form of the branchial organs, or organs for breathing, inclines me to believe that it had the power; and its habits required such a provision. In this genus, the operculum, which covers the gills, does not, as in most fishes, open to let the respired water pass off freely behind; the water is discharged by a small aperture which, in Mr. Owen's opinion, is capable of being closed by a sphincter muscle; and the cavities where the branchiæ lie, are large; which, indeed, is partly the reason of the lophius having so monstrous a head. Thus, not only are the fins of this fish converted into feet, but the gill-covers into pouches, capable of containing water sufficient for the branchiæ, when the sea has retired: then the lophius, lying in the mud or the shallow pools, watches its prey, and angles for it in a very curious manner.

But, besides the "harlequin angler," other fishes move out of the water on to dry land; and even ascend trees, without being carried there by floods. Thus the climbing fish (*perca scandens*), by means of the spines of its gill-covers and spinous rays of its

fins, can climb a tree, whence Dr. Shaw called it by that name.*

All animals protected by feathers, or shells, or scales, are endowed with an exquisite sense of touch in the mouth, or in appendages belonging to it. Fishes have hanging from their lips processes called *cirri*, which



ZEUS CILIARIS.

are equivalent to the feelers or tentacula of insects and crustacea. The fishing lines of the lophius are examples of these processes: of which frog-like fish, Pliny relates, that it will hide itself in the mud, and leaving the ex-

* The spines of the Echinus, or Sea Urchin, are moveable; they assist in progression. They are directed against an advancing enemy! Although these spines may be effectual for their purposes, they are to be regarded as the lowest or least perfect substitutes for extremities.

tremities of its glittering filaments, like worms, exposed to view, will entice the smaller fishes to become the prey of their concealed enemy.

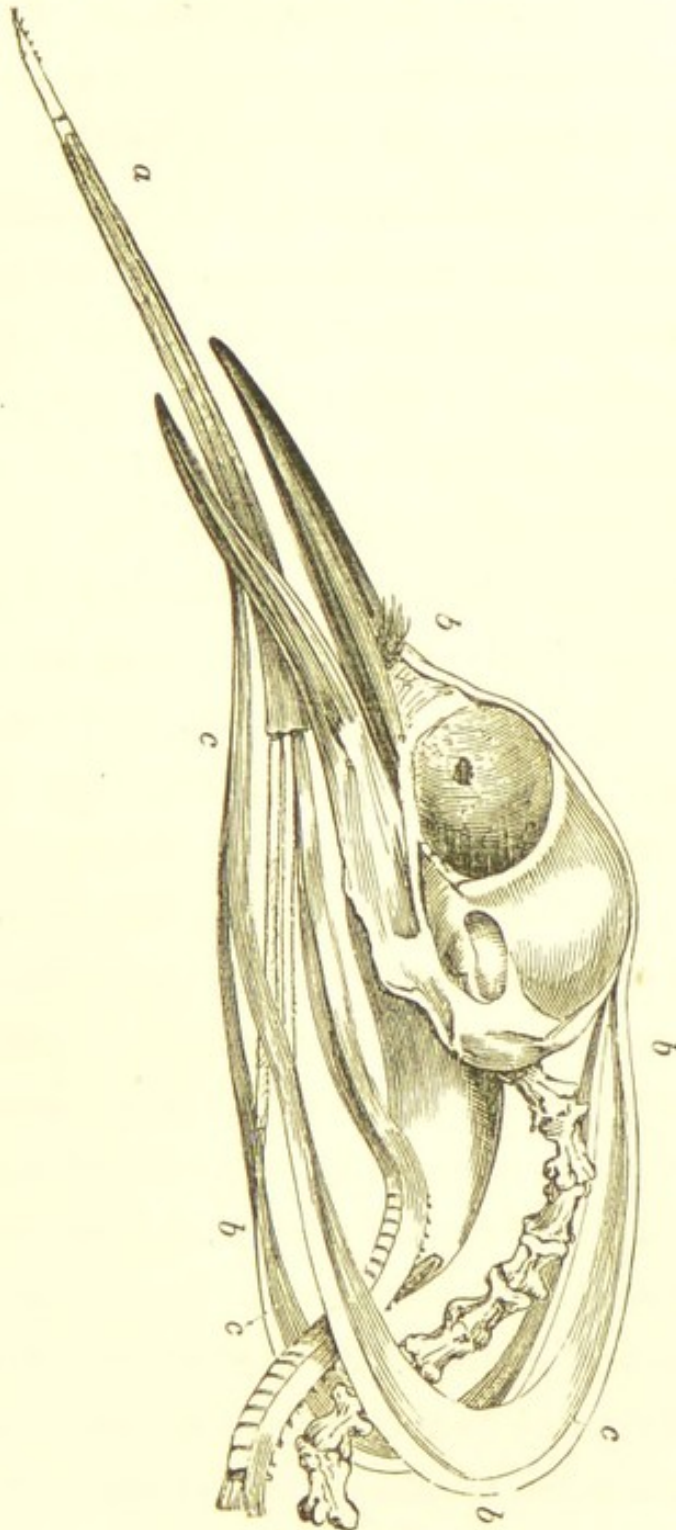
It is surprising how varied are the means by which fishes obtain their food. The bandouliere a bec (*chelmon rostratus*, of the genus *Chatodon rostratus*), squirts water at flies as they pass, brings them down, and then feeds upon them. The *sciæna jaculatrix*, according to Pallas, possesses a similar skill; and the *sparus insidiator* surprises aquatic insects by the sudden projection of its snout. As to the elongated rays of the dorsal and anal fins in the cordonnier of Martinique (*zeus ciliaris*, le blepharis, Cuv.), some naturalists affirm that they are employed to coil round the stems of plants, in order to sustain the fish. The several offices attributed to these processes in fishes, almost implies that they must possess sensibility, if not muscular power.

Some years ago I discovered, by anatomical investigation and experiment, that, in man, the sensibility of the head and its various appendages, as well as the power of closing the jaws and masticating, depended upon one nerve only, the Fifth, of the ten nerves which arise from the brain, and are distributed within and around the head. By the aid of comparative anatomy, I found also that a corresponding nerve served similar purposes in the lower animals. In those covered with feathers or scales, or protected by shell, this nerve becomes almost the sole organ of sensation. It gives sensibility to the cirri of fishes, and to the palpi of the

crustacea and the antennæ of insects. It is the same nerve which supplies the tongue, and is the organ of its exquisite sensibility to touch, as well as of taste. In some animals, especially reptiles, the tongue, by its length and mobility, becomes a substitute for these external appendages; and in others, besides serving for touch and for taste, it is an organ of prehension. With it the ox gathers in the herbage; and in the giraffe it is curious to observe that, as the whole frame of the animal is calculated to elevate the head to a great height, so the tongue is capable of projecting beyond the mouth to an extraordinary extent, and of wrapping round and pulling down the extreme branches of trees.

[What could have tempted Buffon to express his pity for the woodpecker, as abject and degraded: and why should this bird be described as leading an insipid life, because continually employed in boring and hammering the old stump of a tree! A late naturalist describes the woodpecker as enjoying the sweet hours of the morning, on the highest branch of the tallest tree, fluttering and playing with his mate and companions. No doubt his diligence, perseverance, and energy in plying his beak are very extraordinary. But, besides the wedge-like strength of the beak, and the power of the neck to strike with it, there is something remarkable in its sensibility. That nerve, the fifth pair, on which we have shown that all the sensibility of the head depends, transmits a large branch along the inside

of the mandibles; and, as the nerve approaches the extremity, it perforates the bone by innumerable small



WOODPECKER'S TONGUE.

canals, so as to be given to the horny covering of the beak, which is thus possessed of a sensibility to feel in

the crevices of the wood, and under the bark; and the woodpecker is enabled by this means to direct the tongue, which moves with extraordinary celerity, and with a point like a barbed arrow. We have represented the dissection of the head of this bird more accurately in its anatomy, than is to be found in books. We offer it because it exhibits a very curious piece of mechanism, adjusted to the tongue, to enable the animal to thrust it out far, and with unusual rapidity. *a*, is the barbed tongue; *b*, two slender elastic ligamentous cartilages, of very peculiar structure and use; on one extremity they are attached to the bone which supports the upper mandible; from this we trace them over the skull down upon the sides of the neck; and, with a large sweep, turning under the lower mandible, and so continued into the tongue, and not terminating until they reach the horny point, *c c c*, a long muscle which follows these ligamentous cartilages upon their concave side, arising from the bone of the lower mandible, and so sweeping round with the cartilages and over the skull, to have another fixed point at the upper mandible: these protrude the tongue. Two muscles are seen to arise from the sides of the larynx, which are the opponents of the last, and retract the tongue. Leaving the other parts of the anatomy, we beg the reader's attention to the action of the muscle *c c c*, which presents one of those curious instances observed in comparative anatomy, of a mechanism adapted to a particular purpose; the tongue is not only thrust out

far by this apparatus, but it is shot with great rapidity, in correspondence with its barbed point; this effect is produced by the two extremities of the muscle being fixed points, and the fibres of the muscle itself running on the concave side of the cartilaginous bow, so as to form a smaller circle. We require no mathematical demonstration to prove, that the tongue must be thrust out to a greater distance than the measure of contraction of the muscle. Let us tie the line of the fishing-rod to the last ring of its slender top, and pull upon it at the last ring of the butt: the motion of the top will be very extensive, even when only an inch of the line is drawn through the rings. This is a pretty accurate representation of what takes place by the contraction of this protruding muscle. We have noticed that the upper end of this arch is fixed, the whole motion must therefore be given to the loose extremity in the tongue; and we cannot but observe, that whilst this peculiar arch and muscular ring are adapted for the rapid protrusion of the tongue, its retraction is produced by a common muscle, that is, a muscle running in a straight course. Another curious part of this apparatus is, that a very large gland, which pours out a glutinous matter, is embraced and compressed by the action of the circular muscle. This viscid secretion bedewing the tongue furnishes an additional means for the bird to pick up insects, such as ants, without the necessity of sticking each with its arrow. Nothing can be more mechanical, or more happily adapted to its purpose, than the whole

of this structure, and consequently nothing better suited to strengthen our argument. Indeed, it is not inferior to the means employed for giving rapidity of motion to the *membrana nictitans* of the eye of the bird.

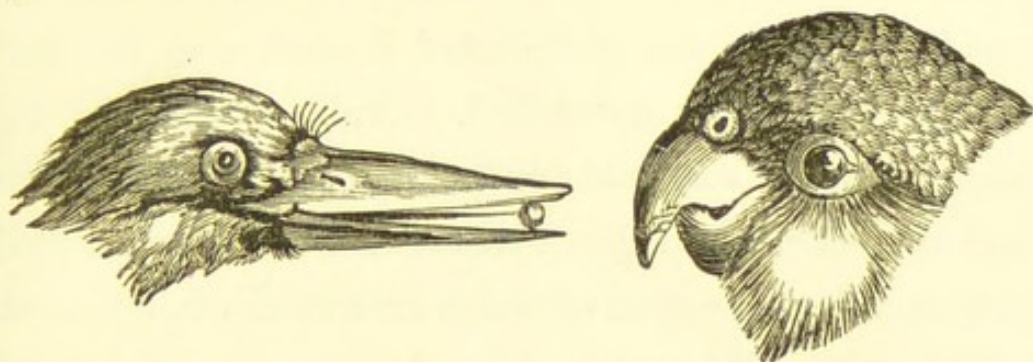
With the instrument, as we have before hinted, we should expect a particular instinctive action, and a corresponding muscular power. As an animal with



HERON'S BILL.

horns has a powerful neck, so has the neck of the heron, introduced here, an extraordinary muscular power, without which, indeed, the long and sharp bill would be of little use. When the dog approaches the wounded heron, the bird throws itself upon its back, and, retracting its long neck, suddenly darts it out, with a force which strikes the bill deep into the dog. If you hold your hat towards the bird, the bill will be struck quite through it. In contending with the hawk, when the latter is spitted, it is not by the rapid descent of the hawk, but by the force with which the heron drives its bill. The strength of the bill of the parrot, and that of all birds which break the stones of fruit, or

nuts, or hard seeds, is in another direction: the bill is hooked, yet is differently formed from that of the carnivorous bird. The intention is, in the first place, that the point shall play vertically, which, with the strengthening by successive layers of the horny material of the bill near the point, enables it to break hard objects; and secondly, that by this form the nut or seed may be



brought nearer the joining or articulation of the jaw; which gives the same advantage that we have, when we put a nut nearer the joint of the nut-cracker, that is, nearer the fulcrum. One disadvantage of this form and shortness of the bill would be, that the mandibles could not open wide enough to take in a large seed; but it is provided that the upper mandible shall move upon the skull, as well as the lower one. The form of the bill of the cross-bill looks like an imperfection, but it is attended with real advantages; it is not for crushing, but rather for splitting up a seed into halves, and tearing the cones of the fir-tree. One of the most curious provisions is in the bill of the sea-crow; the mandibles are compressed into the form of simple laminae,

and the lower mandible projects beyond the upper one ; so that, as he skims along the water, he dips his bill, and lifts his food, by the most appropriate instrument.]

The whiskers of feline quadrupeds, through branches of the fifth nerve, which enter their roots, possess a fine sensibility. Birds possess it also in a high degree, in their mouths. Ducks, and all that quaffer with their bills under water, have the sense very fine ; and in the mandibles there are distributed branches of the fifth nerve, remarkably developed. Animals feel in the whole of their external surface ; and of serpents we may say, that when they coil themselves round a body they exercise the organ of touch over their whole length. Still it is the fifth nerve of the brain, or nerves analogous to it, which, in the greater number of animals deficient in extremities, or in proper prehensile organs, ministers to the appropriation of food ; the organs may vary in conformation ; being sometimes only delicate palpi, sometimes horny processes ; but in all, the senses of touch and of taste are bestowed through this—which is the nerve of sensation of the face, tongue, and lips, and the motor nerve of the muscles of the jaws, in man.*

But we may repeat, that, necessary as these appendages, and this sensibility, are to the existence of the animals possessing them, the imperfections which they exhibit, serve to show, by contrast, how happily the Hand is constructed. Our admiration is increased as

* See Note at the end of this Chapter.

we consider the sensibility to various impressions of touch, to varieties in the activity of the muscles, and to changes of posture, possessed by the human hand; and all united to a facility of motion in the joints, for unfolding and turning the fingers in every possible degree and direction, without abruptness or angularity, and in a manner inimitable by any artifice of springs, pulleys, and levers.

NOTE.—AUTHOR'S CLASSIFICATION OF THE NERVES:—

These observations on the uses of the Fifth nerve will be imperfectly understood, unless it be explained that they refer to the Classification of the nerves of the human body, which the author proposed as the result of viewing the Nervous System in the animal kingdom generally.

In forming that classification, he began by looking to the nerves in their earliest stage of development. To see what were the first wants of an Animal which called for the provision of a nervous system, he compared the properties of an Animal of simple structure, with those of a Vegetable, in which the nervous system is wanting. With other physiologists, he considered that certain functions, as nutrition, assimilation, secretion, &c., were common to beings of both kingdoms; and these he put aside in the inquiry. But he perceived, on the other hand, that in the mode of their procuring food, an important distinction existed between them. What mainly characterises a Vegetable, is its being fixed to

the soil, and obtaining nourishment by roots : while the Animal is characterised by moving from place to place, in quest of food, and exercising sense and volition to select and appropriate it. Accordingly, he conceived that the earliest wants of an animal, which required a nervous system, had relation to its mode of obtaining food ; and that the following organs were essential to the lowest as well as the highest : First, Locomotive organs,—as legs, or substitutes for them ; secondly, Prehensile organs,—as arms, or substitutes for them ; thirdly, Manducatory organs,—as jaws and teeth, for preparing the food for deglutition ; lastly, Nerves, motor and sensitive, with a centre for volition, and a sensorium.

From the variety of positions, habits, and instincts of animals, connected with their procuring food, the organs above enumerated present an almost endless diversity of form and use ; and in those lowest in the scale, we see them co-operating, or interchanging duties ; so that the prehensile organ will act for locomotion, and the manducatory one for prehension ; or even, occasionally, both for locomotion. But in the progressive advancement of animals, we perceive a gradual departure from this communion of office ; the several organs are, by degrees, respectively disembarrassed of duties pertaining to the others, and are more confined to their own single purposes. So that, at length, we find, in Man, the Lower Extremities appropriated exclusively to locomotion ; the Arms exclusively to prehension ;

and the apparatus of Jaws and teeth exclusively to manducation. It is not till the Mouth is thus freed from participation in the duties of the other organs, that its form is adapted to its high and distinguishing office, in Man, that of serving for articulation of sounds in Speech.

As to the Nervous System, the author conceived, that of the endowments mentioned as essential for animal existence, viz., motor power, with senses—the most early required of the latter would be common Sensation, and the sense of Taste. Now, the Fifth nerve bestows sensation on the surfaces of the head, and likewise gives taste; besides which, it is a motor nerve, but limited to giving power to the muscles of manducation. Again, the series of double nerves (motor and sensitive), which pass off laterally from the whole length of the Spinal Chord, to the trunk and extremities, ministers to the general sensibility of the body, and to the motion of the prehensile and locomotive organs. As the Fifth nerve, both in structure and function, bears an exact resemblance to the Spinal Nerves, and is the only one of the ten nerves of the brain which does so, he associated it with these nerves, in one Class. And that class he considered to be, as he designated it, the “Original” system of nerves; or the representative, in their highest stage of development, in Man, of the nerves first introduced in the animal kingdom, to bestow properties which no animal is without—a class of nerves which, besides conferring Touch, Taste, and general

Sensation, gives power to the Locomotive, Prehensile, and Manducatory organs.

It may be briefly added;—that in proportion as the organisation of animals rises, and approaches towards the perfection of man, new Senses are successively provided—Vision, Hearing, Smell, each calling for appropriate nerves and centres of influence in the brain.

But further complexity is caused by the development of the organ of Respiration. That organ, at first confined to simply oxygenating the blood, by gradual and interesting processes of change, has its mechanism at length so greatly modified, that besides carrying on its original office, it is adapted to be the instrument of Voice, in man. To that condition it is not elevated till the Mouth, by a concurrent advancement of the locomotive, prehensile, and manducatory organs, has been prepared to receive the wind-pipe and larynx into its structure; and has assumed a form calculated to combine, in Man, the articulation of vocalised sounds, in Speech, with its original, simple office of manducation and deglutition. In correspondence with that new construction, and new application of the organ of breathing, distinct nerves are introduced, and superadded to the former class; and the author called these the “Respiratory” system of nerves.

According to his arrangement, there was still a third set of nerves, the “Sympathetic;” which

he supposed to regulate and combine the processes of the economy commonly known as the “vegetative functions.”—(S.)*

* See “On the Nervous System of the Human Body,” by the Author; also, “On Sir Charles Bell’s Researches in the Nervous System,” by the writer of this Note.



CHAPTER VI.

THE ARGUMENT PURSUED.

So far as we have hitherto proceeded, examining our subject by comparative anatomy, we have been led to conclude that, independently of a system of parts marvellously combined to form the individual animal, another more comprehensive one exists, embracing all animals. However different animals may be in form and bulk, or to whatever condition of the globe they may have been adapted, an uniformity pervades the whole. We have seen no accidental deviation or deformity; but every change has been for a purpose, and every part has had its just relation. In all the varieties, we have witnessed the forms of the organs moulded with such a perfect accommodation to their uses, and the alterations produced in such minute degrees, that all notion of accidental external agency must be rejected.

We might carry our demonstration downward through the lower classes of animals. For example, in insects, we might trace the different modifications of the feet, from their most perfect or complex state, till they dis-

appeared; or, following the changes in another direction, we might pursue them from their smallest beginning, to the most perfect condition of the member, where thigh, leg, and tarsus are represented, as in the fly. We should, at first, discern the feet on the bodies of worms, as fine cirri, like minute bristles, taking slight hold of the surface over which they creep. In the sea-mouse (*aphrodita*), we should perceive these bristles standing out from distinct wart-like processes, which are furnished with appropriate muscles. Then in the *myriapodes*, the first order of insects, we should see each foot of the "many feet" possessing a distinct articulation. From that, we might pass to insects which have a thigh, leg, and foot, with the most perfect system of flexor, extensor, and adductor muscles; possessing, in fine, all that we most admire in human anatomy. Nay, it is more curious to observe how the feet of true insects are again changed or modified, to assume new offices—the anterior feet becoming feelers, organs of prehension, or *hands*. We thus perceive, that were it our object to examine the delicate and finely adapted instruments of insects, it would be easy to trace almost every one of them through a succession of modifications. We have seen, among the vertebrata, the hand become a wing or a fin; so might we discover an opposite change in the wing of an insect. If we began with the fly which has two delicate and perfect wings incased and protected, we should find that the covers were capable of being raised, so as to admit of the ready

expansion of the wings : in another, the cover itself or case would be converted into a wing, and the fly characterised by having four wings ; proceeding to a third example, we should discover that this anterior wing was larger and more perfect than the posterior : in the fourth specimen, we should find that the posterior wings had disappeared, and that it had only two perfect ones : if we continued the examination further, the next specimen would present an insect deprived of wings altogether. These are not freaks of nature, but new forms of the body ; new appendages required for a different poising of the fly in its flight. They are adaptations succeeding each other in that regular series which we have observed to obtain in the larger animals, and where the intention cannot be mistaken.

A very natural question will force itself upon us, how are those varieties to be explained ? The curious adaptation of a member to different offices and to different conditions of the animal, has led to a very extraordinary opinion, in the present day,—that all animals consist of the same “elements.” It would be just to say that, in every species of animal, however differing in form and structure, the material of which they are formed, consists of the same chemical elements, and that this material is attracted and assimilated by the performance of the same vital functions. But by elements, authors mean certain pieces, which enter into the structure of the body, and which, they suppose, by being transposed and differently arranged,

give rise to the varieties in the forms of animals. They illustrate their views by the analogy of the building materials of a house: if, they say, there be a given quantity of materials, and these are exhausted in the ornamental parts, as the portico and vestibule, there must be a proportionate limitation of the apartments for the family. The hypothesis essentially is, that when a part occupying a certain place in one animal, is missed there in another, we are to seek for it in the latter, in some neighbouring organ. This new theory is brought forward with the highest pretensions; the authors call upon us to mark the moment of its conception, as the commencement of a new era! They speak of the "elective affinities of organs," "the balancing of organs," "a new principle of connection," "a new theory of analysis;" and on such grounds affirm that this surpasses all former systems as a means of discovery.

Now, the perfection or aggrandisement of any one organ of an animal, is not attended with the curtailment or proportional deficiency of any other. Perhaps the supporters of this theory dwell too much upon the bones; but even in them, we shall show that the system is untenable. In the meantime, we may ask, is the addition of new parts in connection with the stomach, making this organ highly complex, as in ruminating animals, attended with a shortening of the intestinal canal, or increased simplicity in its structure? On the contrary, is not a complex stomach necessarily con-

nected with a long and complicated intestine? Does a complex intestinal canal throughout all its course, render the solid viscera which are in juxtaposition imperfect? Is there any defect in them, because the organs of digestion are perfect or complicated? Does the complex heart imply a more simple, or a more perfect condition of the lungs? In short, as animals rise in the scale of existence, do we not find that the systems of digestion, circulation, respiration, and sensation bear ever a proportional increase? Is there any instance of an improvement in one organ thrusting another out of its place, or diminishing its volume? As to the osseous system, were we to follow these theorists into the very stronghold of their position, the bones of the skull, where the real intricacy of the parts allows some scope for ingenuity, we might show how untenable was the principle that they had assumed. But we prefer confining ourselves to our own subject.

We have already stated that, in the higher orders of the vertebrata, the bones of the shoulder perform a double office; that they have an important share in the act of respiration, whilst they afford a perfect foundation for the motions of the extremity. Let us take an instance where the mode of respiration of the animal is inconsistent with, what we may term, the original mechanism of the bones of the shoulder. In the batrachian order (p. 65), the ribs are wanting. Where then are we to look for them? Shall we follow a theory that directs us, if a bone be absent in the cavity of the ear

of the bird, to seek for it in the jaw; and yet, when a whole class of animals is deficient of thirty-two ribs, will not inform us where these are to be found, or how the elements are built up in other structures? If we adopt, on the contrary, the principle, that parts are added or withdrawn, with a never failing relation to the function to be performed, we can comprehend, that if, to suit the peculiarities of the animal, the compages of the chest be removed, and the shoulder be consequently deprived of support, the bones to which the extremity is fixed, will be expanded and varied both in form and articulation, so as to fulfil the main object of a shoulder,—that of giving security and a centre of motion to the arm.

With respect to the instance incidentally noticed, and brought forward so vauntingly as a proof of the excellence of the theory,—the mechanism of the jaw in birds, it proves the reverse, indeed, of what is assumed. The matter to be explained is simply this. The chain of bones in the ear, which is so curiously adapted, in the mammalia, to convey the vibrations of the membrane of the tympanum to the auditory nerve, is not found in the organ of hearing in birds; there is substituted a mechanism entirely different. The supporters of the theory choose to say that the incus is the one of the four bones of the chain which is absent in the bird: and where, they ask, is it to be found? Here, they reply, in the apparatus of the jaw or mandible; the bone called *os quadratum* is the incus. I believe that

the slight and accidental resemblance which the bone (B.) (see figure p. 174) in the bird, has to the incus in man, is the real origin of the fancy.

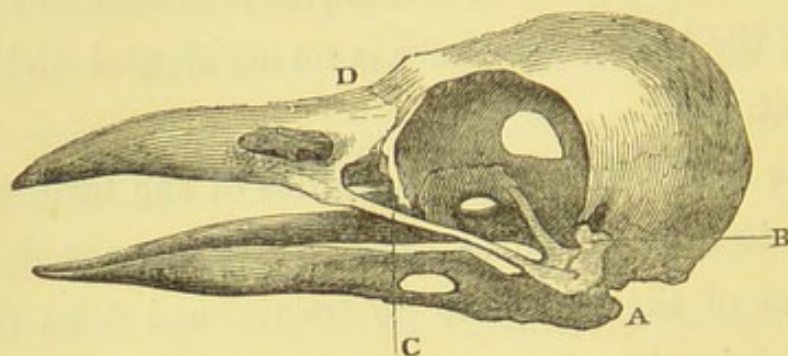
Let us follow a juster mode of reasoning, and see how the hypothesis in question obscures the beauty of the subject. The first step ought to be, to inquire whether there be any imperfection in the hearing of birds, from want of the incus. That question is easily answered—the hearing of birds is most acute; the slightest noise alarms them; the nightingale, or other bird of song, in a summer evening, will answer to the note of his rival, when out of our hearing. We have next to observe another peculiarity in the organ—the absence of an external ear; the presence of which would be at variance with all that we most admire in the shape of the bird, and direction of the feathers, as conducing to its rapid passage through the air. With this obvious defect of the external ear, can we admit that the internal ear is also imperfect—notwithstanding the remarkable acuteness of hearing, which, we know, can result only from the internal structure?

Now, although the structure of the ear of the bird does, in fact, differ from that of the mammalia, yet nothing is wanting. The *columella*, a shaft of bone of exquisite delicacy, extending from the outward membrane of the ear to the labyrinth, or proper seat of the nerve of hearing, occupies the same place, and performs the same office, as the chain of four bones in the ear of the mammalia: and we have no authority for

affirming that the incus, more than any other bone of the chain, is wanting. The sense of hearing is enjoyed by birds in as exquisite a degree as by quadrupeds: the organ is not imperfect; it is a varied apparatus, adapted to a new construction; it is suited to the condition of the bird: and there is no accidental dislocation or substitution.

Let us but look to the mandibles of the bird, and see the use to which this *os quadratum*, supposed by the upholders of the theory to be transposed from the ear, is applied in the apparatus for opening them; and we shall have a most curious example of mechanical adaptation. Indeed, the bill of the bird, in some degree, pertains to our subject, as it is an organ of prehension and of touch. It is withal a fly trap—hence, its motions must be rapid. Now, the velocity is increased by the most obvious means imaginable,—that is, by giving motion to both mandibles, instead of to one. When a dog snaps, he throws back his head, and thereby raises the upper jaw at the same time that the lower one is dropped; but these are slow and clumsy motions, performed by the muscles of the neck as well as by those of the jaws; and the poor hound makes many attempts before he can catch the fly that teases him. But a swallow or a fly-catcher makes no second effort; the apparatus of prehension which they possess corresponds so admirably to the liveliness of their eye and to their instinct. The mechanism by which such rapidity of motion is attained, is this: the muscles which depress

the lower mandible, by the same effort elevate the upper one : A. is a process of the lower mandible, projecting behind the centre of motion ; accordingly, when the muscle attached to this process contracts, it causes



the point of the bill to descend : but the *os quadratum* (B.) situated between the lower mandible and the skull, is at the same time compressed : therefore, a shaft or process (c.) from this bone, and which has its anterior extremity fixed against the upper mandible, projects forwards ; hence, when the muscle acts, and the *os quadratum* receives the pressure of the lower mandible, and the process (c.) is thrust forward, like a bolt, against the upper mandible, the latter moves upon the skull at (D.), and is elevated, at the same time that the lower is depressed.* Here, then, is a piece of mechanism as distinct as the lock of a gun, and manifestly intended, as we have said, to give rapidity to the motions of the bill. Now, whether is it nearer the truth to consider this as a new apparatus, suited to the necessities of the creature, or to look upon it as an

* Another process of the *os quadratum*, directed more internally, assists in raising the upper mandible.

accidental result of the introduction of a bone, which in its proper office has nothing to do with the jaw?

But we have wandered somewhat from our subject. Let us test the correctness of the theory by attending to the bones which correspond to those of the hand. We have seen that, in animals generally, the same system of bones is preserved, variously modified so as to be adapted to every possible change in office. Now as it is insisted that the number of elements of an organ continues the same, what can be said with regard to the number of bones entering into the paddle, in the saurian and chelonian reptiles? Whilst in man the bones of the wrist and fingers are twenty-seven, and those of the horse only fifteen, the corresponding polygonous bones of the ichthyosaurus (p. 112) are sixty or seventy. Yet, notwithstanding there are in the paddle so many bones, in the part corresponding to the arm and forearm, there is only the proper complement. If the system fail us in such an obvious instance, with what confidence can we prosecute the inquiry, under its guidance, into the analogy of the intricate bones of the spine and head.*

In seeking assistance from the works of distinguished naturalists, we do not always find indications of that disposition of mind which we should expect to prevail

* Since the above criticism, justified by the extravagance of the views propounded at the time, was written, the theory has been greatly amended; and connected with it many interesting facts have been disclosed, quite consistent with the general course of argument throughout the treatise. See "On the Archetype and Homologies of the Vertebral Skeleton," and "Discourse on the Nature of Limbs," by Professor Owen.—(S.)

as a necessary result of their peculiar studies; we miss that combination of genius with sound sense, which distinguished Cuvier, and has been ever the characteristic of all great men of science. It is, above all, surprising with what perverse ingenuity some will seek to obscure the conception of a Divine Author, an intelligent, designing, and benevolent Being; how, clinging to the greatest absurdities, they will rather interpose the cold and inanimate influence of some theory of "elements," so as to extinguish in our minds all feeling of dependence, all emotions of gratitude.

Some comparative anatomists there are, who will maintain that all varieties in animated beings are the mere result of changes of circumstance, influencing an original animal! They hold that new organs have been produced by a desire, and consequent effort, of an animal, to stretch and mould itself into a shape suitable to the condition in which it is placed;—that, as the leaves of a plant expand to light, or turn to the sun, or as the roots shoot to the appropriate soil, so do the exterior organs of animals grow and adapt themselves! An opinion, as we shall presently find, has prevailed that the organisation of an animal determines its propensities; but the philosophers of whom we now speak, imagine the contrary;—they pretend that, influenced by new circumstances, organs can accommodate themselves, and assume particular forms.*

* The means which *Nature* employs to give existence to all its productions, according to Lamarck, are time and favourable circumstances. The circum-

It must be here remarked, that there are no instances in the animal kingdom, of new organs being produced by the union of individuals belonging to different species. Nor is there any foundation for the opinion, that new species may be formed, by the union of individuals of different families. But it is contended, that, although in the last 5000 years the species of animals have not changed, we cannot tell what may have been the effect of revolutions occurring in the globe, before that time; that is, previous to the present condition of the world. On subjects of such a nature, however, we can argue only from what we know, and what we see.

We do, however, perceive, in the conformation of the same animal, surprising changes; some of which are familiar to us. But they all evince foreknowledge and a prospective plan,—an alteration gradually taking place in preparation for, never consequent upon, a new

stances alluded to, are climate, temperature, and the surrounding elements: as to the time, he allows no bounds. The bird, he says, which seeks its nourishment in the water, must stretch its toes; hence, in course of time, membranes will extend between them, and the web-foot will be perfected, as has been the case in the duck. But in the bird that perches on the branch, the toes will have the points lengthened, and hooked, to embrace the twig. The bird which wades, as the crane, and which either cannot swim, or is unwilling to put its body in the water, extends its toes to obtain its food; in time, those feet and limbs will elongate, and the body will become mounted on stilts. By a similar process of gradual development, he would persuade us, that the ouran-outang has shortened his arms, lost his tail, and broadened his feet, and has taken the stature and bearing of a human being!

That a man should have given expression to such fancies, in jest, or in mere idleness, or to provoke discussion, is probable: but that he should have published them, as a serious introduction to a system of natural history, is, indeed, a marvel. It is a miserable theory, to which we can only conceive a vain person driven by the dread of being thought to harbour the belief of vulgar minds.—See the *Système des Animaux sans Vertèbres: discours d'ouverture*, page 15.

condition. It will suffice for our purpose to take the highest and lowest examples. Man, in the body, has two conditions of existence; hardly two beings can be less alike than an infant and an adult. Now, the whole foetal state is a preparation for birth. My readers would not thank me, were I to explain how necessary to his being born alive are the proportions and forms of the infant, as contrasted with those of the full-grown man: yet nothing would be so easy to demonstrate. From the moment of birth, the growth of the body takes a new direction, so that the proportions are changed, and the conformation is accommodated to the erect posture. Few, however, are aware that the life of the child unborn has relation to its condition; and that if the period of birth be protracted beyond the appointed time, it will die, not from a defect of nourishment, but because the period has arrived for a change in its whole economy!

Now, previous to birth, all the organs of the body are being prospectively developed; the lungs becoming perfected, before the admission of air—new tubes constructed, before the flood-gates, which are to admit the blood, are opened. But there are other provisions finer, and more curious, than these. Take any of the grand organs, as the heart, or brain; examine it through all its gradations of change in the embryo state, and we shall recognise it, first, as simple in form; then gradually expanding; and finally, assuming the condition peculiar to adolescence. So that it is affirmed, not without the

support of a most curious series of observations, that in its earlier stage of growth the human brain resembles that of a fish: next, it bears a resemblance to the cerebral mass of the reptile; in its increase, it is like that of a bird; and slowly, and only after birth, does it assume the proper form and consistence of the human brain. But in none of all these stages of development do we see the influence of any supposed law of elementary constituents; or of any other law, than that the order of his development has been so predestined.

If, passing over the thousand instances which might be gathered from intermediate parts of the chain of animal life, we were to proceed to examine the structure of insects, more particularly the metamorphoses they undergo, similar conclusions would be arrived at. For example, if we took the larva of a winged insect, we should perceive in the arrangement of its muscles, and distribution of its nervous system, all the requisite provisions for its moving over ground. But if, anticipating the metamorphosis, we dissected the same larva immediately before the change, we should find a new apparatus in progress towards perfection; we should see the muscles of its many feet decaying; the nerves to each muscle wasting; a new arrangement of muscles, with new points of attachment, directed to the wings, instead of to the feet; and finally, a new distribution of nerves, accommodated to the members about to be put in motion. Here is no budding or stretching forth of organs, under the influence of surrounding elements;

it is a change operated on all the economy, and prospective, that is, in anticipation of a condition which the creature has not yet attained.

These facts countenance the conclusion, drawn from the comparative anatomy of the hand and arm—that with each new instrument, visible externally, there are a thousand internal relations established. The introduction of a new mechanical contrivance in the bones or joints, infers an alteration in every part of the skeleton; a corresponding arrangement of all the muscles; an appropriate distribution of the nervous filaments laid intermediate between the instrument and the centre of life and motion; and finally, in relation to the new organ, new sources of activity must be created, otherwise the part will hang an useless appendage.

It must now be apparent, that nothing less than the Power which originally created, is equal to effect those changes on animals, which adapt them to their conditions: and that their organisation is predetermined; not consequent on the condition of the earth or of the surrounding elements. Neither can a property in the animal itself account for the changes which take place in the individual, any more than it can for the varieties in the species. Every thing declares the diversity of species to have its origin in distinct creations; and not to be owing to a process of gradual transition from some original type. Any other hypothesis than that of new creations of animals, suited to the successive changes in the inorganic matter of the globe—the

condition of the water, atmosphere, and temperature—brings with it only an accumulation of difficulties.

To fortify what we have said, we ought not to omit bringing into the argument, a series of changes of structure altogether differing from those which we have been hitherto considering—revolutions in the material of the frame, which take place, without a pause, and during the whole life, in every animal. From no study of the mechanical adaptations of the body, not even from examining the structure and endowments of the organs of the senses, can we obtain a higher idea of the Power which continually superintends the processes of the economy, than from viewing the influence of *life*, in collecting, arranging, and incessantly changing, the material of the animal frame. Astounded by the magnitude of natural objects, bewildered by seeing neither beginning nor end, beholding processes of decay alone, persuaded, almost, that every thing must be yielded up to a power of destruction,—how useful is it to possess proofs, in the microcosm of the living body, that even when the substance of which that body is composed, is undergoing a ceaseless change, to its minutest elements, the whole animal system may continue in freshness and vigour.

[Is it not surprising that an individual, who retains every peculiarity of body and of mind, whose features, whose gait and mode of action, whose voice, gestures, and complexion we are ready to attest as the very proof

of personality,—should, in the course of a few days, change every particle of his solid fabric ; that he, whom we suppose we saw, is, so far as his body is concerned, a perfectly different person from him we now see ! That the fluids may change, we are ready to allow ; but that the solids should be thus ever shifting, seems at first improbable. And yet, if there be any thing firmly established in physiology, if there be truth in the science at all, that fact is incontrovertible.

There is nothing like this in inanimate nature. It is beautiful to see the shooting of a crystal ; to note the formation of the integrant particles from their elements in solution, and these, under the influence of attraction or crystalline polarity, assuming a determinate shape ; but the form here is permanent. In the different processes of elective attraction, and in fermentation, we perceive a commotion ; but in a little time the products are formed, and the particles are at rest. In these instances there is nothing like the revolutions of the living animal substance, where the material is alternately arranged, decomposed, and re-arranged.

The end of this is, that the machinery of the body is ever new ; that it possesses a property within itself of mending that which was broken, of throwing off that which was useless, of building up that which was insecure and weak, of repelling disease, or of controlling it, and of substituting what is healthful for that which is morbid. The whole animal machinery we have seen to be fragile and liable to injury ; now, without this con-

tinual change of material, and this new modelling of that material, our lives would be precarious; the texture of our bodies would be spoiled; like some fine piece of mechanism which had stopped, and which no workman had knowledge sufficient to reconstruct. By these living actions the minute particles of the body die successively; not as in the final death of the whole body; but part by part is deprived of vitality, and taken into the general circulation, in order to be cast out of the system; whilst new parts received from the food, are endowed with life, and built up in their place. Thus we see that nature, instead of having to establish a new mode of action for every casualty, heals all wounds, unites all broken bones, throws off all morbid parts, by the continuance of its usual operations; and the surgeon, who is modest in his calling, has nothing to do but to watch, lest ignorance or prejudice interfere with the process of nature. This property of the living body to restore itself when deranged, or to heal itself when broken or torn, is an action which so frequently assumes the appearance of reason, as if it were adapting itself to the particular occasion, that Mr. John Hunter speaks of parts of the body, as "conscious of their imperfection," and "acting from the stimulus of necessity;" thus giving the properties of mind to the body, as the only explanation of phenomena so wonderful.

The bones of the leg and thigh, which suffer the fatigue of motion, and support the weight of the body, are nevertheless continually undergoing an operation

of repair ; in which the old particles are withdrawn, whilst new ones replace them, without in the slightest measurable degree diminishing their length, or altering their proper form. We see with what care the walls of a house are shored up, to admit of repair—how correctly the workman must estimate the strength of his pillars and beams—how nicely he must hammer in his wedges, that every interstice may be filled, and no strain be permitted ; and if this operation fail in the slightest degree, it is attended with a rent of the wall from top to bottom. We say, then, that from the very awkwardness of this proceeding (in which, after all, there is danger of the whole fabric tumbling about the workmen), we are called upon to admire how the solid pillars in our own frames are a thousand times renewed, whilst the plan of the original fabric is followed, to the utmost nicety, in their restoration. And if it deviate at all, it is only in a manner to surprise us the more : since it will be discovered that the change has been effected with a view to adapt the strength of material to some new circumstance ; as the increasing weight which the bone has to support, or the jar it is subject to, from some alteration in the activity or exercise of the body.

There is a living principle, which, while the material changes, is itself permanent ; attracting and arranging, dissolving and throwing off successive portions of the solids. And influencing this living principle, there is a law which shapes, and limits the growth of, every part ; and carries it through a regular series of changes,

in which its form and aptness for its office are preserved, whilst the material alone is altered. The influence of disease will, for a time, disorder this modelling process, and produce tumours and distortions; but when at length the healthy action, that is, the natural action, prevails, these incumbrances are carried away, and the fair proportions of the fabric are restored.]

Life preserves the materials of the body free from the influence of those affinities which hold the inorganic world together; and it not only does that, but it substitutes other laws. Of the wonders of the microscope, none exceed those presented on looking at the early rudiments of an animal—it may be of the largest creature that inhabits the earth. This rudimentary structure will but appear an homogeneous, transparent, soft jelly; there will be visible in it only a single pulsating point; yet this mass possesses within it a principle of life; and it is not only ordered what this influence shall perform in attracting matter, and building up the complex structure of the body, but even the duration of the animal's existence is from the beginning defined. The term may be limited to a day, and the life be truly ephemeral; or it may be prolonged to an hundred years; but the period is adjusted according to the condition and enjoyment of the individual, and to the continuance of its species, as perfectly as are the mechanism and structure themselves.

[In a seed, or a nut, or an egg, we know that there

is life; from the length of time that these bodies will remain without development, we are forced to acknowledge that this life is stationary or dormant; and that it is limited to the counteraction of putrefaction or chemical decomposition. But no sooner does this living principle become active, than a series of intestinal or internal changes are commenced; which are regularly progressive, without a moment's interruption, while life continues. That principle, which may continue an indefinite number of days, months, or years, without producing any change, begins at once to exhibit its influence, builds up the individual body, regulates the actions of secretion and absorption; and, by its operation upon the material of the frame, stamps it with external marks of infancy, maturity, and age.

Those who say that life results from structure, and that the material is the ruling part, bid us look to the contrast of youth and age. The activity of limb and buoyancy of spirit in youth they consider as necessary consequences of the newness and perfection of the organisation. On the other hand, a ruined tower, unroofed, its walls exposed to be broken up by alternation of frost and heat, dryness and moisture, wedged by the roots of ivy, and toppling to its fall, they compare to old age—with the shrunk limbs, tottering gait, shrivelled face, and scattered grey hair of the old.

But in all this, there is no truth. Whilst there are life and circulation, there is change of the material of

the frame ; and there is a sign of that if a broken bone unite, or a wound heal. Ascribe the distinction to the velocity of circulation, or to the more or less energy of action, or the rapidity of change ; but with the antiquity of the material, it can have nothing to do. The roundness and fulness of flesh, the smoothness, transparency, and colour of the cheek, belong to youth as characteristic of the time of life, not as a necessary quality of the material. Is there a physiognomy in all nature—among birds and beasts, insects and flowers—and shall man alone have no indication of his condition, in the outward form and character ? The distinctions in the body apparent in the stages of life, have a deeper source than the accidental effect of the deterioration of the material of the frame. The same changes which are wrought on the structure of the body in youth and in the spring of life, are going on in the last term of life ; but the fabric is rebuilt on a different plan ; each stage, from the embryo to the foetus, the foetus to the child, from that to adolescence, to maturity, and to old age, has its outward form, as indicative of the season of life, but not of the perfection or imperfection of the gross material. We might as well consider the difference in the term of life of the annual or biennial plant as compared with the oak, or of the ephemeris fly as compared with the bird that hawks at it, to result from the qualities of the matter which forms them, as that the outward characters of the different stages of human life, arise from the perfection or imperfection of

the material of the body. Not only has every creature its appointed term of life, but parts of the body, in that respect, are independent of the whole; some organs, at their regulated period, shoot to perfection; and at their allotted time, decay, before the failure of the body. What can more distinctly show that so long as the processes of digestion and assimilation go on, the material of the frame is ever decaying, ever renewing, and never older, and never younger? We must conclude that the differences in outward appearances, at the distinct epochs of our life, have been designed as signs which the Creator intended should be interpreted; and that the tenure by which we hold life may be continually before us.

The grand phenomena of nature make powerful impressions on our imagination, and we acknowledge them to be under the guidance of Providence; but it is more pleasing, more agreeable to our self-importance; it gives us more confidence in that Providence, to discover that the minutest changes in nature are equally His care, and that "all things do homage." This exaltation of ourselves is not like the influence of pride or common ambition. We may use the words of Socrates to his scholar, who saw, in the contemplation of nature, only a proof of his own insignificance, and concluded "that the gods had no need of him;" which drew this answer from the sage: "The greater the munificence they have shown in the care of thee, so much the more honour and service thou owest them!"]

When the many beautiful fabrics built up within the animal body are passed under review, and it is proved that they are not permanent, but are the product of an energy of life, which continues uniform in its operation, whilst all the materials upon which it works are changing—who can hesitate to believe, that the revolutions occurring in the inorganic world around us, are superintended by a presiding Power? The difficulty of comprehension here must be attributed to the partial view of these changes, which we can alone obtain. Their fulfilment extends into periods far beyond our measure of time. Nevertheless, we cannot doubt that such a Power does overlook them; and we must acknowledge that a balance is preserved; and that order and harmony prevail.



CHAPTER VII.

OF SENSIBILITY AND TOUCH.

WE find every organ of sense, with the exception of that of touch, more perfect in brutes than in man. In the eagle, hawk, gazelle, and feline tribe, the perfection of the eye is admirable;—in the dog, wolf, hyæna, as well as birds of prey, the sense of smell, is inconceivably acute; and if we hesitate to assign a more exquisite sense of taste to the inferior animals, we cannot doubt their superiority in that of hearing. But in the sense of touch, seated in the hand, man claims the superiority; and it is of consequence to our conclusion that we should observe why it is so.

Some author has said that, accompanying the exercise of touch, there is a desire of obtaining knowledge; in other words, a determination of the will towards the organ of the sense. Bichat avers that touch is active, whilst the other senses are passive. This opinion implies something to be understood—something deeper than what is expressed. We shall arrive at the truth by considering that, in the use of the hand, a double sense is exercised. In touch, we

must not only feel the contact of the object; but we must be sensible of the muscular effort made to reach or grasp it in the fingers. It is in the exercise of the latter power, that there is really any effort made. There can be no more direction of the will towards the proper nerve of touch, than there can be towards any sensible nerve. But, before entering on the consideration of the sensibility, and the actions, which belong to the fingers, we must attend to the common sense of feeling in the surface generally.

Besides that common sensibility is bestowed upon the hand as upon other parts, and some inquiry into it is necessary for our subject, I enter upon its examination the more willingly, because nothing can afford more surprising proofs of design and benevolence in the Author of our being, than this property. However obviously the illustrations which we have already given from the mechanism of the body point to the same conclusion, they are not comparable in point of interest, to the examples which we are about to present, from the living endowments of the frame.

I have used the term common sensibility, in conformity with the language of authors and customary parlance; but the expressions, "common nerves," and "common sensibility," in a philosophical inquiry, are inadmissible. Indeed, the use of these terms has been the cause of much of the obscurity which has hung over the subject of the nervous system; and of our blindness to the benevolent adaptation of the endow-

ments of that system to the condition of animal existence. Thus it has been supposed that some nerves are but coarsely provided for sensation, while others, of a finer quality, are adapted to more delicate impressions. It has been assumed that the nerve of the eye is finer than the nerve of the finger—without considering that the retina* is insensible to qualities, of which the nerve of touch is cognisant. Nerves are, indeed, appropriated to peculiar senses, and to bestowing distinct functions; but delicacy of texture has nothing to do with that. It is not because the nerve of touch has a coarser or more common texture than the optic or auditory nerve, that it is insensible to light or to sound. The beauty and perfection of the system is, that each nerve is susceptible to its peculiar impression only. The nerve of the skin is alone capable of giving the sense of contact, as the nerve of the eye is alone capable of giving vision. If this appropriation resulted merely from delicacy of texture; if the retina were sensible to light only from possessing a finer sensibility than the nerve of touch, the acuteness of the sense would be a source of torment; whereas it is most beneficently provided that the retina shall not be sensible to pain; or be capable of conveying any impressions but those which operate according to its proper function, producing light and colour.

The pain experienced in the eye from irritation of dust, depends on a distinct nerve from that which

* The retina is the expansion of the optic nerve within the eye.

bestows vision; and again, the sensitive nerve of the eye is susceptible to a different kind of impression from the sensation of the body generally; of which more presently. When the surgeon performs the operation of couching for cataract, and the point of the needle passes through the outer coat of the eye, it gives the sensation of pricking, which is an exercise of the nerve of touch; but when the needle passes through the retina, which is the expanded nerve of vision, and forms the internal coat of the eye, it gives the idea of a spark of fire in the eye. The nerve of vision is as insensible to touch, as the nerve of touch is insensible to light.*

We form our notions of sensibility, from that of the skin; it is in constant communication with things around us, and affected by their qualities; it affords us information which corrects the ideas received from the other organs of sense, and it excites our attention to preserve our bodies from injury. So familiar are we with the painful effects of injuries upon the surface, that all are apt to imagine that the deeper the injury, the more dreadful the pain. But that is not the fact; nor would it accord with the beneficent design which shines out everywhere. To such irritants as would give the skin pain, the internal parts are totally insensible. The sensibility of the skin not only serves to give the sense of touch to the surface, but it guards the parts beneath; and as the

* These views of the distinct functions of the nerves of sense, were published (1811), in the earliest statement of my observations on the Nervous System.

deeper structures cannot be reached except through the skin, and we must suffer pain in it before they can be injured, it would be superfluous to bestow sensibility upon the deeper parts themselves. If the internal organs possessed sensibility similar in kind and degree to that of the integument, so far from answering an useful purpose, it would have been, in the common exercise of the frame, a continual source of pain.

Surgeons, from becoming practically acquainted with a greater number of the phenomena on which physiology is founded than physicians, have perhaps superior opportunities of advancing that science. In performing an operation, the surgeon informs his patient, after he has cut through the skin, that the greatest pain is over; but if, in the advanced stage, he is obliged to extend the incision, it is properly considered an awkwardness; not only because it proves that he has miscalculated what was necessary to the correct performance of his operation, but because the patient, bearing courageously the deeper incisions, cannot sustain the renewed cutting of the skin, without giving token of severe pain. The fact of the exquisite sensibility of the surface, as compared with the deeper parts, being thus ascertained by daily experience, we cannot mistake the intention: that it is to make the skin the safeguard to the delicate textures within, by forcing us to avoid what will injure the surface. And it does afford a more effectual defence, than if our bodies were clad with the hide of the rhinoceros.

The greater the consideration we give to this subject, the more convincing will be the proofs, that the painful sensibility of the skin is a benevolent provision; that it makes us alive to injuries, which would otherwise bruise and destroy the internal vital organs.

In pursuing the inquiry, we learn with much interest, that when bones, cartilages of the joints, or the membranes and ligaments which cover them, are exposed—they may be cut, pricked, or even burned, without the patient, or the animal, suffering the slightest pain. We have arrived at the full comprehension of this subject slowly; disagreeable experiments have been made; but the following is as interesting, as it was innocently performed. A man, who had his finger torn off, so as to be connected by the tendon only, came to a pupil of Dr. Hunter: “I shall now see,” he said, “whether this man has any sensibility in the tendon.” He laid a cord along the finger, and blindfolding the patient, cut across the tendon. “Tell me,” he asked, “what I have cut?” “Why you have cut across the cord, to be sure,” was the answer. At first, these facts would appear to prove, beyond all question, that the structures enumerated are devoid of sensation. After witnessing such remarkable instances of absence of pain, who could come to any other conclusion? But if we adopt the true, philosophical, and I may say, religious view of the subject; and consider that pain is not conferred as an evil, but, on the contrary, for benevolent

and important purposes, we perceive that the subject requires further elucidation.

In the first place, it is obvious, that if a sensibility like that of the skin had been bestowed upon these internal parts, it must have remained unexercised. Had the bones, cartilages, ligaments, or tendons been rendered sensible to pricking or burning, they would have possessed a quality never to be useful; since, without previous warning received through the skin, no such injuries as these could reach them.

But, further, allowing pain to be a benevolent provision which admonishes us to avoid such violence as would affect the functions of parts, we may yet inquire whether certain other injuries may not reach these internal structures, without warning from the skin. Now, of this there can be no doubt; the textures around the joints are subject to sprain, rupture, and shocks, while the skin may not be at all implicated in the accident.

Accordingly, notwithstanding the apparent demonstration by experiment that these internal parts are devoid of sensibility, it is evident that they must possess an appropriate kind of feeling, or it would imply an imperfection. Every day's observation shows that such is the case: for we find that the cartilages, ligaments, and tendons, which may be pricked, cut, or burned, without exhibition of pain—are acutely sensible to concussion, stretching, or laceration. Is it not remarkable that men, the luminaries of their profession, should have held that these parts were insensible; and

yet that they should have been in daily attendance upon persons suffering from sprained ankle ; where the structures injured are the very ones enumerated, and where the pain, felt at the instant of the sprain, is excessive ?

How consistent, then, and beautiful is the distribution of this property of life ! The sensibility to pain varies with the function of the part. The skin is alive to every possible injurious impression likely to be made upon it ; but had the same kind and degree of sensibility been universal ; had the membranes between the bones of our great joints, or the ligaments which knit the bones, or the tendons of the muscles, been sensible in the same manner and degree as the skin, or surface of the eye—we should have been racked with pain in the common movements of the body—the mere weight of one bone on another, or motion of a limb, would have been attended with suffering as acute as that of a man who should attempt to walk in a violent attack of rheumatism. On the other hand, had the deeper structures possessed no sensibility, we should have been without a guide to our exertions. The internal parts do possess sensibility ; but it is limited to warning us of those kinds of injury alone which may possibly reach so deeply. It teaches us what we can do with impunity ; if we leap from too great a height, or carry too heavy a burden, or attempt to interrupt a body whose impetus is too powerful, we are admonished of the danger as effectually by this internal sensibility, as of the approach of a sharp point, or a hot iron, to

the skin. Accordingly, pain is not given here superfluously : the safe exercise and enjoyment of every part is permitted without alloy : the excess only is restrained.

In continuation of this view of the benevolent object for which pain is awarded, I may be excused for stating the argument as I have delivered it in my lectures :—

“ Without meaning to impute inattention or restlessness, I may request you to observe how every one occasionally changes his position, and shifts the pressure of the weight of his body. Were you constrained to keep in one position during the whole hour, you would rise stiff and lame. The sensibility of the skin here guides you to do that, which, if neglected, might be followed even by death of the part. When a patient is affected with paralysis of the lower half of the body, we give especial directions to the nurse and attendants to change the position of his limbs at short intervals, to place pillows under his loins and hams, and to shift them often. If these precautions be omitted, you know the consequence to be inflammation of the integument where the pressure is directed ; and from that come fever, local irritation, and death.

“ Thus you perceive that, without disturbing your train of thought, the natural sensibility of the skin induces you to shift the body, so as to permit the free circulation of the blood in the minute vessels : and when this sensibility is lost, the utmost attention of friends, and the watchfulness of the nurse, are but poor substitutes for the protection which nature is con-

tinually affording. If you thus suffer, lying on a soft bed, how could you encounter the rubs and shocks incident to an active life, if deprived of the sense of pain in the skin? You must acknowledge that the sensibility of the integuments is as much a protection to the frame generally, as that of the eyelids is to the eyes; and the reflection suggests a motive for gratitude which probably you never thought of before."

Sensibility of the hand to the varieties of temperature is a different endowment from that of touch. This property is seated in the skin, and is, consequently, limited to the exterior surface of the body. The internal parts being of uniform temperature, it would have been superfluous to bestow it upon them. As we are surrounded by an atmosphere, the temperature of which is continually varying, its extremes might cause the destruction of our frame; and as we must suit our exertions or contrivances to sustain life against such vicissitudes, the possession of this peculiar sensibility affords another proof of a foreknowledge of our condition. To illustrate the evils which might befall us were it not for this sensibility, we might recur to our former example. The paralytic, having no sense of the extremes of temperature, is frequently severely burned; or his extremities may be mortified through cold. A man, who had lost this sense in his right hand, but retained muscular power, lifted the cover of a pan, which from falling into the fire was burning hot, and deliberately replaced it, without being conscious of the

heat ; the effect, however, was that the skin of the palm and fingers was destroyed. The same man had a continual sensation of coldness in the affected arm, which actual cold did not aggravate, nor heat in any degree assuage.*

Sensibility to heat, inasmuch as it is capable of becoming a painful sensation, is not only a safeguard, but a never-failing excitement to activity, and a continual source of enjoyment. Cold braces and animates to exertion, whilst the warmth which is pleasant to us, is genial to all the operations of the animal economy. And here we may remark an adaptation of the living property, very different from a physical influence. Heat is uniform in its effect on dead matter ; science informs us that warmth and cold are only relative degrees of caloric. But the sensation varies, as heat is given to, or abstracted from, the living body. To the skin, cold and heat are distinct sensations ; and without such contrast, we should not continue to enjoy the sense. For in the nervous system it holds universally, that variety, or contrast, is necessary to sensation ; the finest organ of sense losing its property, by the continuance of the same impression. It is by a

* There are certain morbid conditions of sensation when cold bodies feel intensely hot.—*Dr. Abercrombie's Inquiry into the Intellectual Powers.*

It is a curious illustration of the powers of the cutaneous nerves to receive impressions of the varieties of temperature, that when one is affected by disease anywhere in its course, the sensation of burning may accompany the pain ; and the patient will refer the sense of heat to that part of the skin to which the extreme branches of the nerve are distributed. By a burning sensation in the sole of the foot, the surgeon may be directed to disease seated in the centre of the thigh.

comparison of cold and heat that we enjoy either condition.

To contrast still more strongly the sensibility of the external surface with the endowments of the internal parts; and to show how very different a property sensibility generally is, from what is suggested by first experience; and how admirably it is varied and accommodated to the functions, we shall add one other fact. The brain is insensible—that part of the brain, which, if disturbed or diseased, takes away consciousness, is as insensible as the leather of our shoe! That the brain may be touched, or a portion of it cut off, without interrupting the patient in the sentence that he is uttering, is a surprising circumstance! Physiologists formerly inferred, from this fact, that the more important organ of the brain had not been reached. But that opinion arose from the notion that a nerve must necessarily be sensible; whereas, when we consider that different parts of the nervous system possess totally distinct endowments, and that some nerves, as I have elsewhere shown, though exquisitely alive to their proper office, are insensible to touch and incapable of giving pain, we have no just reason to conclude that the brain should be sensible, or exhibit the property of a nerve of the skin. Reason on it as we may, the fact is so;—the brain, through which every impression must be conveyed before it is perceived, is itself insensible. This informs us that sensibility is not a necessary attendant on the delicate texture of a living part, but

that it must have an appropriate organ, and that it is an especial provision.*

To satisfy my reader on this interesting subject, I shall contrast two organs, one external and exposed, and the other internal and carefully excluded from injury.

The eye, consisting of its proper nerve of vision, and its transparent humours and coats, is an organ of exquisite delicacy; and not only is it exposed to all the injuries to which the general surface of the body is liable, but it is subject to be inflamed and rendered opaque by there getting into it particles so light that they float in the atmosphere, and to the contact of which the common skin is quite insensible. Now the mechanical, and more obvious contrivance for the protection of this organ, is a ready motion of the eyelids, and the shedding of tears; which tears, coming, as it were, from a small fountain, play over the surface of the eye, and wash away whatever is offensive. But to regulate the action of this little mechanical and hydraulic apparatus, an exquisite sensibility is required—not that kind which enables the eye to receive the impressions of light, and may at times warn it of approaching danger—but a property which more resembles the tenderness of the skin, yet is happily adapted by its fineness, to the condition of the organ.

If the excitement which puts in motion the me-

* See the Sensibility of the Retina, "Additional Illustrations."

chanism for guarding the eye, depended on our will—if it were not an influence quicker than thought—the apparatus would be unavailing. It is not by feeling the pain of the offensive body, estimating its dangers, and acting on the conviction, that we close the eyes to avoid injury. That would be all too slow for the purpose. When a light, foreign, body touches the eyelashes, seated on the tender extremities of sensitive nerves, they give alarm ; and, more swiftly than an act of volition, they cause a motion both of the eyelids and eyeballs, even before the offending body can touch the eye's surface.

It sometimes happens that the nerve which bestows this appropriate sensibility on the external surface of the eye, and sends its branches into the roots of the eyelashes, is injured, and deprived of its functions ; and the consequences are distressing. Smoke and offensive particles afloat in the atmosphere enter and rest upon the eye, or flies and dust lodge under the eyelids ; but without producing sensation, and without exciting either the hydraulic or mechanical apparatus to act in expelling them. Yet, although these objects do not give pain, they irritate the surfaces and produce inflammation ; that causes opacity of the fine transparent membranes of the eye, and the organ is lost, even when the proper nerve of vision remains entire. I have seen many instances of the eye being thus deprived of sensibility to touch ;* and on these

* They are stated at length in the author's work on the Nervous System.

occasions, before the transparency of the organ was lost, it has been singular to remark, that when the hand was waved before the eye, or a feather brought near it, the person shut the eye; yet when the finger was put into the eye, and rubbed the surface, or when blood was drawn from the inflamed vessels by the lancet, he did not even wink. That is, when the sense of vision, through the optic nerve, gave notice of danger to the organ, the patient winked to avoid it; but the sense of touch being lost, there was no pain felt, nor alarm given by the sensitive nerve, and the action of winking was not excited to defend the organ.

I shall present another instance of the peculiar nature of the sensibility which protects the eye. Every one knows that if the eye be touched by a thing of the lightness of a feather, the muscles will be thrown into uncontrollable action and spasm. But the oculist has observed that if he pass the point of his finger somewhat rudely between the eyelids, and press directly against the eye, he will produce hardly any sensation—certainly no pain—and he can hold the ball steady for his intended operation! This is one of the little secrets of the art. The oculist can turn out the eyelids, and finger the eye in a manner which appears at once rude and masterly: and still the wonder grows that he can do such things dexterously, and without inflicting pain, when daily experience makes us feel that even a grain of sand will produce exquisite torture. The explanation is, that the eye and eyelids

possess a sensibility adjusted to excite the action of its protecting parts against the intrusion of such small particles as might lodge, and inflame its finer membranes: but the apparatus is not calculated to defend the surface against the injury of a stick or stone. From such accidents the eye could not be saved by a delicate sensibility, and an involuntary action; they call for an exertion of the will.

These details afford new proofs of the exact relation established between the kind of sensibility belonging to an organ, and the end to be attained through it. Were it not for the pain to which the eye is exposed, we should soon lose the enjoyment of the sense of vision altogether. But we are about to institute a comparison between the eye and the heart.

The observation of the admirable Harvey, the discoverer of the circulation of the blood, is to this effect. A noble youth of the family of Montgomery, from a fall, and consequent abscess on the side of the chest, had the interior marvellously exposed; so that after his cure, on his return from his travels, the heart and lungs were visible, and could be handled: which when it was communicated to Charles I., he expressed a desire that Harvey should be permitted to see the youth, and examine his heart. "When," says Harvey, "I had paid my respects to this young nobleman, and conveyed to him the King's request, he made no concealment, but exposed the left side of his breast, when I saw a cavity into which I could introduce my fingers

and thumb ; astonished with the novelty, again and again I explored the wound, and first marvelling at the extraordinary nature of the cure, I set about the examination of the heart. Taking it in one hand, and placing the finger of the other on the pulse of the wrist, I satisfied myself that it was indeed the heart which I grasped. I then brought him to the King, that he might behold and touch so extraordinary a thing, and that he might perceive, as I did, that unless when we touched the outer skin, or when he saw our fingers in the cavity, this young nobleman knew not that we touched the heart."

Other observations confirm this great authority, and the heart is declared insensible. And yet the opinions of mankind must not be lightly called in question. Not only does every emotion of the mind affect the heart, but every change in the condition of the body—motion during health—the influence of disease—is attended with a response in the action of the heart.

Here is the distinction manifested, to which we desire the reader's attention. The sensibility of the surface of the eye is for a purpose ; so is that of the heart. Whilst the sensibility of the eye guards it against injury from without—the heart, insensible to touch, is yet alive to every variation in the circulation, to every alteration of posture, or of exertion, and is in sympathy, of the strictest kind, with the constitutional powers.

When we consider these facts, we can no longer doubt that the sensibilities of the living frame are

appropriate endowments; not qualities necessarily arising from life; still less the consequences of delicacy of texture. Nor can we, I should hope, longer doubt that they are suited to the condition, and especially to the degree of exposure, of each part, and destined for the protection of the different organs. We perceive that they vary in an extraordinary manner, according as they are given to external or to internal parts; as they belong to one apparatus of action, or to another; and they are ever adapted to excite some salutary or necessary action. We find no instance of pain being bestowed as a source of suffering or punishment purely, or without finding it overbalanced by great and essential advantages—without, in short, being forced to admit that there could be no protection more perfect for the part. We perceive that the more an organ is exposed, or the greater the delicacy of its organisation—the more exquisitely contrived is the apparatus for its defence, the more peremptory the call for the activity of that mechanism: and as in such instances, the motive to action admits of no thought or hesitation, the action itself is more instantaneous than the quickest suggestion or impulse of the will.

We are speaking of the natural functions of the body. It requires a deeper consideration—indeed it is foreign to my subject—to advert to the pains which result from disease; or to reconcile those who suffer in an extraordinary degree, to the dispensations of Providence. But as a witness I may speak. It is my daily duty to

visit certain wards of the hospital, where no patient is admitted but with a complaint that more than any other fills the imagination with the idea of insufferable pain and certain death. Yet these wards are not the least remarkable for the composure and cheerfulness of their inmates. The individual who suffers has a mysterious counter-balance to that condition, which to us who look on, appears attended with no alleviating circumstance.

It affords an instance of the boldness with which philosophers have questioned the ways of Providence, that they have asked—why might not all our actions be performed at the suggestion of pleasure? why should we be subject to pain at all? In answer, I would say, that consistently with our condition, our sensations and pleasures, there must be variety in the impressions. Such contrast is common to every organ of sense. The continuance of an impression occasions it to fade. If the eye look steadfastly upon one object, the image is soon lost—if we continue to look on one colour, we become insensible to it; and for a perfect perception, colours opposed to each other are necessary.* So have we seen that in the sensibilities of the skin, variety is required to render the sensations perfect.

It is difficult to say what these philosophers would define as pleasure. But whatever exercise of the senses it may be, unless we are to suppose an entire

* See additional illustrations in the Appendix.

change of our nature, its opposite must also be implied. Nay, further, in this fanciful condition of existence did anything of our present constitution prevail, we must suppose that emotions purely of pleasure, would lead to indolence, relaxation, and indifference. In the lower creatures, governed by instinct, there may be, for aught we know, some such condition of existence. But the complexity and delicacy of the human frame are necessary for sustaining those powers or attributes which are in correspondence with superior intelligence; since they are not in relation to the mind alone, but intermediate between it and the external material world. Grant that vision is necessary to the development of thought, the organ of it must be formed with relation to light. Speech, so necessary to the development of the reasoning faculties, implies a complex and exceedingly delicate organ, to play on the atmosphere around us. It is not to the mind that the various organisations are wanted; but to its condition as related to a material world.

The necessity for this delicacy of the animal structure being admitted, the textures must be preserved by modifications of sensibility, which shall either excite the parts to instinctive efforts, or rouse us to instantaneous voluntary activity. Could the eye guard itself, unless it possessed sensibility greater than the skin: or unless this sensibility were in consent with an apparatus, which acts as quickly as thought? Could we, by the mere influence of pleasure, or by any

cessation or variation of pleasurable feelings, be kept alive to those injuries to which the lungs are exposed from substances being carried into them with the air we breathe? Would anything but the painful sense which accompanies the danger of suffocation, produce those instant and sudden efforts which guard the throat from the intrusion of offensive or injurious matters? Pleasure is, at the best, a poor motive to exertion; and rather induces languor and indulgence, and at length indifference. To say that animals might be continually in a state of enjoyment, and that when urged by necessities such as thirst, hunger, and weariness, they might merely feel a diminution of pleasure, is to suppose not only their nature, but that of the external world altered. Whilst earth, rocks, woods, and water are the theatre of our existence, the textures of our bodies must be exposed to injuries: and they can only be protected from them by sensibilities adapted to each part, and capable of rousing us to the most animated exertions. To leave us to the guidance of the solicitations of pleasure, would be to place us where accident would befall us at every step; and whether these injuries were felt or not, they would be destructive to life.

In short, to suppose that we might move and act without experience of resistance, or of pain, that there should be nothing to bruise the skin, or hurt the eye, and nothing noxious to be inhaled with the breath, would be to imagine another state of

existence altogether from the present ; and the theorist would be mortified, were that interpretation put on his meaning. Pain is the necessary contrast to pleasure : it ushers us into existence, and is the first to give us consciousness : it alone is capable of exciting the organs into activity : it is the companion and the guardian of human life. If all were smooth in our path, if there were neither rugged places nor accidental opposition, whence should we derive those affections of our minds which we call enterprise, fortitude, and patience ?

Independently of pain, which protects us more powerfully than a shield, there is inherent in us, and for a similar purpose, an innate horror of death. “ And what thinkest thou (said Socrates to Aristodemus) of this continual love of life, this dread of dissolution, which takes possession of us from the moment that we are conscious of existence ? ” “ I think of it (answered he,) as the means employed by the same great and wise artist, deliberately determined to preserve what he has made.”

The reader will, no doubt, observe here the distinction. We have experience of pain from injuries, and we learn to avoid them. But we can have no experience of death. Therefore the Author of our being has implanted in us an innate horror at dissolution ; and we may see the same principle extending through all animated nature. Where it is possible to be taught by experience, we are left to profit by it ; but where we

can have none, feelings are engendered without it. And this is all that was necessary to show how the life is guarded; sometimes it is by mechanical strength, as in the skull; sometimes by acute sensation, as in the skin and in the eye; sometimes by innate affections of the mind, as in the horror of death; and these will prevail, as the voice of nature, when we can no longer profit by experience.

The highest proof of benevolence is this; that we possess the chiefest source of happiness in ourselves. Every creature has pleasure, in the mere exercise of his body, as well as in the languor and repose that follow exertion. But these conditions are so balanced, that we are impelled to change; and every change is an additional source of enjoyment. What is apparent in the body, is true of the mind also. The great source of happiness is to be found in the exercise of talents; and perhaps the greatest of all is when the ingenuity of the mind is exercised in the dexterous employment of the hands. Idle men do not know what is meant here; but nature has implanted in us this stimulus to exertion; so that the ingenious artist who invents, or with his hands creates, enjoys a source of delight, perhaps greater, certainly more uninterrupted, than belongs to the possession of higher intellectual powers; far at least beyond what falls to the lot of the mere minion of fortune.]

CHAPTER VIII.

OF THE SENSES GENERALLY, INTRODUCTORY TO THE SENSE OF TOUCH.

ALTHOUGH we are most familiar with the sensibility of the skin, and believe that we perfectly understand the nature and mode of conveyance of the impressions received upon it to the sensorium, yet there is a difficulty in comprehending the operations of the other organs of the senses—a difficulty not removed by the apparent simplicity of that of touch.

There was a time when the enquirer was satisfied by finding in the ear, a little drum, and a bone to play upon it, with an accompanying nerve; this was deemed a sufficient explanation of the organ of hearing. It was thought equally satisfactory if, in experimenting upon the eye, the image of the object were seen painted at the bottom, on the surface of the nerve. But although the impression can be thus traced to the extremity of the nerve, still nothing is comprehended of the nature of that impression, or of the manner in which it is transmitted to the sensorium. On the most minute examination of the nerves, in all

their course, and where they are expanded in the external organs of the senses, they seem to be the same in substance and in structure, whatever be their function. Whether the disturbance of the extremity of the nerve that gives rise to the sensation, be a vibration, or an image painted upon the surface, it cannot, in either case, be transmitted to the brain according to any physical laws that we are acquainted with. All that we can say is, that the different affections of the nerves of the outward senses, are the signals, which the Author of nature has willed to be the means by which correspondence is held with the realities. The impression on the nerve can have no more resemblance to the ideas suggested in the mind, than there is between the sound and the conception, in the mind of that man, who, looking out on a dark and stormy sea, hears the report of cannon, which conveys to him ideas of despair and shipwreck—or between the light received into the eye, and the idea excited in one who, apprehending national convulsion, sees a column of flame afar off, which to him is the signal of actual revolt.

Such illustrations, it may be said, rather tend to show how independent the mind is of the organs of the senses. That a tumult of ideas should arise from an impression on the retina, not more intense than that produced by a burning taper, may be regarded as an instance of excited imagination. But even in a common act of perception, the determined relations between the sensation, and the idea in the mind, have no more

actual resemblance. How this consent, so precise and constant, is established, can neither be explained by physiology, nor any mode of physical inquiry whatever.

From this law of our nature, that certain perceptions originate in the mind in consequence of the impressions on corresponding nerves, it follows, that one organ of sense can never become the substitute for another, so as to excite the same ideas. When an individual is deprived of the organs of sight, no power of attention, or continued effort of the will, or exercise of the other senses, can enable him to enjoy the class of sensations which is lost. The sense of touch may have its delicacy increased in an exquisite degree; but if it be true, as has been asserted, that individuals can distinguish colours by touch, it can only be by their feeling a change upon the surface of the stuff, and not by any perception of the colour. It has been my painful duty to attend on persons who have feigned blindness, and pretended that they could see with their fingers: but I have ever found that these first deviations from truth entangled them in a tissue of deceit; and they have at last been forced into admissions which showed their folly and weak inventions. When such patients were affected with nervous disorders, producing extraordinary sensibility in their organs,—as a power of hearing much beyond our common experience, they became objects of pity; this acuteness of sensibility, from its exciting interest and wonder, has gradually led these morbidly affected persons to

pretend to powers, greater than they actually possessed ; and it has been difficult to distinguish the symptoms of disease, from the supposed gifts of which they boasted.

Experiment proves, as we have already stated, that each organ of sense is appropriated to receive a particular kind of sensation only ; and that the nerves intermediate between the brain and the outward organs respectively, are capable of receiving no other sensations but such as are proper to their particular organs. Every impression on the nerve of the eye, or of the ear, or of smelling, or of taste, excites only perceptions of vision, of hearing, of smelling, or of taste ; not simply because the extremities of these nerves individually are suited to one kind of external impression ; but because the nerves, through their whole course, and wherever they are affected, are capable of communicating the idea to which they are appropriated, and no other. A blow on the head, an impulse quite unlike that for which the organs of the senses are provided, will excite them all in their several ways ; besides the pain, there will be sparks of fire in the eyes, and a loud noise in the ears. An officer received a musket-ball which went through the bones of his face—in describing his sensations, he said that he felt as if there had been a flash of lightning, accompanied with a sound like the shutting of the door of St. Paul's.

It is owing to the circumstance of every nerve being appropriated to its function, that the false sensations which accompany the morbid irritation of the nerves

from internal causes, are produced—such as flashes of light, ringing of the ears, bitter tastes, or offensive smells. These sensations are caused by derangement of some internal organ, most frequently the stomach, exciting the respective nerves of sense.

Nothing affords a more perfect proof of power and design, than the confidence all men put in the correspondence between the perceptions or ideas that arise in the mind, through the exercise of the organs of the senses, and the qualities of external matter. Although it must ever be beyond our comprehension, how the object presented to the outward sense and the idea of it are connected, they are, nevertheless, indissolubly united; so that the knowledge of the object, gained by these unknown means, is attended with an absolute conviction of the real existence of the object—a conviction independent of reason, and to be regarded as a first law of our nature.

The doctrine of the vibration of an ether producing light, and communicating a corresponding vibration to the optic nerve, has had powerful advocates in our day. But such an explanation of the phenomena of vision is quite at variance with anatomy, and assumes more than is usually granted to an hypothesis. It requires us to imagine the existence of the ether; and that this fine air is governed by laws unlike any other of which we have experience. It supposes a nervous fluid in tubes, or fibres, to exist in the nerve, for receiving and conveying vibrations. It supposes

everywhere *motion* as the sole means of propagating sensation. The theory would appear to have originated in the misconception, that if a certain kind or degree of vibration be communicated to any nerve, this particular motion will be propagated to the sensorium, and a corresponding idea excited in the mind; for example, it is supposed that if the nerve of hearing were placed in the bottom of the eye, it would be impressed with the vibration proper to light, and that this, when conveyed to the brain, would give rise to the sensation of light or colours. But all this is contrary to fact. Nor, when I find that a fine needle pricking the retina will give rise to all the colours of the rainbow, and that the pressure of the finger on the ball of the eye will have a similar effect, can I be satisfied with the statement, that light and colours result from vibrations, which vary "from four hundred and fifty-eight millions of millions, to seven hundred and twenty-seven millions of millions, in a second?"

In the percipient or sentient principle residing in the brain and nerves, as well as in the organ of sense, there must be a conformity to the impression, and a correspondence with the qualities of matter. The organs of sense may be compared to so many instruments, or tests, which the philosopher successively employs for distinguishing the different properties of a body which he investigates: as all the qualities are not communicable through any one, he has recourse to several: and so in the use of the senses, each organ is

provided for receiving a particular impression, and no other. However mortifying it may be to acknowledge that we know nothing of the manner in which sensation is propagated, or the mind ultimately influenced, it is nevertheless pleasing to observe the correspondence established, through a series of organic parts, between the mind, and the condition or qualities of matter in the external world. Nothing can convey a more sublime idea of Power; and of the unity of the system which embraces the organic and the inorganic creations.

Returning to the consideration of the sensibility of the skin, or the sense of touch; it is as distinct an endowment as the sense of vision; it is neither inferior nor more common. Touch is not consequent upon the mere exposure of the delicate surface of the animal body. It is a sense the organ of which is seated in the skin; and although the organ is necessarily extended widely over the surface of the body, yet the nerves are as appropriate as if they were gathered into one trunk, like those belonging to the organs of vision and hearing. In fact, we do find that the portion of nervous matter on which the sensation of touch depends, however diffused in its sentient extremities over the whole exterior surface, is concentrated towards the brain, and is there appropriated to raising its own peculiar perceptions in the mind.

Perhaps this will be better understood from the fact that a certain large portion of the skin may be the seat of excruciating pain, and yet the surface, which to the

patient's idea is the seat of pain, will be altogether insensible to cutting, burning, or any mode of destruction! "I have no feeling in all the side of my face, and it is dead; yet surely it cannot be dead, since there is a constant pricking pain in it." Such were the words of a young woman whose disease was at the root of the nerve of sensibility near the brain.* The disease had destroyed the power of the nerve to convey sensation from the exterior; but by producing irritation near its root, it had substituted that morbid impression, which was referred to the tactile extremities of the nerve.

If we use the term common sensibility, we can do so only in reference to touch: since, from being the most necessary of the senses, it is enjoyed by all animals, from the lowest to the highest in the chain of existence. Whilst this sense is distinct from the others, it is the most important of any; for it is through it alone that some animals possess the consciousness of existence; and to those which enjoy many organs of sense, that of touch, as we shall presently show, is essential to the full development of the powers with which they are endowed.

OF THE ORGAN OF TOUCH.

Touch is that peculiar sensibility which gives the consciousness of the resistance of external matter, and

* See the author's work on the "Nervous System."

makes us acquainted with the hardness, smoothness, roughness, size, and form, of bodies. While it enables us to distinguish what is external, from what belongs to us, and informs us of the geometrical qualities of bodies, we must refer to this sense also our judgment of distance, of motion, of number, and of time.

Premising that the sense of touch is exercised by means of a complex apparatus—by a combination of the consciousness of the action of the *muscles*, with the sensibility of the proper nerves of touch; we shall, in the first place, examine in what respect the organisation resembles that of the other senses.

We have said before, that, on the most minute examination of the extremities of the nerves expanded on the different organs of sense, no appropriate structure can be detected; that they appear every where the same,—soft, pulpy, prepared for impression, and so distributed that the impression shall reach them. What is termed the structure of the organ of sense, is that apparatus by which the external impression is conveyed inwards, and by which its force is concentrated on the extremity of the nerve. The mechanism by which the external organs are suited to their offices, is highly interesting; from their resembling things of human contrivance, they serve to show, in a way level to our comprehension, the design with which the fabric is constructed. Thus we can understand how the eye is so seated and so formed, as

to embrace the greatest possible field of vision ; we can estimate the happy effects of the convexity of the transparent cornea ; and the influence of the three humours, of various densities, acting like an achromatic telescope ; we can admire the precision with which the rays of light are concentrated on the retina ; and the beautiful provision for enlarging or diminishing the pencil of light, in proportion to its intensity. But all this explains nothing, in respect to the perception raised in the mind by the impulse on the extremity of the nerve.

In like manner, in the complex apparatus of the ear, we see how the organ is formed with reference to a double course of vibrations,—as they come through the atmosphere, and through the solids of the body itself : we comprehend how the undulations and vibrations of the air are collected and concentrated ; how they are directed, through the intricate passages of the bone, to a fluid in which the nerve of hearing is suspended ; and we see how, at last, that nerve is moved. But nothing more can we comprehend from the study of the external organ of hearing.

The illustration is equally clear, as regards the organ of smelling, or of taste. There is nothing in the nerve itself, either of the nose or the tongue, which can explain why it is susceptible of the particular impression that it receives. For these reasons, we are prepared to expect very little complexity in the organ of touch ; and to believe that the peculiarity of

the sense consists more in the property bestowed on the nerve, than in the mechanical adaptation of the exterior organ.

OF THE CUTICLE.

The cuticle or epidermis covers the true skin, excludes the air, limits the perspiration, and in some degree regulates the heat of the body. It is a dead or insensible covering; it guards from contact the true vascular surface of the skin; and in this manner, it often prevents the communication of infection. We are most familiar with it as the scarf skin, which scales off after fevers, or by the use of the flesh-brush, or by the friction of the clothes; for it is continually separating in minute thin scales, whilst it is as regularly formed anew by the vascular surface below.

The structure of this covering is intimately connected with the organ of touch. The habit of considering the function of certain textures as produced accidentally, has induced some anatomists to believe that the cuticle is formed by the mere hardening of the true skin. The fact, however, that the cuticle is perfect in the new-born infant, and that even then it is thickest on the hands and feet, should have shown that, like every thing in the animal structure, it participates in the great design.

The cuticle is so far a part of the organ of touch, that it is the medium through which the external

impression is conveyed to the nerve; and the manner in which that is accomplished, is not without interest.

The extremities of the fingers best exhibit the provisions for the exercise of the sense. The nails give support to the tips of the fingers; and in order to sustain the elastic cushion which forms their extremity, they are made broad and shield-like.* This cushion is an important part of the exterior apparatus; its fulness and elasticity adapt it admirably for touch. An ingenious gentleman has observed that we cannot feel the pulse at the wrist, with the tongue. That is a remarkable fact; and I apprehend that it is owing, not to the insensibility of the tongue, but to its softness of texture; the tip of the tongue is not fitted to receive that peculiar impulse, to which the firm and elastic pad of the finger is so perfectly suited. Is it not interesting to find that, had the organ of touch been formed as delicately as the tongue, we should have lost one of our inlets to the knowledge of matter!

But to return—on a nearer inspection, we discover in the points of the fingers a more particular provision for adapting them to touch. Wherever the sense of feeling is most exquisite, there we see minute spiral ridges of the cuticle. These ridges have corresponding depressions on the inner surface; and they, again, give lodgment to soft pulpy processes of the skin, called papillæ, in which lie the extremities of the sentient nerves. Thus the nerves are adequately protected,

* *Unguis scutiformis.*

while they are, at the same time, sufficiently exposed, to have impressions communicated to them through the elastic cuticle, and thus to give rise to the sense of touch. The organisation is simple, yet it is in strict analogy with the other organs of sense.

Every one must have observed a tendency in the cuticle to become thickened and stronger by pressure and friction. If the pressure be partial and severe, the action of the true skin is too much excited, fluid is thrown out, and the cuticle is raised in a blister. If it be still partial, but more gradually applied, a corn is formed. If, however, the general surface of the palms or soles be exposed to pressure, the cuticle thickens, until it becomes a defence, like a glove or shoe. Now, what is most to be admired in this thickening of the cuticle is, that the sense of touch is not thereby lost, or indeed much diminished, certainly not in proportion to the increased protection afforded by it to the skin beneath.

The thickened cuticle partakes of the character of the hoof of an animal. We may therefore examine the structure of the hoof of the horse, as the best illustration how the sensibility of the skin is preserved in due degree, whilst the surface is completely guarded against injury. The human nail is a continuation of the cuticle, and the hoof of an animal belongs to the same class of parts as the nail.

In observing how the nerves are disposed with regard to the hoof, we have, in fact, a magnified view of the

structure which exists, only more minutely and delicately, in the cuticular covering of the fingers. The crust or hoof is in itself altogether insensible: but on separating it from the part which it covers, we perceive that its inner surface is marked by numerous grooves or fissures. On the other hand, the surface with which the hoof is in contact, possesses, during life, a high degree of vascularity, and sensibility; and projecting from it are small villi,* containing blood vessels and nerves, which enter into the fissures of the hoof, where they are securely lodged. When we detach the hoof from the vascular and nervous surface, we can see these delicate tufts or villi, as they are pulled out from the interspaces which they occupied; and they are not merely extremities of nerves; they consist of nerves with the necessary accompaniment of membrane and blood vessels, on a very minute scale: for it must be remembered that nerves can perform no function unless supplied with blood, all qualities of life being supported through the circulating blood. The nerves so prolonged within the villi into the hoof, receive the vibrations of that body: and by that means the horse is sensible to the motion and pressure of its foot, or to its percussion against the ground; without which provision, there would be a certain imperfection in the limb.

In a former part of this treatise, I have shown by

* VILLI, delicate tufts, like the pile of velvet, projecting from the surface of any membrane.

what a curious mechanism the horse's foot is rendered yielding and elastic, to enable it to bear the shocks to which it is liable. But owing to the hardness of our made roads, and the defects of shoeing, the pressure and concussion are too severe and too incessant not to be attended with injury of the foot; accordingly, inflammation follows; and then the protecting sensibility is converted into a source of pain; the horse is "foundered." There is a remedy for this condition, by dividing the nerve across before it reaches the foot; the consequence of which operation is, that the horse, instead of moving with timid steps, puts out his feet freely, and the lameness is cured. But were we to leave the statement thus barely, the fact would be opposed to the conclusion, that for the perfection of the instrument, the mechanical provision and sensibility are equally necessary, and require to be associated. It may relieve us from the difficulty, if we consider that pressure against the sole and crust is essential to the play of the foot, and to its perfection: when the foot is inflamed, and the animal does not put it freely down, it does not bear its weight upon the hoof so as to bring all the parts into action; hence contraction is produced, the most common defect, as we before said, of the horse's hoof. But when the animal is relieved from its pain by the division of the nerve, it then uses the foot freely, and use restores all the natural actions of this fine piece of mechanism.

It is obvious, however, that when the nerve is cut

across, there must be a certain defect; the horse will have lost his natural protection, and must now be indebted to the care of his rider. He will not only have lost the sense of pain to guard against over exertion, but the feeling of the contact of the ground, necessary to his being a safe roadster.

The teeth are endowed with sensation; and in the same manner as the hoof of the horse. Although neither the substance, nor the enamel of the tooth is itself sensible, yet a branch of the sensitive nerve (the fifth) enters into the cavity of each tooth; a vibration can thus be communicated through the tooth to the nerve; and the smallest grain between the teeth is easily felt.

To return to the human hand. If a man use the forehammer, the cuticle of his fingers and palm will become thickened in a remarkable manner; but the grooves on the inner surface become also deeper, and the papillæ, projecting into them, longer; the consequence of which is, that owing to the cuticle retaining its aptitude to convey impressions to the included nerves, he continues to possess the sense of touch in a very useful degree.

In the foot of the ostrich,* we may behold a magnified view of the cuticle, with processes disposed like the thickset hairs of a brush, each process enclosing a papilla, into which the lengthened nerves are prolonged. The outer skin of the foot, in this "runner," almost

* See engravings, pp. 101, 134.

equals in thickness the hoof of the horse. In separating it from the skin, the papillæ, containing within them the nerves, are withdrawn from each of the processes of cuticle, and leave corresponding foramina or pores. If the object had been merely to protect the foot by an insensible covering, it would have sufficed to invest the sole with a succession of dead layers of cuticle; and that would have been the case had the scarf skin been simply thickened by pressure; but the structure is adapted in all respects to the habits of the bird; besides having adequate callosity, it is endowed with sensation proportioned to its wants.

Such, then, is the structure of the organ of touch: obvious in the extremities of the fingers; magnified in the foot of the horse, or of the ostrich; and existing even in the delicate skin of the lips.

I have casually noticed that increased vascularity, as being necessary to sensibility, always accompanies the distribution of nerves to a part. In the museum of the College of Surgeons, we see that Mr. Hunter had taken pains to demonstrate this, by injecting the blood vessels of a slug; although the coloured size was injected from the heart, the blush of the vermilion extends principally over its "foot;" the foot, in these gasteropoda, being the whole lower flat surface or belly on which the animal creeps. This vascular surface is also the organ of touch, by which the slug feels and directs its motions. It is the same principle, if we may compare such things, that explains the rosy-tipped

fingers and ruby lips; the colour implies that high vascularity is combined with the fine sensibility of these parts.

Having described the relation of the cuticle to the nerves in the organ of touch, we may notice the advantages which accrue from the roughness of its surface. We must be sensible that on touching a finely polished object, the sense is but imperfectly exercised, compared with touching or grasping a rough and irregular body. Had the cuticle been perfectly smooth, it would have been ill suited to touch; but being, on the contrary, slightly rough, its quality is more adapted to convey sensation.

A provision for increasing friction is especially necessary, in some parts of the skin. Thus, the roughness of the cuticle in the palm of the hand, and in the sole of the foot, gives us a firmer grasp and a steadier footing: nothing is so little apt to slip, as the thickened scarf-skin, either of the hand or foot. In the hoofs of animals, as might be expected, roughness and tenacity in the structure are further developed. It is owing to this quality that the chamois, ibex, or goat, steps securely at great heights on the narrow ledges of rocks, where it would seem impossible to cling. So in the pads or cushions of the cat, the cuticle is rough and granular; and in the foot of the squirrel, indeed of all animals which climb, we find the pads covered with the cuticle, similarly roughened, allowing them to descend the bole of the

tree securely, while their claws enable them to grasp and cling to the branches.

In concluding this section, we perceive that the organ of touch consists of nerves, appropriated to receive impressions of contact from bodies capable of offering resistance. Fine filaments of sensitive nerves, wrapped up in delicate membrane, with their accompanying arteries and veins, project from the true skin into papillæ on the surface, and these again are lodged in corresponding grooves or foramina of the cuticle. The filaments are not absolutely in contact with the cuticle, but are surrounded with a semi-fluid matter; by which and the cuticle the nerves are protected, at the same time that they are sensible to pressure, cutting, pricking, and heat. But this capacity, we repeat, is not owing, strictly speaking, to anything in the structure of the organ; it is to the appropriation of the nerve to this class of sensations.



CHAPTER IX.

OF THE MUSCULAR SENSE.

A NOTION prevails that although the young of the lower animals are directed by instinct, there is an exception in regard to the human offspring. It is believed that in the child we may trace the gradual dawn and progressive improvement of reason, independently of instinct. That is not true. We doubt whether the actions of the body, if not first instinctive, or directed by sensibilities which are innate, would ever be exercised under the influence of reason alone.

The sensibilities and motions of the lips and tongue, are perfect in the young infant from the beginning. The dread of falling is shown by the infant long before it could have experience of violence of any kind.

The hand, destined to become the instrument for perfecting the other senses, and for developing the endowments of the mind itself, is, in the infant, absolutely powerless. Pain is poetically figured as the power into whose "iron grasp" we are consigned when introduced to a material world. Now, although the infant is capable of expressing pain in a

manner not to be misunderstood, yet it is unconscious of the part of the body which is injured. There occur certain congenital imperfections which require surgical assistance in early childhood ; but the infant will make no direct effort with its hand to repel the instrument, or disturb the dressing, as it will do at a period somewhat later.

The lips and tongue are the parts first exercised by the child ; the next motion is to put its hand to the mouth, to suck it : and, as soon as the fingers are capable of grasping, whatever they hold is carried to the mouth. Hence the sensibility to touch and power of action in the lips and tongue, are the first inlets to knowledge. The use of the hand is a later acquirement.

The knowledge of external objects cannot be acquired, until the organ of touch has become familiar with our own body. We cannot be supposed capable of judging of the form or tangible qualities of anything in contact with the skin, or of exploring it by the motion of the hand, before having the consciousness of our own body, as distinguished from things external.

The first office of the hand, then, is to exercise the sensibility of the mouth : and the infant as certainly questions the reality of things by that test, as does the dog by its acute sense of smelling. In the infant, the sense of the lips and tongue is resigned in favour of that of vision, only when the exercise of the eye has improved, and offers greater attraction. The hand

very slowly acquires the sense of touch; and many ineffectual efforts may be observed in the arms and fingers of the child, before it can estimate the direction or distance of objects. Gradually the length of the arm, and the extent of its motions, become the measure of distance, of form, of relation, and perhaps of time.

Next in importance to the sensibility of the mouth, we may consider that sense which is early exhibited in the infant,—the terror of falling. The nurse will tell us that the infant lies composed in her arms, while she carries it up stairs; but that it is agitated when she carries it down. If an infant be laid upon the arms and dandled up and down, its body and limbs will be at rest as it is raised; but in descending, it will struggle and make efforts. Here is the indication of a sense, an innate feeling, of danger; and we may perceive its influence, when the child first attempts to stand or run. When set upon its feet, the nurse's arms forming a hoop around it, without touching it, the child slowly learns to balance itself and stand; but under a considerable apprehension; it will only try to stand at such a distance from the nurse's knee, that if it should fall, it can throw itself for protection into her lap. In these, its first attempts to use its muscular frame, it is directed by a fear which cannot as yet be attributed to experience. By degrees it acquires the knowledge of the measure of its arm, the relative distance to which it can reach, and the power of its muscles. Children are, therefore, cowardly by instinct: they show an

apprehension of falling ; and we may trace the gradual efforts which they make, under the guidance of this sense of danger, to perfect the muscular sense. We thus perceive how instinct and reason are combined in early infancy ; how necessary the first is to existence : how it soon becomes subservient to reason : and how it eventually yields to the progress of reason, until obscured so much, that we can hardly discern its influence.

When, treating of the senses generally, and showing how one organ profits by the other, and how each is indebted to that of touch, I observed, that touch itself is dependent on the exercise of a distinct property—that without the accompaniment of muscular action, and a consciousness of effort, this sense could hardly be an inlet to knowledge at all.

In my lectures, I have always delivered the same views. I have endeavoured to prove that for the perfect exercise of the sense of touch, motion of the hand and fingers, and consciousness of the action of the muscles in producing such motion, must be combined with the feeling of contact of the object. To that consciousness of exertion, I gave the name “muscular sense ;” calling it a sixth sense. Although I questioned the correctness of my opinions, when I perceived that none of the chief authorities in mental philosophy, in treating of the senses, adverted to the knowledge obtained from the action of the muscles, yet I can now refer to authors educated to medicine, who have confirmed my views ; it having

occurred to them, as to me, that the combination of two kinds of sense was required in the organ of touch.

Those distinctions were connected with my inquiries into the functions of the Nervous system. It was the conviction that we are sensible of the action of the muscles, which led me to investigate their nerves; first, by anatomy, and then by experiment. I was finally enabled to show, that the muscles are provided with two classes of nerves; that on exciting one of these, the muscle contracts; on exciting the other, no action takes place; and that the nerve which has no direct power over the muscle, is for giving sensation. Thus it was proved, that muscles are connected with the brain, through a "nervous circle;" that one nerve is not capable of transmitting what may be called nervous influence, in two different directions at once; in other words, that a nerve cannot carry volition to the muscles, and sensation towards the brain, simultaneously and by itself: but that, for the regulation of muscular action, two distinct nerves are required; first, a nerve of sensibility to convey a consciousness of the condition of the muscles to the sensorium; and secondly, a nerve of motion for conveying a mandate of the will to the muscles.

In their distribution through the body, the nervous fibrils which possess these two distinct powers, of conferring sensation, and of exciting the muscles to contraction, are wrapped up, or woven together in the same sheath, and present the appearance of a single

nerve: but by examining them where they arise from the brain or spinal marrow, they are found to come off from different tracts, by two distinct "roots;" and the fibrils of these roots soon coalesce, to form what, in reality, are compound nerves, although they appear simple. By anatomical reasoning and experiment I succeeded in demonstrating that one of these roots, with its prolonged fibrils in the nerve, is for bestowing motive power on the muscles; and that the other root, with its prolonged fibrils, is for conferring sensation.*

The Abbé Nollet, after extolling the sense of touch as superior to all the rest, and deserving to be considered the *genus*, under which the others should be included as subordinate *species*, makes this remark—"Besides, it has this advantage over them, to be at the same time both active and passive: for it not only puts it in our power to judge of what makes an impression upon us, but likewise of what resists our impulsions." The mistake here is the same as that to which I have already referred; where it was alleged that the peculiarity of the sense of touch consisted in there being an effort propagated towards it, as well as a sensation received from it. The confusion is obviously from considering the muscular action directed by the will in

* In the Face, the nerve of motion, instead of being included in the same sheath with that of sensation, passes from the brain to its destination, by a circuitous course, and altogether apart from it; hence the two nerves being separate, the distinct functions of the nerves of motion and of sensation, could be more easily proved in the face, than in any other part of the body. See "On the Nervous circle which connects the voluntary muscles with the brain" in the "Nervous System," by the Author.

the exercise of touch, as belonging to the nerve of touch properly. I proceed to show how the sense of motion, and that of contact are necessarily combined.

When a blind man, or a man blindfolded, stands upright, neither leaning upon, nor touching aught; by what means does he maintain the erect position? The symmetry of his body is not the cause. A statue of the finest proportion must be soldered to its pedestal, else the wind will cast it down. How is it, then, that a man sustains the perpendicular posture, or inclines in due degree towards the wind that blows upon him? It is obvious that he has a sense by which he knows the inclination of his body; and that he has a ready aptitude to adjust the parts of it, so as to correct any deviation from the perpendicular. What sense is this? he touches nothing and sees nothing; there is no organ of sense hitherto observed which can aid him. Is it not that sense which we have seen exhibited so early in the infant, in the fear of falling; and which caused its struggles, while it yet lay in the nurse's arms? It can only be by the adjustment of muscles, that the limbs are stiffened, the body firmly balanced, and kept erect; and there is no other source of knowledge but a sense of the degree of exertion in his muscular frame, by which a man can become conscious of the position of his body, and action of his limbs, while he has no point of vision, or the contact of any external body to direct his efforts. In truth, we stand by so fine an exercise of this power, and the muscles, from

habit, are directed with so much precision, and with an effort so slight, that we do not know how we stand. But if we attempt to walk on a narrow ledge, or rest in a situation where we are in danger of falling, or balance on one foot, we become subject to apprehension: and the actions of the muscles are then, as it were, magnified, and demonstrative of the degree in which they are excited.

Although we touch nothing and see nothing, yet we are sensible of the position of our limbs; that the arms hang by the sides, or that they are raised and held out. And it must be by a property internal to the frame, that we know this. At one time I entertained a doubt whether this knowledge proceeded from a sense of the condition of the muscles, or from a consciousness of the degree of effort which had been directed to them in volition. But I reasoned in this manner,—we awake with the knowledge of the position of our limbs: this cannot be from a recollection of the action which placed them where they are; it must therefore be a consciousness of their present condition. When a person just after awaking moves his body, it is with a determined object; and before he can desire a change or direct a movement, he must be conscious of a previous condition.

After a limb has been removed by the surgeon, the person still feels pain, and heat, and cold, as if present in the limb. Urging a patient who had lost his leg, to move it, I have seen him catch at the limb, to guard it,

forgetting that it was removed. Long after his loss, he experiences a sensation not only as if the limb remained, but as if it were placed or hanging in a particular position or posture. I have asked a patient—"Where do you feel your arm now?" and he has said, "I feel it as if it lay across my breast," or that it is "lying by my side." It seems also to change with the change of posture of the body. These are additional proofs of a muscular sense; that there is an internal sensibility corresponding to the changing condition of the muscles; and that as the sensations of an organ of sense remain, after the destruction of the outward organ, so a deceptious sensibility to the condition of the muscles, as well as to the condition of the skin, will be felt after the removal of a limb.

By such arguments, I have been in the habit of showing that we possess a muscular sense; and that without a perception of the condition of the muscles previous to the exercise of the will, we could not command them in standing, far less in walking, leaping, or running. And as for the hand, it is not more the freedom of its action which constitutes its perfection, than the knowledge which we have of these motions, and our consequent ability to direct it with the utmost precision.*

* When Ulysses, fearing to betray himself to the suitors by an exhibition of the whole strength of his arm, deliberates as to the force he will put into the blow he is about to inflict on the beggar Irus—

“Whether to strike him lifeless to the earth
At once, or fell him with a managed blow,”

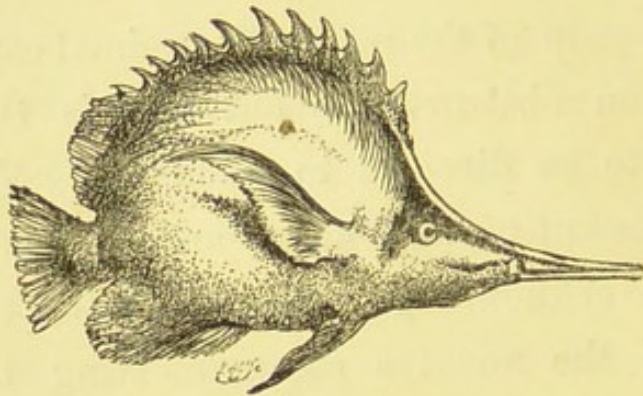
it is by an exercise of the muscular sense, that he decides on merely fracturing his opponent's jaw.

The necessity for the combination of two distinct properties of the nervous system in the sense of touch, becomes more obvious if we examine their operation in other, but analogous organs ; for example, in the palpi or tentacula of the lower animals. These instruments consist of a rigid tube, containing a pulpy matter, in which there is a branch of a nerve that possesses, in an exquisite degree, the sense of touch ; and the animals use them for groping their way. When the tentaculum touches a body, and the vibration runs along the pulp of the nerve, the animal can be sensible only of an obstruction ; but how is the creature's progress to be directed to avoid it ? When we see the instrument moving about and feeling on all sides, we must acknowledge that it is the sense of the action of the muscles communicating that motion, which conveys the knowledge of the place or direction of the obstructing body. It appears, therefore, that even in the very lowest creatures, the sense of touch implies the comparison of two distinct senses.

That insects possess the most exquisite organs of sense, must be allowed : but we do not reflect on the extraordinary accuracy with which they measure distances in their movements. This they can only accomplish by an adaptation of the muscular exertion to the sense of vision. The spider, to which I have already alluded—the *aranea scenica*, when about to leap, elevates itself on its fore-legs, and lifting its head, seems to survey the spot before it jumps ; if it

spy a small gnat or fly on the wall, it creeps very gently towards it, with short steps, till it comes within a proper distance, and then springs suddenly upon it like a tiger. It will jump two feet to seize upon a bee.*

We have a more curious instance of the precision of the eye and of the adaptation of muscular action, in some of the chætodons, as the *chelmon rostratus*.† This fish inhabits the Indian rivers, and lives on the



smaller aquatic flies. If it observe one of these insects, alighted on a twig, or flying near (for it can shoot them on the wing), it darts forth a drop of water from its beak, with so steady an aim, as to bring the fly into the water, when it falls an easy prey. These fishes are kept in large vases for amusement; and if a fly be presented on the end of a twig, they will shoot at it with surprising accuracy. In its natural state it will hit a fly at the distance of from three to six inches.

The *zeus insidiator*‡ has also the same power of forming its mouth into a tube, and squirting at flies, so

* Kirby. † Chætodon, a genus of the Acanthopterygii.
‡ Belonging to another genus of the same section.

as to encumber their wings and bring them to the surface of the water. Now, whether we regard these habits in the lower creatures, as bestowed by instinct, or look upon similar powers belonging to ourselves, as acquired properties, we must acknowledge that in both, the operation is compound.*

Some would have us believe that the effect of the impression of odours on the nerve of smelling, is exactly similar to that of light on the nerve of vision; and yet they suppose that the impression on the retina alone suffices to inform us of the direction and distance of objects. But of the direction and distance from which odours come, we are quite ignorant until, by turning the head, and directing the nostrils this way and that, we make a comparison, and at length discover on which side the smell is strongest on the sense.

In insects, the motion of the body is rendered subservient to smell, as well as to vision. There is nothing in the mere exercise of the organ of smell that can direct an insect in its flight: yet if a piece of carrion be thrown out, flies will approach it,—not by flying in a direct line to it, but by coming towards it in circles. So it is with the bees, in a garden, when attracted to a flower: they may be seen, at first, flying wide, describing circles in their flight, each circle diminishing as they come nearer, until at last they alight upon the object. Having no organ like lungs and thorax to enable them

* A difficulty will occur to the reader: since the rays of light are refracted at the surface of the water, how does the fish judge of position? Does instinct enable it to do so, or is it experience?

to inhale the effluvia, they make currents in the air, by their mode of flight, so as to impress the nerve of smelling: and it is from the sense of the odour being more acute in one part of the circle, that the next wheel is made; and thus they are directed in a line drawn through these circles, to the flower.

We can judge of the direction from which sounds proceed, without turning the ear towards them. That is because the strength of the vibration is unequal on the two sides of the head; and we can readily compare the two impressions, so as to decide upon the direction. But when a person is deaf in one ear, the comparison is difficult, and he is often mistaken as to the point from which the sound comes; he has more frequent occasion to turn the head, and test the position of the tube of the ear with the strength of the impressions. Accordingly, in mixed company, where there are many speakers, a man in this condition appears positively deaf, from the impossibility of distinguishing minutely the direction of sounds.

The last proof of the necessity of the combination of the muscular sense with the sense of contact will be conclusive. It is not a solitary instance:—A mother while nursing her infant was seized with a paralysis, attended with the loss of muscular power on one side of her body, and the loss of sensibility on the other. The surprising, and indeed, the alarming circumstance here was, that she could hold her child to her bosom with the arm which retained muscular power,

only so long as she looked to the infant. If surrounding objects withdrew her attention from the state of her arm, the flexor muscles gradually relaxed, and the child was in danger of falling. The details of the case do not belong to our present enquiry; but we see, first, that two distinct properties are possessed by the nerves of the arm, as evinced by the loss of the one, and continuance of the other; secondly, that these two properties exist through different endowments of the nervous system; and, thirdly, that muscular power is insufficient for the exercise of the limbs, without a sensibility to accompany and direct it.

Let me offer another example:—Nothing serves better to make us appreciate the blessings which we enjoy, than examining the organisation of a part which, from its familiarity, and the absolute perfection of its action, we neglect or think meanly of. The lips receive the food, and aid in mastication; they are a principal part of the organ of speech; they are expressive of emotion; they are the most acutely sensible to touch. The vermilion surfaces of the lips possess their exquisite sensibility through minute and delicate villi, into which the extremities of the sensitive nerve are distributed: and these, being covered only with a cuticle the most thin and transparent, afford the ready instrument of touch. Again, a concourse of fine muscles converges to the lips, and surrounds them; and these muscles receive their motor influence from a distinct nerve, coming from a different quarter of the brain

from the sensitive. Now, if this nerve of motion be cut and lose its function, the animal puts its lips to the grains it feeds upon, but cannot gather them. So also, if the nerve of sensation be injured, the animal presses its lips to the food, but wanting the sensibility by which the motion of the lips should be directed, it does not gather them. These facts show that whilst sensibility and motion depend upon different nerves, they are necessarily combined for so simple an act as taking the food into the mouth. As connected with the subject, it is a strange thing to see a person who has every capacity for motion in the lips and tongue, letting the morsel remain in his mouth for hours, without knowing it. The first instance I found of a defect in the lips exactly similar to that produced by the experiment of cutting the nerve of sensation on one side of the face, was in a gentleman who, being under the hands of his dentist, had the nerve of sensation hurt by the pulling of a tooth: having a glass of water given to him, he remarked that the glass was a broken one! The fact being, that the portion of the tumbler in contact with one half of his lips was not felt at all, which gave him the same sensation as if a bit of the glass had been broken away.

The capacity, therefore, of the hand to ascertain the distance, size, weight, form, hardness or softness, roughness or smoothness of objects, results from its having a compound function—from the sensibility of the proper organ of touch, being combined with the

consciousness of the motion of the arm, hand, and fingers.

But it is the motion of the fingers that is especially necessary to the sense of touch. These bend, or extend, or expand, or move in every direction, like palpi, with the advantage of embracing the object, feeling it on all its sides, estimating its solidity or its resistance when grasped, moving round it, and gliding over its surfaces, so as to feel every asperity, and be sensible of every slight vibration.

THE PLEASURES ARISING FROM THE MUSCULAR SENSE.

As much of the knowledge usually supposed to be obtained through the organs of the senses, has its source in the exercise of the muscular frame, so we may trace to it some of our chief enjoyments. It may, indeed, be affirmed that nature benevolently intends that the vigorous circulation of the blood, and healthful condition both of mind and body, should result from alternations of muscular exertion and repose. The pleasure which proceeds from activity, may be partly due to a gratification naturally arising from the exercise of any kind of power—as that implied by mere dexterity, or the successful pursuit of some field sport, or the accomplishment of a work of art. But independently of such sources of satisfaction, active exercise is followed by weariness, and a desire for rest; and although this condition may not be attended with

any describable local pleasure, yet after fatigue, and whilst the active powers are sinking into repose, there is diffused through every part of the frame a feeling almost voluptuous. To this feeling an impatience of rest succeeds. Thus are we urged to follow the alternations of activity and of repose necessary to health; and are invited on from stage to stage of our existence.

We owe other enjoyments to the muscular sense. In modern times comparatively little may be thought of the gratifications arising from motion. Yet we read that the gravest of the Greeks, even of the Romans, studied elegance in their attitudes and movements. Their apparel favoured that display of grace, while their exercises and games contributed to encourage elegance of movement. The dances they performed, were not exhibitions of mere exuberance of spirits and activity. It was their pride to combine harmony in the motion of the body and limbs, with majesty of gait; their movements consisted more of the unfolding of the arms, than of the play of the feet,—“their arms sublime, that floated on the air.” The Pyrrhic dances were attitudes of combat, or martial movements, performed in correct coincidence with the expression of the music. The spectators, in their theatres, must have had very different associations from ours, to account for the national enthusiasm displayed by the influence of their music, and the rage excited by a mere error in time.

This may remind us that in music the divisions of

time depend in some degree on the muscular sense. A man will put down his staff in regulated time; and in his common walk, the sound of his steps will fall into a measure. A boy striking the railing in mere wantonness, will do it with a regular succession of blows. This tendency of the muscular frame to move in accordance with time, is the source of much that is pleasing in music, and assists the effect of melody.

“The hand
Sang with the voice, and this the argument.”

The closest connection is thus established between the enjoyments of the sense of hearing, and the exercise of the muscular sense.*

The effect of disorders of the nervous system upon the muscular frame, is sometimes to show how natural certain combinations of actions may be, although morbidly excited. The following is a curious illustration:—A young woman, who could not be taught to go down a country-dance, suffering under a nervous illness, began to execute involuntary movements, not unbecoming an opera dancer. At one time she would pace slowly

* It is probable that we must ascribe to this, the power possessed by music over the passions, and even over disease. It is recorded that the music teacher of Socrates [and many will be pleased to know that so sage a man had a music teacher] seeing one inflamed with wine, intent, while the flute was played in Phrygian measure, on setting fire to the house, cured him by ordering the player to change the mode, to the grave and soothing Spondæus! Galen records instances of the restorative influence of music over the passions and over disease. And it appears to have been resorted to by Egyptians, Hebrews, Greeks, and Romans, both in acute and chronic disorders. Hence the phrase, “*Loca dolentia incantare.*”

To learn how much of the pleasure of the sense of Vision depends on muscular action, see the “Additional Illustration” in the Appendix.

round the room, with a measured step, the arms carried with elegance, as in a minuet; again, she would stand on the toes of one foot, and beat time with the other; on some occasions she would strike the table, or whatever she could reach, with her hand, many times softly, and then with force; at length it was found that she did everything in rhythm. A friend thought that in her regular beating he could recognise a tune; and he began singing it. The moment the sound struck her ears, she turned suddenly to the man, danced directly up to him, and continued to dance, until he was quite out of breath. The cure of this young woman was of a very unusual kind: a drum and fife were procured,—and when a tune corresponding to the rhythm of her movements was played, in whatever part of the room she might be, she would dance close up to the drum, and continue dancing until she missed the step,—when these involuntary motions instantly ceased, and the paroxysm ended. The physician, profiting by this, and observing a motion in her lips, put his ear close to her mouth; he thought he could hear her sing; and questioning her, she said there was a tune continually dwelling upon her ear, which at times irresistibly impelled her to begin her involuntary dance. In the end, she was cured by altering the time, in beating the drum; for, whenever she missed the time, the influence ceased to have its effect.*

* Med. Chir. Trans. vol. vii.

If asked, what this extraordinary disease is ; we can only answer that, being an excitable state of the nervous and muscular systems, it will be called *Chorea* ; but it is an instance of a natural combination of muscular actions, morbidly produced ; just as in hysteria, where the expression of various natural passions, for example, weeping, or laughing, is frequently exhibited.



CHAPTER X.

THE ORGAN ADAPTED TO THE INSTINCT.—THE HAND NOT THE SOURCE OF INGENUITY OR CONTRIVANCE, NOR CONSEQUENTLY OF MAN'S SUPERIORITY

SEEING the perfection of the human Hand, both in structure and endowments, we can hardly be surprised at some philosophers entertaining the opinion of Anaxagoras, that the superiority of man is owing to his hand. Although the system of bones, muscles, and nerves, which belongs to this extremity, is suited to every form and condition of vertebrated animals, yet it is in the human hand, that we perceive the consummation of all perfection, as an instrument. This superiority consists in its combination of strength, with variety, extent, and rapidity of motion; in the power of the thumb, and the forms, relations, and sensibility of the fingers, which adapt it for holding, pulling, spinning, weaving, and constructing; properties which may be found separately in other animals, but are combined in the human hand.

In virtue of these provisions, the hand corresponds to the superior mental capacities with which man is endowed. The instrument is capable of executing

whatever his ingenuity suggests. Nevertheless, the possession of the ready implement, is not the cause of man's superiority: nor is its aptness for execution, the measure of his attainments. So we rather say with Galen, that man has a hand, because he is the wisest of creatures, than ascribe to his possession of a hand, his superiority in knowledge.*

This question has been raised, from observing the perfect correspondence between the propensities of animals, and their forms and outward organisation. When we see the heron, still as a grey stone, and hardly distinguishable from it, standing by the water side, intently watching his prey, we might at first suppose this was a habit acquired from the use of his stilt-like limbs, constructed for wading, with his long bill, and flexible neck; for the neck and bill are as much suited to its mode of seizing the fish, as the liester is to the fisherman, in spearing the salmon. But in the configuration of the black bear, there is nothing particularly adapted for his catching fish; yet will he sit, on his hinder extremities, by the side of a stream, morning, or evening, on the watch, like a practised fisher: and so perfectly motionless is he, that he will deceive the eye of the Indian, who mistakes him for the burnt trunk of a tree; when the bear sees his

* Ita quidem sapientissimum animalium est homo: ita autem et manus sunt organa sapienti animali convenientia. Non enim quia manus habuit propterea est sapientissimum, ut Anaxagoras dicebat: sed quia sapientissimum erat, propter hoc manus habuit, ut rectissime censuit Aristoteles. Non enim manus ipsæ homines artes docuerunt, sed ratio. Manus autem ipsæ sunt artium organa: sicut lyra, musici; et forceps, fabri.

opportunity favourable, he will thrust out his fore-paw, and with incredible celerity seize a fish. In this instance, the exterior organ is not the cause of the habit or of the propensity. Hence if we see the instinct bestowed without the appropriate organ, may we not in other examples, when the two are conjoined, believe that the habit exists with the instrument, not through it?

The canine teeth are not given without a carnivorous appetite; nor is the necessity of living by carnage joined to a timid disposition; but boldness and fierceness, as well as cunning, belong to the animal armed with retractile claws and sharp teeth, and which preys on the living.* On the other hand, the propensities of the timid vegetable feeder are not to be attributed to his having mobile, erect ears, or prominent eyes: though his suspiciousness and timidity correspond to these forms. The boldness of the bison or the buffalo may be as great as that of the lion; but the impulse that directs them in their mode of attack is different: instinct impels them to gore with their horns. And they will strike with their heads, whether they have horns or not; "The young calf will butt against you before he has horns," says Galen; or as the Scotch song has it, "the putting cow is ay a doddy;" that is, the humble cow (*inermis*), although wanting horns, is ever the most

* In some of the quadrumana, the canine teeth are as long and sharp as those of the tiger—but they are instruments of defence only: they bear no relation to the appetite, mode of digestion, or internal organisation.

mischievous. When that noble animal, the Brahmin bull, of the Zoological Gardens, first put his hoof on the sod, and smelt the fresh grass after his voyage,—placid and easily managed before, he became excited, plunged, and struck his horns into the earth, ploughing up the ground on alternate sides, with a very remarkable precision. This was his dangerous play; just as the dog, in his gambols, worries and fights: or the cat, though pleased, puts out its claws. It would, indeed, be strange, where all else is perfect, if the instinctive character or disposition of the animal were at variance with its arms or instruments.

But the idea may still be entertained, that the accidental use of the organ may conduce to its more frequent exercise, and thereby to the production of a corresponding disposition. Such an hypothesis would not explain the facts. The late Sir Joseph Banks, in his evening conversations, told us that he had seen, what many perhaps have seen, a chicken catch at a fly, whilst the shell stuck to its tail. Sir Humphry Davy relates that a friend of his, having discovered, under the burning sand of Ceylon, the eggs of an alligator, had the curiosity to break one of them; when a young alligator came forth, perfect in its motions and in its passions; for although hatched in the sand under the influence of the sunbeams, it made towards the water, its proper element: when hindered, it assumed a threatening aspect, and bit the stick presented to it. We may therefore conclude, that as

animals have propensities implanted in them, to perform certain motions to which their external organs are subservient, so their passions or dispositions are given as the means of directing them how to defend themselves, or obtain their food.

But this has been well said seventeen hundred years ago. "Take," says Galen, "three eggs, one of an eagle, another of a goose, and a third of a viper: and place them favourably for hatching. When the shells are broken, the eaglet and the gosling will attempt to fly; while the young of the viper will coil and twist along the ground. If the experiment be protracted to a later period, the eagle will soar to the highest regions of the air, the goose betake itself to the marshy pool, and the viper will bury itself in the ground."

We have daily before us proofs of ingenuity in the arts not only surviving the loss of the hand, but excited and exercised, where the hands were wanting from birth. What is more surprising than to see the feet, in individuals under such circumstances, becoming substitutes for the hands, and working minute and curious things? Unfortunately too, the most diabolical passions will be developed in some natures, and crimes committed, which we might have supposed impossible from the power of execution being denied. The most remarkable instance of that was in a man, who from birth was deprived of arms; like the unfortunate youth described in the early part of the volume. As if possessed by a devil, this wretch had committed many

murders before being discovered and executed; he was a beggar, who took his stand in the high way some miles from Moscow, on the skirts of a wood: his manner was to throw his head against the stomach of the person who was in the act of giving him charity, and having stunned him, to seize him with his teeth, and so drag him into the wood!

But to turn to a more agreeable topic. The possession of an instrument like the hand, implies that a great part of the organisation which strictly belongs to it, must be concealed. The hand is not a thing appended, or put on, to the body, like an additional movement in a watch; but a thousand intricate relations must be established throughout the whole frame, in connection with it: not only must appropriate nerves of motion and of sensation, and a part of the brain having correspondence to these nerves, be supplied, but unless, with all this superadded organisation, a propensity to put it into operation were created, the hand would lie inactive.

Voltaire has said, that Newton, with all his science, knew not how his arm moved; so true is it that all such studies have their limits! But, as he acknowledges, a wide difference exists between the ignorance of the child or peasant, and the consciousness of the philosopher that he has arrived at a point of knowledge beyond which man's faculties do not carry him.

Nevertheless, is it nothing to have our minds awakened to the perception of the numerous proofs of

design which present themselves in the study of the Hand—to be brought to the conviction that every thing in its structure is orderly and systematic, and that the most perfect mechanism, the most minute and curious apparatus, and sensibilities the most delicate and appropriate, are all combined in operation that we may move the hand? What the first impulse to motion is, or how the mind is related to the body, we know not; yet it is important to learn with what extraordinary contrivance, and perfection of workmanship, the bodily apparatus is placed between that internal faculty which impels us to use it, and the exterior world.

I have been asked, and that by men of the first education and talents, whether in the organs of voice of the orang-outang any thing really deficient had been discovered to prevent him from speaking. The reader will give me leave to place the matter correctly before him. In speaking, there is, first, a certain force of expired air, or an action of the whole muscles of respiration required; in the second place, the vocal chords at the top of the wind-pipe must be drawn by their muscles into accordance, else no vibration will take place, and no sound issue; thirdly, the open passages of the throat must be expanded, contracted, or extended, by their numerous muscles, in correspondence with the condition of the vocal chords; and these must all sympathise, before even a simple sound will be produced. But to articulate that sound, so that it may become part of a conventional language, there must be added actions

of the pharynx, of the palate, of the tongue, and of the lips. The exquisite organisation for all this, is not visible in the organs of the voice, as they are called : it is to be found in the nerves, which combine these various parts in one simultaneous act. The meshes of a spider's web, or cordage of a man-of-war, are few and simple, compared with the concealed filaments of nerves which move these parts ; and if but one of them be wanting, or its tone or action disturbed in the slightest degree, every body knows how a man will stand with his mouth open, twisting his tongue and lips in vain attempts to utter a word.

It will now appear that there must be distinct lines of association, suited to the organs of voice : different to combine them in the bark of a dog, in the neighing of a horse, or in the shrill whistle of the ape. That wide distinctions exist in the structure of the vocal organs in different classes of animals, is most certain ; but independently of those which are apparent, there are secret and minute varieties in the associating nervous cords. The ape, therefore, does not articulate—First, because the organs are not perfect to that end ; Secondly, because the nerves do not associate the different parts of the organ in that harmony of action which is necessary to speech ; And, lastly, were all the exterior apparatus perfect, there is no impulse to the act of speaking.

From this enumeration of parts it will appear that the main difference lies in the internal faculty or

propensity. As soon as a child can distinguish and admire, then are its features in action ; its voice begins to be modified into a variety of sounds ; these are taken up and repeated by the nurse, and already a sort of convention is established between them. The perfect correspondence between the vocal instrument, and the laws governing the motions of the air, is a contrivance ; but that which prompts to the first efforts at articulation, is in our intellectual nature. We cannot, therefore, doubt that a propensity is created in correspondence with the outward organs ; and without which these outward organs would be useless appendages. The aptness of the instrument and its exercise will undoubtedly improve the faculty—just as we find that giving freedom to the expression of passion, adds force to the emotion in the mind.

One cannot but reflect here on that grand revolution which took place when language, till then limited to its proper organ, had its representation in the work of the Hand. Now that a man, of mean estate, may possess a library of more intrinsic value than that of Cicero ; when the sentiments of past ages may be as familiar to him as those of the present ; and when the knowledge of different empires is transmitted and common to all, we cannot expect our sages to be followed, as of old, by their five thousand scholars. Nations will not now record public acts by building pyramids, consecrating temples, or raising statues, once the only means of perpetuating great deeds or

extraordinary virtues. It is in vain that our artists complain of patronage being withheld. The ingenuity of the Hand has at length subdued the arts of design. Printing has made all other records barbarous; and great men build for themselves a "livelong monument."

On this, as upon many other occasions, it may be urged that a further multiplication of evidences in favour of natural religion is unnecessary; it may be said that we only vary the instances, without making the proofs stronger. For example, as to speech, no higher argument can be sought for to prove the perfection of design, than the simple fact that, by means of the voice, two intellectual beings can breathe out their thoughts, and hold communion on the ideas that arise in their minds: the knowledge of the intricate organs by which voice is produced, can add nothing to our wonder, or to the force of our conviction, that all which regards man's state is ordered in perfection. So, philosophically considered, our admiration ought to be as great from observing that by willing it, we can raise the arm; as from knowing all the relations of the nerves, muscles, bones, and joints of the arm, through which that motion is accomplished. But I would ask, who, in speaking or moving his arm, thinks of these proofs of design, or feels this emotion? Do these actions excite either admiration or gratitude? Before such feelings arise, do we not require to be brought to consider them anew? Is it not agreeable to know how such actions are performed? Is it not important,

therefore, that the emotions of surprise and gratitude excited by contemplating them, should be repeated and enforced, until they become an enduring devotional feeling? In fine, whilst it is pleasing to reflect that the great authorities in natural science, in times past, have entertained the belief of the great Architect, and of the continuance of His government, it cannot be without its use to add strength to the same belief, by having recourse to those improvements which in all departments of knowledge are being daily introduced.

OF EXPRESSION IN THE HAND:—Before we conclude let us speak of the Hand as an organ of Expression. Formal dissertations have been composed on this topic. But were we to seek for authorities, we should take in evidence the works of the great Painters. By representing the hands disposed in conformity with the attitude of the figures, the old masters have been able to express every different kind of sentiment in their compositions. Who, for example, has not been sensible to the expression of reverence in the hands of the Magdalens by Guido, to the eloquence of those in the cartoons of Raphael, or the significant force in those of the Last Supper, by Da Vinci. In these great works may be seen all that Quintilian says the hand is capable of expressing.—“For other parts of the body assist the speaker, but these, I may say, speak themselves. By them we ask, we promise, we invoke, we dismiss, we threaten, we intreat, we deprecate, we express fear, joy, grief, our doubts, our assent,

our penitence; we show moderation, profusion; we mark number and time.”*

Buffon has attempted to convey to us, how knowledge may have been originally imparted in the world, by fancifully tracing the impressions on the newly-awakened senses of the First created Man. But, for that which in our great Poet is both consistent and splendid—imagining man to raise his wondering eyes to heaven, and spring, by quick instinctive motion, as “thitherward endeavouring,”—Buffon substitutes a poor combination of philosophy with false eloquence.

For greater dramatic effect, the first created man is supposed to address us himself; and he commences thus:—“he remembers the moment of his creation—that time, so full of joy and trouble, when first he looked around on the verdant lawns and crystal fountains, and beheld the vault of heaven over his head!” He then proceeds to declare,—“that he knew not what he was, or whence he came, but believed that all he saw was part of himself.” Thus he is represented as conscious of objects, which even to see implies experience, and to enjoy supposes a thousand agreeable associations already formed. But he goes on to say, from that blissful state he is awakened

* “*Nam ceteræ partes loquentem adjuvant, hæ, prope est ut dicam, ipsæ loquuntur. His poscimus, pollicemur, vocamus, dimittimus, minamur, supplicamus, abominamur, timemus; gaudium, tristitiam, dubitationem, confessionem, penitentiam, modum, copiam, numerum, tempus, ostendimus, &c.*”

“by striking his head against a palm tree, which he had not yet learned could hurt him!”

Men are often diffident of their first acquired knowledge, and conceive that philosophy must lead to something very different from what they have been early taught. Hence, perhaps, the absurdity of this attempt to unite philosophy and poetry.

Later writers have argued that we have no grounds for supposing that there has been, at any time, an interruption to the uniform course of nature; meaning by the term, uniformity of nature, the prevalence of the same laws which are now in operation. If it were found, they say, that on the arrival of a colony in a new country, fruits were produced spontaneously around them, and flowers sprung up under their feet, then, we might suppose that our first parents were placed in a scene of profusion and beauty—suited to their helpless condition—and unlike what we see now in the course of nature. It is not very wise to entertain the subject at all; but if it is to be discussed, this is starting altogether wide of the question. We do not desire to know how a whole tribe migrating westward, could find sustenance,—but in what state man could be created and live, without a deviation from what is called the uniform course of nature. If the first man had been formed helpless as an infant, he must have perished: and if mature in body, he must have been gifted with faculties suited to his condition. A human being, pure from the Maker's hands, with

desires and passions implanted in him adapted to his state, and with a suitable theatre of existence, implies something very near what we have been early taught to believe.

In every change which the globe has undergone, an established relation is perceived between the animal that has been created, and the elements around it. It is idle to suppose that this has been a matter of chance. Either the structure and functions of the animal must have been formed to correspond to the condition of the elements, or the elements must have been controlled to minister to the necessities of the animal; and if, in contemplating all the inferior gradations of animal existence, the most careful investigation leads us to this conclusion, what makes us so unwilling to admit such an influence, in the last grand work of creation, the introduction of man?

We cannot resist these proofs of a beginning, or of a First Cause. When we are bold enough to extend our inquiries into those great revolutions that have taken place, whether in the condition of the earth, or in the structure of the animals which have inhabited it, our notions of the "uniformity" of the course of nature must suffer some modification. At certain epochs, changes in the face of the globe have been wrought, and beings differing from those previously, or now existing, must have been brought into existence. Such interference is not contrary to the great scheme of creation; it is so only to our present state. For the

most wise and benevolent purposes, a conviction is implanted in our nature that we may rely on the course of events being permanent. We belong to a certain epoch ; and it is when our ambitious thoughts carry us beyond our natural condition, that we feel how much our faculties are confined, and our conceptions, as well as our language, imperfect. We must either abandon these speculations altogether, or cease to argue purely from our present situation.

It has now been made manifest, that man, and the animals inhabiting the earth, have been created with reference to the magnitude of the globe ;—that their living endowments bear a relation to the elements around them. We have also learnt that the system of animal bodies, notwithstanding the diversity of forms that meet the eye—is simple and universal : that it not only embraces all living creatures, but has been continued from periods of the greatest antiquity, according to the geological calculations of time. The most obvious appearances, and the labours of the geologist, give us reason to believe that the earth has not always been in the state in which it is now presented to us. Every substance that we see is compound ; we nowhere obtain the elements of things : the most solid materials of the globe are formed of decomposed and reunited parts. Changes, therefore, have been wrought on the general surface, with long periods, or epochs intervening ; and the proofs of these are as distinct, as the furrows on a field are indicative

that the plough has passed over it. In short, progressive changes, from the lowest to the highest state of organisation and of enjoyment, point to the great truth, that there was a beginning.

There is nothing in the inspection of the species of animals, which countenances the idea of a return of the world to any former condition. When we acknowledge that animals have been created in succession and with an increasing complexity of parts, we are not to be understood as admitting that there is here proof of a growing maturity of power, or an increasing effort in the Creator. And for this very plain reason, which we have stated before, that the bestowing of life, or the union of the vital principle with the material body, is a manifestation of power, superior to that displayed in the formation of an organ, or the combination of many organs, or construction of the most complex animal mechanism. It is not, therefore, a greater power that we see in operation; but a power manifesting itself in the perfect and successive adaptation of one thing to another—of vitality and organisation to inorganic matter.

We mark changes in the earth's surface, and observe, at the same time, corresponding changes in the animal creation. We remark varieties in the outward form, size, and general condition of animals, with corresponding varieties in the internal organisation,—until we find Man created, of undoubted pre-eminence over all, and placed suitably in a bounteous condition of the earth.

There is extreme grandeur in the thought of an anticipating or prospective intelligence: in the reflection, that what was finally accomplished in man, was begun in times incalculably remote. Most certainly the original crust of the earth has been fractured and burst up, that its contents might be exposed; that they might be resolved and washed away by the vicissitudes of heat, cold, and rain: mountains and valleys have been formed; the changes of temperature in the atmosphere have ensured continual motion and healthful circulation: the plains have been made salubrious, and the damps which hung on the low grounds have gathered on the mountains in clouds, so that refreshing showers have brought down the soil to fertilise the plain. In this manner have been supplied the means necessary for man's existence; with objects suited to excite his ingenuity, to reward it, and to develop all the various properties both of his body and of his mind. And thus it is, "that the invisible things, from the creation of the world, are perceived by what we do see."

Nor are these conclusions too vast to be drawn from the examination of a part so small as the Human Hand; since we have shown that the same system of parts which constitutes the perfection of that instrument adapted to our condition, had its type in the members of those vast animals which inhabited the bays, and inland lakes of a former world. If we seek to discover the relations of things, how sublime is that

established between the state of the earth's surface, which has resulted from a long succession of revolutions, and the final condition of its inhabitants, as created in accordance with these changes.

To our measure of time, nothing is more surprising than the slowness with which the designs of Providence have been fulfilled. But as far as we can penetrate by the light of natural knowledge, the condition of the earth, and with it, Man's destinies, have hitherto been accomplished, in great epochs.

We have been engaged in comparing the structure, organs, and capacity of man and of animals. We have traced a relation. But we have also observed a broad line of separation between them—Man alone capable of reason, affection, gratitude, and religion: sensible to the progress of time, conscious of the decay of his strength and faculties, of the loss of friends, and the approach of death.

One who was the idol of his day has recorded his feelings on the loss of his son, in nearly these words,—“We are as well as those can be who have nothing further to hope or fear in this world. We go in and out, but without the sentiments that can create attachment to any spot. We are in a state of quiet, but it is the tranquillity of the grave, in which all that could make life interesting to us is laid.” If in such a state, there were no refuge for the mind, then were there something wanting in the scheme of nature:—an

imperfection in man's condition, at variance with the benevolence which is manifested in all other parts of animated nature.

The extension of knowledge does not always direct the mind to the most consolatory contemplations. We may contrast the ancient philosopher with the modern. The former, viewing everything as suited, or subordinate to man, considered him as a "little god, harboured in a human body," and yielded unresistingly to the sentiments which flowed directly from the objects and phenomena around him.

But as the period advanced when by philosophical inquiry, experiment, and the improvement of optical instruments, vision was extended to objects too remote, or too minute for its natural sphere—when, instead of the wide plane and visible horizon of the stable earth, our globe was thought of as a ball rolling, amidst myriads greater than it, through infinite space; there was a danger that man would consider his own position with different sentiments; that he would fall back with the impression of the littleness of all belonging to him; that his life would seem but a point of time, compared with geological periods; his body as a mere atom driven about amidst unceasing changes of the material world. To him, "the earth, with Man upon it, does not seem much more than an ant-hill, where some ants carry corn, and some carry their young, and some go empty, and all to and fro, a little heap of dust."

The danger of adopting such disproportioned views

of man's estate, is greater to the scholar than to the philosopher. He who has the power and the genius to investigate nature, will not be satisfied with the discovery of secondary causes; his mind will become enlarged, and his thoughts more elevated. It is otherwise with him who learns, at second hand, the result of those inquiries. If such an one see the fire of heaven brought down into a phial; or materials compounded to produce an explosion louder than the thunder, and ten times more destructive,—the storm will no longer speak an impressive language to him. When, in watching the booming waves of a tempestuous sea along the coast, he marks the line at which the utmost violence of the ocean is stemmed, and by an unseen influence thrown back, he is more disposed to feel the providence extended to man, than when the theory of the moon's action is, as it were, interposed between the scene which he contemplates, and the sentiments naturally arising in his breast. Those influences which are natural and just, and have served to develop the sentiments of millions before him, are dismissed as vulgar and to be despised. With the pride of newly acquired knowledge, his conceptions embarrass, if they do not mislead him; in short, he has not had that intellectual discipline, which should precede and accompany the acquisition of knowledge.

But a man, of the highest order of genius, may lose the just estimate of himself, from another cause. The sublime nature of his studies may consign him to

depressing thoughts. He may forget the very attributes of his mind, which have privileged these high contemplations, and the ingenuity of the hand, which has so extended the sphere of his observation. The remedy, to such a mind, is in the studies which we are enforcing. The heavenly bodies in their motions through space, are held in their orbits by the continuance of a Power not more wonderful or more to be admired, than that by which a globule of blood is suspended in the mass of fluids—or by which, in due season, it is attracted and resolved: than that, by which a molecule entering into the composition of the body, is driven through a circle of revolutions and made to undergo different states of aggregation: becoming sometime, a part of a fluid, sometime, an ingredient of a solid, and finally cast out again, from the influence of the living forces.

Our argument, in the early part of the volume, has shown Man, by the power of the Hand (as the ready instrument of the mind) accommodated to every condition through which his destinies are to be accomplished. We first see the hand ministering to his necessities, and sustaining the life of the individual. In a second stage of his progress, we see it adapted to the wants of society, when man becomes a labourer and an artificer. In a state still more advanced, science is brought in aid of mechanical ingenuity, and the elements which seemed adverse to the progress of society, become the means conducing to it. The

seas, which at first set limits to nations, and grouped mankind into families, are now the means by which they are associated. Philosophical chemistry has subjected the elements to man's use; and all tend to the final accomplishment of the great objects to which every thing, from the beginning, has pointed—the multiplication and distribution of mankind, and the enlargement of the sources of man's comfort and enjoyment—the relief from too incessant toil, and the consequent improvement of the higher faculties of his nature. Instinct has directed animals, until they are spread to the utmost verge of their destined places of abode. Man too is borne onwards; and although, on consulting his reason, much is dark and doubtful, yet does his genius operate to fulfil the same design, enlarging the sphere of life and enjoyment.

Whilst we have before us the course of human progress, as in a map, we are recalled to a nearer and more important consideration: for what to us avail all these proofs of divine power—of harmony in nature—of design—the predestined accommodation of the earth, and the creation of man's frame and faculties, if we are stopped here? if we perceive no more direct relation between the individual and the Creator? But we are not so precluded from advancement. On the contrary, reasons accumulate at every step, for a higher estimate of the living soul, and give us assurance that its condition is the final object and end of all this machinery, and of these successive revolutions.

To this must be referred the weakness of the frame, and its liability to injury, the helplessness of infancy, the infirmities of age, the pains, diseases, distresses, and afflictions of life—for by such means is man to be disciplined—his faculties and virtues unfolded, and his affections drawn to a spiritual Protector.

As every instinct, or sense, has an end, or design: and every emotion in man has its object and direction; we must conclude that the desire of communing with God is but another test of his being destined for a future existence, and the longing after immortality the promise of it.



APPENDIX.

ADDITIONAL ILLUSTRATIONS.

ALPHABET

OF THE HEBREW LANGUAGE

ADDITIONAL ILLUSTRATIONS.



[THE MECHANICAL PROPERTIES OF THE SOLID STRUCTURE
OF THE ANIMAL BODY CONSIDERED.]

To prepare us for perceiving design in the various internal structures of an animal body, we must first of all know that perfect security against accidents is not consistent with the scheme of nature. A liability to pain and injury only proves how entirely the human body is formed with reference to the Mind: since, without the continued call to exertion, which danger and the uncertainty of life infer, the development of our faculties would be imperfect, and the mind would remain, as it were, uneducated.

The contrivances (as we should say of things of art) for protecting the vital organs, are not absolute securities against accidents; but they afford protection in that exact measure or degree calculated to resist the shocks and pressure to which we are exposed, in the common circumstances of life. A man can walk, run, leap, and swim, because the texture of his frame, the strength and power of his limbs, and the specific gravity of his

body, are in relation to all around him. But, were the atmosphere lighter, the earth larger, or its attraction greater—were he, in short, an inhabitant of another planet, there would be no correspondence between the strength, gravity, and muscular power of his body, and the elements around him; and the balance in the chances of life would be destroyed.

Without such considerations, the reader would fall into the mistake, that weakness and liability to fracture imply imperfection in the frame of the body; whereas a deeper contemplation of the subject will convince him of the incomparable perfection both of the plan and of the execution. The body is intended to be subject to derangement and accident, and to become, in the course of life, more and more fragile, until, by some failure in the framework or vital actions, life terminates.

And this leads us to reflect on the best means of informing ourselves of the intention or design shown in this fabric. Can there be any better mode of raising our admiration than by comparing it with things of human invention? It must be allowed that we shall not find a perfect analogy. If we compare it with the forms of architecture—the house or the bridge is not built for motion, but for solidity and firmness, on the principle of gravitation. The ship rests in equilibrium, prepared for passive motion, and the contrivances of the ship-builder are designed for resisting an external force. Whereas in the animal body, we perceive securities against the gravitation of the parts; provisions to with-

stand shocks and injuries from without ; at the same time that the framework is calculated to sustain an internal impulse from the muscular force, which moves the bones as levers, or, like an hydraulic engine, propels the fluids through the body.

As in things artificially contrived, lightness and motion are balanced against solidity and weight, so it is in the animal body. A house is built on a foundation, immoveable ; and the slightest shift of the ground, followed by the ruin of the house, brings no discredit on the builder ; for he proceeds on the certainty of strength from gravitation on a fixed foundation. But a ship is built with reference to motion ; to receive an impulse from the wind, and to move through the water ; in comparison with the fabric founded on the fixed and solid ground, it becomes subjected to new influences, and in proportion as it is fitted to move rapidly in a light breeze, it is exposed to founder in the storm. A log of wood, or a Dutch dogger, almost as solid as a log, is comparatively safe in the trough of the sea, during a storm—when a bark, slightly built and fitted for lighter breezes, would be shaken to pieces ; that is to say, the masts and rigging of a ship (the provisions for its motion) may become the source of weakness, and, perhaps, of destruction ; and safety is thus voluntarily sacrificed in part, to obtain another property, motion.

So in the animal body : sometimes we see the safety of parts provided for by strength calculated for inert

resistance ; but when made for motion, when light and easily influenced, they become proportionally weak and exposed ; unless some other principle be admitted, and a different kind of security be substituted for that of weight and solidity : still a certain insecurity arises from this delicacy of structure.

We have already had occasion to show that there is always a balance between the power of exertion, and the capability of resistance, in the living body. A horse or a deer receives a shock in alighting from a leap ; but still the inert power of resisting that shock, bears a relation to the muscular power with which it springs. And so it is in man ; the elasticity and strength of his limbs are always accommodated to his activity. But it is obvious, that in a fall, the shock which the lower extremities are calculated to resist, may come on the upper extremity ; which, from being adapted for extensive and rapid motion, is incapable of sustaining the impulse, and the bones are broken or displaced.

The analogy between the structure of the human body and the works of human contrivance, is, therefore, not perfect. Sometimes the material is different, sometimes the end to be attained is not precisely the same ; and, above all, in the animal body a double object is often secured by the structure or framework, which cannot be accomplished by mere human ingenuity, and of which, therefore, we can offer no illustration strictly correct. However ingenious our contrivances may be, they are not only limited, but

they present a sameness which becomes tiresome. Nature, on the contrary, gives us the same objects of interest, or images of beauty, with such variety, that they lose nothing of their influence and attraction by repetition.

If, from a too careless survey of external nature, and the consequent languor of his reflections, the reader have an imperfect notion of design and providence, we hope that the mere novelty of the instances we have to place before him, may carry conviction to his mind; for we draw from nature in a field which has been left strangely neglected; though the nearest to us of all, and of all the most fruitful.

Men proceed in a slow course of advancement in architectural, mechanical, or optical sciences; yet it is found that when an improvement is made, there are all along examples of it in the animal body; which ought to have been marked before, and which might have suggested to us the improvement. It is surprising that this view of the subject has seldom, if ever, been taken seriously, and never pursued. Is the human body formed by an all-perfect Architect, or is it not? And, if the question be answered in the affirmative, does it not approach to something like infatuation, that, possessing such perfect models as we do in the anatomy of the body, we are so prone to neglect them? We undertake to prove, that the foundation of the Eddystone lighthouse, the perfection of engineering skill, is not formed on principles so correct, as those

which have directed the arrangement of the bones of the foot; that the most perfect pillar or kingpost is not adjusted with the accuracy of the hollow bones which support our weight; that the insertion of a ship's mast into the hull is a clumsy contrivance compared with the connexions of the human spine and pelvis; and that the tendons are composed in a manner superior to the last patent cables of Huddart, or the yet more recently improved chain-cables of Bloxam.

In two introductory chapters of his *Natural Theology*, Archdeacon Paley has given us the advantage of simple, but forcible language, with extreme ingenuity, in illustrating the mechanism of the frame. But for his example, we should have felt some hesitation in making so close a comparison between design, as exhibited by the Creator in the animal structure, and the mere mechanism, the operose and imperfect contrivances, of human art.

Certainly there may be a comparison; for a superficial and rapid survey of the animal body may convey the notion of an apparatus of levers, pulleys, and ropes, which may be compared with the spring, barrel, and fusee, the wheels and pinions of a watch. But if we study the texture of animal bodies more curiously, and especially if we compare animals with each other—for instance, the simple structure of the lower creatures with the complicated structure of those higher in the

scale of existence—we shall see that, in the lowest links of the chain, animals are so simple, that we should almost call them homogeneous ; and yet there, we find life, sensibility, and motion. It is in the animals higher in the scale that we discover parts having distinct endowments, and exhibiting complex mechanical relations. The mechanical contrivances which are so obvious in man, are the provisions for the agency and dominion of an intellectual power over the materials around him.

We mark this early, because there are authors who, looking upon this complexity of mechanism, confound it with the presence of life itself, and think that it is a necessary adjunct—nay, even that life proceeds from it ; whereas the mechanism which we have to examine in the animal body, is formed with reference to the necessity of acting upon, or receiving impressions from, things external to the body ; an inevitable condition of our state of existence in a material world.

Many have expressed their opinion very boldly on the necessary relation between organisation and life, who have never extended their views to the system of nature. To place man, an intelligent and active being, in this world of matter, he must have properties bearing relation to that matter. The existence of matter implies an agency of certain forces ; the particles of bodies must suffer attraction and repulsion, and the bodies formed by the balance of these influences upon their atoms or particles, must have weight or gravity,

and possess mechanical properties. So must the living body, independently of its peculiar endowments, have similar composition and qualities, and have certain relations to the solids, fluids, gases, heat, light, electricity, or galvanism, which are around it. Without these, the intellectual principle could receive no impulse—could have no agency and no relation to the material world. The whole body must gravitate or have weight; without which it could neither stand securely nor exert its powers on the bodies around it. But for this, muscular power itself, and all the appliances which are related to that power, would be useless. When, therefore, it is affirmed that organisation or construction is necessary to life, we may at least pause in giving assent, under the certainty that we see another and a different reason for the construction of the body. Thus we perceive, that as the body must have weight to have power, so must it have mechanical contrivance, or arrangement of its parts. As it must have weight, so must it be sustained by a skeleton; and when we examine the bones, which give the body height and shape, we find each column (for in that sense a bone may be first taken) adjusted with the finest adaptation to the perpendicular weight it has to bear, as well as to the lateral thrusts to which it is subject in the motions of the body.

The bones also act as levers, on the most accurate mechanical principles. And whilst these bones are necessary to give firmness and strength to the frame, it

is admirable to observe that one bone never touches another; but a fine elastic material, the cartilage, intervenes betwixt their ends, the effect of which is to give a very considerable degree of elasticity to the whole frame. Without such elasticity a jar would reach the more delicate organs, even in the very recesses of the body, at every violent motion; and, but for this provision, every joint would creak by the attrition of the surfaces of the bones. The bones are surrounded by the flesh or muscles. The muscle is a particular fibrous texture, which alone, of all the materials constituting the frame, possesses the peculiar inherent power or endowment of contracting; it is this power which we are to understand when professional men speak of irritability. The contraction of the muscle bears no proportion to the cause which brings it into operation; more than the touch of the spur upon the horse's side does, as a mechanical impetus, to the force with which the animal propels both himself and rider. Each muscle of the body—and by common estimate there are hundreds—is isolated; and no property of motion is propagated from one to another; they are distinct instruments of motion. The muscles surround the bones, and are so beautifully classed, that in every familiar motion of the limbs some hundreds of them are adjusted in their exact degree, to effect the simplest change in the position of the body. Each fibre of a muscle, and a muscle may contain millions of fibres, is so attached to the tendon, that the whole

power is concentrated there; and it is the tendons of the muscles which, like ropes, convey the force of the muscles to the bones. The bones are passive levers; the muscles are the active parts of the frame. With all the seeming intricacy in the running and crossing of these tendons, they are adjusted accurately on mechanical principles. Where it is necessary, they run in sheaths, or they receive new directions by lateral ligamentous attachments, or there are placed under them smooth and lubricated pulleys, over which they run; and where there is much friction, there is a provision equal in effect to the friction-wheel of machinery. Thus the bones are levers, with their heads most curiously carved and articulated; and joined to the intricate relations of the muscles and tendons, they present on the whole a piece of perfect mechanism.

It is with this texture—the coarsest, roughest portion of the animal frame—that a parallel is drawn, when we compare it with the common mechanical contrivances of machinery. But whilst these grosser parts of the living body exhibit a perfection in mechanical adaptation far greater than the utmost ingenuity of man can exhibit in his machinery, let the reader remember that they are surpassed as objects of admiration, by the finer organs; such, for example, as the structure of those nerves which carry the mandate of the will to the moving parts; or of the vessels which convey the blood in the circulation, and where the laws

of hydraulics may be finely illustrated; or of those secreting glands, where some will affirm the galvanic influence is in operation, with something subtler than the apparatus of plates and troughs. And could we compare the contrivances of man, with such fine mechanisms in the animal frame, there are structures to be adduced, much more admirable still. The organs of the senses, which are so many inlets for the qualities of surrounding matter to excite corresponding sensations and perceptions, afford us delightful subjects of contemplation; and give proofs of design in the human organism the most conclusive, not only in regard to the system of the body itself, but as it forms a part of the great scheme of the universe.]

OF THE SOLID STRUCTURES OF ANIMAL BODIES.

SUBSTITUTES FOR THE TRUE SKELETON.

IT has been shown, in the first chapters, that solidity and gravity are qualities necessary to every inhabitant of the earth; the first, to protect it; the second, that the animal may stand, and possess that resistance which shall make the muscles available for action. In all animal bodies, besides those structures on which their economy and much of their vital functions depend, there must be a texture to give firmness. Without this, the vegetable would have no characteristic form; and animals would want the protection necessary for their delicate organs, and could not move upon their extremities. We have to show with what admirable contrivance, in the different classes of organised beings, this firm fabric is reared; sometimes to protect the parts, as a shell; and sometimes to give them form and motion, as in the skeleton.

In vegetables, as in animals, a certain firm material is essential to support the parts which are the living active organs of their system, and which are so beautiful and interesting. The ligneous or woody

fibre, is a minute, elastic, semi-opaque filament, which, closing in and adhering to other filaments of the same kind, forms the grain or solid part of the wood. The best demonstration of the office of the woody fibre is in the leaf. When the leaf of a plant is prepared by maceration and putrefaction, and the soft part washed away, there remains an elegant skeleton of wood, which retains the form of the leaf, and is perfectly well suited to support its delicate organisation. It is the same substance which, when accumulated and condensed, gives form and strength to the roots and branches of the oak. And these, though fantastic and irregular in their growth, preserve a mechanical principle of strength; as obvious, to the ship-builder, in the knees of timber, as in the delicate skeleton of the leaf: Lord Bacon speaks of "knee-timber that is good for ships that are to be tossed." The woody fibre, though not directly engaged in the living functions of the tree, is yet essential for extending the branches and leaves to the influence of the atmosphere, and by its elasticity under the pressure of the wind, giving what is equivalent to exercise for the motion of the sap. A tree opposed to winds and to a severe climate is dense in its grain, and the wood is preferred by the workman to that which is the growth of a milder climate.

We cannot miss seeing the analogy of the woody fibre to the bones of animals. Bones are firm, to sustain the animal's weight, and to give it form. They are jointed, and move under the action of muscles;

and this exercise promotes the activity of the living parts, and is necessary to health. But let us first observe the structure of some of the lower animals. It will be agreeable to find the hard material, though always appropriate and perfect, becoming more and more mechanical and complex in its construction, from the lithophytes, testacea, crustacea, reptiles, fishes, mammalia, up to Man.

The first material to be taken notice of, which bestows this necessary firmness on the animal textures, is the *cellular substance*. This consists of delicate membranes, which form cells; these cells communicate with each other, and the tissue thus composed enters everywhere into the structure of the animal frame. It constitutes the principal part of the *medusa*, which floats like a bubble on the water; and it is found in every texture of the human body. It forms the most delicate coats of the eye; and gives toughness and firmness to the skin. It is twisted into ligaments, and knits the largest bones: it is the medium between bone, muscle, and blood-vessel: it produces a certain firmness and union of the various component parts of the body, while it admits of their easy motion. Without it, we should be rigid, notwithstanding the proper organs for motion; and the cavities could not be distended or contracted, nor could the vessels pulsate.

But the cellular texture is not sufficient on all occasions, either for giving strength or protection: nor does it serve to sustain the weight, unless the

animal lives suspended in water, or creeps upon the ground. Shell-fish have their strong covering for a double purpose: to keep them at the bottom of the sea, and to protect them when drifted by the tide against rocks. Those animals of the molluscous division which inhabit the deep sea, and float singly, or in groups, as the genus scalpa, have a leathern covering only; because they are not liable to the rough movements to which the others are subject, in the advancing and retiring tides. The scalpa, simple as it is in structure—for it presents the appearance of a mere bag with two orifices capable of opening and closing by valves—possesses at once all the functions of digestion, respiration, reproduction, and, more strange than any, locomotion: in its outward form and substance, we may see the provisions for its mode of life, and the place that it holds: from floating or swimming at will, it is one of the “natantes;” and it is further distinguished by the term “tunicata,” from being furnished with a leathern coat: now it is worthy of admiration, that although unprovided with exterior members, and having only two or three muscular bands attached to its outer covering, it can move from place to place, by merely taking in, and throwing out, the water in which it floats; and the same operation is sufficient to supply it with its food, and carry on the process of respiration.

The hermit crab gives us a demonstration of the necessity for a protecting covering. Its tail or hinder

part has no crust, or shell upon it, as its body and claws have; therefore this animal requires to seek a suitable dwelling-place for itself—some empty univalve shell, into which it insinuates its tail, and from which its head and arms project: with this power of selecting a house, it removes, when it has outgrown the shell in which it has dwelt; and may then be seen trying the empty shells upon the shore, or contending with others of its own species for the possession of a shell. Surveying these instances, we cannot resist the conviction of the fine adaptation of the sensibilities and instincts of animals, to their forms and substances.

With all this, when we look to animals of more complex structure, possessing a distinct system of muscles, we perceive the necessity for some harder and more resisting material being added, if the weight is to rest on points or extremities; or if the muscular activity is to be concentrated. And nature has other means of supplying the fulcrum and lever, besides the bones, or true skeleton, which we have been examining in the first part of the volume. Perhaps we shall find that there is a system of solid parts superior even to what we have been studying in the *vertebrata*.

The larvæ of proper insects, and the annelides, have no exterior members for walking or flying: but to enable them to creep, they must have points of resistance, or their muscles would be useless. Their skins suffice; and these are hardened by a deposit within them, for that purpose. But if this skin were not

further provided, it would be rigid and unyielding, and be no substitute for bone. The hardened integuments are, therefore, divided into rings; to these the muscles are attached; and as the cellular membrane between the rings is pliant, the animals are enabled to creep and turn, in every direction.

Without further argument, we perceive how the skin, by having a hard matter deposited within it, is adapted to all the purposes of the skeleton. It is worthy of notice that some animals, still lower in the scale—the tubipores, sertularia, cellularia, &c., exhibit something like a skeleton. They are contained within a strong case, from which they can extend themselves; whilst the corals and madrepores, on the other hand, have a central axis of hard material, the soft animal matter being, in a manner, seated upon it. But these substitutes for the skeleton are, like shell, foreign to the living animal; although in sustaining the softer substance and giving form, they may resemble bone.

The texture of a sponge, its form and elasticity, depends upon a membranous and horny substance, to which both silicious and calcareous spiculæ are added. Of shell, the hardening material is carbonate of lime, united to a membranous or cartilaginous animal matter. Paley describes the slime of a snail hardening into shell by the influence of the atmosphere: but that is a very imperfect, and indeed, erroneous view. The shell of the oyster, and even the pearl, consists of concentric layers of membrane and carbonate

of lime ; and it is their laminated arrangement which causes the beautiful iridescence in the polished surface of those shells.* In the rough outer surface of an oyster shell, we shall see the marks of the successive layers : that which now forms the centre and utmost convexity of the shell was at an earlier age sufficient to cover the whole animal ; but as the oyster grows, it throws out from its surface a new secretion, composed of animal matter and carbonate of lime, which is attached to the shell already formed, and projects farther at its edges. Thus the animal is not only protected by this covering, but as it increases in size, the shell is made thicker and stronger by successive layers.

The reader will not be unwilling that we should stop here to show that, rudely composed as this covering of the oyster seems to be, it not only answers the purpose of protecting the animal, but is shaped with as curious a destination to the vital functions of respiration and obtaining food, as anything we can survey in the higher animals. We cannot walk the streets without noticing that, in the fish-shops, the oysters are laid with their flat sides uppermost. They would die were it otherwise. The animal breathes and feeds by opening its shell, and thereby receiving a new portion of water into the concavity of its under shell ; and if it did not thus open its lid, the water could neither be propelled through its branchiæ or respiratory apparatus, nor

* See the discoveries of Sir David Brewster on this subject.—*Phil. Trans.* 1814, p. 397.

sifted for its food. It is in this manner that they lie in their native beds; were they on their flat surface, no food could be gathered, as it were, in their cup; and if exposed by the retreating tide, the opening of the shell would allow the water to escape, and leave them dry, thus depriving them of respiration as well as food.* We perceive, then, that the form of the oyster-shell, rude as it seems, is not a thing of chance. Since the shell is a cast of the body of the animal, the peculiar shape must have been given to the soft parts, in anticipation of that of the shell; an instance of prospective adaptation.

That the general conformation of the shell should have relation to what we may term its function, will be less surprising, when we find a minute mechanical intention in each layer of that shell. We should be inclined to say that the earthy matter of the shell crystallises, were it not that the striated or fibrous appearance differs in the direction of the fibres in each successive stratum—each layer having the striæ composing it parallel to one another, but directed obliquely to those of the layer previously formed, and the whole exhibiting a strong texture arranged upon well-known mechanical principles.

Shell is not alive, as true bone is. If the shell of any of the testacea be broken, the surface of the animal

* In confirmation of these remarks, when the geologist sees the fossil shells in their strata, he can determine whether the oysters were overwhelmed in their native beds; or were rolled and scattered, as shells merely.

secretes a new shell : not, however, by the concretion of slime, but by the regular secretion of a substance combined of earthy and gelatinous matter.* Delicate experiments have been made by steeping shells in diluted nitric acid, by which it is shown that the carbonate of lime is the earthy material of shells; and that, when that earth is dissolved in the acid, a gelatinous substance of the form of the shell remains.

Crustaceous animals, such as the lobster and crab, have their shell formed of the same substances as the testacea, but with the addition of phosphate of lime to the carbonate of lime. A question may arise, How do these animals grow? It is said that they cast their shells, and remain retired until a new shell is secreted; and Reaumur has given a very particular account of the process of separation in the cray-fish. Naturalists have not found these cast-off shells. If they be not cast, the animals must, at a particular season, have their shells so softened as to permit sudden expansion of their bodies within; yet it would be difficult to say by what internal means this shell could be thus softened and made pliant. We presume that the reason why the shells of the crustacea are not found in our museums, is that they are not thrown off at once; but that the portions are detached in succession. In the

* We owe our knowledge of the formation of shell to the great French naturalist Reaumur; who, by ingenious experiments, showed the distinction between shell and bone, and that the former was secreted from the surface of the animal.

crustacea, we find an approximation to bone, inasmuch as the shell is articulated; and has certain processes directed inwards, to which the muscles are attached.]

In the proper insect, I should say that there is a nearer approach to a skeleton; were it not that the apparatus is more perfect than in some animals which have a true skeleton. The resisting material is here deposited externally, and is converted to every purpose which we have seen attained by means of an osseous system. Distinct members are formed, with the power of walking, leaping, flying, holding, spinning, and weaving. The hardened integuments, thus articulated and performing the office of bones, like them have spines and processes: with this difference, that their aspect is towards the centre, instead of projecting exteriorly. Were we to compare the system of "resisting parts" in man, and in the insect, we should be forced to acknowledge the mechanical provisions in the lower animal to be superior! The first advantage of the skeleton (as we may be permitted to call the system of hard parts in the insect)* being external, and lifeless, is, that it is capable of having greater hardness and strength bestowed upon it, according to the necessities of the animal, than can be bestowed upon bone. True bone, being internal and growing with the animal, is penetrated with blood-vessels; and therefore must be porous and soft. The next advantage in the exterior crust or skeleton, is mechanical. The hard material is

* It is termed "exoskeleton," as contrasted with the "endoskeleton" or internal skeleton.

strong, to resist fracture, and bear the action of muscles, in proportion to its distance from the centre: for the muscles in the insect, instead of surrounding the bones, as in the higher animals, are contained within the shell; and the shell consequently is so much the further thrown off from the axis of the limb.

When considering the larger vertebral animals, we had reason to say that a correspondence is preserved between the resistance of the bones, and the power of the muscles; and we may indulge the same reflection here. As the integument covering the insect is much harder than bone, so are the muscles stronger, compared with those of the vertebrata. From the time of Socrates, have comparisons been made between the strength of the horse, and that of the insect; to the undoubted superiority of the insect.

As goodly a volume has been written on the muscles of a caterpillar, as has ever been dedicated to human myology; the most minute anatomical description has been given of the caterpillar which feeds upon the willow.* And here we learn that the annular construction of the hard integument determines the plan of the whole anatomy—the arrangement of the muscles, even the distribution of the nerves. Each ring has its three sets of muscles; direct and oblique; traversing and interweaving, but yet distinct and symmetrical; and all as capable of being minutely defined, as have been those of the human body by Albinus. Corre-

* The work referred to is by Lyonnet, who reckons four thousand and sixty-one muscles in this caterpillar.

sponding to these muscles, the system of nerves is delicately laid down. In short, we allow ourselves to be misled in supposing that animals, either of minute size, or low in the scale of arrangement, exhibit any neglect or imperfection. Even if they were more simple in structure, the admiration should be the greater: since all have the functions necessary to life, in full operation.

We may perceive that a certain firm substance, calculated to sustain the more strictly living part, and to give strength, is traceable through all living bodies. In the vegetable, it is the woody fibre; and there sometimes, as if to mark the analogy, we have silicious earth deposited, instead of the phosphate and carbonate of lime of the animal structure. In the lower animals, we find membranes capable of secreting a solid material; and although, in some instances, that substance resembles leather or cartilage, it is, in general, earthy, and, for the most part, consists of carbonate of lime. But when elasticity, as well as general resistance, is necessary, cartilage is employed; a highly compressible and elastic substance. Thus, fishes have a large proportion of cartilage in their bones; and some, from having it in greater quantity, are called cartilaginous, in distinction to the osseous or true fishes. The cartilaginous and elastic structure comes into use in an unexpected manner, in the fish; when the salmon or trout leaps from the water, the muscles of one side first bend the spine; as they

relax, the spine recoils : hence its elasticity assists the action of the muscles of the opposite side : and thus these two forces combine to give a powerful stroke on the water with the tail, and the fish makes its bound.

MECHANICAL PROPERTIES OF BONE OR OF THE
TRUE SKELETON.

Those considerations lead us to understand more readily the composition of bone. It consists of three parts, having different properties ;—membrane, cartilage, and phosphate of lime. By these various substances being united in its texture, bone is enabled to resist stretching, torsion, and compression. If there had been a superabundance of the earthy parts, it would have broken like a piece of porcelain ; and if it had not possessed toughness and some degree of elasticity, it would not have enabled a man to pull, and push, and twist. [The earthy substance is not merely united with the cartilage or gelatinous matter ; but membranes and vessels enter into the composition of bone. Bone is not excreted, or foreign to the system of the animal body ; on the contrary, it participates in those laws that govern living matter. It is continually undergoing changes of deposition and absorption, through the influence of blood-vessels and absorbing vessels ; by which means it grows with the growth of the soft parts.

In fishes, which live in an element that supports the

weight, the bones have a very large proportion of elastic cartilage in their composition; and some, as we have already remarked, possess so little phosphate of lime, as to be denominated cartilaginous fishes. Indeed, in the higher classes of animals which live upon land, there is, in the different bones, a finely appropriated union of earth, cartilage, and fibre; so as to give to each respectively the due proportion of resistance, elasticity, and toughness. Not only is the bone of each class of animal peculiar in the proportion of its ingredients; but each bone of the skeleton, as of man, has a due proportion of earth, cartilage, and fibre, to suit its office. The temporal bone, in which the ear is situated, is as dense as marble (it is called *os petrosum*), and of course is suited to propagate the vibration of sound: the heel-bone, or projection of the elbow, on which the powerful muscles pull, is, on the other hand, fibrous, as if partaking of the nature of a tendon or rope; whilst the columnar bones, which support the weight, have an intermediate degree of density, and an admirable form, as we shall see presently.

Looking to the hard texture of bone, we should scarcely suppose that it was elastic. But if ivory possess elasticity, this property cannot be denied to bone. A billiard ball being put upon a marble slab, recently painted, a very small spot will mark the point of contact; but if we let the ball drop upon the marble from a height, we shall find the spot much larger;

because the elasticity of the ivory has permitted the ball to yield, and to assume momentarily an oblate spheroidal form.

When a new principle is admitted into a complex fabric, the utmost ingenuity can hardly anticipate all the results. Elasticity is extensively employed in the machinery of the animal body. Now, to show how finely it must be apportioned, we may take the illustration of a bridge, built of iron, instead of stone, and having a certain swing and elasticity. It lately happened that a bridge of that construction fell; and it was under very curious circumstances—by the marching of a body of soldiers over it. The bridge was calculated to sustain a greater weight than that of the body of men; and had they walked tumultuously over it, it would have withstood the pressure. But the soldiers marched to time across it: accordingly, they accumulated a motion in the bridge, consequent on the elasticity of the material; which swinging motion, added to their weight, broke it down. This may give us some idea how finely adjusted the different qualities in the solid material of the animal fabric must be; not merely to enable it to sustain the incumbent weight, or to resist transverse or oblique impulses, but to withstand the frequent and regularly repeated forces to which it may be subject in the various actions of the body. It gives interest to this fact, that hardly is there a bone which has not a constitution of its own, or a disposition of its material adjusted to its place and use: the heel bone,

the shin bone, the vertebræ, and the bones of the head, all differ in their mechanical construction.

This explanation of the use of the prominent ridges of a bone, imparts a new interest to osteology. The anatomist ought, from the form of the ridges, to deduce the motions of the limb, the forces bearing upon the bone, and the nature and common-place of fracture; while, to the general inquirer, an agreeable course of reasoning is introduced into a department, which, when the "*irregularities*" of the bone are spoken of as if they were the accidental consequences of the pressure of the flesh upon it, is altogether barren of interest. It is perhaps not far removed from our proper object to remark, that a person of feeble texture and indolent habits, has the bone smooth, thin, and light; but that nature, solicitous for our safety in a manner which we could not anticipate, combines with the powerful muscular frame, a dense and perfect texture of bone, where every spine and tubercle is completely developed. And thus the inert and mechanical provisions of the bone always bear relation to the living muscular power of the limb; and exercise is as necessary to the perfect constitution and form of a bone, as it is to the increase of the muscular power.

Jockeys speak correctly enough when they use the term "*blood and bone,*" as distinguishing the breed or genealogy of horses; for blood is an allowable term for the race, and bone is so far significant, that the bone of a running horse is remarkably compact, compared with

the bone of a draught horse. The reader can easily understand, that in the gallop, the horse must come on his forelegs with a shock proportioned to the span; and that, as in man, the greater his muscular power, the denser and stronger must be the bone.

As the bones are not mere pillars, intended to bear a perpendicular weight, we ought not to expect uniformity in their shape. According to its place, each bone bears up against the varying forces applied to it. Consider two men wrestling together, and then think how various must be the direction of the resistances: now they are pulling, and the bones are like ropes; or again, they are writhing and twisting, and the bones bear a force like the axle-tree between two wheels; or the bones are like pillars, under a great weight; or they are acting as levers. We see, therefore, why a bone, to withstand these different shocks, should consist, as we have stated, of three parts; the *earth* of bone (phosphate of lime) to give it firmness; *fibres* to give it toughness; and *cartilage* to give it elasticity.]

Let us compare the machinery of some complicated engine with the mechanical properties in an animal body, that we may comprehend what is most truly admirable in the latter. Suppose the engineer has contrived a steam carriage; that with the utmost possible precision he has calculated the power of the steam, the pressure of the atmosphere, the strength of the tubes and cylinder, the weight to be moved, and the friction of the whole machinery. At length, the

engine is constructed. But, on trial, it remains immoveable. After much thought, the cause of the impediment is discovered, the pressure is eased, or the friction diminished; and, to the admiration of the beholders, the carriage actually moves—till, in course of time, a pipe bursts. This, however, is mended; the whole is improved, and a day is appointed for a great trial. The engine now runs for half a mile, and first a bolt is shaken loose, then a spring snaps; but, at length, with renewed ingenuity and labour, and much correction, after a few months, the carriage actually runs a stage. By this comparison we are taught how much, even in the mere machinery of the animal frame, before the powers of life are measured out to it, is to be admired. Such, for example, as the force of the heart to propel the blood; the resistance of the tubes to the circulating fluids; the proportioning of the strength of the limbs to the weight of the body; the adjustment of the power of the muscles to the length of the bones, as levers; the flexibility of the joints; the density of the bones to resist pressure or weight; their elasticity to prevent concussion and fracture. In the animal body, so finely are the active and resisting powers balanced, that no accident occurs from disproportioned forces; no second trial is wanted, to increase the power, or strengthen the levers, or add to the elasticity of the springs. It is at once perfect; perfect to its end. But to understand that fully, and the adaptations in the constitution of

the bones, we must proceed a little deeper in our investigation.

It has been already said, that perfect security against accidents, in the animal body, and in man especially, is not consistent with the scheme of nature. Without the precautions and the continued calls to exertion, which danger and the uncertainty of life produce, many of the faculties of the mind would remain unexercised. Whence, else, would come courage, resolution, and all the manly virtues? Take away the influence of the uncertain duration of life, and we must suppose also a change in the whole moral constitution of man. Whether we consider the bones as formed to protect important organs, as in the skull; or levers for the attachment of the muscles, as in the limbs; or in both capacities, as in the texture of the chest—while they are perfectly adapted to their function, they are yet subject to derangements from accident. The mechanical adaptations are sufficient to their ends, and afford safety, in the natural exercises of the body. To these exercises there is an intuitive impulse, ordered with a relation to the strength of the frame of the body; for by the admonitions of pain we are deterred from the excessive or dangerous use of the limbs.

The bones of the extremities are termed hollow cylinders. Now, after having convinced ourselves of the necessity of the cylindrical form for the bones of the limbs, as it is that which combines strength with lightness, we may find, upon a more particular exami-

nation, that they vary in their shape, in many instances ; and we may even, at last, be prone to believe that there is much chance or irregularity in their forms. But such a conception is quite inconsistent with a correct knowledge of the skeleton ; and as it leads to further mistakes, we shall take pains to show,—first, why the bones are hollow cylinders ; and secondly, why they vary in shape, so as to appear to the superficial observer irregular.

The reasoning that serves to explain the admirable structure of the hollow cylindrical bone, applies equally to many other natural forms ; as that of a quill, a reed, or a straw. And this last example may remind us of the saying of that unfortunate man, who being drawn from his cell, before the Inquisition, was accused of denying that there is a God ; picking up a straw which had stuck to his garments, he said, “If there were nothing else in nature, to teach me the existence of a Deity, this straw would be sufficient.”

It hardly requires demonstration that, having a given mass of material with which to construct a pillar or column, the hollow cylinder will be the form of greatest strength. The experiments of Du Hamel on the strength of beams, afford us the best illustrations as to how the material should be arranged, to resist transverse fracture. When a beam, resting on its extremities, sustains a weight upon its centre, it admits of being divided into three portions ; each being in a different condition with regard to the weight ; the lower

part resists fracture by its toughness ; the upper part, by its density and resistance to compression : and the portion between these is not acted upon at all. This middle part might, therefore, be taken away, without any considerable weakening of the beam : or it might be added to the upper or the lower part, with great advantage. In illustration of this ; when a tree is blown down, and broken at its trunk, the fractured part gapes to the windward—where the wood has been torn asunder like the snapping of a rope ; to the leeward, the woody fibres are crushed into one another and splintered—having given way to the compression : while the central part is merely bent, not wholly fractured.

It can be readily understood how a tougher substance added to the lower part, would strengthen the beam : we see it in the skin laid along the back part of the Indian's bow ; or in the leather of a carriage spring. Again, the following is a beautiful experiment to demonstrate the quality in the upper portion of the timber by which the weight is resisted ; if a part, amounting to nearly a third of the beam, be cut away, and a denser piece of wood be nicely let into the space, the strength will be increased ; because the hardness of the new piece of wood is calculated to withstand compression. This experiment I like the better because it explains an interesting peculiarity in the construction of the cylindrical bones ; namely, a difference in the density of the several parts or sides of the bones.

In reading anatomical books, we are led to suppose that the pressure of the muscles which surround the bones, has the effect of moulding them into their particular forms. This is a mistake. Were we to admit the truth of such an explanation, it would be the same as admitting an imperfection in the design: and we should expect to find, that if the bones yielded at all to the force of the muscles, they would give way more and more, according as the power of the muscles increased, until they were ultimately destroyed. Nothing, however, in the living frame is more admirable than the relation established between the muscular power and the strength, or capacity of passive resistance, in the bones. The deviations from the cylindrical forms are not irregularities. If we take for our example the chief bone of the leg, the tibia, or shin bone, which, of all others, varies the most from the cylindrical shape,—we shall have the best demonstration of the correspondence between the form of the bone and the force which it has to sustain. When we consider the direction in which the force falls upon the tibia, as we put the foot to the ground, in walking, running, leaping, or in any of the powerful exertions where the weight of the body is thrown forwards on the ball of the great toe, it must appear that the pressure comes chiefly on the anterior part. Accordingly, if the tibia were a perfect cylinder, it would be subject to fracture, even from the mere force of the body, when thrown upon it. But if a

column be rendered stronger, by the material being accumulated to a distance from the centre, we readily perceive the advantage gained by a spine or ridge being formed upon the front of the tibia. Again, if we examine the internal structure of that spine, we shall find that it is much denser and stronger than the rest of the bone. No one, therefore, can deem the deviation from the regular cylindrical form, or the density of this ridge, a thing of accident; it corresponds so perfectly with the experiment of Du Hamel, where a dense piece of wood being let into the beam of timber, had the effect of increasing its power of resisting transverse fracture. With the knowledge of these facts, were we to proceed to examine all the different bones of the skeleton, we should find, everywhere, that the form was in strict relation either to the motion to be performed, or the strain to which the bone was most exposed.

In comparing the true bones of the higher animals, with the coverings of insects, we observed the necessity for the former being of a porous structure; and how inferior they were in strength from that cause. If the texture of a bone be very dense, it will not re-unite, upon being fractured; and, if exposed, it will die. Here, then, is an obvious defect: the bones of animals cannot be made capable of sustaining great weight, without losing a property necessary to their existence—that of restoration on being injured. And even were the material very much condensed, it does not appear that the phosphate of lime, united as it is with

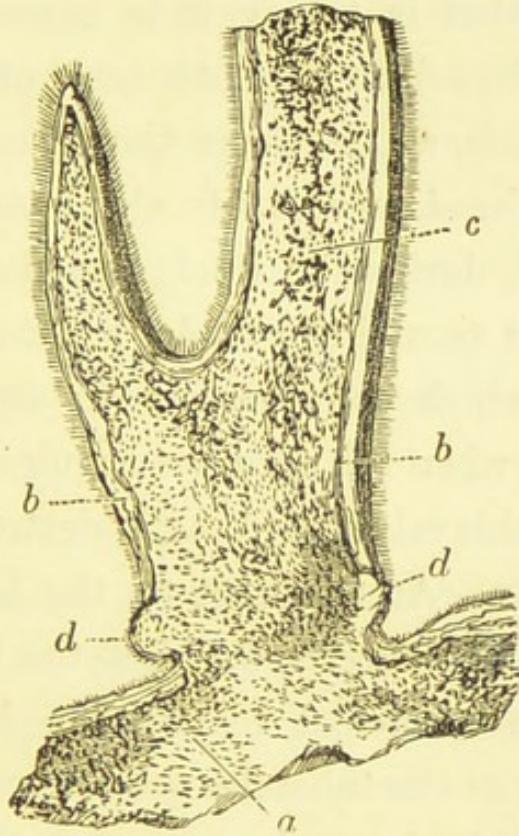
the animal matter, would be capable of withstanding great compression. Accordingly, a limit is put to the size of animals. This may, perhaps, countenance the belief that, in size and duration of life, animals bear a relation to the powers and life of man—that it was only in a former condition of the world, that creatures of the greatest dimensions could exist. Our allusion here is to such animals only as have their huge bulk resting on extremities; for, with respect to the whale, it lies out buoyed and supported in the water. Some of those great fossil animals, the remains of which are found in the secondary strata, are estimated to have been seventy feet in length; and they had extremities; but the thigh and leg did not exceed eight feet in length, while the foot extended to six feet; a proportion which implies that the extremities assisted the animal to crawl, rather than to bear its weight, like the extremities of the mammalia. However, in the larger terrestrial animals, the material of the bones is found to be dense, and their cavities filled up; the diameters of those of the extremities, together with their spines and processes, being remarkably increased. Nothing can be conceived more clumsy than the bones of the megatherium. Hence it really appears as if nature had exhausted her resources, with respect to this material: that living and vascular bone could not be moulded into a form capable of sustaining the bulk and weight of an animal much superior in size to the elephant, mastodon, or megatherium.

[The subject may be illustrated in this manner:—A soft stone projecting from a wall, may make a stile strong enough to bear a person's weight; but if it be necessary to double the length of the stile, the thickness must be more than doubled, or a freestone substituted: and were it necessary to make this freestone project twice as far from the wall, it would not be strong enough to bear a proportioned increase of weight, even if doubled in thickness; granite must be placed in its stead; and even granite would not be capable of sustaining four times the weight which the soft stone bore in the first instance. In the same way, the stones which form an arch, of a large span, must be of the hardest granite, or their own weight will crush them. The same principle is applicable to the bones of animals: the material of bone is too soft to admit of an indefinite increase of weight. It is another illustration of what was before stated, that a relation is established through all nature; that the structure of the very animals which move upon the surface of the earth, is proportioned to its magnitude, and the gravitation to its centre.]

[ON THE DEER'S HORN.

Let us consider the structure, increase, and decay of the deer's horn, as an example of the most rapid growth of bone; and a curious instance of the appropriation of bone to a particular purpose. First, why

should these antlers be deciduous, or fall at an appointed season? The breeder of domestic cattle and horses endeavours to propagate the favourite quality of fleece, or carcase, speed, or power, by means of crossing. In the deer, Nature accomplishes her end by giving to the strongest.



SECTION OF THE ROOT OF A DEER'S HORN.

The antlers of the stag, which is in maturity and vigorous health, grow with the greatest spread of palms and crotches: and with the growth of the horn there is increase of strength in the neck and shoulder. During this time, the carotid artery, which nourishes the head, increases rapidly in size. We cannot be surprised, then, that in contention with his rivals, he that carries the largest antlers should obtain supremacy

over the herd. After the season, his antlers fall, and we then find the stag feeding with the other males, which before he had driven off. Be this, however, as it may, the growth and fall of the antlers is a remarkable phenomenon, and deserving further consideration.

The horn of the deer is bone, and is formed as an internal part, that is to say, it is covered during its growth. It grows from the outer table of the skull, *a*; but there extends, at the same time, from the integuments of the head, a soft vascular covering, *b*, like velvet; so that, during the whole period of its growth, the horn, *c*, has around it a tender soft covering, full of vessels, and which is necessary to its growth and support. But when the horn has acquired its full form and strength, this velvet covering is destroyed by a very curious process. At the root of the horn, near the skull, a circlet of tubercles, *d*, called the burr or pearl, is found; the principal vessels run between these tubercles, and, as the tubercles grow, they close in upon the ascending blood-vessels, compress them, and prevent their conveying blood to the horn; then the membrane, which was vascular, becomes insensible and dead, and in time is rubbed off.

In old treatises on hunting, the separation of the outer cuticle, or velvet, is called fraying; and the huntsman, in leading on his hounds upon a hart of many "tines," judges of his size and strength by the fraying-post—the height of the tree against which he has been butting and rubbing his horns to separate the

outer covering. When the velvet is detached the horns are now perfect. It is after this that the stag seeks the female in the depth of the forest; and now it is that, in encountering his rivals, fierce contests ensue. They dart against each other with great fury, take no repose, and in a very few weeks become quite exhausted. In the museum of the College of Surgeons are two superb sets of antlers, entangled and wedged together; they belonged to two males, which had struck so fiercely against each other, that they could not withdraw their horns, and being thus strangely locked together, they starved, and were found dead. The stag is a very different animal, in regard to strength, at different seasons of the year. He feeds, too, on different herbage, sometimes preferring the broom and heath; at another season he resorts to copses, springs, and corn-fields: and these correspond with his different condition as to strength and fatness, and with his passions. It is after the period of contention that the stag is once more found in the copses and underwood, feeding peacefully with his former rivals. And now the process of absorption takes place at the root of the horns, and they are shed; sometimes one is carried a considerable time after the other is fallen; and it is observed that the oldest and strongest harts shed their antlers the soonest. The remarkable circumstance is, that such is the provision for separation through the absorption at the root of the horn, that now a slight shock will detach what before bore the united force of

the two combatants. The fallow-deer have the same habits and passions; but they will contend in herds for favourite pasture-grounds, and divide into parties under the oldest and strongest of the herd. Who can doubt that the antlers are for a temporary purpose, since, for the greater part of the year, they are either wanting, or in a tender state of growth? Nature bestows them only as arms for the combat which is to decide for the strongest, and give a sire to the herd.]

OF THE JOINTS.

With regard to the articulation of the bones at the joints, we cannot mistake the reason why the surfaces of contact should be enlarged; the expansion of the ends of the bones makes them sit more securely upon each other, and diminishes the danger of dislocation. Now this advantage is gained without detriment to the motion of the joint. In machinery it is found that the weight or pressure being the same, an increase in the extent of the surfaces in contact does not add to the friction. For example, if a stone, or piece of timber, of the shape of a book or a brick, be laid upon a flat surface, and drawn across it, it will be moved with equal facility whether it rest upon its edge, or upon its side. In the same manner, the friction between the articular surfaces of the bones of the knee joint, is not increased by their greater diameter: while obvious advantages result from their

additional breadth; the ligaments knit the bones more strongly than they would otherwise do: and the tendons being removed to a distance from the centre of motion, more power is given to the action of the muscles.

[In comparing the skeleton with carpentry, or with anything artificial that may admit of comparison with it, we remark an absence of straight lines, or regular forms in the various bones, whether they serve the purposes of shafts, axles, or levers; while, in the mechanism made by man, every part is levelled and squared, or formed according to some geometrical line or curve. This, as we have said, leads the superficial thinker to conclude, that the bones are formed irregularly, or without reference to principle. But the consideration of by Whom formed, leads to a review; and a deeper examination brings with it the conviction that the curves, spines, and protuberances of the bones, where they enter into the joints, are formed with a relation to the weight which they bear, and the thrusts and twists to which they are subjected, in the different motions of the body. If we observe the various postures of a man at any manual labour, or under a weight, or running, or leaping, or wrestling, we shall be convinced that no carpentry of the bones formed according to geometrical lines or curves, could suit all this variety of motion. No splicing, dove-tailing, cogging, or any of all the various shapes into which the carpenter or joiner cuts his material, could enable them to withstand the motions of the body, where it is so utterly

impossible to estimate the forces, or to calculate upon the variety in their direction.

That the varieties in the forms of the joints are not irregular or accidental, but are related to the motions to be performed, is apparent in the close examination of the human skeleton; and it is still more clearly evinced by comparative anatomy. To comprehend the fine adjustment of each bone in its articulation, we should require to go more minutely into the anatomy than is suitable to this work. Then we should find with what curious mechanical adaptation the motions are permitted in the prescribed direction, and checked in every other. We should observe how the motions of one joint are related to those of another; and how, by the combination of joints, each of which is securely checked and strengthened, facility and extent of motion are produced in the whole: for example, in the arm and hand, where the motions are free, and varied in every possible direction.

It is interesting to see how the joints of the lower extremities in man are modified, in comparison with those of the upper. We have elsewhere remarked that the bones of the human pelvis, thigh, and leg exceed those of all other animals in relative size; which is a provision for the erect position of man. The same design is evinced in the form of the ankle, knee, and hip joints. Whilst in their combination they give every necessary degree of motion consistent with security, there is a happy adaptation of each to produce at

once firmness and mobility. That is to say, when the limb is thrown forward in walking or running, the whole member is loose, and capable of being freely directed; so that we plant it with every convenience to the irregularity of the ground; but when the body is carried forward, and the weight comes to be perpendicular over the limb, it acquires, by the curious adjustment of the bones, a firmness equal to that of a post. Again, when the body is still further thrown forward, and the limb is disencumbered of the weight of the body, the joints are let loose, so as to be bent easily, and to obey the action of the muscles.]

OF THE MUSCULAR AND ELASTIC FORCES.

Elastic ligaments are liberally supplied in the human spine: a range of peculiar ligaments run along the course of the column, and are highly elastic. The *ligamentum nuchæ* is that ligament which extends from the prominence of the spine between the shoulders, to the back of the head; and the student who hangs his head over his book, enjoys the advantage of this elastic support. We may trace the same ligament, with increasing strength, from that which sustains a man's head, to the powerful elastic structure in the neck of the elephant, which, like the spring of a steel-yard, weighs against its immense head and tusks.

These elastic ligaments vary with the length and motion of the neck. It would be tedious to describe

their varieties in the camel, cameleopard, ostrich, &c. We may be satisfied with the fact, that the elastic ligament is a structure extensively used in the animal textures; generally coming in aid of the muscles, or as a substitute for them.

The muscular power is contrasted with the elastic, as being a property of motion possessed exclusively by a living part, the muscular fibre. We acquiesce in the distinction, since the fibre ceases to have irritability or power after death; while the elastic structures retain their peculiar quality. But yet there is a property in the elasticity of the living body, which cannot be preserved after death. To illustrate this, let us take the instance of the catgut string of a harp, and suppose that it is screwed tightly, so as to vibrate in a given time, and sound the note correctly; if it be struck rudely, it will be put out of tune; that is, it will be stretched and somewhat relaxed, and no longer vibrate in time. But this will not take place in the living elastic fibre; in it there is a power of restoring the property. If we see the tuner screwing up the harp string, and with difficulty, and after repeated trials, with the tuning fork, and with his utmost acquired skill, bringing it to its due tension, and restoring it to its former elasticity, we have a demonstration of how much Life is performing, after every act of over-exertion, in repairing the fibres of the animal frame. The more powerful the active forces of the body are, the more carefully is the proper

tension of the tendons, ligaments, and heart-cords preserved.

Or we may take the example of a steel spring. A piece of steel, heated to a white heat, and plunged into cold water, acquires certain properties; and if heated again to 500° of Fahrenheit, it becomes elastic; possessing what is called a "spring temper," so that it will recoil and vibrate. But if this spring be bent in a degree too much, it will be deprived of part of its elasticity. In the living body, should a similar thing happen to one of the elastic structures, it has a power of restoration, which the steel has not.

[The safeguard against the excess of muscular power is in the elasticity of the parts. This is obvious in the limbs and general texture of the frame; but it is most perfectly exhibited in the organs of circulation. If the action of the Heart impelled the blood against parts of solid structure, they would quickly yield. When, by accident, this does take place, even the dense bone is very soon destroyed. But the coats of the artery which receive the rush of blood from the heart, although thin, are limber and elastic; and by this elasticity or yielding, they take off or subdue the shock of the heart's action, while no force is lost; for as the elastic artery has yielded to the sudden impulse of the heart, it contracts by elasticity in the interval of the heart's pulsation; and the blood continues to be propelled onward in the course of the circulation, without interruption, though regularly accelerated by the pulse of the heart.

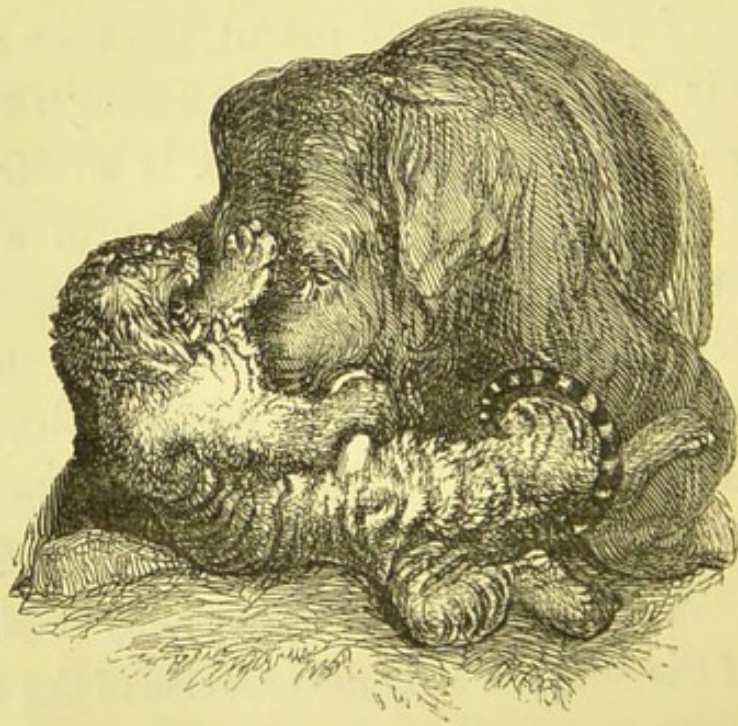
If a steam-engine were used to force water along pipes, without the intervention of some elastic body, the water would not flow continuously, but in jerks; therefore, a reservoir is constructed, containing air, into which the water is forced, against the elasticity of the air. Thus, each stroke of the piston is not perceptibly communicated to the conduit-pipe, because the intervals are supplied by the resilience of the compressed air. The office of the reservoir containing air, is performed in the animal body by the elasticity of the coats of the arteries; by which means the blood flows uninterruptedly into the arteries, and has a continuous flow in the veins beyond them.

But as life advances, the arterial system loses much of its elasticity, and becomes rigid. This is so common an occurrence that we can no more call it a disease than the stiffened joints of an old man; it is the forerunner or the accompaniment of the decline of life. Sometimes this change takes place too early in life, and to an extreme degree; and from its effects we must call it morbid; for it not unfrequently happens that the muscular power of the heart being still entire and vigorous, the arteries can no longer withstand it. They have lost that power which, yielding to the heart's action, resists, recoils, and the more it gives way, the more it takes off the suddenness of the shock; which, in yielding, wastes no power, since the recoil gives as much force to the acceleration of the blood, as was lost of the heart's action. The artery, then,

being rigid, yields indeed to the heart's impulse, but has no rebound. It becomes permanently dilated or enlarged; and is called aneurismal. A stronger beat of the heart, excited by inordinate action or passion, chips and bursts the now rigid coats of the artery. If the breach be gradual, a pouch forms—a true aneurism. And here is the proof we require; for this bag coming to pulsate upon the solid bones, they are absorbed. That action of the heart, which was so lightly and so easily borne whilst the vessels were elastic, now beating upon a solid structure, in a short time destroys it. Thus, from what takes place on a very slight derangement of the properties of the parts, we are led to a more accurate knowledge of the fine adjustment of the active and resisting properties in the circulating vessels, during youth and health.

A piece of rope, of a new patent, has been shown to us, which is said to be many times stronger than any other rope of a like diameter. It is so far formed upon the same principle as the tendon of a muscle, that the strands are plaited, instead of being twisted; but the tendon has still a superiority; for the lesser yarns of each strand in it, are interwoven with those of other strands. It may be asked, however, do not the tendons of the human body sometimes break? They do; and in circumstances which only add to the interest of the subject. By the exercise of the tendons, (and their exercise is the act of being pulled upon by the muscles, or having a strain on them,) they get

firmer and stronger; but in the failure of muscular activity, they become less capable of resisting the tug made upon them; and if, after a long confinement, a man has some powerful excitement to muscular exertion, then the tendon breaks. An old gentleman, whose habits have been staid and sedentary, and who is very guarded in his walk, is upon an annual festival tempted to join the young people in a dance; then he breaks his tendo Achillis. This reminds us that we are speaking of a living body; and that, in estimating the mechanical properties, we ought not to forget the influence of Life; and the law, that the natural exercise of the parts, whether they be active or passive, is the stimulus to the circulation through them, and to their growth and perfection.]



ON THE POSITION OF THE HEAD OF ANIMALS AND ITS RELATION TO THE SPINE.

To illustrate the proposition, that "all parts of the skeleton are co-related; and that the variations in their form depend on the functions."

It has been shown in the text, when treating of the upper or anterior extremity, that the changes of form exhibited in different animals, may be referred to one principle—the adaptation of the parts to their proper uses. The head, in certain animals, may be considered as performing in some measure the office of hands. Now, if we adopt this view, we shall be able to judge more correctly how far it holds true that the centre of the skeleton, to which the head belongs, remains permanent in its form, compared with the extreme parts.

We have seen that it is the opinion of some naturalists, that all the varieties in the conformation of the skeleton admit of being explained according to a law, by which the central parts preserve an uniform shape, whilst the extremities are incident to change. That opinion I shall controvert, and show that although the spine and head, in retaining their office, common to all vertebrated animals, of protecting the

brain and spinal marrow, are permanent in regard to them, yet they vary in the shapes of their processes, and in their relations to the adjacent parts. Pursuing that idea, we shall be able to account for the characteristic forms of animals.

The principle, then, which will guide us, both here and in a more universal survey of animal nature, is, that the organisation varies in correspondence with the condition in which the animal is placed, in reference to procuring food, and multiplying its species. If we consider any of the great functions on which life depends, we shall perceive that the apparatus is altered and adapted to every changing circumstance. Digestion, for example, is the same in all animals ; but the organisation presents numerous interesting varieties. Whether it be in the quadruped, the bird, the fish, or the insect, the stomach varies both in its form, and the number of its cavities, in accordance with the nature of the food which it receives. And the variation does not depend upon the size or form of the animal : it is adapted purely to the conversion of its particular food into nourishment : the gizzard of the fish, or of the insect, is as perfect as that of the fowl. So with the decarbonisation of the blood, in breathing : the process of throwing off the carbon is the same in all living animals : but the mode in which respiration is performed, varies according to circumstances ; the apparatus is especially modified and adjusted, according as it is carried on in the atmosphere, or the water.

But although the organs subservient to the grand functions,—the heart and blood-vessels, the lungs, the stomach,—be variously adapted to the different classes of animals, they change much less than the parts by which animals are enabled to pursue their prey, or obtain their food. Their extremities, by which they walk, or run, or creep, or cling, must vary infinitely. And so their teeth and horns, and the position of their head, and the strength of their neck, exhibit nearly as much variety as their proper extremities; because these parts likewise must be adapted to their different modes of obtaining food, or of combating their enemies.



SKULL OF SUS ETHIOPICUS.*

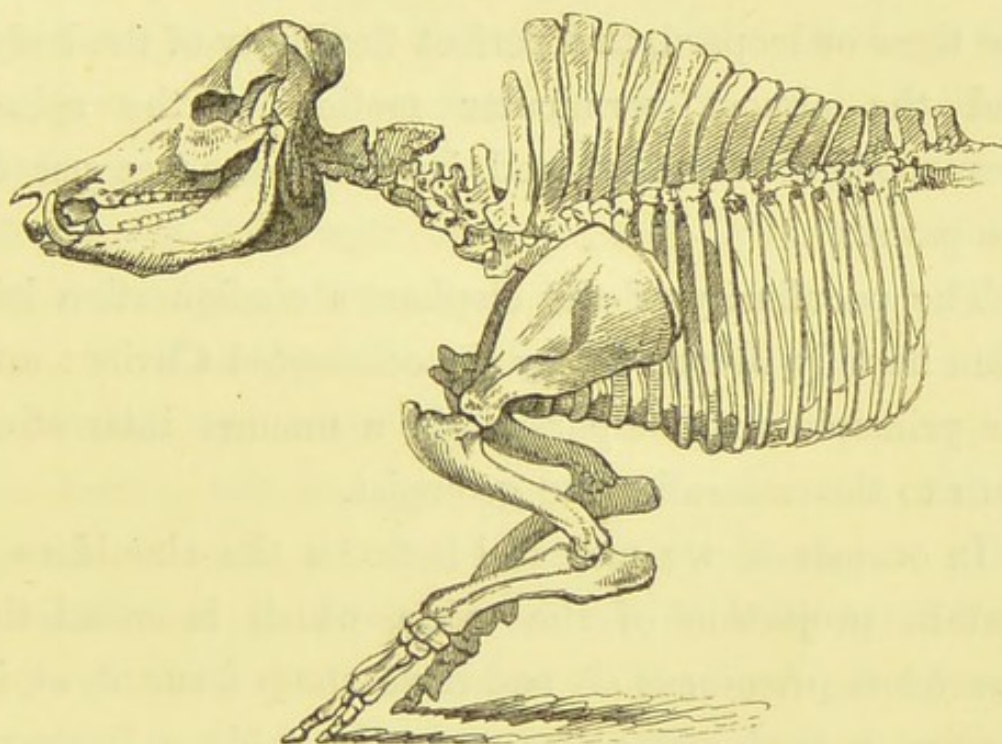
Following this principle, therefore, let us observe the

* This is a sketch of the dried head of the *Sus Ethiopicus*, with part of the skull exposed. The tusks show what a formidable animal it must have been. That which rises out of the upper jaw, is of great size; and we must

forms of some of the more remarkably shaped animals, and endeavour to explain their meaning. When we look upon the boar's head, its form alone enables us to comprehend something of the habits of the animal; we see the direction in which he will employ his strength. He lives by digging up roots; and the instruments by which he feeds are also those by which he defends himself; the position of his tusks protects his eyes in rushing through the underwood; but the formation of the skull, and of the spine, and the mass of muscle in the neck, all show the intention of his configuration to be, that he may drive onward with his whole weight and strength, and rend with his tusks. Accordingly, the back part of the skull rises in remarkable spines or ridges for the attachment of muscles; and corresponding with them, the spinous processes of the vertebræ of the neck and back are of extraordinary length and strength. Processes of such dimensions as these, distinctly indicate the immense power of the muscles which pass from the neck to the head. We now understand the reason of the shortness and inflexibility of the neck of the boar; it is so formed because the strength of the shoulders is directed to the head, or, we may say, to these large tusks. An

admire the manner in which the tusk of the lower jaw closes upon it, so as to strengthen it near its root. The size and sharpness of these tusks illustrate what is offered in the text—that the main strength of the animal must have been directed towards them. The rising of the back of the head will be seen to correspond with the great height and strength of the spinous processes of the back, exhibited in the next figure, taken from the wild boar of Germany.

elongated and flexible neck would have rendered these implements useless. The characteristic form of the wild boar, then, consists in the height of the back, the shortness and thickness of the neck, the wedge shape of the head, the projection of the tusks, and the shortness of the fore legs, which must always be in proportion to the neck.



SKELETON OF WILD BOAR.*

Thus we perceive that the skull, unaffected in its office of containing and protecting the brain, is yet subject to variations in its form and place, according to its other functions:—that it is adapted, just as the extremities are, to the animal's mode of life. In the same manner, we see the spine permanent in its

* In mounting the skeleton from which the above figure was taken, the body has been raised too high on the anterior extremities.

office as a tube to protect the spinal marrow; but yet varying in its processes and articulations, as they bear a reference to the skull. In short, although these be the very central parts of all, they undergo changes of form in due accommodation to the whole skeleton.

What a complete contrast there is between the wild boar and any of the feline tribe! But it is a contrast of form and motion, at once referable to their spine. In the tiger or leopard, the perfect flexibility of the body, and the almost vermicular motion of the spine, correspond to the teeth and jaws, and the free use of the paws.

The peculiarity of the elephant's configuration has been happily illustrated by the celebrated Cuvier: and the principle may be pursued in a manner interesting both to the naturalist and geologist.

In ourselves, we may feel between the shoulders a certain projection of the spine, which is called the "*vertebra prominens*;" and if we stoop forward, as in reading a book which lies upon the table, a ligament will be felt extending from that process to the back of the head. This ligament suspends the head, and relieves the muscles. But as man for the most part carries his head balanced on the extremity of the spine, or can vary its relation under fatigue, the strength of that suspensory ligament is not to be compared with the corresponding part in quadrupeds; where, from the horizontal position of the spine, the head always hangs: and where there would be a great waste of

muscular exertion, but for the interposition of this elastic ligament. In the horse it is long and strong; and the admirable thing is, the accurate adjustment of the elasticity of this ligament to the weight and position of the head: the head is nicely balanced by it, as on a steelyard. With this circumstance in our mind, let us observe the peculiar form of the elephant.

1. As in treating of the boar, we begin again by observing the teeth. Now, one grinder tooth of the elephant weighs seventeen pounds;* and of these there are four in the skull, besides the rudiments of others. 2. We next observe how admirably these teeth are suited to sustain great pressure and attrition. 3. The jaws must be constructed of a sufficient size, not only to afford a deep socketing to the teeth; but to give lodgment to muscles strong enough to move this large grinding machine. 4. The animal must be provided for its defence too. Now each of the tusks sometimes weighs as much as one hundred and thirteen pounds: and projecting as they do, they may be considered as placed at the extremity of a long lever. 5. If this enormous and heavy head had hung on the end of a neck of anything like the proportions in the horse, the pressure on the anterior extremities would have been inordinate; and more than four times the expenditure of muscular power would have been necessary to the motion of the head.

* The natural tooth weighed seventeen pounds, the fossil tooth sixteen-and-a-half pounds.

6. What has been the resource of nature? There are seven vertebræ of the neck in this animal (the same number that we count in the giraffe); but these bones are compressed into a small space in a very remarkable manner; and thus the head is brought close upon the body, so as to appear a part of the body, without the interposition of any neck. 7. But the animal must feed: and since its head, owing to the short neck,



cannot reach the ground, it must possess an instrument, like a hand, in the proboscis,—to minister to the mouth, to grasp the herbage, and lift it to its lips.*

* *Anguimanus*, was a name given to the elephant by Lucretius.

“The beast who hath between his eyes
The serpent for a hand.”

Thus we perceive that the conformation of the elephant, as regards the peculiar character of his figure, in the shoulders and head, in the closeness of the head to the body, in the possession of the proboscis, and the defence of that proboscis by the projecting tusks,—is a necessary adaptation to the great weight of the head, and, indeed, of the general large size of the animal.

We may carry the inquiry a little further to the effect of elucidating a very curious part of natural history. The Mastodon is the name of an extinct animal, which must have been nearly of the same size as the elephant. It has received that name from the early familiarity of Naturalists with the teeth; which have upon their surfaces of contact mamillary-shaped projections. It was supposed, at one time, that these teeth belonged to a carnivorous animal. But a portion of the upper jaw, with the teeth preserved in it, being found, it admitted of this course of reasoning:—In the superior maxillary bone of all vertebrated animals, there is a hole for transmitting a branch of the fifth nerve which goes to the upper lip;* when, however, as in the elephant, a great proboscis is added to the lip, it follows that, as that organ possesses its sensibility through the same branch of the fifth, not only will the nerve itself be proportionably large, but the hole through which it is transmitted, will be increased in diameter. Accordingly, when a fragment of the upper

* See page 160.

jaw-bone in which that hole is preserved is found, we can infer from the greater size of the orifice, that the nerve supplied more than a mere upper lip—that, as in the case of the mastodon, the animal had a proboscis, and was a species of elephant.

By reviewing the specimens of extinct, as well as of living elephants, and taking the teeth as his guide, it has been lately discovered by our conservator in the College of Surgeons, Mr. Clift, that from the Asiatic elephant, to the mastodon of the Ohio, a regular series may be traced. If we consider that tooth most perfect which is most capable of resisting attrition, whether from its mode of growth or structure, we shall begin with the great Asiatic elephant. The grinding tooth of that animal consists of alternate layers of ivory and enamel, with a third interposed portion, called *crusta petrosa*. The tooth of the African elephant is easily distinguished by the wide interstices, between the layers of ivory and enamel, occupied by the *crusta petrosa*. On the banks of the Irawadi, the tooth of a new species of mastodon is found, where the mammillary processes are so high, and the interstices so deep, that a section of it resembles the tooth of the African elephant; and it stands intermediate between that and the mastodon giganteum of North America.

Let us consider the principle in another light. How are the neck and head of an animal accommodated to feeding, when the neck is short, and there is no proboscis? The elk is a strange, uncouth animal—

principally from the setting on of its head. The weight of the horns is enormous : and if the head and horns were placed at the extremity of an elongated neck, it would be preposterous ; they would, in fact, overbalance the body. It is for that reason, we presume, that the head is so curiously approximated to the trunk. We observe, in the next place, a want of relation between the fore-legs and the neck—that the legs are of great length, while the neck is extremely short. Now it is interesting to find that the animal does not browse upon the herbage at its feet ; it feeds



off the sides of the rocks ! A very remarkable proof of the incapacity of this animal to feed in the common

way, was afforded by an accident which befell a fine male specimen confined in the Zoological Gardens. To reach the ground, on which his food was unintentionally scattered, he had to extend out his fore-legs laterally; in this position his foot slipped, he dislocated his shoulder, and died of the accident.

Contrasted in a most remarkable manner with the elk, we have the giraffe. The giraffe feeds upon the branches of lofty trees; and the whole constitution and form of the animal are provided to enable it to reach high—the fore-legs are long, the neck still longer, the head is remarkably small and light, and the tongue has a power of elongation which no other quadruped possesses. The tongue, indeed, is not inaptly compared with the trunk of the elephant; it can be extended seventeen inches: it can be twisted about so as to resemble a long black worm; and it is used with extraordinary dexterity, in picking up a straw, as well as pulling down a branch. The relative proportions of the skeleton of the giraffe are full of interest, as showing the accommodation in the structure to the necessities of the animal.

And, first, of the head: if we have the skull of the giraffe before us, and compare it with that of the camel or horse, we shall be struck with the delicacy of the bony textures of the former, with its being cellular, thin, and light, as a paper case. Now, can there be anything more obvious than that this lightness of texture is provided in consequence of the extraordinary

length of the neck? Had the skull of the giraffe been as strong and heavy as that of the horse or camel, it would have preponderated too much at the extremity of such a neck.

Secondly, as to the spine: there is an accommodation in the form and position of this part also. In most quadrupeds, the spine lies horizontally: but if the bones had been so placed in the giraffe, the whole weight of the shoulders, neck, and head would have been thrown on the anterior extremities. This, however, is prevented by the anterior extremities being much longer than the posterior: whence it results that the trunk is placed in an oblique, or semi-erect position; and, accordingly, a portion of the weight of the neck and head, parts which in other creatures are sustained altogether by the fore-legs, falls upon the hind legs.*

Thirdly, on looking to the ribs, we observe another peculiarity of form; which may be accounted for on the same consideration of the length, and consequent weight, of the neck and head. The chest is supported, of course, upon the anterior extremities: but the ribs in front, which rest upon the legs and bear the principal pressure, are of great comparative strength; while the posterior ones, by their delicacy, weakness, and mobility in breathing, present a singular contrast to them. In short, the fore part of the chest, which in a

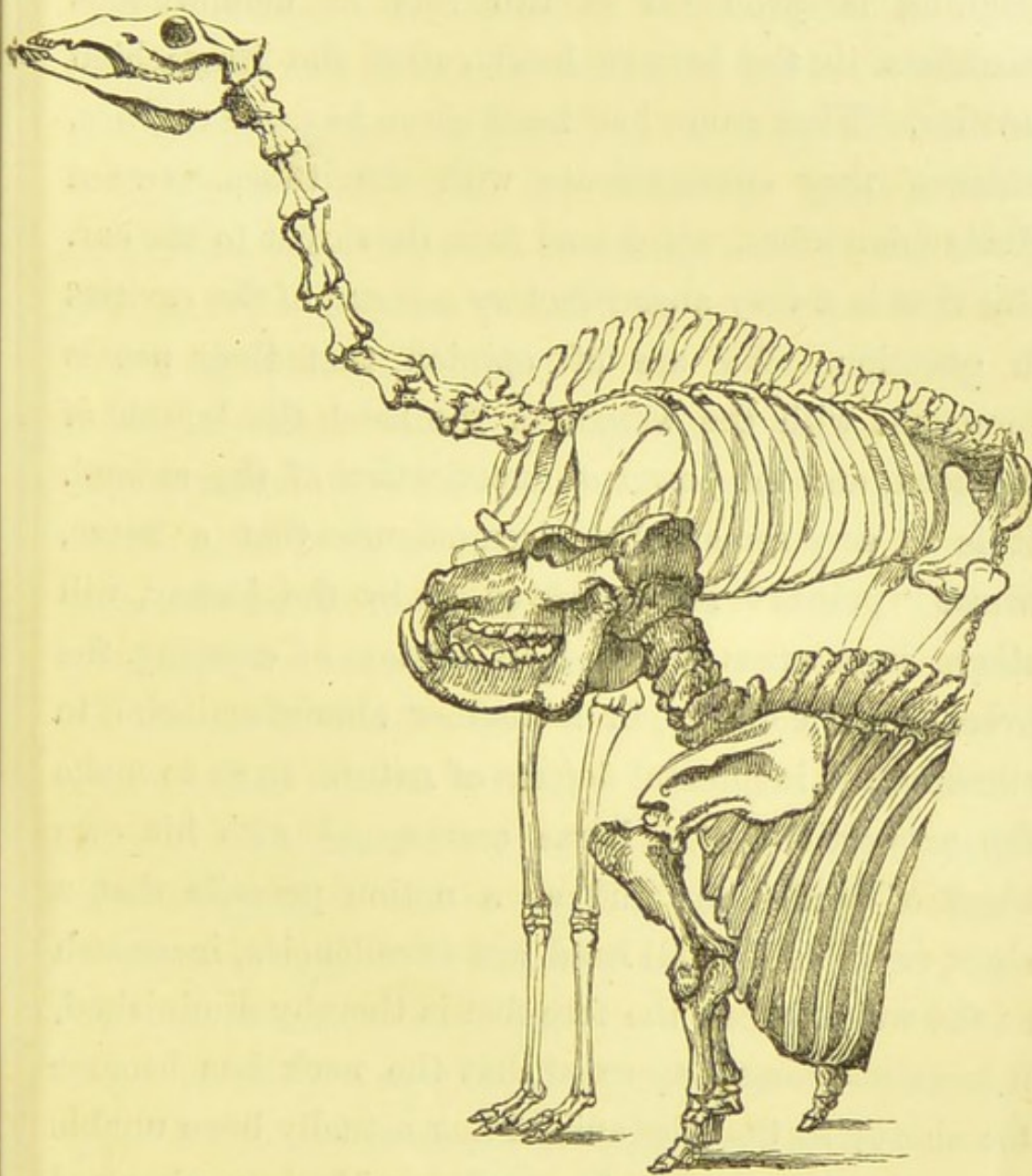
* The ligamentum nuchæ in this animal extends the whole length of the spine, from the os sacrum to the skull.

manner intervenes between the neck and anterior extremities, requires its compages to be particularly firm and strong, for supporting the superincumbent weight; while the motions of respiration are performed chiefly by the posterior ribs.

Although the proportions between the neck and the legs, in this creature, may seem to be duly preserved, yet he is not suited to browse the grass; his proper food is the leaves on the high branches of trees. In attempting to reach the ground with his mouth, his limbs appear to be in danger of suffering dislocation; he extends his feet laterally, elevates the scapulæ, draws in the crupper, and stretches the neck, so as to present a very ludicrous figure.

We have here a sketch of the skeletons of the hippopotamus, and of the camel, as they stood accidentally contrasted, in the Museum. The head of the hippopotamus is of great strength and weight, and it is appended to a short neck; in the shortness of its legs also, we see the correspondence which we have had occasion to remark between the position of the head, and the height of the trunk from the ground. The form of the camel is, in every respect, different. This animal must have rapidity and ease of motion on the ground: which qualities are secured by the length of the extremities; and in accordance with the extremities, are the elongated neck and lightly formed head. Here, then, is the skeleton of an animal, properly terrestrial; it is accommodated to other

peculiarities of its organisation connected with its living on arid plains ; and is admirably adapted for a



CAMEL AND HIPPOPOTAMUS.

rapid and long-continued course. The hippopotamus, on the other hand, seeks its safety in the water ; and its uncouth form and weight are suited to that element.

OF THE HORSE'S HEAD.—It is perhaps better to draw our arguments from what is familiar and

constantly before us : let us then take the form of the horse's head. Some have affirmed that the sound of neighing is produced in two sets of membranous chambers in the horse's head, called the Eustachian cavities. That name has been given to these cavities, because they communicate with the tubes termed Eustachian tubes, which lead from the throat to the ear. But that is a very unsatisfactory account of the cavities in question. We are of opinion that their use is connected with the weight of the head, the length of the neck, and the power of mastication of the animal. It is a very remarkable circumstance that a horse, whose "points" are approved of by the jockey, will starve in a grass field. By a system of crossing, the breeder will contrive, in a manner almost artificial, to combine the incidental defects of nature, so as to make the proportions of a horse correspond with his own ideas of perfection ; and as a notion prevails that a short neck, and small head are excellencies, inasmuch as the weight upon the fore-feet is thereby diminished, it has sometimes happened that the neck has become too short ; so that the animal has actually been unable to reach the ground, in grazing. Having observed that splints, corns, sandcracks, whitters, inflammations, and other diseases of the horse's foot, belong almost exclusively to the anterior extremity—they have attributed these to the weight of the head and neck, in conjunction with the artificial condition of the horse : for were it, they say, the shoeing, and hard

roads alone that produced these bad effects, they would have been equally perceptible in the hind feet. Such considerations tend to show the importance of the peculiarity now to be pointed out, in the horse's skull.

On looking to the horse's head in profile, we see that its peculiar form, especially the great depth of its jaws posteriorly, is a necessary consequence of the length of the grinding teeth. We have already noticed the magnitude and weight of the elephant's head, in correspondence with its enormous teeth, provided for the attrition of its food: and if we apply the same rule to the head of the horse, we shall see how curiously it accounts for the peculiar shape of the skull. Like the elephant, the horse is graminivorous; and the structure of the teeth evinces how well calculated they are for mastication, without wearing. To enable the teeth to bear great pressure, they are socketted very deeply in the jaw; and as the strength of the muscles of mastication is applied not merely to close the jaws, as in the carnivorous animal, but to grind, or to rub the teeth both laterally and to and fro, extraordinary space is provided in the jaws, for the lodgment of the powerful muscle called masseter; a muscle which has the double action of closing the teeth, and of drawing the lower jaw across the upper. Here then, we have the reason for that great square portion of the jaw under the ear, which peculiarly distinguishes the horse's head: the bone is large, so as to give both a deep socketting to the molar teeth, and an extensive attach-

ment to the muscles. Now, although the maxillary and nasal cavities in the horse are very capacious, yet the space which they take up does not suffice to occupy the remarkable depth of the lower jaw. In fact, the larynx and pharynx, the organs contained in that space, cannot fill up the whole depth of the head at this part; there is a great deal of room in the skull neither required for the lodgment of the brain, nor for the bony cavities of the nose, nor for the pharynx, nor the larynx; but solely resulting from the great size of the jaws. Had this space been occupied by solid bone, it would have added materially to the weight of the head. Accordingly it has been filled up by the two great membranous cells, the Eustachian cavities; which receive air into them by communicating with the cavities of the nose. On the whole, then, we may consider these large cells in the horse's head, as permitting the enlargement of the jaw-bone at its back part, so as to afford a deep socketting for the grinding teeth, and a sufficient lodgment for the powerful muscles employed in mastication, without increasing very considerably the solid material of the head. As in birds, advantage is here taken of the admission of air, to increase the volume and strength of the parts, without adding to the weight. We now perceive that, if the horse's skull had been formed without these membranous air-cells, there would have been a positive defect, especially in the running horse; for the head would have greatly exceeded in weight; the animal

would not have been properly balanced upon its extremities; and the weight upon the fore-feet would have been so much increased, as to have rendered him still more liable to those diseases of the foot to which his artificial condition subjects him.

This provision for making the head of the horse lighter, has a parallel in the head of the spermaceti whale. The spermaceti whale, a species of the *physeter* or *cachelot*, has a very large head; it is remarkable also for possessing teeth; the common whale having only whalebone in its mouth for teeth. Now, from the great size and length of the head, loaded as it is with teeth and jaw-bones, ponderous and dense in proportion, and from the lungs being situated too far behind the centre of gravity, it would have followed that the animal could not raise itself to the surface of the sea, for breathing: accordingly, large cavities in the head, (twelve feet long, and four feet deep) are filled with spermaceti, a material lighter than water; by this means the head is rendered buoyant, and the equilibrium of the animal is maintained.

Although the changes in the shape of the skulls of animals principally affect their anterior part, that is, the bones of the face, yet the slighter deviations behind, if minutely scanned, may indicate much. For example, among other interesting specimens of fossil bones, the portion of a skull was found, in the caves of the limestone rock near Plymouth. It consisted merely of the condyles or articulating processes of the skull, which

join it to the vertebræ of the neck ; together with parts of the occipital and temporal bones. Yet from that alone it could be ascertained that the fragment belonged to an hyæna : although its proportions were double those of the corresponding parts of the largest recent species. First, the high spine indicated great muscular power in the neck : secondly, the depth and extent of the fossa or hollow for the lodgment of the temporal muscle, proved that there was a remarkable mass, and consequent strength of muscle, for closing the jaws ; thirdly, that the fragment belonged neither to the bear nor the tiger, was shown by the extraordinary thickness and density of the whole bone. In this last respect, the portion of bone corresponded with that of no animal but the hyæna ; for the entire skull of the hyæna participates in the strength which belongs so remarkably to its teeth ; these being capable of breaking the hardest and largest bones.*

In treating of the jaw-bones and teeth of the hyæna, found in a fossil state, Dr. Buckland has given us an example of the mode of drawing deductions from such a subject, not inferior to the best specimen of similar reasoning by Cuvier. While lecturing on the comparative anatomy of the skeleton, I have put the subject in this light :—“ All nature, we have seen, is full of life ; and wherever food is to be obtained, there animals are, suited in structure to reach it. Suppose

* This specimen is in the Museum of the College of Surgeons, and is beautifully drawn in Mr. Clift's paper in the Philosophical Transactions.

the horse run down by wolves; and his carcase consumed by lesser carnivorous quadrupeds, and birds of prey; there is still left, in the large cylindrical bones, an abundance of nutriment; which, however, these animals cannot get at. Turn your attention, then, to the skull of the hyæna: it presents great clumsiness and weight, contrasted with that of the dog, the wolf, or the bear. Next, observe the teeth; you see that they are conical—which is the very form of strength; and that by their abundant enamel, they are case-hardened on the exterior. In proportion to the power of resistance of the teeth, are the size and density of the jaws. Again, this hollow for lodging the temporal muscle, which closes the jaws; and this prominence of the zygomatic arch, which gives attachment to another muscle of the same class, produce together that extraordinary breadth of the face which is characteristic of this very ugly animal. And, corresponding with the strength of its teeth, jaws, and muscles, you see how much thicker, and denser in its texture, the whole skull is, than in other animals: as if to show, by the supporting frame-work, the strength of the engine; an engine capable of breaking these powerful cylindrical bones of the larger animals, and of disclosing a rich repast in the marrow they contain.”

[OF THE SPINE.—As the skull thus exhibits a freedom in changing its form, when required by its application to new offices, so it is with the spine; which,

according to the theory we are considering, is still more centrally placed than the skull. It is true that the spine presents a general uniformity of shape and appearance. As the spinal marrow belongs to the whole class of vertebrated animals, and must be protected by the bony canal which we call the spine, the principal use of the part being permanent, so, also must its form be permanent. But whenever there is a change in the action, or rather the play of the spine, we find the vertebræ conforming to that action.

Thus the progress of a fish through the water, results mainly from lateral movements of the spine and of the tail. Now, were the constituent bones formed like those of other vertebrata, the processes on each side would lock together, and interfere with these motions; they are, therefore, kept subordinate; while other processes, required to give varied and extensive origin to the numerous muscles, are elongated in a more remarkable and diversified manner than is to be found in any other animals. In the whale, dolphin, &c., the position of the tail differs from that in the fish: its flat surface is placed horizontally instead of vertically, which is to accommodate it to the important function of respiration; for these inhabitants of the sea must rise to the surface to breathe the air, and their tails are thus directed to enable them to elevate the head above the water.

In quadrupeds, the tail is the prolongation of the spine; and here the advocates of the theory think they have a strong case. Because the bones constituting

the tail become smaller and rounder towards the end, and terminate in cartilage, in which there is no bone, it is thought to confirm the law—that parts, when repeated, become more and more imperfect as they recede from the centre. But is it not obvious that the tail is constructed with a view to its proper purpose: firm towards the root, and large enough for the attachment of muscles which shall play it about in all directions; but less firm, and more lithe and elastic towards the end, for it to carry the brush? Can anything be better adapted for its peculiar uses? Would it have been more perfect, if, instead of a series of round bones joined together, there had been a set of vertebræ, fully formed, with all their projecting processes? In short, shall we conceal from ourselves the admirable adaptation of this appendage to its various offices—sometimes used as a mantle to coil round the animal for warmth—sometimes as a rudder in running—sometimes as a fan or switch, reaching where neither the ear nor the tongue can touch—all to favour an hypothesis of animal bodies being constituted so imperfectly, that if a part, like a vertebra, be formed in the centre, and be repeated or prolonged, each link, as it recedes, becomes less and less perfect, degenerating from what is gratuitously assumed to be, its original form?

The spine is the most perfect structure in the whole animal machine. Perhaps, if our words were critically taken, it would be better to say, that the intention of

the curious mechanical structure was here the most apparent, and on that account, most the object of our admiration. Besides binding the bones of the skeleton together, and forming, as it were, the very centre of the whole, the spine is a tube, for protecting the most vital organ of all—the spinal marrow. But, again, in man, the spine has a new office imposed upon it; in correspondence with his privilege of carrying himself erect, it is a pillar for sustaining, not only the superior parts of the body, but the globe of the head, which we shall find it protects in a very unexpected manner. Our admiration, then, arises from being able to perceive the modes by which these different offices are performed by the construction of this column: how nature has reconciled the most opposite and inconsistent functions in one set of bones;—for the vertebræ are so strong, as not to suffer under the longest fatigue or the greatest weight which the limbs can bear; and so flexible, as to perform the chief turnings and bendings of the body; and yet so steady withal, as to contain and defend the most material and the most delicate part of the nervous system.

In some animals, the lowest of the vertebrata, the protecting texture of the spinal marrow hardly deserves the name of vertebral column. In certain fishes, for example, the myxine, lamprey, sturgeon, &c., the spine consists of a cartilage, made tough by ligamentous intertexture. In the myxine, this cartilage does not entirely enclose the spinal marrow; for it lies in a deep

groove on the upper part of the spine. But let us not suppose that in fishes there is any imperfection in the vertebral column: it is an elastic structure on which the muscles act so as to become the means of powerful locomotion; and in all fishes the spine has, more or less, this remarkable elasticity. Ascending in the scale of animals, we find the cartilage forming the spinal column subdivided by cavities, which contain a gelatinous fluid; and these cavities being surrounded with a strong but elastic ligamentous covering, nothing can be conceived more admirably adapted to give a springiness to the whole column. Still ascending, we discover that the bony matter becomes deposited between these cavities; and here the separate vertebræ first appear. If two vertebræ of the great shark be taken out together, and the sac between them punctured, such is the elasticity of the walls of this sac, that the fluid will be spouted out to a distance. In other fishes, as the cod-fish (an osseous fish), the structure approaches to that of the mammalia; the intervertebral substance is gelatinous. In the whales, circular concentric ligaments join the vertebræ, and a small portion in the centre consists of a glairy matter. In mammalia, and in man, there are strong and distinct bones—the vertebræ; and these are joined by a ligamentous cartilage, the outer circle of which is remarkably strong, and the central soft and elastic. The toughness and strength of the exterior circle, and the soft condition of the centre, make a joint

equivalent in action to what might be produced by a ball intervening between the surfaces : a facility of motion is thus bestowed which no form of solid could give ; and yet the joint is so strong, that the bone breaks from violence, but the ligamentous cartilage never gives way. When the veterinary surgeon casts a horse, if he be not careful to restrain him, he will twist himself with a force which will break the vertebræ : fracture is a frequent accident in man ; but the texture that gives mobility to the spine never yields.

The next thing admirable in the spine is the manner in which the head is sustained on an elastic column, whereby the brain is saved from undue concussion in the movements of the body. This object is not attained altogether through the elastic substance which we have described as intervening between the bones ; it is owing, in a great measure, to the general form of the spine in man. Had the vertebræ been built up, like a lofty column, of portions put correctly and vertically over one another, the spine would not have had the advantages which result from the structure we are about to describe. The incumbent weight would then have fallen on the centres of all the bodies of the vertebræ ; and they would have yielded but to a slight degree. The column is formed according to the figure of the italic *f* ; which waving line we need not admire because it is the line of beauty, as some have defined it, but because it is the form of elasticity. The spine being originally of this curved shape, the pressure is

directed upon the margins of the vertebræ and of the intervertebral substances ; they therefore yield readily ; by yielding, they produce an increase of the curve, and a consequent shortening of the whole column ; and then they admit of an easy return to their original places. Suppose we rest the palm of the hand upon a walking-cane, elastic, but perfectly straight ; it bears a considerable pressure without yielding, and when it does yield, it is with a jerk ; but if it be previously bent, however we may increase or diminish the pressure, there will be no shock : the hand will be supported, or the cane yield, with an easy and uninterrupted resiliency. Such we conceive to be the end obtained through the double curvature of the spine : that the brain shall receive no shock, in the sudden motions of the body.

Were we to give our attention to the processes of bone which stand out from the bodies of the vertebræ, we should find unexpected provisions there also. It is a common remark of anatomists, that the bones of the spine are secured in their proper places, by the relations of the surfaces in contact ; the surface of the body of the vertebra being oblique in one direction, and those of the articulating processes in another—the one inclination prevents the bone being dislocated forwards, and the other prevents it being displaced backwards. There is something more than this. The articulating processes consist of four wedge-like projections from the back and lateral parts of each vertebra ; two being directed upwards, and two downwards ; and their smooth

surfaces are inclined in such a manner that those of the adjoining vertebræ slide upon one another—that is to say, the surface of the lower articulating process of the vertebra above, being itself inclined, moves upon another, viz., that of the upper articulating process of the vertebra below, which is also inclined. As the intervertebral substances of the bodies yield and recoil, the articulating process of the upper vertebra shifts upon the inclined surface of the process on which it is seated, ascending and descending; but owing to the wedge-like shape of the processes, the impediment to the descent is greater the more the vertebra sinks; thus adding to the elasticity and security of the whole, and preventing the abrupt shocks which would be the consequence of the surfaces being horizontal. The eighteen-pounder made to recoil upon an ascending plane, or a surface forming a portion of a circle, represents the mechanism of the articulating processes of the vertebræ.

Let the separate spine be presented before us; it stands up, like a mast, broad and strong below, and tapering upwards. The mast of a ship is supported by the shrouds and stays; and if we sought for analogies to these, we must select the long muscles of the back which run along the spine to sustain it. But as a mast goes by the board in a storm, we see where the spine would be most in danger, if nature had not provided against it. When we start forward in walking or running, it is by the exertion of the muscles of the lower extremities; and the body follows. Did the

spine stand directly up, perpendicularly, it would sustain a shock or jar at its base, in these sudden motions. We see, therefore, the intention of the lower vertebræ being inclined forwards from their foundation on the sacrum: for by this arching forwards, the jar which might endanger the junction of the lowest piece, is divided amongst the five pieces that form the curve. The same thing is seen in the neck of the quadruped; for as the spine in the back and loins lies horizontally, and the neck rises towards the perpendicular, there would be danger of dislocation, if the vertebræ of the neck rose suddenly and abruptly upwards from the body: there is, therefore, at the lowest part of the neck, a sweep or semicircle formed by several vertebræ, to permit the head to be erected; a remarkable example of which is shown in the stag.*

It may be here observed, that when a delicate piece of mechanism is constructed by the hands of man,

* Every one who has seen a ship pitching in a heavy sea, must have asked himself why the masts are not upright, or rather, why the foremast stands upright, whilst the main and mizen masts stand oblique to the deck, or, as the phrase is, rake aft or towards the stern of the ship. The main and mizen masts incline backwards, because the strain is greatest in the forward pitch of the vessel; for the mast having received an impulse forwards, it is suddenly checked as the head of the ship rises; but the mast being set with an inclination backwards, the motion falls more in the perpendicular line from the head to the keel. This advantage is lost in the upright position of the foremast, but it is sacrificed to a superior advantage gained in working the ship; the sails upon this mast act more powerfully in swaying the vessel round, and the perpendicular position causes the ship to tack or stay better; but the perpendicular position, as we have seen, causes the strain in pitching to come at right angles to the mast, and is, therefore, more apt to spring it. These considerations give an interest to the fact, that the human spine, from its utmost convexity near its base, inclines backwards.

it may be put aside, locked up, and preserved. But the most delicate textures of the living frame stand distinguished above all by this quality—that if they be not put to use, they very quickly degenerate. Not only is the power of action lost, by inaction; as every one must be aware in the functions of his own mind, or in the exercise of his senses; but the texture of the organs quickly deteriorates. If by accident, a limb should lose certain movements; the muscles, nerves, vessels, which nature intended to be subservient to these motions, become, in a few weeks or months, so wasted, that they are hardly recognisable by the anatomist. Applying this acknowledged principle to the spine, and bearing in mind that the texture of bone, cartilage, ligament, tendon, muscle, in short, all the parts which enter into its structure, however varying in solidity or composition, retain their perfection by being exercised, we shall readily perceive the effect of undue confinement, on young females. Without any positive disease, but from being over-educated in modes which require sedentary application, the spine becomes weak, and loose in texture, and yields to the prevailing posture, whatever that may be. We mention this, because it is a principle important in every consideration to each individual, and applicable to both body and mind.

OF THE CHEST.—The thorax, or chest, is formed of bones and cartilages, so disposed as to sustain and protect the most vital parts, the heart and lungs; to

move incessantly in the act of respiration, without a moment's interval during a whole life; and to turn and twist with perfect facility, in every motion of the body. In anatomical description, the thorax is formed of the vertebral column, or spine, on the back part; the ribs on either side; and the breastbone, or sternum, on the forepart. The manner in which these bones are united; and especially, in which they are joined to the breastbone by the interposition of cartilages, or gristle, a substance softer than bone, and more elastic and yielding; is most admirable. By this combination of hardness and elasticity, the ribs are fitted to protect the chest against the effects of violence; and even to sustain life, after the muscular power of respiration has become too feeble to continue, without the aid of elasticity.

If the ribs were complete circles, formed entirely of bone from the spine to the breastbone, there would be greater liability to fracture and danger to life; the rubs and jolts to which the human frame is continually exposed, would be too much for their delicate and brittle texture. This evil is avoided by the interposition of the elastic cartilages. On their forepart, the ribs are eked out and joined to the breastbone by means of cartilages of a form corresponding to their own; being, as it were, the continuations of the arches of the ribs by substances more adapted to yield, and recoil, in every shock or contusion, than bony hoops. The elasticity of this portion meets and subdues those crushings of

the body which would otherwise occasion fracture of the ribs. We lean forward, or to one side, and the ribs accommodate themselves, not by a change of form in the bones, but by the bending or elasticity of the cartilages. A severe blow upon the ribs does not break them, because their extremities recoil and yield to the violence. But it is only in youth, when the human frame is in perfection, that this pliancy and elasticity have full effect. In old age, the cartilages of the ribs become bony; they are firmly attached to the breast-bone, and the extremities of the ribs are fixed, as if the whole arch were formed of bone, unyielding and inelastic. Then a violent blow upon the side will fracture the ribs, an accident seldom occurring in childhood, or in youth.

There is a purpose still more important to be accomplished by means of the elastic structure of the ribs; that is, in the highly excited respiration which accompanies great efforts of bodily strength. There are two acts of breathing—*expiration*, or the sending forth of the breath; and *inspiration*, or drawing in the breath. When the chest is at rest, it is neither in a state of expiration, nor in that of inspiration; it is in the intermediate condition; and the muscular effort by which either the one or the other is produced, is an act opposed to the elasticity of the ribs. The muscles of respiration are excited alternately, to dilate or to contract the cavity of the chest, and, in doing so, to raise or depress the ribs. Hence it is, that both in

inspiration and in expiration, the elasticity of the ribs is called into play; and, were it within our province, it would be easy to show, that after the muscular power had become too weak to continue the breathing unassisted, the action can be carried on, and life preserved, through the aid of the elastic property of the ribs.

From what has been now explained, it will at once be understood that violent exertion is incompatible with the condition of the chest in old age. The elasticity of the cartilages is gone, the circle of the ribs is unyielding, and will not allow that high breathing, that sudden and great dilatation and contraction of the cavity of the chest, which is required for circulating the blood through the lungs, and relieving the heart in the tumultuous flowing of the blood which laborious exertion produces.

Looking to the means of guarding life, nothing can be more important than the condition of the lungs in respect to the quantity of atmospheric air within them. The sensibility, and the rapid contraction of the glottis, near the mouth of the respiratory tube, are for arresting any foreign matter, afloat in the atmosphere, which might be drawn in by the stream of inspired air, and so reach the recesses of the lungs. But were this all, the office would not be half performed. The foreign body would be arrested; but how expelled, if it lodged? In common expiration, the air is never discharged altogether from the lungs; there is enough

retained to be propelled against this foreign body, and to eject it. And, but for this, the sensibility of the glottis, and the actions of the expiratory muscles, would be in vain; we should be suffocated by the slightest husk of seed, or subject to deep inflammation from foreign matter drawn into the air-tubes collecting in the lungs.

We may here observe, that the instinctive actions for the protection of the body, are calculated, if we may say so, for the natural condition of man. The manufacturer is sometimes removed from that condition; and our invention must be taxed, not only to maintain the purity, in a chemical sense, of the atmosphere in which he works, but to arrest, or convey away, the small portions of material which may be thrown off—for example, by the operations of the flax-dresser in heckling, or of the cutler who grinds the steel after the instrument is forged, or of the stone-cutter, &c.—and so to prevent those particles from being inhaled. The length of the air-passages which lead to the lungs, the sensibility and muscular apparatus bestowed upon them, and the mucous secretions thrown into them, are the natural means by which foreign matter is arrested and thrown out. But in these artificial conditions of men, insoluble particles are continually floating in the atmosphere which they breathe; these are drawn in and lodge in the lungs, and irritate to disease.

This part of our subject suggests the consideration

of that law of fluids which appears, at first, so contradictory, as to be called the "hydrostatic paradox." Suppose a machine formed of two boards of equal diameter, and joined together by leather nailed to their margins, like a pair of bellows; a hole is made in the upper board, into which is inserted a tube. If a person mount upon this apparatus when it is filled with water, and blow into the tube, he can raise the upper board, carrying himself upwards by the force of his own breath—indeed, by the power of his cheeks alone. It is on the same principle that, when a forcing pump is let into a closed reservoir of water, it produces surprising effects. The piston of the hydraulic press being loaded with a weight of one pound, the same degree of pressure will be transmitted to every part of the surface of the reservoir that is given to the bottom of the tube, and the power of raising the upper lid will be multiplied in the proportion that its surface is larger than the diameter of the tube. Or, to state it conversely: suppose we had to raise the column of water in the tube by compressing the reservoir; it would require the weight of a pound on every portion of the superficies of the reservoir equal in extent to the base of the piston, before the water could be raised in the tube. Were the apparatus which we have described full of air instead of water, we should witness a similar effect; for all fluids, whether elastic or not, press equally in all directions; and this is the law on which the phenomenon depends. If we blow into the nozzle of a

common pair of bellows, it is surprising what a weight of books we can heave up if laid upon its board.

Understanding, then, that the power of the hydraulic press, in raising the lid, depends on the size of the reservoir, and its relation to the tube; and again, that in pressing the fluid up through the tube, the pressure upon the sides of the reservoir must be the greater the larger the cavity, we can conceive how a glass-blower propels the air into his blow-pipe with great ease, if he blow by means of the contraction of the cheeks, the smaller cavity; but that it will be with an exhausting effort, if he blow by the compression of the larger cavity, the chest. Dr. Young made a calculation that, in propelling the air through a tube of the same calibre, a weight of four pounds, operating upon a cavity of the size of the mouth, would be equal to the weight of seventy pounds, pressing upon a cavity of the dimensions of the chest.

Let us see how beautifully this hydraulic principle is introduced to give strength in the common actions of the body. We have remarked that the extension of the superficies of the thorax is necessary to the powerful action of the muscles which lie upon it; and these are the muscles of the arms. In preparation for a great effort, we draw the breath and expand the chest. The start of surprise, and of readiness for exertion, in man and animals, is this instinctive act. But unless there were other means of preserving the lungs distended, the action of those muscles which should be thrown

upon the arms, would be wasted in keeping the chest expanded. It is here then, that the principle which we have noticed is brought into play. The chink of the glottis, which the reader has already understood to be the top of that tube which descends into the lungs, is closed by a muscle not weighing a thousandth part of the muscles which clothe the chest; yet this little muscle controls them all! A sailor leaning his breast over a yard-arm, and exerting every muscle on the rigging, gives a direction to the whole muscular system, and applies the muscles of respiration to the motions of the trunk and arms, through the influence of this small muscle, that is not capable of raising a thousandth part of the weight of his body; because this little muscle operates upon the chink of the glottis, and is capable of opposing the whole combined power of all the muscles of expiration. It closes the tube just in the same way that the man standing on the hydraulic bellows can with his lips support his whole weight. Thus it is that the muscles which would else be engaged in dilating the chest, are permitted to give their power to the motions of the arms.

Some cruel* experiments have been made, which, for whatever intended, illustrate the necessity of closing the top of the windpipe during exertion. The windpipe of a dog was opened, which produced no defect until the animal was solicited by his master to leap across a ditch, when it fell into the water in the act of leaping; it failed in its leap, because the muscles which

should have given force to the fore-legs lost their power by the sudden sinking of the chest. This experiment is sufficiently repugnant to our feelings; and I need not offend the reader by giving instances in further illustration, from what sometimes takes place in man.]

RELATION BETWEEN THE SKELETON OF THE BIRD, AND ITS MODE OF PRODUCING ITS OFFSPRING.—Having, in the earlier part of the volume, noticed some of the more remarkable peculiarities of the skeleton of the bird, we may take this opportunity of observing the relation between its general form, and one of its principal functions. Putting out of the question, for the present, digestion and respiration, functions necessary for preserving the life of the individual, the continuation of the species, is the next in importance. If a bird is to be buoyant and capable of flying, it cannot be viviparous. We have seen that a full stomach impeded the flight of a carnivorous bird; now, from that it is evident that it could not have carried its young within it. Is it not curiously provided, then, that the bird shall produce its offspring by a succession of small eggs; and that these shall accumulate in the nest, instead of growing in the body? In short, it requires no argument to prove that the hollow bones of the skeleton, the extension of the breast-bone, the air-cells, the quill-feathers, the bill, and the laying of eggs, are all in necessary relation to each other.

OF THE KANGAROO.—Since we have spoken of the

adaptation of the skeleton of the bird, to its mode of producing its young, we may, for the same object, advert to the subject in a quadruped. In the mammalia, there is no deviation from the general form of the skeleton more extraordinary than that in the kangaroo; and there is at the same time, a remarkable peculiarity in the manner in which it produces its offspring. Instead of remaining within the mother for the usual period of gestation, the young, by a singular process, not perfectly understood, is excluded, and found attached to the teat there, covered by an exterior warm pouch, formed of the skin; it hangs by the mouth, until, from being a minute and shapeless thing, it is matured to the degree when the offspring of other animals are usually brought forth.

Now it appears that the upright position of this animal, and the disproportioned magnitude of the lower part of its body—for it is the only creature except man, which rests in the perpendicular—may account for the peculiarity of its mode of gestation. Without entering far into the subject, we may observe that an accurate correspondence must subsist between the form of the young offspring, and the bones of the mother through which it has to be expelled. In animals generally, the head is the larger part; but in the kangaroo, that bears no proportion to the magnitude of the hind quarters; for when an animal is designed for the perpendicular position, the hip-bones must necessarily be of large size to sustain the weight; and

such is the case with the kangaroo. Nature has, therefore, accomplished the production of the young safely, and by the simplest means,—that is, by anticipating the period of the separation of the young animal; and providing for its growth exteriorly, after it has passed through the circle of bones called the pelvis. For these reasons, we conclude that there is a relation between the mode of producing the offspring, and the form of the skeleton, in this animal.

[OF THE GIZZARD.—The bill of a bird has extensive relations both externally and internally. When we see a bird preening his feathers with his bill, and combing out each from the root to the point, we cannot but observe, that admirably as feathers are formed for flight, and for protection against cold and wet, they would be inconsistent with the tongue and teeth of the quadruped. The rough tongue would not penetrate to their interstices; nor would the ruder operation of the dog's teeth suit the delicate texture of the quills. The bill, therefore, implies the absence of teeth and of salivary glands. Lips and muscular cheeks are necessary for mastication; and however familiar the operation may be, a chapter might be well occupied in showing how cheeks and lips, salivary glands and teeth, must co-operate before a morsel can be swallowed, and how the derangement of one filament of the nerves supplying these parts, disorders the whole train of action.* We

* See a paper on this subject, by the author, treating of the nerves of mastication, in "Philosophical Transactions" for 1829.

have to explain, then, how this function, deficient in the bird, is compensated by internal structure.

The gizzard is a fleshy stomach, the exact substitute for the muscles of the jaws, and teeth. Its substance consists of a strong muscle; the dark part of the gizzard being the muscle, and the shining part of it the tendon to which the muscular fibres are attached. There are, in fact, two muscles with a central tendon; it is what anatomists call a digastric or double-bellied muscle. The cavity within this muscle is lined with a dense, rough, insensible coat; and there are always found contained in it small stones, generally of quartz, if it be in the reach of the creature's instinct to obtain them. The grains are mixed with these portions of stone; and if we put our ear close to a bird, we may hear the grinding motions going on, as distinctly as the noise of the horse's jaws in the manger. In fact, the gizzard is equivalent to the muscles of the jaws, and the pebbles are a fair equivalent to the teeth, with this advantage, that when they are ground down, the instinct of the bird supplies it with more. It picks up small portions of gravel with as much alacrity as it will the grain itself. Some have supposed that this was sheer stupidity in the fowl; but here surely instinct is better than reason.

When we recollect the provisions against attrition necessary to make the teeth last for the full period of the life of a graminivorous quadruped, we are prepared to understand the advantage of this beautiful and simple

substitute ; which, to so small a creature as the pigeon, gives an equal power over the material of its food, as the horse has with its powerful jaws, and strong grinding teeth.

However, we are but describing a new instrument for grinding, or comminuting the food. Yet this alone is not sufficient to supply what is wanting in the mouth ; and in passing, we may observe that the gizzard does not exclusively belong to birds. The gillaroo trout and the mullet have gizzards. The toothless ant-eater has a gizzard ; it lives on scaly and hard insects, such as beetles ; and to assist in bruising them in its muscular stomach, it picks up pebbles like the domestic fowl. Before the grain descends into this grinding apparatus of the bird, it is deposited in the crop ; from the crop it descends, by little and little, into the cardiac cavity, as the first part of the stomach is called ; in this latter cavity, there are glands for secreting the gastric juice, which fluid is necessary to digestion. We should here also note a particular provision in the upper orifice of the gizzard ; namely, the overlapping of a part of the muscle, which produces an obliquity in the passage, and holds the contents of the stomach confined, during the strong action of grinding. It was, indeed, at one time supposed that such a mechanical operation of the stomach as we have described in the gizzard, fitted the food at once to become the nourishment of the body ; but we repeat, that it has no further operation than that of

comminuting the hard food, and preparing it for the action of the gastric juice, which digests; and digestion is the first process of assimilation.

It may be interesting to the reader to know that the lower orifice of the gizzard, where it opens into the first intestine, is differently guarded in different families of birds. In birds which have abundance of food, the gizzard has no valve to retard its escape; so that a greater part of the grains or seeds on which they feed passes off undigested: whence the distribution of plants, by means of birds. Were birds of prey furnished with the same grinding apparatus which is suited for birds that feed upon grain, our argument would be overturned: but in them the gizzard is very weak; the cuticular lining very thin; and the gastric glands, which pour out the digesting fluid, very large. In the hawk and kite, we find no such macerating crop as in the domestic fowl.

It has been stated that one class of birds cannot digest grains; the other cannot digest flesh. This, however, taken literally, does not accord with the experiments of Mr. Hunter; since he brought the carnivorous birds to live on grains, and the granivorous fowls to live on meat. But the necessity of accomplishing this change by very slow degrees, shows the general statement to be true. It is presumable that animal and vegetable matter are, in their ultimate elements, nearly the same; and therefore, the last action of assimilation of the food is probably similar

in all creatures. The variety of organisation or structure in the stomach, will be found to depend on the proportion of nutritious matter in the mass that is swallowed. A vegetable feeder, from the poverty of its food, requires to be continually digesting; and happily its food is in abundance around it. The carnivorous animal gorges its food, after long and irregular intervals; its prey is precarious; but then that food is richer in nutritious matter, requiring to undergo only the last process of assimilation. That the variety and complication in the structure of the digestive organs depend on the nature of the food, is not exhibited in quadrupeds and birds only, but in fishes and insects. Insects that suck blood have a simple canal: the grasshopper and white ant, vegetable feeders, have a complicated canal. Just for the same reason the intestines of the lion are short and wide, and those of the goat long and complicated.]

I hope that I have now gone far enough to prove that where uniformity is preserved in the shape of any part of the skeleton, it depends on the permanence in the function of the organ. In certain respects the head and spine are persistent in their forms; but that is merely because the brain and spinal marrow contained within the skull and vertebral column do not vary, except in point of relative size. As regards the application of the bones of the face to be instruments for obtaining food, for attack, or defence, they are ever curiously changed in their processes and articulations, in accommodation to

the numerous different modes of using the parts. In fine, we may observe, that there never takes place any modification in the form of the parts of the body,—whether in the forehead, occiput, jaws, teeth, spine, pelvis, or extremities,—without a corresponding adaptation extending through the whole skeleton.

IMAGINARY ANIMALS.—“No doubt we can imagine a greater variety of animals, than do actually exist,” such are the words of Archdeacon Paley. But what is the fact? Suppose we take the fabled animals of antiquity; not one of them could have existed!

It may serve both to show the imperfection of man's ingenuity, compared with nature, and the perfection of the system of the animal body, if, for a moment, we examine these imaginary animals; and enquire whether they could have fed, or breathed, or moved, or flown.

What, in fact, are these monstrous fancies, but an incongruous union of parts of different animals, patched together, without order or system, and which could not have belonged to any living creature? When the head of a lion is joined to the belly of a goat; or the head of a woman to the body of a bird; or the body of a man to the tail of a serpent—there is no real invention. Not one of the centaurs of Thessaly, satyrs of the Indian mountains, sphynxes of Egypt, griffins among the one-eyed nations, could have stood, run, or flown. It may be alleged, and perhaps truly, that these figures were merely allusive representations—the mystical types

of some country, or element. It is sufficient, however, for our argument, that such are the only imaginary animals which have been acquiesced in by the classical scholar, as having had a fanciful existence.

In the antique marble figure of the centaur, the merit of the sculptor is evinced by his success in reconciling our fancy to the unnatural union of the various members: for example, in the face, the expansion of the nostrils, and the coltish wildness of the expression, are in correct correspondence with the artist's design of joining to the human form that of the horse. But this attempt at combined representation would not have satisfied one narrowly acquainted with the proportions of the horse. He would know that too heavy a fore-quarter, too long a neck, or too large a head, was incompatible with wind, speed, or safe going; and he would have concluded that an animal with such defects would be unsound, would founder in the feet. What, then, would he have said to a centaur—where, besides head and extremities, an additional body is made to rest upon the fore-legs?

Galen wonders if Pindar believed in centaurs. "For," says he, "if such an animal were to exist, it ought to have two mouths; one to correspond to the stomach of man; the other to masticate for the stomach of the horse. If it could run upon the plain, it could not climb the hill, or make its way in rocky places. Though possessed of human faculties, it could not build for itself an habitation, or navigate ships, or man

the sails ;” and, more particular still in his objections, he adds, “ that it could neither sit like the tailor, nor make shoes like the cobbler.”

How nature manages to rear a heavy structure on the fore-legs of a quadruped, without the incumbent weight bearing inordinately upon them, we saw when examining the skeleton of the giraffe. We observed that the pressure of the greatly elongated neck was partly taken off the fore-quarters, and directed on the hind-legs by the oblique position of the spine, and shortness of the hind-quarters. However beautiful, then, as works of art may be the figures of the centaur upon antique gems, they are yet monsters ; their construction, a joining together of incongruous parts.

Few designs are more difficult to execute than that of the fawn or satyr. This results from the artist having to reconcile the inconsistencies of a human form and face united to the limbs of a brute. If we have attended to the great size and strength of the human lower extremities, as compared with the upper part of the body, we may have perceived the incongruity of rearing the human trunk and head upon the hind-legs of a goat ; the bones of which are disproportionately small, and the masses of muscle misplaced. This is not thought of by the painter and sculptor, when they represent their fawns dancing and piping. An instant's consideration of the comparative size and relative position of the bones, and of the action of the muscles, would have shown that the limbs must have


been incapable of such activity. Had these fabulous forms actually existed, they must have crept weakly along the ground.

And so of the griffin. Eagle's wings could never have raised the body of the lion. For a creature to rise on the wing, there must be not only a mass of muscle proportioned to the extended wing, but a surface of bone of sufficient extent to give lodgment and attachment to the muscles of flight. Corresponding to the muscular strength of the lion, his bones are thick, dense, and heavy; now a skeleton composed of such bones, would never answer for a creature that was to be buoyant in the air. Accordingly, even if the external forms were consistent, the internal conformation would be incompatible with the existence of such an animal as the griffin. The lion's tail, again, would be a very useless appendage, compared with the fine rudder with which the eagle directs his swoop.

These instances might be multiplied. But we venture to say that every animal form, not actually existing in nature, but the invention of the artist or poet, would be discovered to have some defect in the balance of the exterior members, or in the relation of the parts necessary for motion; or were the exterior and moving parts duly balanced, some internal organ would be found unconformable, or displaced—too much developed, or too much compressed. In short, man's imagination is more limited than he may at first have believed. His inventions are only the incongruous

union of things presented separately in nature. It is, indeed, far beyond his power to accomplish what was supposed possible by Paley; who said, "that multitudes of conformations, both of vegetables and animals, may be conceived capable of existence and succession, which yet do not exist."

This manner of viewing the subject confirms more strongly our belief in the perfection of that natural system of parts, which, in an infinite variety of creatures, admits of all the changes necessary for the different acts of walking, running, flying, swimming, &c.; at the same time that it accommodates the internal functions which minister to life, to every condition of existence to which the animal may be destined.



APPROPRIATE SENSIBILITIES INDUCE COMBINED MUSCULAR ACTIONS, FOR THE PROTECTION OF THE VITAL ORGANS, OR THE PERFORMANCE OF THEIR FUNCTIONS.

IN addition to the examples given in the seventh chapter, we offer one or two more, to show how the sensibilities, which are endowments of life, vary and are adapted to the mechanical organization, with an appropriation more admirable than the mechanism. The sensibility we allude to differs from that of the skin. It is put in connection with numerous muscles; and without its high and peculiar property of controlling, independently of the will, the multiplied combinations of the muscles, the mechanical provisions we are about to describe would be useless.

The top of the windpipe, the larynx, consists of five elastic cartilages. These do not merely keep the sides of the windpipe apart, and a passage for the breath free, but they perform offices important to the economy both of body and mind; they are an essential part of the instrument of voice; they, at the same time, guard the lungs from injury.

The thyroid cartilage is the largest; it is that which

we feel projecting on the fore part of the throat. Situated behind, and within the embrace of the thyroid, are the arytenoid cartilages, of an irregularly triangular form, socketed on the cricoid cartilage below, and perfectly moveable. Between the corners of the arytenoid cartilages which project forwards, and the thyroid, are stretched, from behind forwards, two ligaments, parallel, and at a little distance from each other, called the vocal cords (*cordæ vocales*); these ligaments or cords, being invested with the lining membrane of the windpipe, a slit, like the till of a shop-counter, is formed between them; and through this chink (called *rima glottidis*) the air passes to and fro. To the sides and back part of the arytenoid cartilages small muscles are attached; and these, by moving the cartilages, tighten or relax the *cordæ vocales*; which, again, by vibrating in the stream of air, vocalize the breath, and the tones so produced are articulated in speech.

This is a subject far from being exhausted in our philosophical works; but at present we may look on these vocal cords, not as connected with voice, but in another of their offices, as forming the commissure which opens and shuts in breathing to protect the lungs from the intrusion of extraneous bodies. And here it is pertinent to remark, that in the structure of an animal body, one organ is frequently made subservient to several functions, and that without interference with the performance of any of them. This is especially

true of the larynx. It is to one of its uses only that we have at present to attend.

The chink of the glottis formed between the *cordæ vocales* opens at every inspiration, and closes at every expiration, expanding and contracting as we see the nostrils do in breathing. But the admirable thing is the acute sensibility given to this part, and the immediate influence of that sensibility upon the muscles connected with it. As soon as the lightest husk, or seed, or smallest fly, drawn in with the breath, touches the margin of the chink, there is a rapid action of the muscles which move the vocal cords, the aperture is closed, and the object is arrested. This provision is an effectual means of preventing the entrance of foreign matters into the delicate cells of the lungs; but how is the object carried thus far, expelled? The same sensibility of the aperture of the glottis animates another, and that a very extensive class of muscles, viz., all those which, seated on the chest, compress it, and force out the air, in coughing; these combining in one powerful and simultaneous effort, whilst the glottis is closed, overcome that constriction, and propel the breath through the contracted pipe with an explosive force, which brushes off the offending body.

There is one thing more necessary to this most important, though familiar action. The lungs are never empty of air: in breathing, we do not fully expel it. If we did, there would be a period of danger occurring seventeen times in a minute; for in the first

part of each inspiration, something might be drawn into the windpipe which would suffocate: but by this reserve of air in the lungs, the act of coughing can take place at any instant, and the object be expelled.

The sensibility seated in one spot of the throat, so beneficently, does not extend into the windpipe or lungs; for we cannot more admire the perfect adaptation of this property to its object, than the fact of its never being bestowed in a superfluous degree, or given where it is not absolutely required. Just as we have seen that the sensibility of the skin suffices to protect the parts situated beneath, so the sensibility of the top of the windpipe protects all the interior of the tube and the lungs themselves, without extending through the whole continuous surface.

The simple act of sneezing affords a curious instance of the mutual relation between the muscular activity and the governing sensibility. The sensation which gives rise to this convulsive act, is seated in the membrane of the interior of the nostrils; we are not surprised, therefore, at its differing from the sensibility in the throat which excites coughing, the seat of both being different. But as regards the muscular action succeeding the irritation in the nostrils, is it not curious, that in the powerful expiration which constitutes sneezing, some twenty muscles or more, which had been excited in the similar act of coughing, are thrown out of action; while a different set, about equal in number, which had not acted in coughing, are called

into action; the difference in the combination of the muscles being for the obvious purpose of directing the strong current of air, past the mouth, along the tubes of the nostrils? By no act of the will could the air be propelled so successfully through the nose, to the effect of brushing off the offensive and irritating particles from the membrane, as by this co-operation of the muscles, excited by the peculiar sensibility.

It is surely admirable to find in the Mouth so many faculties combining and consenting in action: each with its appropriate organization, and each most curiously connected with other structures. Thus we have the power of mastication, of deglutition, of modulation of the voice, the senses of taste and of touch, concentrated in one apparently simple organ. Not to speak of other relations, can there be any better proof of design, than the effects of the excited sensibility of the tongue? No sooner have the gustatory points of nerves been excited, than there is poured out into the mouth most abundantly, by four distinct tubes, the saliva; that fluid which facilitates mastication, and directly prepares the food for the action of the stomach. We presume that this fluid is chiefly useful in mastication; as the glands are large, and the fluid most abundant, in animals which chew the cud. In all, these glands are so disposed as to receive gentle pressure from the motion of the jaw; so that, whilst their vascular apparatus is excited by the sensibilities of the tongue, the fluid is urged from the ducts by the pressure of the

jaw, and action of the muscles which move it. And however well we might imagine such a supply of fluid to assist deglutition, this is not all that is here done in preparation; for whilst the morsel is moved by tongue, and lips, and jaws, an appropriate fluid is collecting in what appear to be mere irregularities in the back part of the throat, but which are, in truth, so many receptacles, that, pointing towards the stomach, give out their contents as the morsel passes.

There is one curious circumstance which we may notice before quitting this subject. Eating seems always to be an act of the will, and attended with gratification. Yet it is well known that the operation of mastication, or what is very nearly the same, may go on within the stomach, without any outward sign at least of pleasure. The gizzard (with which we are most familiar in fowls, though found, as we have seen, in the vegetable feeders of different classes of animals,) is correctly enough described as an organ of mastication, in which an incessant and alternate action of opponent muscles takes place, like the motions of the jaws. In the stomach of the lobster, these are not merely the muscles of chewing, but the teeth also: so that it appears the function may be performed altogether internally, and without the volition, and probably without the sensations, that accompany the offices of the mouth. We mention this, as drawing the reader to comprehend that many organs may be in operation in the internal economy, without our consciousness.

Let us advert to the mode of swallowing by the crocodile;—as an instance of the changes in the organization which adapt an animal to new conditions. In terrestrial animals, the act of swallowing must be accommodated to the atmosphere; but if the creature live in water, and still breathes the air, the structure of the parts must be changed. The crocodile seizes its prey, and descends into the water with it. Its power of descending does not result, as in the fish, from compressing the air-bladder: but is owing, as we have shown, to a provision in its ribs and lungs. Unless the crocodile could expel the air from its lungs in a greater degree than the mammalia are capable of doing, it could not crawl upon the bottom, nor retain its place there without continual exertion. There is in the mouth, as well as in the thorax and lungs, an adaptation to this mode of destroying its prey by carrying it under water. The crocodile has no lips; it lies on the shore basking with its mouth open, and teeth exposed, so that flies light upon and crawl into its mouth. Against these the air tubes are protected, not by lips, or a sensibility of the mouth, but by an apparatus which separates the mouth from the throat and windpipe. This partition between the cavities is necessary when the animal seizes its prey: for as it plunges under the water with open mouth, the air tube must be protected against the ingress of the water. For that purpose, there is a transverse ridge, arising from the body of the bone of the tongue, which raises a duplicature of

the membrane, so as to form a septum across the back part of the mouth below, whilst the curtain of the soft palate, hanging from above, meets the margin of the lower septum, and they form together a complete partition between the anterior and posterior cavities. Thus the animal is enabled to hold its prey in the open mouth, without admitting the water to the air passages.

HUNGER AND THIRST.—Hunger and thirst are in truth senses, although the seat or organ is not easily ascertained. The wants, and desires, and pain accompanying them resemble no other sensations. Like the senses, they are given as monitors and safeguards, at the same time that, like them, they are sources of gratification.

Hunger is defined to be a peculiar sensation experienced in the stomach from a deficiency of food. Such a definition does not greatly differ from the notions of those who referred the sense of hunger to the mechanical action of the surfaces of the stomach upon each other, or to a threatening of chemical action of the gastric juice on the stomach itself. But an empty stomach does not cause hunger. On the contrary, the time when the meal has passed the stomach is the best suited for exercise, and when there is the greatest alacrity of spirits. The beast of prey feeds at long intervals; the snake and other cold-blooded animals take food after intervals of days or weeks. A horse, on the contrary, is always feeding. His stomach, at most, contains about four gallons, yet throw before him a

truss of tares or lucerne, and he will eat continually. The emptying of the stomach cannot therefore be the cause of hunger.

The natural appetite is a sensation related to the general condition of the system, and not simply referable to the state of the stomach; neither to its action, nor its emptiness, nor the acidity of its contents; nor in a starved creature will a full stomach satisfy the desire of food. Under the same impulse which makes us swallow, the ruminating animal draws the morsel from its own stomach.

Hunger is well illustrated by thirst. Suppose we take the definition of thirst—that it is a sense of dryness and constriction in the back part of the mouth and fauces—the moistening of these parts will not allay thirst after much fatigue or during fever. In making a long speech, if a man's mouth be parched, and the dryness merely from speaking, it will be relieved by moistening; but if it come from the feverish anxiety and excitement attending a public exhibition, his thirst will not be so assuaged. The question, as it regards thirst, was brought to a demonstration by the following circumstance. A man having a wound low down in his throat, was tortured with thirst; but no quantity of fluid passing through his mouth and gullet, and escaping by the wound, was found in any degree to quench his thirst.

Thirst, then, like hunger, has relation to the general condition of the animal system—to the necessity for

fluid in the circulation. For this reason, a man dying from loss of blood suffers under intolerable thirst. In both thirst and hunger, the supply is obtained through the gratification of an appetite ; and as to these appetites, it will be acknowledged that the pleasures resulting from them far exceed the pains. They gently solicit for the wants of the body : they are the perpetual motive and spring to action.

Breathing, as we have seen, is even more directly necessary to life than food ; but to this we are differently admonished. An appetite implies intervals of satiety and indifference. The uninterrupted action of breathing could not be supported by a perpetual desire : we cannot imagine such an uniformity of sensation. The action of breathing has been made instinctive, while pain and the alarm of death are brought as the only adequate agents to control the irregularities of a function so necessary to life. Pain does here what desire and the solicitation of pleasure could not accomplish.

Of the SENSIBILITIES governing the actions of the STOMACH.—The examples recently given may introduce us to an acquaintance with those internal sensibilities which excite the actions of parts quite removed from the influence of the will ; but the description of the organs themselves may be deemed unnecessary. Let us take the instance of the guard which nature has placed on the lower orifice of the stomach, to check the passage of aliments not easy of digestion, which the

appetites of hunger and thirst may have tempted one to swallow. This lower orifice is encircled with a muscular ring, and the ring is in the keeping of a watchful guard. If we are employing the language of metaphor, it is of ancient use; for the Greeks called this orifice *pylorus*, signifying a porter.* And his office is this: when the stomach has received the food, it lies in the left extremity, or is slightly agitated there. When the digestive process is accomplished, the stomach urges the food towards the lower orifice. If the matter be bland and natural, it passes, and no sensation is experienced. But if crude and undigested matter be presented, opposition is offered to its passage; and a contention is begun which happily terminates in the food being thrown again to the left extremity of the stomach, to be submitted to a more perfect operation of the digestive power seated there. It is during this unnatural retrograde movement of the food, that men are made sensible of having a stomach. Yet the sensations, how unpleasant soever, are not to be regarded as a punishment; but rather as a call on reason to aid the instinctive powers, and to guard against disease, by preventing impure matters from being admitted into the portion of the intestinal canal which absorbs, and would thus carry those impurities into the blood to engender disease.

Here, then, is another example of a sensibility

* The upper orifice was called by them *œsophagus*, as it were the *purveyor*, from two words signifying, to bring food.

bestowed to guard us against external influences, when they threaten destruction to the framework; and to regulate the operations of internal parts too complicated and too remotely situated for the superintendence of reason.

Medical authors, without being empirics, do, nevertheless, take great advantage of our ignorance. We can all of us take warning from the sensations experienced in the process of digestion; and there can be no harm in giving every man a confidence in the sensibility of his stomach, and in its indications of healthy or disturbed functions. We have the best proof of what we wish to inculcate, in the action of the ruminating stomach. A cow swallows the gross herbage, and fills its large first stomach. When it chews the cud, the stomach, by its action, rolls up the grass into distinct pellets, or balls, with as much regard to its being returned into the mouth, as we do in masticating and rolling the morsel, in preparation for swallowing. When the ball is brought into the mouth and chewed, it is again swallowed; but in descending into the lower part of the gullet, a muscle draws close the aperture by which it had passed into the large stomach in the first instance; it is now ushered into a second stomach, and so successively onwards to that stomach in which the digestion is performed. The curious muscular apparatus by which this is accomplished, need not be described; but surely the sensibility which directs it, and which, although independent of the will, is yet

so like an operation of reason in its results, presents a subject of just admiration.

The elastic structure of the camel's foot; the provision around its eyes for ridding them of offensive particles; the power of closing its nostrils against the clouds of sand; and its endurance of fatigue—would not enable it to pass the desert, unless there were provisions for the lodgment of water in its stomach, and unless this apparatus were animated by peculiar sensibilities. Accordingly, a muscular apparatus is provided for retaining the water in the cells of its stomach, only permitting it to ooze out according to the necessities of the animal; there is also a muscular band which pulls up the one, or the other, of the orifices of the different stomachs, to receive the food from the lower end of the gullet, according to its condition; whether to be deposited merely as in a store, or to be submitted to the operation of digestion. The surprising thing in all this is not so much the mechanical provision, as the governing sensibility. What, for example, should, in the first place, impel the grosser food, newly collected, into the first stomach? What, after rumination and mastication in the mouth, should carry that into the third stomach? And why should the water be carried into neither of these, but into the cells of the second stomach?

Yet, after all, this only brings us back to a sense of the operations in our own bodies. The act of swallowing,—the propulsion of the food into the gullet, the temporary closing of the windpipe by the epiglottis,

the momentary relaxation of the diaphragm, fibres of which encircle the upper orifice of the stomach, at such a time,—is just as surprising. The shutting of the larynx by the epiglottis is never deranged but by the interference of the will. If the individual attempt to speak, that is, to govern the parts by volition, when they should be left to these instinctive actions; or if terror, or some such mental excitement, prevail at the moment of swallowing, then the morsel may stick in the throat.

All this shows how perfect the operations of nature are, and how well it is provided that the vital motions should be withdrawn from the control of reason, and even of volition, and be subjected to a more uniform and certain law. But the point to which we would carry the reader is this; that the human stomach, though not so complicated in its apparatus of macerating and digesting vats, as in some of the lower animals, especially the herbivorous, is possessed of a no less wonderful degree of governing sensibility, which may be trusted to, as surely as the precepts of the most skilful physiologist. We are told that we must not drink at meals; lest the fluid interfere with the operation of digestion. Of this there need be no apprehension. The stomach separates, and lets off with the most curious skill, all superfluous fluid through its orifice; while it retains the matter fit for digestion. It retains it in its left extremity, permitting the fluid to pass into the intestines, there to supply the other

wants of the system, no less important than digestion. The veterinary professor, Coleman, ascertained that a pail of water passed through the stomach and intestines of a horse at the rate of ten feet in the minute, until it reached the larger bowel. Drinking at a stated period after meals, say an hour, is at variance with both appetite and reason. The digestion is then effectually interfered with; for what was solid has become a fluid (the *chyme*); this fluid is already in part assimilated; it has undergone the first of those changes which fit it ultimately to be the living blood; and the drink mixing with it, must produce disturbance, and interrupt the work of assimilation.

Looking in this manner upon the very extraordinary properties of the stomach, we perceive how natural it was for physicians to give a name to the sensibility of which we have been speaking. The *Archeus* of Van Helmont, the *Anima* of Stahl, were the terms used to designate this nature, principle, or faculty, subordinate to, and distinct from perception; a notion entertained, and more or less distinctly hinted at, by philosophers, from Pythagoras to John Hunter.

We now learn what is meant by organic, and by animal sensibility. The first is that condition of the living organ which makes it sensible of an impression, on which it reacts, and performs its functions. It appears from what has preceded, that this sensibility may cause the blowing of a flower, or the motion of a heart. The animal sensibility is indeed an improper term, because

it would seem to imply that its opposite, organic sensibility, was not also animal; but it means that impression which is referred to the sensorium; where (when action is excited) perception and the effort of the will are intermediate agents between the sensation and the action or motion.

We may sum up the inquiry into sensibility and motion thus:—

1. The peculiar distinction of a living animal is, that its minute particles are undergoing a continual change or revolution under the influence of life. Philosophers have applied no term to these motions.

2. An organ possessed of an appropriate muscular texture, and of sensibility in accordance with the moving instrument, as the heart, or the stomach, has the power of action without reference to the mind. The term *automatic*, sometimes given to those motions, conveys a wrong idea of the source of motion, as if, instead of being a living power, it were consequent upon some elastic or mechanical property.

3. There are sensibilities bestowed on certain organs, and holding a control over a number of muscles, which combine them in action in a manner greatly resembling the influence of the mind upon the body, yet independent of the mind; as the sensibility which combines the muscles in breathing.

4. In the last instance, a large class of muscles is combined without volition. But the whole animal fabric may be so employed; as in the instinctive

operations of animals, where there is an impulse to certain actions not accompanied by intelligence.

5. A motive must exist before there are voluntary actions; and hence philosophers have supposed that there can be nothing but instinctive actions in a newborn child. But we must distinguish here what are perfect at first, from what are at first imperfect and irregular, and become perfect by use and the direction of the will. The act of swallowing is perfect from the beginning. The motions of the legs and arms, and the sounds of the voice, are irregular and weak, and imperfectly directed. It is the latter which improve with the mind. From not knowing the internal structure, and the arrangement of the nerves, philosophers, as Hartley, supposed that an instinctive motion, such as swallowing, may become a voluntary act. Volition in the act of swallowing, consists merely in putting the morsel within the instinctive grasp of the fauces; when a series of involuntary actions commences, over which we have no more control in mature age, than in the earliest infancy. Swallowing is not a voluntary action; the thrusting of the morsel back with the tongue, is like the putting of the cup to the lip. It is the preparation for the act of swallowing that is voluntary; but over the act itself we have no control.

It is an error to suppose that all muscular actions are, in the first instance, involuntary, and that over some of them we acquire a voluntary power. A child's

face has a great deal of motion in it, very diverting from its resemblance to expression, before there can be any real motive to the action. It will crow, and make strange sounds, before there is an attempt at speech. But this gradual development of intelligence; and acquisition of power, ought not to be called the will attaining influence over involuntary muscles; since, in fact, the apparatus of nerves and muscles is prepared, and waits for the direction of the mind with so perfect a readiness, as to fall into action and just combination before that condition or affection of the mind which should precede the action takes place. A child smiles before anything incongruous can enter the mind, before even pleasure can be supposed a condition of the mind. Indeed, the smile on an infant's face is first perceived in sleep.

6. All the motions enumerated above are spontaneous motions belonging to the internal economy; but the external relations of the animal, the necessity of escaping from injury or warding off violence, require a sensibility to those outward impressions, and an activity consequent on volition. Nothing less than perceptions of the mind, and voluntary acts, suited to a thousand circumstances of relation, could preserve the higher classes of animals, and man above all others, from destruction.

All these provisions proceed from an arrangement of nerves and muscles. The mechanical adjustment of the muscles and tendons is perfect according to the

principles of mechanics. The muscles themselves possess a different property; they are irritable parts; motion originates in them. This living property of contraction is admirably suited, in each particular muscle, to the office it has to perform. In some it is necessary that the muscles should act as rapidly as the bowstring on the arrow; in others their action is slow and regular; in others it is irregular, and after long intervals, according as the functions to which they are subservient require. The motions of the limbs, the motions of the eye, those of the heart and arteries, stomach and bowels, are all different. This appropriation of action is not in the muscles themselves, but as they stand in relation to the nervous system, and the sensibilities which impel them.

We hope, then, that by the course we have taken, we have carried the reader to a higher sense of the perfection of the animal structure. We first drew him to observe provisions in the strengthening of the bones, the adjustment of their extremities to the joints, the course of the tendons, and other such mechanical appliances; proving to him the existence of design in the formation of the solid fabric of the body. We have then explained how that motion is produced which was at all times familiar to him, but even the immediate causes of which he did not comprehend. We have, in the last place, shown him that under the term Life, he has a still more admirable subject of contemplation, in

the adjustment of the living properties; in the sensibilities which differ not so much in degree, as in kind: and in their appropriation, both to the operations of the internal economy, and to the relations external, and necessary to safety.

It is not possible to examine these things, without having the full proofs before us of the power of the Creator in forming and sustaining the animal body. As a man with *gutta serena* may turn his eyes to the sun, and feel no influence of light, so may the understanding be blind to these proofs. With the celebrated Dr. Hunter, we may say, that he who can contemplate them without enthusiasm, must labour under a dead palsy in some part of his mind; and we must pity him as unfortunate.]

A COMPARISON OF THE EYE WITH THE HAND.

“ And the eye cannot say unto the hand, I have no need of thee.”

IF in quest of an object which shall excite the highest interest, and at the same time afford the most convincing proofs of design, we naturally turn to the Eye, as the most delicate of all the organs of the body. And some consideration of this organ is appropriate to our present purpose, which is to show how much the sense of vision depends on the Hand: how strict is the analogy between these two organs.

From the time of Sir Henry Wotton, to the latest writer on light, the eye has been a subject of admiration and eulogy. But on a former occasion,* I have ventured to say, that this admiration is misplaced, if given to the ball of the eye, or the optic nerve, exclusively. The high endowments of this organ belong to the exercise of the whole eye—to its exterior appendages of muscles, as much as to its humours and the proper nerve of vision. It is to the muscular apparatus which moves the eye, and to the conclusions we are enabled to draw from the consciousness of muscular

* See Philosophical Transactions.

effort, that, in combination with the impression on the retina, we owe our knowledge of the form, magnitude, and relations of objects. One might as well imagine that he understood the uses of a theodolite, by estimating the optical powers of the glasses, without looking to the quadrant, level, or plumb-line, as suppose that he had learnt the whole powers of the eye, by confining his study to the naked ball.

Let us begin by some observations on the minute structure, and the sensibility, of the retina. The retina is the internal coat of the eye ; it consists of a delicate, pulpy, nervous matter, which is contained between two membranes of extreme fineness ; and these membranes both support it and give to its surfaces a smoothness mathematically correct. The matter of the nerve, as well as these supporting membranes, is perfectly transparent during life. In the axis of the human eye, there is a small portion which, after death, when the rest of the membrane becomes opaque, remains transparent ; and has thence been mistaken for an opening in the retina.* Surprising as it may be, after all the industry employed to demonstrate the structure of the eye, it is only in the present day that a most essential part of the retina has been discovered—the membrane of Mr. Jacob. From observing the phenomena of vision, and especially the extreme minuteness of the image cast upon the retina, I had conceived that the whole nerve was not the seat of vision, but only

* It is this part which is called the *foramen* of Soemmerring.

one or other of its surfaces. That could not be well demonstrated until this exterior membrane of the retina was known; now we see, when it is floated in water under a magnifying glass, that this membrane is of extreme tenuity: and its smooth surface is calculated to correspond to the exterior surface of that layer of nervous matter, which is the seat of the sense.

The term retina would imply that the nerve constituted a network; and the expressions of some of our first modern authorities would induce us to believe that they viewed its structure in that light, as agreeing with their hypothesis. But there is no fibrous texture in the matter of the nerve: although, when floated and torn with the point of a needle, the innermost of the membranes which support the retina, the *tunica vasculosa retinae*, presents something of that appearance.

Vision is not excited by light, unless the rays penetrate through the transparent retina, and reach its exterior surface from within.

We all know that by pressing upon the eye-ball with a key or end of a pencil case, zones of light are produced: and they are perceived as if the rays came in a direction opposite to the pressure. It may be said, that here the effect of the pressure is assimilated to that of light; and as light can approach and strike the part of the nerve pressed upon from without by the key, only by entering the interior of the eye and coming from within, that the zones of light produced by the mechanical impulse must appear in the usual direction

of rays impinging upon that part: and that, consequently, they will give the impression of their source being in the opposite quarter. Contrast, however, this phenomenon with the following experiment. Let the eyelids be closed, and covered with a piece of black cloth or paper, with a small hole in it; place this hole, not opposite to the pupil, but to the white of the eye; then direct a beam of light upon the hole: this light will be seen in its true direction. Why is there this difference in the apparent place from which the light is derived, in these two cases? Is it not because the rays directed through the hole upon the white part of the eyeball, after penetrating the coats and striking upon the retina at this part, pierce through it, and through the humours of the eye, and impinge upon the retina again on the opposite side? That explains why light transmitted in such a manner, shall appear to come from a different quarter. But it does not explain why there should not be a double impression—why the beam of light should not influence the retina while penetrating it in the first instance; that is, in passing through it from without inwards, as well as when it has penetrated the humours and impinged upon its opposite part, from within outwards.

Another fact, which has perplexed philosophers, is the insensibility of the optic nerve itself to light. If it be so contrived that a strong beam of light shall fall upon the bottom of the eye, so as to impinge on the end of the nerve where it begins to expand into the

delicate retina, no sensation of light will be produced. This ought not to surprise us, if I am correct in my statement that the gross matter of the nerve is not the organ of vision, but the exterior surface of it only; for in the extremity of the optic nerve there is, of course, no posterior surface. Indeed, nothing can better prove the distinct office of the nerve itself, as contrasted with the expanded retina, than this circumstance,—that when a strong ray of light strikes into the nerve, the impression is not perceived: it seems to imply that the capacity of receiving the impression, and that of conveying it to the sensorium, are two distinct functions.

Is not this opinion more consistent with the phenomena, than what is expressed by one of our first philosophers,—that the nerve at its extremity towards the eye, is insensible, and forms what has been called the *punctum cæcum* (blind spot), because it is not yet divided into those almost infinitely minute fibres, which he considers can alone be fine enough to be thrown into tremors by the rays of light?

Independently of this “*punctum cæcum*,” we have to observe that the whole surface of the retina is not equally sensible to light. There is a small spot, opposite to the pupil, and in the axis of the eye, which is more peculiarly sensible to visual impressions than the rest of the nerve. An attempt has been made to ascertain the diameter of this spot; and it is said that a ray, at an angle of five degrees from the optic axis,

strikes beyond it. But we shall see reason to conclude, that the sensible spot is not limited to an exact circle, that it is not regularly defined, and that the sensibility, in fact, increases to the very centre.

Some have denied the existence of this extreme sensibility in the centre of the retina; attributing the vividness of sensation to the circumstance of the light converging through the humours with greater correctness to this point. I shall, therefore, show how impossible it would be, if it were not for the sensibility of the retina increasing gradually from its utmost circumference to the point which forms the axis of the eye, to possess distinct vision.

We see an object by the rays reflected from it, even although direct light from a luminous body may be entering the eye at the same instant. As the illumination from rays coming thus directly, is many times stronger than from light reflected by an object, if there were not a provision in the retina, by which the bright light shall fall upon a part possessing a slight degree of sensibility, while the dimmer, reflected light falls upon the most sensible spot, the contrast would be so great that vision would be destroyed. If, for example, in full day, and in the open field, the eye be directed southward, the rays from the sun will enter the eye, as we are looking at an object near us: now, were the part of the retina struck by the sun's rays, as sensible as the central spot, on which the image of the object is impressed, the direct rays from the sun

would extinguish all other impressions : the glare would be painfully powerful, as when we look directly at the sun. If a momentary glance towards the sun produce a sensation so acute that we can see nothing for some time afterwards, would not the same happen, even did we not turn our eyes towards it, were the retina alike sensible in all its surface ? There is a similar effect in a chamber lighted with candles ; we cannot see a person standing immediately on the other side of the candle : for the direct light interferes with the reflected light, and effaces the slighter impression of the latter.

We perceive, therefore, that if the retina were equally sensible over its whole surface, we could not see. Let us, then, observe how we really do see, and how the organ is exercised. There is a continual desire to make the sensible spot, the proper seat of vision, bear correctly on the object. When an impression is made upon the retina in that unsatisfactory degree which is the effect of its being upon any part but the centre, there is an effort to direct the axis towards it ; or, in other words, to receive the rays upon the more sensible centre. It is this sensibility, conjoined with the action of the muscles of the eye-ball, which produces the constant searching motion of the eye. So that, in effect, from the lesser sensibility of the retina generally, arises the necessity for a constant exercise of the muscles of the organ ; and to this may be attributed its high perfections.

This faculty of searching for the object is slowly

acquired in the child; and, in truth, the motions of the eye, like those of the hand, are made perfect by slow degrees. In both organs the operation is compound:—the impression on the nerve of vision is accompanied with an effort of the will and sense of muscular action. That the faculty of vision should be found perfect in the young of some animals from the beginning, is no more opposed to this view, than the fact that the young duck runs to the water the moment the shell is broken, is against the conclusion that the child learns to stand and walk, after a thousand repeated efforts.

Now observe how essential this searching motion of the eye is to vision. On coming into a room, we see the whole side of it, as we suppose, at once—the mirror, the pictures, the cornice, the chairs. But we are deceived; and that arises from our being unconscious of the motions of the eye: for each object is rapidly, but successively, presented to the most sensible spot in the eye.

It is easy to show, that if the eye were without motion, steadily fixed in the socket, vision would be quickly lost: that objects of the greatest brilliancy would be obscurely seen, or disappear. For example, let us fix the eye on one point—a thing somewhat difficult to do, owing to the very disposition in the eye to be constantly moving: but suppose that by repeated attempts we have at length acquired the power of directing the eye steadily on an object; when we have

done so, we shall find that the whole scene becomes more and more obscure, and finally vanishes. Let us fix the eye on the corner of the frame of the principal picture in the room; at first, everything around the frame will be distinct; in a very little time, the impression will become weaker, objects will appear dim, and then the eye will have an almost uncontrollable desire to wander; if this be resisted, the impressions of the figures in the picture will first fade: for a time, we shall see the gilded frame alone: but this also will become faint. When we have thus far ascertained the fact, if we change the direction of the eye but ever so little, the whole scene will at once be again perfect before us.

These phenomena are consequent upon the retina being subject to exhaustion. When a coloured ray of light impinges continuously on the same part of the eye, the retina becomes less sensible to it, but more sensible to a ray of the opposite colour. When the eye is fixed upon a point, the lights, shades and colours of objects continuing to strike upon the same relative parts of the retina, the nerve is exhausted: but when the eye shifts, there is a new exercise of the nerve: the part of the retina that was opposed to the lights, is now opposed to the shades, and what was opposed to the different colours is now opposed to other colours, and the variation in the exciting cause produces a renewed sensation. From this it appears, how essential the incessant searching motion of the eye is to the continued exercise of the organ.

Before dismissing this subject, we may give another instance. If we are looking upon an extensive prospect, and have the eye caught by an object at a distance, or when, in expectation of a friend, we see a figure advancing on the distant road, and we endeavour to scrutinise the object, fixing the eye intently upon it, it disappears; in our disappointment we rub the eyes, cast them about, look again, and once more we see the object. The reason of this is very obvious: the retina is exhausted, but becomes recruited by looking on the other objects of different shades and colours. The sportsman feels this a hundred times, on the moor or the hill side, in marking down his covey, and keeping his eye fixed, while travelling towards the spot.

Here we may interrupt our inquiry to observe how inconsistent these phenomena are with the favourite hypothesis—that light produces vision by exciting vibration in the fibres of the nerve. By all the laws of motion from which this hypothesis is borrowed, we know that if a body be set in motion, it is easily kept in motion; and that if a chord vibrate, that vibration will be kept up by a motion in the same time. It appears to me, that if these fibres of the nerve (which, be it remembered, are also imaginary) were moved like the chords of a musical instrument, they would be most easily continued in motion by undulations in the same time: that if the red ray oscillated or vibrated in a certain proportion of time, it would keep the fibres of the nerve in action more easily than a green ray, which

vibrates in a different time ; and that if the colour of a ray depended upon the peculiar undulation or vibration, before the green ray could produce a motion corresponding with itself, it must encounter a certain opposition, in interrupting the motion already begun.

Reverting to the sensible part of the retina, it does not appear that we are authorised to term it a spot. The same law governs vision, whether we look to a fine point of a needle, or to an object in an extensive landscape. We look to the end of a pen, and we can rest the attention on the point upon the one side of the slit, to the exclusion of the other, just as we can select and intently survey a house or a tree. If the sensible spot were regularly defined, it must be very small : and we should be sensible of it ; which we are not. The law, therefore, seems to be, at all times, that the nearer to the centre of the eye, the greater is the sensibility to impression ; and that holds whether we are looking abroad on the country, or are microscopically intent upon objects very minute.

When men deny the fine adaptation of the muscular actions of the eye to the sensations on the retina, how do they account for the obvious fact—that the eye-ball does move in such just degrees ? how is the one eye adjusted to the other with such marvellous precision ? and how do the eyes move together in pursuit of an object, never failing to accompany it correctly, whether in tracing the flight of a bird, or the course of a tennis-ball, or even that of a bomb-shell ? Is it not an

irresistible conclusion—that to follow an object, and adjust the action of the muscles of the eye so as to present the axis of vision successively to it as it changes its place, we must be sensible of these motions? for how could we direct the muscles, unless we were conscious of their action? The question then comes to be—whether, being sensible of the condition of the muscles, and capable of directing them with extraordinary minuteness, the sense of the action of the muscles does not enter into our computation of the place of an object?

But is not this exactly the same question recurring, as when we asked—whether in judging of the place of an object, by the hand—we did not include as an important part of the process of perception, the knowledge acquired through the sense of the muscular action of the arm? Must there not be a consciousness of the position of the hand, before we can direct it to an object? And must we not have a knowledge of the relation of the muscles and of the position of the axis of the eye, before we can alter its direction, to fix it upon a new object?

It surprises me to find ingenious men refusing their assent to the opinion, that the operation of the muscles of the eye is necessary to perfect vision,—when they may witness the gradual acquisition of the power, by the awakening sense in the infant. When a bright object is withdrawn from the infant's eye, there is a blank expression in the features; but an excitement,

as soon as the object is again presented. For a time, if we shift the object before it, it is not attended with the searching action of the eye: but, by and by, the eye follows the object, and looks around for it when lost. In this gradual acquisition of power to guide the eye to the object, there is an exact parallel to the acquisition of power to seize with the hand: in both instances, the infant seeks to join the experience obtained by means of the muscular motion, with the impression on the proper nerve of sense.

Some maintain that our idea of the position of an object is implanted in the mind, and independent of experience. We must acknowledge the possibility of this, had it been so provided. We see the young of some creatures enjoying the sense of vision perfectly at the moment of birth: but in these animals, every corresponding faculty is, in the same manner, fully developed from the beginning: the dropped foal, or the lamb, rises and follows its mother. As to the property of the eye which we are considering, we can no more compare what it is in the helpless human offspring, with what it is in the young of other animals, than compare the duration of man's existence with that of the fly;—which has its period of life limited to an hour at noon;—which breaks from its confinement, knows its mate, deposits its eggs on the appropriate tree, the willow or the thorn—then dies. These subjects are foreign to the inquiry; since it is obvious that the human eye has no such complete power of

vision originally bestowed upon it; but that, like the exercise of the other senses, and the faculties of the mind itself, it is perfected by repeated efforts, or experience.

If it be admitted that the ideas received through the eye are acquired by experience, we must allow that before a conception can be formed of an object being exterior to the eye, or of its being placed in a particular direction, the mind must have been engaged in an act of comparison. Authors make the subject complex by referring to the inverted picture drawn at the bottom of the eye; representing to us the mind contemplating this picture, and comparing the relative position of its parts. But it is not shown how the mind looks into this camera! The question would be rendered, at least, more simple, if we asked ourselves, how we know the direction in which any single point is seen by the eye. Suppose it is a star in the heavens, or a beacon seen by the mariner. In order to ascertain the position of the star, must he not find out some other object of comparison, some other star which shall disclose to him the constellation to which the one that he is examining belongs: or to ascertain the position of the beacon, must he not look to his compass and card, and so trace the relative direction of the light-house? This is, in fact, the process followed every time that we look at an object. A single point is directly in the axis of the eye; but we cannot judge of its position, without turning to some other point, and becoming

sensible of the traversing of the eye-ball and the angle to which it is moved : or if we do not see another point to compare with the first, we must judge of its place by means of a comparison with the motion of the eye itself. We are sensible that the eye is directed to the right or to the left ; and we compare the visible impression on the nerve with the motion, its direction, and its extent.

Even mathematicians are found who affirm that we judge of the direction of an object, by the line in which the several rays falling upon the retina come to the eye. They forget that the rays strike a mere point of the retina ; and that this point can have no direction by itself. The obliquity of the incidence of the ray cannot be estimated by means of this point alone ; rays of all degrees of obliquity are converging towards it. Do not the same mathematicians, in the very first lessons of their science, require as the definition of a line—that it shall be drawn through two points at least ? Where are the two points at which a ray can affect the nerve, so as to indicate the direction of the line in which it approaches the eye ? The cornea, or the humours of the eye, are not sensible to the passage of the ray.* Or is this an error that has crept in from inaccurate conceptions of the anatomy ? has the idea arisen from the notion that the ray passes through the thick and turbid matter of the retina, and that we can trace its course by that means ?

* See a paper by Mr. Alexander Shaw, who has explained this subject very happily.—*Journal of the Royal Institution*, 1832.

I would ask, why is there a "finder" attached to the great telescope? Is it not because the instrument magnifies in so high a degree, that the observer can see only one object, and therefore he cannot direct it in the heavens? It is to remedy this, that a smaller telescope, possessing a less power, but commanding a wider field, is mounted upon the greater one: this "finder" the astronomer directs to the constellation, and moves from star to star, until the one which he desires to examine is in the centre of the field: by which means he adjusts the larger telescope to his object. Is this not a correct illustration of the operation of the eye? The eye is imperfectly exercised when it sees but one point: it is not in the full performance of its function, unless when it moves from one point to another, judges of the degree and the direction of that motion, and thus enables us, by comparison, to form our conclusion as to the place of the object.

A most ingenious philosopher of our time, who has opposed these views of the compound nature of the sense of vision, and maintains that the forms and relations of objects are known by the unassisted operation of the eye-ball itself—by the transmission of the rays through the humours of the eye, and by their effect upon the retina—has also affirmed, that we should know the position of objects, even were the muscles of the eye paralytic. But when I attach so much importance to the motions of the eye, I hope it has been understood that I do not neglect the movements of the

body, and, more especially, those of the hand. In truth, the measure which we take through the motions of the eye, is in correspondence with the experience obtained through the motions of the whole frame; and without such experience, we should have no knowledge of matter, or of position, or of distance, or of form. Were the eye fixed in the head, or its muscles paralytic, we should be deprived, in a great degree, of the exercise of the organ, and lose many of the appliances necessary for its protection: but we should still be capable of comparing the visual impression with the knowledge of the movements of the body. As long as we could distinguish the right hand from the left, or raise our head to see what is above us, or stoop to see a man's foot, we should never be at a loss to form a comparison between the impression on the nerve of sight, and the experience of the body.

Against this view of the compound operation of the eye, it is argued:—that if a man receive the impression of a luminous body upon his eye, so that the spectrum shall remain when the eyelids are shut; and if he be seated upon a stool made to turn, and whirled round by the hand of a friend, without his own effort, the motion of the spectrum will correspond with his own rotatory motion. No doubt it will: because he is conscious of being turned round: a man cannot sit upon a stool that is turning, without an effort to keep his place, without a consciousness of being whirled: and being sensible, at the same time, that the impression

is still before his eye, he will see the spectrum in that aspect to which he has been revolved.

Were I not conscious that I was right, I should feel it necessary to make some apology for arguing against the opinions of eminent men, on this matter. But I conceive the explanation of the discrepancy to be, that we are influenced considerably by the different modes in which we approach the examination of such a subject. A man accustomed to observe with admiration the properties of light, and to study the effect of the humours of the eye as an optical instrument, may be blinded to those inferences which to me, from reflecting on the living endowments that belong to the organ, seem undeniable. When, instead of looking upon the eye as a mere camera, or show-box, with the picture inverted on the bottom, we determine the value of muscular activity; mark the sensations attending the balancing of the body; that fine property which we possess of adjusting the muscular frame to its various inclinations; how it is acquired in the child; how it is lost in the paralytic and drunkard: how motion and sensation are combined in the exercise of the hand; how the hand, by means of this sensibility, guides the finest instruments: when we consider how the eye and the hand correspond; how the motions of the eye, combining with the impression on the retina, become the means of measuring and estimating the place, form, and distance of objects—the sign in the eye of what is known to the hand: finally, when, by attention to the

motions of the eye, we are aware of their extreme minuteness, and how we are sensible to them in the finest degree—the conviction irresistibly follows, that without the power of directing the eye (a motion holding relation to the action of the whole body), our finest organ of sense, which so largely contributes to the development of the powers of the mind, would lie unexercised.

THE MOTION OF THE EYE CONSIDERED IN REGARD TO THE EFFECT OF SHADE AND COLOUR IN PAINTING.

A QUESTION naturally arises whether from this part of philosophy it be possible to suggest some principles for the assistance of the painter, in the disposition of shades and colours of a picture. When attempting to establish rules for that purpose, the ideas and language of the artist or amateur are certainly very vague.

We have to remark, in the first place, that the colours of objects represented in a painting differ in most essential circumstances in the effect which they produce, from those of the natural objects themselves. In nature, bodies of various colours placed together have their tints reflected from each other, and so combined: this is one mode in which the hues of nature are harmonised before they reach the eye. But the colours upon the flat surface of the canvass cannot be thus reflected and mingled. Again, the hues of

natural objects are affected by the atmosphere, differently from those in a picture : the rays proceeding from distant objects are softened by means of it ; whereas, in a painting, from the canvass being close to the eye, the effect of the atmosphere will amount to nothing.

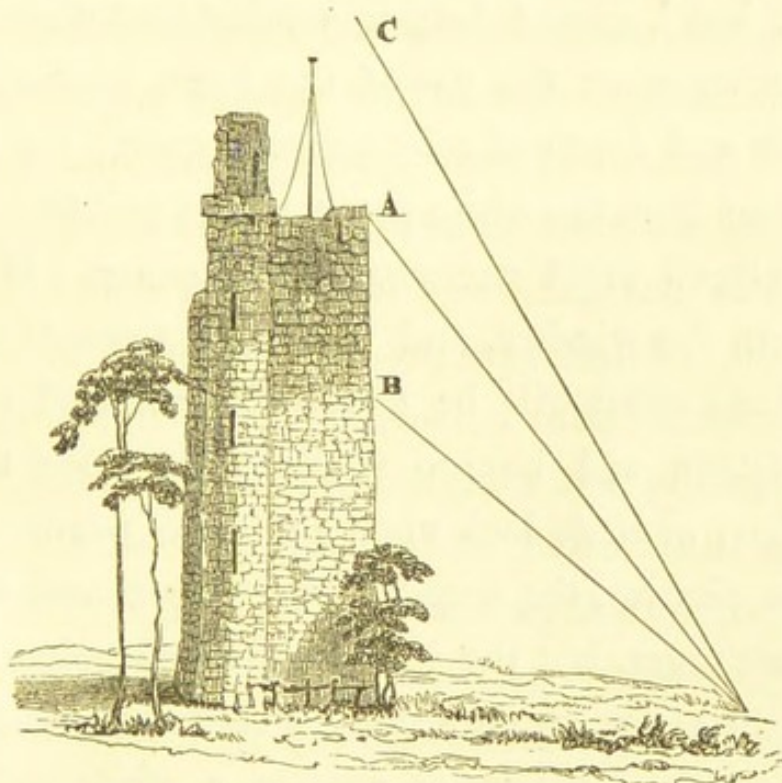
There is, however, another mode by which the eye is influenced in regard to colours, and it is an effect common to natural objects and to paintings. When we repeat the familiar experiment of looking steadily, and for some time, upon differently coloured spots, in succession, we become aware of the remarkable effect produced on the sensibility of the retina, by the impression dwelling on the nerve. As this effect is not an incidental occurrence, but is produced, more or less, whenever we exercise the eye, the nerve must be influenced, to a certain degree, in the same manner, on looking to the different colours of a picture. It is necessary, therefore, to carry this fact with us into the inquiry ; and I may offer one or two illustrations.

If we throw a silver coin upon a dark table, and fix the eye upon its centre, it will be found, when we remove the coin, that there is, for a moment, a white spot in its place, which presently becomes deep black. If we put a red wafer upon a sheet of paper, and continue to keep the eye fixed upon it, when we remove the wafer, the spot where it lay on the white paper will appear green. If we look upon a green wafer in the same manner, and remove it, the spot will be red ; if

upon blue or indigo, the paper will seem yellow. These phenomena are to be explained by considering that the nerve is exhausted from the continuance of the impression, and becomes more apt to receive the sensation of an opposite colour. All the colours of the prism come into the eye from a surface that is white: accordingly, when we remove the coloured wafer (take that which was red) from the white paper, all these combined colours of the prism enter; but if the nerve has been exhausted by the red colour of the wafer, it will be insensible to the red rays reflected from the paper, and the effect of the rays of an opposite kind will be increased; consequently, the spot will be no longer white, nor red, but of a green colour.

Let us next observe how this exhaustion of the sensibility of the nerve produces an effect in engraving, where there is no colour, and only light and shade. Is it possible that a high tower, in a cloudless sky, can be less illuminated at the top, than at the bottom? Yet if we turn to a book of engravings, where an old steeple, or tower, is represented standing up against the clear sky, we shall find that all the higher part is dark; and the effect is picturesque and pleasing. Now this is perfectly correct; for although the highest part of the tower be in the brightest illumination, it is not seen as if it were—it never appears so to the eye. The reason is, that on looking towards the steeple, a great part of the retina is opposed to the strong light of the sky; and when we shift the eye, to look at the

particular parts of the steeple, the reflected light falls upon the retina where it is exhausted by the direct light of the sky. If we look to the top of the tower, and then drop the eye to some of the lower architectural ornaments, the effect will infallibly be, that the upper half of the tower will appear dark. For example, if looking to the point A we drop the eye to B, the part of the tower from A to B will be seen by that portion of the retina which was opposed to the clear sky, from A to C; and it will appear dark, not by



contrast, as it might thoughtlessly be said, but by the nerve being somewhat exhausted of its sensibility. This, then, is the first effect that we shall remark, as arising from the searching motion of the eye, and the variety in the sensibility of the nerve.

The refreshing colours of the natural landscape are

at no time so pleasing as when, reading on a journey, we turn the eye from the book to the fields and woods; the shadows are then deeper—the greens more soothing; and the whole colours softened. Reynolds observed to Sir George Beaumont that the pictures of Rubens appeared different to him, and less brilliant, on his second visit to the continent, than on his first; and the reason of the difference he discovered to be, that, on the first visit he had taken notes, and on the second he had not. The alleged reason is quite equal to the effect; but I cannot help imagining that there is some incorrectness in the use of the term brilliant, unless warmth and depth of colouring is meant; for when the eye turns from the white paper to the painting, the reds and yellows must necessarily be deeper. If we look out from the window, and then turn towards a picture, the whole effect will be gone—the reflected rays from the picture will be too feeble to produce their impression; or if we look upon a sheet of paper, and then upon a picture, the tone will be deeper, and the warm tints stronger, but the lights and shades less distinct. If we place an oil painting, without the frame, upon a large sheet of paper, or against a white wall, it will appear offensively yellow: this is because the eye alternately, though insensibly, moves from the white paper or wall to the painting, which is of a deep tone, and consequently the browns and yellows are rendered unnaturally strong. We see the necessity of the gilt frame for such a picture, and the effect that it pro-

duces : it does not merely cut off surrounding objects, but it prepares the eye for the colours of the painting—it allows, if I may so express it, the painter to use his art more boldly, and to exaggerate the colours of nature.

Painters proceed by experiment ; and in painting a portrait, they know that they can represent the features by contrasts of lights and shadows, with very little colour ; but such a portrait is never popular. If they are to present the likeness without much contrast of light and shade, they must raise the features by contrasts of the colours ; hence the carnations are necessarily exaggerated : but all this is softened down, by throwing a piece of drapery into the picture ; and the effect of this will be so striking, from its colours preparing the eye properly for receiving those of the rest of the picture, that the features which, perhaps, before gave the idea of an inflamed countenance, will appear natural. The common resource of the painter is to throw in a crimson curtain, or to introduce some flower, or piece of dress, that shall lead the eye, by the succession of tints, towards it : and by this means, the eye will be prepared to receive the otherwise exaggerated colours of the portrait : first surveying the red curtain, and then the countenance, the whole appears coloured with the modesty of nature.

Those who hang pictures, do not place an historical picture, painted after the manner of the Bolognese school, with distinct and abruptly coloured draperies, by the side of a landscape ; for the colours of a landscape,

to be at all consonant with nature, must be weak and reduced to a low tone, corresponding with the effect produced by the intervention of the atmosphere; its colours, therefore, would be destroyed by too powerful a contrast. It is because pictures are, for the most part, painted on different principles, that there is a difficulty of deciding which colours are best adapted for the walls of a gallery; but, generally speaking, the dark subdued red, or morone, brings out the colours of paintings; in other words, if we look on a wall of this hue, and then turn to the picture, the prevailing green and yellow tints will appear brighter.

The word "contrast" is used without an exact comprehension of what it implies. From the illustrations that have been given, it will be seen that the effect resulting from the proper distribution of colours placed together, is produced through the motion of the eye, combined with the law to which we have been adverting, of the sensibility of the retina. When we imagine that we are comparing colours, we are really experiencing the effect of the nerve being exhausted by dwelling on one colour, and becoming more susceptible of the opposite colour. In drapery, for example, there is such a mixture of different tints reflected from it, that although one prevail, the impression may be greatly modified by what the eye has previously experienced. If the colouring of the flesh be, as the painter terms it, too "warm," it may be made "cold" by rendering the eye insensible to the red and yellow rays,

and more than usually susceptible of the blue and purple rays. Every coloured ray from the flesh is transmitted to the eye; but if the eye has moved from a yellow or crimson drapery, then the rays of that kind will be lost for the moment, and the colour of the flesh will appear less warm, in consequence of the prevalence of the opposite rays of colour.

It ought to be unsatisfactory to the philosophical student, to make use of a term without knowing its full meaning: yet much has been said about contrast and harmony, in painting, as resulting from the arrangement of the colours; the idea being that the colours placed together are seen at the same time, and that this gives rise to the effect of which we are all sensible; whereas, it results from alternately looking at the one colour and then at the other. The subject might be pleasantly pursued; but I mean only to vindicate the importance of the motions of the eye to our enjoyment of colours, whether they be those of nature or of art.

There is another subject of some interest, namely, the effect produced upon the retina when the eye is intently fixed upon an object, and is not permitted to wander from point to point. This touches on the *chiaroscuro* of painting; which is not merely the managing of the lights and shadows, but the preserving of the parts of a scene subordinate to the principal object. There is something unpleasant in a picture, even to the least experienced eye, when everything is made out, when the drapery of every figure, or the

carvings and ornaments, are all minutely represented: for, in nature, things are never seen in such a way. On the other hand, a picture is truly effective, and felt to be natural, when the eye is led to dwell on the principal group, or principal figure, with which it is the artist's intention to occupy the imagination. With fine mastery of his art, the painter heightens the colours of the chief parts in his picture, and subdues, by insensible degrees, those which are removed from the centre; and thus he represents the scene as when we look intently at anything: that is, by making the objects which are near the axis of the eye be seen distinctly—the other objects retreating, as it were, or rising out less and less distinctly, in proportion as they recede from the centre. In the one instance, the artist paints a panorama, where, on turning round, we have the several divisions of the circle presented before the eye, and the objects visible in each, appearing equally distinct: in the other, he paints a picture, which represents the objects, not as when the eye wanders from one to the other, but where it is fixed with higher interest upon some central figure, or part of the scene, and the rest falls off subordinately.

Reverting to our main argument, the proofs of beneficence in the capacities of the living frame, we look naturally to the pleasures received through this double property of the eye—its motion and sensibility; and we perceive that, whilst the varieties of light and

shade are necessary to vision, the coloured rays are also, by their variety, suited to the higher exercise of this sense. They do not all equally illuminate objects; nor are they all equally agreeable to the eye. The yellow, pale green, or isabella colours, illuminate in the highest degree,* and are the most agreeable to the sense; and we cannot but observe, when we look out on the face of nature, whether to the country, the sea, or the sky, that these are the prevailing colours. The red ray illuminates the least, but it irritates the most; and it is this variety in the influence of these rays upon the nerve, that continues its exercise, and adds so much to our enjoyment. We have pleasure from the succession and contrast of colours, independently of that higher gratification which the mind enjoys through the influence of association.

OF EXPRESSION IN THE EYE.

In the conclusion of the volume, I took occasion to remark that natural philosophy sometimes disturbs the mind of a weak person. I recollect a student who objected to the attitude and the direction of the eyes upwards, in prayer: "For," said he, "it is unmeaning; the globe on which we stand is round, and the inhabitants in every degree, or division, of

* The Astronomer selects for his telescope a glass which refracts the pale yellow light in the greatest proportion, because it illuminates in the highest degree and irritates the least.

the sphere, have their eyes directed differently, diverging from the earth, and concentrated to nothing." This foolish observation may lead us once more to notice the relations between the mind, the body, and external nature.

The posture, and the expression of reverence, have been universally the same in every period of life, in all stages of society, and in every clime. On first consideration, it seems merely natural that, when pious thoughts prevail, man's countenance should be turned from things earthly, to the purer objects above. But there is a link in this relation every way worthy of attention: the eye is raised, whether the canopy over us be shrouded in darkness, or display all the splendour of noon.

The muscles which move the eye-ball are powerfully affected in certain conditions of the mind. Independently altogether of the will, the eyes are rolled upwards during mental agony, and whilst strong emotions of reverence and piety prevail in the mind. This is a natural sign, stamped upon the human countenance, and as peculiar to man, as anything which distinguishes him from the brute. The posture of the body follows necessarily, and forms one of those numerous traits of expression, which hold mankind in sympathy.

The same evidence that we brought forward in treating of a somewhat similar question, on the expression of the hand, might be adduced here—the works of the great painters, who have made the sublimer

passions of man the subjects of their art. By the upward direction of the eyes, and the correspondence of feature and attitude, in their paintings, they speak to all mankind. Thus we must admit that the reverential posture, and uplifting of the eyes, are natural, whether in the darkened chamber, or under the vault of heaven. They result from the very constitution of the mind and body; and are too powerful to be effaced or altered. No sooner does pain or misfortune subdue a man, or move him to supplication, than the same universal expression prevails. Here is the correspondence of the mind, the frame, and external nature, by which man is directed to look for aid from above.



CLASSIFICATION OF ANIMALS,

IN EXPLANATION OF THE TERMS INCIDENTALLY USED IN
THE VOLUME.

THE ANIMAL KINGDOM is arranged in four Divisions :

Division I. *Vertebral Animals*: so called from their possessing a vertebral column or spine.

Division II. *Molluscous Animals*: such as shell-fish; of a soft structure. *Etym.* mollis, soft.

Division III. *Articulated Animals*: like the worm, or insect; their skins or coverings are divided and jointed. *Etym.* articulus, a joint.

Division IV. *Zoophytes*: animals believed to be composed very nearly of a homogeneous pulp, which is moveable and sensible, and resembles a plant. *Etym.* ζῶον, zoon, alive; φυτόν, phyton, a plant.

DIVISION I.

The division of vertebral animals is composed of four Classes: viz.—

1. MAMMALIA, animals which suckle their young. *Etym.* mamma, a teat.—2. AVES. *Etym.* avis, a bird.—3. REPTILIA, animals that crawl. *Etym.* from *repto*, to creep.—4. PISCES. *Etym.* piscis, a fish.

The first Class, MAMMALIA, is divided into Orders, which are subdivided into Genera, and these are further divided into Species.

We present the principal Orders, with familiar examples.

Bimana, Man. *Etym.* bis, double; manus, hand.

Quadrumana. *Etym.* quatuor, four; manus, hand. Monkeys, makis or lemurs (*Etym.* lemures, ghosts). The loris tardigradus (tardus, slow; gradior, to walk) is a species of lemur.

Cheiroptera. *Etym.* χείρ, cheir, the hand; πτερον, pteron, a wing. The bats.

- Insectivora. *Etym.* insecta, insects; voro, to eat. Hedgehog; shrew; mole.
- Plantigrade. *Etym.* planta, the sole of the foot; gradior, to walk. Bear; racoon.
- Digitigrade. *Etym.* digitus, the toe, or finger; gradior, to walk. Lion; wolf; dog; weasel.
- Amphibia. *Etym.* ἀμφι, *amphi*, both; βίος, *bios*, life. Walrus; seal.
- Marsupialia. *Etym.* marsupium, a pouch. Kangaroo; opossum.
- Rodentia. *Etym.* rodo, to gnaw. Squirrel; beaver; rat; hare.
- Edentata. *Etym.* edentatus, toothless: animals without the front teeth. Ai; unau; armadillo; ant-eater; tamandua; megatherium (μεγα, *mega*, great; θηριον, *therion*, a wild beast); megalonyx (μεγας, *megas*, great; ονυξ, *onyx*, a claw); ornithorhynchus (ορνιθος, *ornithos*, of a bird; ρυγχος, *rhynchos*, a beak).
- Pachydermata. *Etym.* παχυσ, *pachys*, thick; δερμα, *derma*, skin. Rhinoceros; elephant; mammoth; mastodon (μαστος, *mastos*, a nipple; οδων, *odon*, a tooth); anoplotherium (ανοπλος, *unarmed*; θηριον); palæotherium (παλαιος, *ancient*; θηριον), tapir; solidungula (solida, *solid*; ungula, the hoof), as the horse, couagga.
- Ruminantia. *Etym.* rumino, chew the cud. Camel; giraffe; deer; goat; cow; sheep.
- Cetacea. *Etym.* cetus, a whale. Dolphin; whale; dugong.

Second Class.—AVES, or BIRDS.

- Accipitres. *Etym.* accipiter, a hawk. Vulture; eagle; owl.
- Passeres. *Etym.* passer, a sparrow. Lark; thrush; swallow; crow; wren.
- Scansores. *Etym.* scando, to climb. Parrot; wood-pecker; toucan.
- Gallinæ. *Etym.* gallina, a hen. Peacock; pheasant; pigeon.
- Grallæ. *Etym.* grallæ, stilts. Ostrich; stork; ibis; flamingo.
- Palmipedes. *Etym.* palma, the palm of the hand; pes, foot. Swan; pelican; gull.

Third Class.—REPTILES.

- Chelonia. *Etym.* χελυς, *chelys*, a tortoise. Tortoise; turtle.
- Sauria. *Etym.* σαυρα, *saura*, a lizard. Crocodile; alligator; chameleon; dragon; pterodactyle (πτερον, *pteron*, a wing; δακτυλος, *dactylus*, a finger); ichthyosaurus (ιχθυς, *ichthys*, a fish; σαυρα, *saura*, a lizard); plesiosaurus (πλησιον, *plesion*, near to; σαυρα, *saura*, a lizard); megalosaurus (μεγαλη, *megale*, great; σαυρα, *saura*, a lizard); iguanodon; hylæosaurus (ύλη, *wood*; σαυρα).
- Ophidia. *Etym.* οφεις, *ophis*, a serpent. Boa; viper.
- Batrachia. *Etym.* βατραχος, *batrachos*, a frog. Frog; salamander; proteus.

Fourth Class.—FISHES.

- Chondropterygii. *Etym.* χονδρος, *chondros*, gristle; πτερυξ, *pteryx*, a fin. Ray; sturgeon; shark; lamprey; ammocete (αμμος, *ammos*, sand; κητος, *cetos*, a fish).
- Plectognathi. *Etym.* πλεκω, *pleco*, to join; γναθος, *gnathos*, the jaw. Sun-fish; trunk-fish.
- Lophobranchi. *Etym.* λοφος, *lophos*, a crest; βραγχια, *branchia*, the gills. Pipe-fish; pegasus.
- Malacopterygii. *Etym.* μαλακος, *malakos*, soft; πτερυξ, *pteryx*, a fin. Salmon; trout; cod; herring; remora.
- Acanthopterygii. *Etym.* ακανθα, *acantha*, a thorn; πτερυξ, *pteryx*, a fin. Perch; sword-fish; mackarel; lophius piscatorius (λοφια, *lophia*, a pennant; piscator, a fisher); chaetodon rostratus (χαιτη, *chaete*, hair; οδων, *odon*, a tooth; rostratus, beaked); zeus ciliaris (cilium, an eye-lash).

DIVISION II.

MOLLUSCOUS ANIMALS.

1st Class.—Cephalopoda. *Etym.* κεφαλη, *cephale*, the head; ποδα, *poda*, the feet. Animals which have their organs of motion arranged round their head. This class includes sepia, or cuttle-fish. Argonauts (Αργω, the ship Argo; ναυτης, *nautes*, a sailor). Nautilus (ναυτης, *nautes*, a sailor). Ammonite, an extinct Cephalopod which inhabited a shell resembling that of the nautilus; coiled like the horns of a ram or of the statues of Jupiter Ammon; whence the name. Belemnites: also extinct: the shell is long, straight, and conical (βελεμνον, *belemnion*, a dart). Nummulites: likewise extinct; whole chains of rocks are formed of its shells; the pyramids of Egypt are built of these rocks; (nummus, a coin; λιθος, a stone).

2nd Class.—Pteropoda. *Etym.* πτερον, *pteron*, a wing; ποδα, *poda*, feet; having fins or processes resembling wings on each side of the mouth. The *Clio borealis*, which abounds in the North Seas, and is the principal food of the whale.

3rd Class.—Gasteropoda. *Etym.* γαστηρ, *gaster*, the belly; ποδα, *poda*, the feet. Animals which move by means of a fleshy apparatus placed under the belly. The snail; slug; limpet.

4th Class.—Acephala. *Etym.* α, *a*, without; κεφαλη, *cephale*, the head. Molluscous animals without a head. The oyster; muscle.

5th Class.—Brachiopoda. *Etym.* βραχιων, *brachion*, the arm; ποδα, *poda*, the feet. Animals which move by means of processes like arms. Lingula; terebratula.

6th Class.—Cirrhopoda. *Etym.* cirrhus, a lock or tuft of hair; ποδα, *poda*, the feet. Balanus; barnacle anatifera (anas, a duck; fero, to bring forth).

DIVISION III.

ARTICULATA.

1st Class.—Annelides, or Vermes. *Etym.* annellus, a little ring; vermis, a worm. Leech; sea-mouse; earth-worm; sand-worm; tubicolæ (tubus, a tube; colo, to inhabit); worms which cover themselves by means of a slimy secretion that exudes from their surfaces, with a case of small shells and pebbles, like the caddis-worm, or with sand and mud.

2nd Class.—Crustacea. Animals which have a shelly crust covering their bodies. The crabs; shrimps; lobsters.

3rd Class.—Arachnida. *Etym.* ἀραχνης, arachnes, a spider. Spiders; aranea scenica, or saltica; the leaping spider; the scorpion spider; the mite.

4th Class.—Insecta. They are divided into insects which are without wings, and those which have them; and these are further subdivided according to the peculiarities of the wings.

Aptera (α, α, without; πτερον, pteron, a wing). Centipede (having a hundred feet); louse; flea.

Coleoptera (κολεος, coleos, a sheath or scabbard; πτερον, a wing), insects which have their wings protected by a cover, as the beetle, corn-weevil. *Orthoptera* (ορθον, orthon, straight; πτερον), as the locust, grasshopper. *Hemiptera* (ήμισυ, hemisu, half; πτερον), insects which have one-half of their wings thick and coriaceous, and the other membranous; such as a bug, tick, fire-fly. *Neuroptera* (νευρον, neuron, a nerve; πτερον), dragon-fly; ant-lion; ephemera (επι; ήμερα, a day). *Hymenoptera* (ύμην, hymen, a membrane; πτερον), the bee; wasp; ant. *Lepidoptera* (λεπισ, lepis, a scale; πτερον), moth; butter-fly. *Rhipiptera* (ριπισ, ripsis, a fan; πτερον), xenos; stylops. *Diptera* (δισ, dis, double; πτερον), house-fly; gnat.

DIVISION IV.

ZOOPHYTES.

Echinodermata (*Etym.* εχινος, echinos, a hedgehog; δερμα, derma, the skin), the star-fish; sea urchin. *Entozoa* (εντος, entos, within; ζων, a living thing), tænia; hydatid. *Acalephæ* (ακαληφη, acalephe, a nettle), medusa; polypi; sea-anemone; hydra; tubipora (inhabiting tubes); sertularia; cellularia; flustra; coralline, sponge. *Infusoria* (found in infusions or stagnant water), monas; vibrio; proteus.

MR. MURRAY'S GENERAL LIST OF WORKS.

- ABBOTT'S (REV. J.) Philip Musgrave; or Memoirs of a Church of England Missionary in the North American Colonies. Post 8vo. 2s. 6d.
- ABELL'S (MRS.) Recollections of the Emperor Napoleon during the First Three Years of his Captivity on the Island of St. Helena. *Second Edition.* Woodcuts. Post 8vo. 10s. 6d.
- ABERCROMBIE'S (JOHN, M.D.) Enquiries concerning the Intellectual Powers and the Investigation of Truth. *Thirteenth Edition.* Fcap. 8vo. 6s. 6d.
- Philosophy of the Moral Feelings. *Eighth Edition.* Fcap. 8vo. 4s.
- Pathological and Practical Researches on the Diseases of the Stomach, the Intestinal Canal, the Liver, and other Viscera of the Abdomen. *Third Edition.* Fcap. 8vo. 6s.
- ACLAND'S (THOS. D.) and WILLIAM STURGE'S Reports on the Farming of Somersetshire. Map. 8vo. 2s. 6d.
- (REV. CHARLES) Popular Account of the Manners and Customs of India, Illustrated with Numerous Anecdotes. Post 8vo. 2s. 6d.
- ÆSCHYLUS. (The Agamemnon and Choephoræ). *A New Edition* of the Text, with Notes, Critical, Explanatory, and Philosophical, for the Use of Students. By Rev. W. Peile, D.D., Head Master of Repton School. *Second Edition.* 2 Vols. 8vo. 9s. each.
- ÆSOP'S FABLES, for Old and Young. A New Version. By Rev. THOMAS JAMES, M.A. Illustrated with 100 Woodcuts, by JOHN TENNIEL. Post 8vo. 2s. 6d. A Few Copies on fine large Paper. 8vo. 16s.
- AGRICULTURAL (THE) JOURNAL. Published (half-yearly) by the Royal Agricultural Society of England. 8vo. 10s.
- AMBER-WITCH (THE). The most interesting Trial for Witchcraft ever known. Edited by DR. MEINHOLD. Translated from the German by LADY DUFF GORDON. Post 8vo. 2s. 6d.
- ARABIAN NIGHTS (THE). A New Translation arranged for Family Reading. With Explanatory Notes. *New Edition.* With 600 Woodcuts, by WILLIAM HARVEY. 8vo. 18s.
- ARAGO'S (M.) Historical Eloge on James Watt. Translated from the French, with Notes by J. P. MUIRHEAD. Portrait. 8vo. 8s. 6d., and 4to, 21s.
- ARTHUR'S (LITTLE) History of England. By LADY CALLCOTT. *Fifteenth Edition.* Woodcuts. 18mo. 2s. 6d.
- AUNT IDA'S Walks and Talks; a Story Book for Children. By a Lady. Woodcuts, 16mo. 5s.

ADMIRALTY PUBLICATIONS (THE); Published by direction
of the Lords Commissioners of the Admiralty:—

1. A MANUAL OF SCIENTIFIC ENQUIRY, for the Use of Officers in H.M. Navy and Travellers in General. By Various Hands. Edited by SIR J. F. HERSCHEL, Bart. *Second Edition*. Post 8vo. 10s. 6d.
2. AIRY'S ASTRONOMICAL OBSERVATIONS MADE AT GREENWICH. 1836 to 1847. Royal 4to. 50s. each.
3. ——— APPENDIX TO THE ASTRONOMICAL OBSERVATIONS. 1836, 1837, 1842, 8s. each; and 1847, 14s. Royal 4to.

CONTENTS.

- 1836.—Bessel's Refraction Tables.
Table for converting Errors of R. A. and N. P. D. into Errors of Longitude and Ecliptic P. D.
- 1837.—Logarithms of Sines and Cosines to every Ten Seconds of Time.
Table for converting Sidereal into Mean Solar Time.
- 1842.—Catalogue of 1439 Stars.
- 1847.—Twelve Years' Catalogue of Stars.
4. ——— MAGNETICAL AND METEOROLOGICAL OBSERVATIONS. 1840 to 1847. Royal 4to. 50s. each.
 5. ——— ASTRONOMICAL, MAGNETICAL AND METEOROLOGICAL OBSERVATIONS, 1848 and 1849. Royal 4to. 50s. each.
 6. ——— REDUCTION OF THE OBSERVATIONS OF PLANETS 1750 to 1830. Royal 4to. 50s.
 7. ——— LUNAR OBSERVATIONS. 1750 to 1830. 2 Vols. Royal 4to. 50s. each.
 8. BERNOULLI'S SEXCENTENARY TABLE. *London*, 1779. 4to. 5s
 9. BESSEL'S AUXILIARY TABLES FOR HIS METHOD OF CLEARING LUNAR DISTANCES. 8vo.
 10. ——— FUNDAMENTA ASTRONOMIÆ: *Regiomonti*. 1818. Folio. 60s.
 11. BIRD'S METHOD OF CONSTRUCTING MURAL QUADRANTS. *London*, 1768. 4to. 2s. 6d.
 12. ——— METHOD OF DIVIDING ASTRONOMICAL INSTRUMENTS. *London*, 1767. 4to. 2s. 6d.
 13. COOK, KING, AND BAYLY'S ASTRONOMICAL OBSERVATIONS *London*, 1782. 4to. 21s.
 14. EDWARDS ON THE COMPOSITION OF METALS FOR REFLECTING TELESCOPES. 8vo. 2s. 6d.
 15. EIFFE'S ACCOUNT OF IMPROVEMENTS IN CHRONOMETERS. 4to. 2s.
 16. ENCKE'S BERLINER JAHRBUCH, FOR 1830. *Berlin*, 1828. 8vo. 9s.
 17. GROOMBRIDGE'S CATALOGUE OF CIRCUMPOLAR STARS. 4to. 10s.
 18. HARRISON'S PRINCIPLES OF HIS TIME-KEEPER. PLATES. 1767. 4to. 5s.
 19. HUTTON'S TABLES OF THE PRODUCTS AND POWERS OF NUMBERS. 1781. Folio. 7s. 6d.
 20. LAX'S TABLES FOR FINDING THE LATITUDE AND LONGITUDE. 1821. 8vo. 10s.
 21. LUNAR OBSERVATIONS at GREENWICH. 1783 to 1819. Compared with the Tables, 1821. 4to. 7s. 6d.
 22. ——— DISTANCES of the MOON'S CENTRE from the PLANET 1822, 3s.; 1823, 4s. 6d. 1824 to 1835. 8vo. 4s. each.

ADMIRALTY PUBLICATIONS—*continued.*

23. MASKELYNE'S ACCOUNT OF THE GOING OF HARRISON'S WATCH. 1767. 4to. 2s. 6d.
24. MAYER'S THEORIA LUNÆ JUXTA SYSTEMA NEWTONIANUM. 4to. 2s. 6d.
25. ——— TABULÆ MOTUUM SOLIS ET LUNÆ. 1770. 4to. 5s.
26. ——— ASTRONOMICAL OBSERVATIONS MADE AT GOTTINGEN, from 1756 to 1761. 1826. Folio. 7s. 6d.
27. NAUTICAL ALMANACS, from 1767 to 1854. 8vo. 2s. 6d. each.
28. ——— SELECTIONS FROM THE ADDITIONS, up to 1812. 8vo. 5s.—1834-54. 8vo. 5s.
29. ——— SUPPLEMENTS, 1828 to 1833, 1837 and 1838. 8vo. 2s. each.
30. ——— TABLES requisite to be used with the N. A 1766. 8vo. 2s. 6d.
31. ——— *Second Edition, enlarged.* 1781. 8vo. 5s.
32. ——— *Third Edition, corrected.* 1802. 8vo. 5s.
33. POND'S ASTRONOMICAL OBSERVATIONS. 1811 to 1835. 4to. 21s each.
34. RAMSDEN'S ENGINE for DIVIDING MATHEMATICAL INSTRUMENTS 4to. 5s.
35. ——— ENGINE for DIVIDING STRAIGHT LINES. 4to. 5s.
36. SABINE'S PENDULUM EXPERIMENTS to DETERMINE THE FIGURE of the EARTH. 1825. 4to. 40s.
37. SHEPHERD'S TABLES for CORRECTING LUNAR DISTANCES. 1772. Royal 4to. 21s.
38. ——— TABLES, GENERAL, of the MOON'S DISTANCE from the SUN, and 10 STARS. 1787. Folio. 5s. 6d.
39. TAYLOR'S SEXAGESIMAL TABLE. 1780. 4to. 15s.
40. ——— TABLES of LOGARITHMS. 4to. 3l.
41. TIARK'S ASTRONOMICAL OBSERVATIONS for the LONGITUDE of MADEIRA. 1822. 4to. 5s.
42. ——— CHRONOMETRICAL OBSERVATIONS for DIFFERENCES of LONGITUDE between DOVER, PORTSMOUTH, and FALMOUTH. 1823. 4to. 5s.
43. VENUS and JUPITER: OBSERVATIONS of, compared with the TABLES. London, 1822. 4to. 2s.
44. WALES and BAYLY'S ASTRONOMICAL OBSERVATIONS. 1777. 4to. 21s.
45. WALES' REDUCTION of ASTRONOMICAL OBSERVATIONS MADE IN THE SOUTHERN HEMISPHERE. 1764—1771. 1788. 4to. 10s. 6d.
- AUSTIN'S (MRS.) Fragments from German Prose Writers. Translated, with Biographical Notes. Post 8vo. 10s.
- Translation of Ranke's Political and Ecclesiastical History of the Popes of Rome. *Third Edition.* 2 Vols. 8vo. 24s.
- BABBAGE'S (CHARLES) Economy of Machinery and Manufactures. *Fourth Edition.* Fcap. 8vo. 6s.
- Table of the Logarithms of the Natural Numbers from 1 to 108000. *Fourth Edition.* Royal 8vo. 6s.
- Ninth Bridgewater Treatise. *Second Edition.* 8vo. 9s. 6d.
- Reflections on the Decline of Science in England, and on some of its Causes. 4to. 15s.
- Exposition of 1851; or, Views of the Industry, the Science, and the Government of England. *Second Edition.* 8vo. 7s. 6d.

- BARROW'S (SIR JOHN) Autobiographical Memoir, including Reflections, Observations, and Reminiscences at Home and Abroad. From Early Life to Advanced Age. Portrait. Svo. 16s.
- Voyages of Discovery and Research within the Arctic Regions, from the earliest periods to the present time. Under the Command of the several Naval Officers, employed by Sea and Land, in search of a North-west Passage from the Atlantic to the Pacific: with Two Attempts to reach the North Pole. Abridged and arranged from the Official Narratives, with Occasional Remarks. Maps. 2 Vols. Svo. Vol. 1, 12s. Vol. 2, 15s.
- (JOHN) Memoirs of the Naval Worthies of Queen Elizabeth's Reign, their Gallant Deeds, Daring Adventures and Services in the infant state of the British Navy, with brief Biographical Notices of the respective Commanders. Svo. 14s.
- Life and Voyages of Sir Francis Drake. With numerous Original Letters from him and the Lord High Admiral to the Queen, and great Officers of State. Post Svo. 2s. 6d.
- Tour in Austrian Lombardy, the Northern Tyrol, and Bavaria. Woodcuts. Post Svo. 10s. 6d.
- BASSOMPIERRE'S Memoirs of his Embassy to the Court of England in 1626. Translated with Notes. Svo. 9s. 6d.
- BELISARIUS (LIFE OF). By LORD MAHON. *Second Edition*. Post Svo. 10s. 6d.
- BELL (SIR CHARLES) on the Anatomy and Philosophy of Expression as connected with the Fine Arts. *Fourth Edition*. Plates. Impl. Svo. 21s.
- On The Mechanism and Endowments of the Hand as evincing Design. *A New Edition*. Portrait and Woodcuts. Post Svo. 7s. 6d.
- BENEDICT'S (JULES) Sketch of the Life and Works of Felix Mendelssohn Bartholdy. Svo. 2s. 6d.
- BERTHA'S Journal during a Visit to her Uncle in England. Containing a Variety of Interesting and Instructive Information, adapted for Young Persons. *Seventh Edition*. Woodcuts. 12mo. 7s. 6d.
- Heiress in her Minority; or, the Progress of Character. By Author of "BERTHA'S JOURNAL." 2 Vols. 12mo. 18s.
- BETHUNE'S (J. E. D.) Specimens of Swedish and German Poetry. Part I. Poems of Esaias Tegner. Part II. Schiller's Maid of Orleans. Crown Svo. 12s.
- BIRCH'S (SAMUEL) History of Ancient Pottery: Egyptian, Asiatic, Greek, Roman, Etruscan, and Celtic. With Illustrations. Svo. (*Nearly Ready*.)
- BIRTS (W. R.) Hurricane Guide. Being an Attempt to connect the Rotatory Gale, or Revolving Storm, with Atmospheric Waves. Including Instructions for observing the Phenomena of the Waves and Storms; with Practical Directions for avoiding the Centres of the latter. With Circles on Cards. Post Svo. 3s.
- BIOSCOPE (THE); or, the Dial of Life explained. To which is added a Translation of St. Paulinus' Epistle to Celantia on the Rule of Christian Life and an Elementary View of general Chronology. By GRANVILLE PENN. *Second Edition*. With Plate. 12mo. 12s.

BLUNT'S (REV. J. J.) Undesigned Coincidences in the Writings of the Old and New Testament, an Argument of their Veracity: with an Appendix containing Undesigned Coincidences between the Gospels, Acts, and Josephus. *Third Edition.* 8vo. 9s.

——— Principles for the proper understanding of the Mosaic Writings, stated and applied, together with an incidental argument for the truth of the Resurrection of our Lord. Being the HULSEAN LECTURES for 1832. Post 8vo. 6s. 6d.

BOOK OF COMMON PRAYER. Illuminated with 1000 Illustrations of Borders, Initials, and Vignettes. Medium 8vo. 21s. cloth, 31s. 6d. calf, or 42s. morocco.

BORROW'S (GEORGE) Lavengro; The Scholar—Gipsy—and Priest. With Portrait. 3 Vols. Post 8vo. 30s.

——— Bible in Spain; Or the Journeys, Adventures, and Imprisonments of an Englishman in an Attempt to circulate the Scriptures in the Peninsula. 3 Vols. Post 8vo. 27s., or *Cheap Edition*, 16mo, 5s.

——— Zincali, or the Gipsies of Spain; their Manners, Customs, Religion, and Language. 2 Vols. Post 8vo. 18s., or *Cheap Edition*, 16mo, 5s.

BOSWELL'S (JAMES) Life of Dr. Samuel Johnson. Including the Tour to the Hebrides, with Notes by Sir W. SCOTT. Edited by the Right Hon. JOHN WILSON CROKER. *A New and Cheaper Edition, thoroughly revised (1848), with much additional Matter.* With Portraits. Complete in one Volume Royal 8vo. 15s.

* * * *Be particular in ordering CROKER'S BOSWELL, in ONE VOLUME.*

BRAY'S (MRS.) Life of Thomas Stothard, R.A. With Personal Reminiscences. Illustrated with Portrait and 60 Woodcuts of his chief works. 4to. 21s.

BREWSTER'S (SIR DAVID) Martyrs of Science, or the Lives of Galileo, Tycho Brahe, and Kepler. *Second Edition.* Fcap. 8vo. 4s. 6d.

BRITISH ASSOCIATION REPORTS. Held at York and Oxford 1831-32, 13s. 6d. Cambridge, 1833, 12s. Edinburgh, 1834, 15s. Dublin, 1835, 13s. 6d. Bristol, 1836, 12s. Liverpool, 1837, 16s. 6d. Newcastle, 1838, 15s. Birmingham, 1839, 13s. 6d. Glasgow, 1840, 15s. Plymouth, 1841, 13s. 6d. Manchester, 1842, 10s. 6d. Cork, 1843, 12s. York, 1844, 20s. Cambridge, 1845, 12s. Southampton, 1846, 15s. Oxford, 1847, 18s. Swansea, 1848, 9s. Birmingham, 1849, 10s. Edinburgh, 1850, 15s. 8vo.

BROGDEN'S (REV. JAS.) Illustrations of the Liturgy and Ritual of the United Church of England and Ireland. Being Sermons and Discourses Selected from the Works of eminent Divines of the 17th Century. 3 Vols. Post 8vo. 27s.

——— Catholic Safeguards against the Errors, Corruptions, and Novelties of the Church of Rome. Being Sermons and Tracts selected from the Works of eminent Divines of the 17th Century. *Second Edition.* With Preface and Index. 3 Vols. 8vo. 36s.

* * * *The Second and Third Volume may be had separately, 14s. each.*

——— Records of the Supremacy of the Crown, and of the Civic and Religious Liberties of the People of England. 8vo. 4s.

- BROOKE'S (SIR JAMES) Journals of Events in Borneo, including the Occupation of Labuan, and a Visit to the Celebes. Together with the Expedition of H.M.S. Iris. By CAPT. RODNEY MUNDY, R.N. Plates. 2 Vols. 8vo. 32s.
- BUBBLES FROM THE BRUNNEN OF NASSAU. By an OLD MAN. *Sixth Edition.* 16mo. 5s.
- BUNBURY'S (C. J. F.) Journal of a Residence at the Cape of Good Hope; with Excursions into the Interior, and Notes on the Natural History and Native Tribes of the Country. Woodcuts. Post 8vo. 9s.
- BUNYAN (JOHN) and Oliver Cromwell. Select Biographies. By ROBERT SOUTHEY. Post 8vo. 2s. 6d.
- BURGHERSH'S (LORD) Memoir of the Operations of the Allied Armies under Prince Schwarzenberg and Marshal Blucher during the latter end of 1813-14. 8vo. 21s.
- Early Campaigns of the Duke of Wellington in Portugal and Spain. 8vo. 8s. 6d.
- BURN'S (COL.) Naval and Military Technological Dictionary of the French Language. English and French—French and English. For the Use of Soldiers, Sailors, and Engineers. Post 8vo. *In the Press.*
- BURNS' (ROBERT), Life. By JOHN GIBSON LOCKHART. *Fifth Edition.* Fcap. 8vo. 3s.
- BURNES' (SIR ALEXANDER) Journey to and Residence in the City of Cabool. *Second Edition.* Plates. 8vo. 18s.
- BURR'S (G. D.) Instructions in Practical Surveying, Topographical Plan-drawing, and on sketching ground without Instruments. *Second Edition.* Woodcuts. Post 8vo. 7s. 6d.
- BUXTON'S (SIR FOWELL) Memoirs. With Selections from his Correspondence. By his Son. *Fourth Edition.* Portrait. 8vo, 16s.; or *Cheap Edition,* 16mo, 8s. 6d.
- BYRON'S (LORD) Life and Letters. By THOMAS MOORE. Collected and Arranged, with Notes and Illustrations. *Library Edition.* Plates. 6 Vols. Fcap. 8vo. 18s.
- Complete in One Volume. *New Edition.* Portraits. Royal 8vo. 12s.
- Poetical Works. Collected and Arranged, with Notes and Illustrations. *Library Edition.* Plates. 10 Vols. Fcap. 8vo. 30s.
- Complete in One Volume. *New Edition.* Portrait. Royal 8vo. 12s.
- Poetical Works. *New Edition.* 8 Vols. 16mo. 2s. 6d. each. (*Nearly Ready.*)
- | | |
|--------------------------|-------------------------------|
| Vol. 1.—Childe Harold. | Vol. 5.—Miscellanies, Vol. 1. |
| Vol. 2.—Tales and Poems. | Vol. 6.—Miscellanies, Vol. 2. |
| Vol. 3.—Dramas, Vol. 1. | Vol. 7.—Don Juan, Vol. 1. |
| Vol. 4.—Dramas, Vol. 2. | Vol. 8.—Don Juan, Vol. 2. |
- Childe Harold. Illustrated with Vignettes. *A New Edition.* Crown 8vo. *In the Press.*

BUTTMAN'S LEXILOGUS; or, a Critical Examination of the Meaning and Etymology of numerous Greek Words and Passages, intended principally for Homer and Hesiod. Translated, and edited with Explanatory Notes, and copious Indexes, by REV. J. R. FISHLAKE. *Third Edition.* Svo. 14s.

————— Catalogue of Irregular Greek Verbs; With all the Tenses extant—their Formation, Meaning, and Usage, accompanied by an Index. Translated, with Notes, by REV. J. R. FISHLAKE. *Second Edition.* Svo. 7s. 6d.

CALVIN'S (JOHN) Life. With Extracts from his Correspondence. By THOMAS H. DYER. Portrait. Svo. 15s.

CALLCOTT'S (LADY) Little Arthur's History of England. *Fifteenth Edition.* Woodcuts. 18mo. 2s. 6d.

CAMPBELL'S (LORD) Lives of the Lord Chancellors and Keepers of the Great Seal of England. From the Earliest Times to the death of Lord Eldon in 1838. *Third Edition.* 7 Vols. Svo. 102s. [*The Work may also be had as follows.*]

1st SERIES. From the Earliest Times to the Revolution of 1688. 3 Vols. Svo. 42s.

2nd SERIES. From the Revolution of 1688 to the Death of Lord Thurlow in 1806. 2 Vols. Svo. 30s.

3rd SERIES. From the Birth of Lord Loughborough, in 1733, to the Death of Lord Eldon, in 1838. 2 Vols. Svo. 30s.

————— Lives of the Chief Justices of England. From the Norman Conquest till the Death of Lord Mansfield. 2 Vols. Svo. 30s.

————— (THOS.) Specimens of the British Poets. With Biographical and Critical Notices, and an Essay on English Poetry. *Third Edition.* Revised by PETER CUNNINGHAM. Portrait and Vignette. Royal Svo. 15s.

————— Short Lives of the British Poets. Post Svo. 6s.

CARÈME'S FRENCH COOKERY. Translated by W. HALL. *Second Edition.* Plates. Svo. 15s.

CARMICHAEL'S (A. N.) Greek Verbs. Their Formations, Irregularities, and Defects. *Second Edition.* Post Svo. 8s. 6d.

CARNARVON'S (LORD) Portugal, Gallicia, and the Basque Provinces. From Notes made during a Journey to those Countries. *Third Edition.* Post Svo. 6s.

CATHCART'S (MAJOR GENERAL) Commentaries on the War in Russia and Germany, 1812-13. With 28 Diagrams and Plans. Svo. 14s.

CHARMED ROE (THE); or, The Story of the Little Brother and Sister. With Illustrations. By OTTO SPECKTER. 16mo. 5s.

CLARENDON GALLERY (THE); or, Lives of the Friends and Contemporaries of the Lord Chancellor Clarendon, illustrative of Portraits in his Gallery. With an Introduction, containing a Descriptive Catalogue of the Pictures, and an Account of the Origin of the Collection. By Lady THERESA LEWIS. Portraits. 3 Vols. Svo. 42s.

- CLARK (SIR JAMES) On the Sanative Influence of Climate, with an Account of the Best Places for Invalids in the South of Europe, &c. *Fourth Edition.* Post 8vo. 10s. 6d.
- CLAUSEWITZ'S (GENERAL CARL VON) Campaign of 1812, in Russia. Translated from the German. With a Map. 8vo. 10s. 6d.
- CLIVE'S (LORD) Life. By REV. G. R. GLEIG, M.A. Post 8vo. 5s.
- COLERIDGE'S (SAMUEL TAYLOR) Table-Talk. *Fourth Edition.* Portrait. Fcap. 8vo. 6s.
- (HENRY NELSON) Introductions to the Study of the Greek Classic Poets. *Third Edition.* Fcap. 8vo. 5s. 6d.
- COLONIAL LIBRARY. [See Home and Colonial Library.]
- COMBER'S (DEAN) Friendly and Seasonable Advice to the Roman Catholics of England. Edited, with a Preface and Notes, by Rev Dr. HOOK. Fcap. 8vo. 3s.
- CONDÉ'S (LOUIS PRINCE) Life, surnamed the Great. By LORD MAHON. Post 8vo. 5s.
- CRABBE'S (REV. GEORGE) Life and Letters. By his SON. Portrait. Fcap. 8vo. 3s.
- Life and Poetical Works. Collected and Arranged, with Notes and Illustrations. *Library Edition.* Plates. 8 Vols. Fcap. 8vo. 24s.
- Complete in One Volume. *New Edition.* Portrait and Vignette. Royal 8vo. 10s. 6d.
- CROKER'S (RIGHT HON. J. W.) Progressive Geography for Children. *Fourth Edition.* 18mo. 1s. 6d.
- Stories for Children Selected from the History of England. *Fourteenth Edition.* Woodcuts. 16mo. 5s.
- Boswell's Life of Johnson. Including the Tour to the Hebrides, with Notes by Sir W. SCOTT. *A New and Cheaper Edition,* Revised (1848), with much additional Matter. Complete in One Volume. Portraits. Royal 8vo. 15s.
- Memoirs of the Reign of George the Second, from his accession to the death of Queen Caroline. By JOHN LORD HERVEY. Portrait. 2 Vols. 8vo. 36s.
- CROMWELL (OLIVER) and John Bunyan. Select Biographies. By ROBERT SOUTHEY. Post 8vo. 2s. 6d.
- CUMMING'S (R. GORDON) Five Years of a Hunter's Life in the Far Interior of South Africa. With Anecdotes of the Chase in hunting the Wild Beasts of the Deserts and Forests. *Third Edition.* With Woodcuts. 2 Vols. Post 8vo. 24s.
- COOKERY (MODERN DOMESTIC). Founded on Principles of Economy and Practical Knowledge, and adapted for Private Families. *A New Edition.* BY A LADY. Woodcuts. Fcap 8vo. 6s.
- CURZON'S (HON. ROBERT) Visits to the Monasteries of the Levant. *Fourth Edition.* Woodcuts, Post 8vo. 15s.

- CUNNINGHAM'S (ALLAN) Life of Sir David Wilkie. With his Journals, Tours, and Critical Remarks on Works of Art, and a Selection from his Correspondence. Portrait. 3 Vols. Svo. 42s.
- Poems and Songs. Now first collected and arranged, with an Introduction and Biographical Notice of the Author, by PETER CUNNINGHAM. 24mo. 2s. 6d.
- (CAPT. J. D.) History of the Sikhs. From the Origin of the Nation to the Battle of the Sutlej. *Second Edition.* With Memoir of the Author. Maps. Svo. 15s.
- (PETER) London—Past and Present. A Handbook to the Antiquities, Curiosities, Churches, Works of Art, Public Buildings, and Places connected with interesting and historical associations. *Second Edition.* Post Svo. 16s.
- Modern London. A complete Guide for Visitors to all the *Objects and Sights* of interest in the Metropolis. Map. 16mo. 5s.
- Environs of London. Including a circle of 30 miles round St. Paul's. With Hints for Excursions by Rail,—Road,—and River. Post Svo. *In the Press.*
- Westminster Abbey. Its Art, Architecture, and Associations. Woodcuts. Fcap. Svo. 1s.
- DARWIN'S (CHARLES) Journal of Researches into the Natural History and Geology of the Countries visited during a Voyage round the World. Post Svo. 8s. 6d.
- DATES AND DISTANCES; Showing what may be done in a Tour of Sixteen Months upon the Continent of Europe. Post Svo. 8s. 6d.
- DAVY'S (SIR HUMPHRY) Consolations in Travel; or, Last Days of a Philosopher. *Fifth Edition.* Woodcuts. Fcap. Svo. 6s.
- Salmonia; or, Days of Fly Fishing. With some Account of the Habits of Fishes belonging to the genus Salmo. *Fourth Edition.* Woodcuts. Fcap. Svo. 6s.
- DENNIS' (GEORGE) Cities and Cemeteries of Etruria; or, the extant Local Remains of Etruscan Art. Plates. 2 Vols. Svo. 42s.
- DEVEREUX'S (HON. CAPT., R.N.) Lives of the three Devereux, Earls of Essex, from 1540 to 1646. 1. The Earl Marshal of Ireland. 2. The Favourite. 3. The General of the Parliament. Founded upon letters and documents chiefly unpublished. 2 Vols. Svo. *In the Press.*
- DE VERE'S (AUBREY) English Misrule and Irish Misdeeds. Four Letters from Ireland, addressed to an English M.P. *Second Edition.* Post Svo. 7s. 6d.
- DIXON'S (REV. E. S.) Dovecote and Aviary; or the Natural History of Pigeons and other Domestic Birds in a Captive State. With Numerous Woodcuts. Fcap. Svo. 7s. 6d.
- DODGSON'S (REV. C.) Controversy of Faith; or, Advice to Candidates for Holy Orders. Containing an Analysis and Exposition of the Argument by which the Catholic Interpretation of the Baptismal Services is to be vindicated. 12mo. 3s.
- DOG-BREAKING; the Most Expeditious, Certain, and Easy Method, whether great excellence or only mediocrity be required. By LIEUT.-COL. HUTCHINSON. *Second Edition.* Woodcuts. Fcap. Svo. 7s. 6d.

- DOMESTIC MODERN COOKERY. Founded on Principles of Economy and Practical Knowledge, and adapted for Private Families. *A New Edition.* BY A LADY. Woodcuts. Fcap. 8vo. 6s.
- DOUGLAS'S (GENERAL SIR HOWARD) Treatise on Improved Naval Gunnery; for the Instruction and Examination of Officers, and for the Training of Seamen Gunners. *Third Edition, thoroughly revised.* Plates. 8vo. 21s.
- DRAKE'S (SIR FRANCIS) Life, Voyages, and Exploits, by Sea and Land. By JOHN BARROW. *Third Edition.* Post 8vo. 2s. 6d.
- DRINKWATER'S (JOHN) History of the Siege of Gibraltar. 1779-1783. With a Description and Account of that Garrison from the Earliest Periods. Post 8vo. 2s. 6d.
- DRUMMOND'S (HENRY) Abstract Principles of Revealed Religion. Post 8vo. 9s. 6d.
- DUDLEY'S (EARL OF) Letters to the late Bishop of Llandaff. *Second Edition.* Portrait. 8vo. 10s. 6d.
- DURHAM'S (ADMIRAL SIR PHILIP) Naval Life and Services. By his Nephew, CAPT. ALEXANDER MURRAY. 8vo. 5s. 6d.
- DYER'S (THOMAS H.) Life and Letters of John Calvin. Compiled from authentic Sources. Portrait. 8vo. 15s.
- EASTLAKE (SIR CHARLES, P.R.A.) The Schools of Painting in Italy. From the earliest Times. From the German of KUGLER. Edited, with Notes. *Second Edition.* Illustrated with 100 Engravings from the Old Masters. 2 Vols. Post 8vo. 24s.
- Contributions to the Literature of the Fine Arts. 8vo. 12s.
- EDWARDS' (W. H.) Voyage up the River Amazon, Including a Visit to Para. Post 8vo. 2s. 6d.
- ELDON'S (LORD CHANCELLOR) Public and Private Life, with Selections from his Correspondence and Diaries. By HORACE TWISS. *Third Edition.* Portrait. 2 Vols. Post 8vo. 21s.
- ELLESMERE'S (LORD) Two Sieges of Vienna by the Turks. Translated from the German. Post 8vo. 2s. 6d.
- Military Events in Italy, 1848-9. Translated from the German. With a Map. Post 8vo. 9s.
- Second Campaign of Radetzky in Piedmont. The Defence of Temeswar and the Camp of the Ban. From the German. Post 8vo. 6s. 6d.
- ELPHINSTONE'S (HON. MOUNTSTUART) History of India—the Hindoo and Mahomedan Periods. *Third Edition.* Map. 8vo. 18s.
- ENGLAND (HISTORY OF) From the Peace of Utrecht to the Peace of Paris 1763. (Vols. 1 to 4.) By LORD MAHON. *Second Edition.* 8vo. 52s.
- (Vols. 5 & 6.) The First Years of the American War, 1763-80. 2 Vols. 8vo. 30s.
- Under the House of Lancaster. With a Sketch of the Early Reformation. 8vo.
- From the First Invasion by the Romans, down to the 14th year of Queen Victoria's Reign. By MRS. MARKHAM. *New Edition.* Woodcuts. 12mo. 7s. 6d.

- ENGLAND AS IT IS: Social, Political, and Industrial, in the Middle of the 19th Century. By W. JOHNSTON. 2 Vols. Post 8vo. 18s.
- ESKIMAUX (THE) and English Vocabulary, for the use of Travellers in the Arctic Regions. 16mo. 3s. 6d.
- ESSAYS FROM "THE TIMES." Being a Selection from the LITERARY PAPERS which have appeared in that JOURNAL. Reprinted by permission. *New Edition.* Fcap. 8vo. 4s.
- ESSEX (THE EARLS OF) Lives of; 1540—1646. 1. The Earl Marshal of Ireland. 2. The Favourite. 3. The General of the Parliament. Founded upon Letters and Documents chiefly unpublished. By HON. Capt. DEVEREUX, R.N. 2 Vols. 8vo. *In the Press.*
- EXETER'S (BISHOP OF) Letter to the Archbishop of Canterbury on the Gorham Case. 20th Edition. 8vo. 3s. 6d.
- Pastoral Letter to his Clergy on the Present State of the Church (1851). *Eighth Edition.* 8vo. 4s.
- Acts of the Diocesan Synod, held in the Cathedral Church of Exeter. By the BISHOP OF EXETER, on June 25th, 26th, and 27th, 1851. *Third Edition.* 8vo. 2s. 6d.
- Letters to the late Charles Butler, on the Theological parts of his Book of the Roman Catholic Church; with Remarks on certain Works of Dr. Milner and Dr. Lingard, and on some parts of the Evidence of Dr. Doyle. *Second Edition.* 8vo. 16s.
- Sermons. Preached during the Visitation of the Bishop of Exeter in 1845. Published by Request. 12mo. 6s.
- FAIRY RING (THE), A Collection of TALES and STORIES for Young Persons. From the German of Grimm, now first rendered into English. By J. E. TAYLOR. Illustrated by RICHARD DOYLE. *Second Edition.* Fcap. 8vo. 7s. 6d.
- FALKNER'S (FRED.) Muck Manual for the Use of Farmers. A Treatise on the Nature and Value of Manures. *Second Edition,* with a Glossary of Terms and an Index. Fcap. 8vo. 5s.
- FAMILY RECEIPT-BOOK. A Collection of a Thousand Valuable and Useful Receipts. Fcap. 8vo. 5s. 6d.
- FARADAY'S (MICHAEL) Chemical Manipulation; Being Instructions to Students in Chemistry, on the Methods of performing Experiments of Demonstration or Research, with Accuracy and Success. *Third Edition.* 8vo. 18s.
- FARINI'S (LUIGI CARLO) History of the Roman State, 1815 to 1850. Translated from the Italian. By Right Hon. W. E. GLADSTONE. Vols. 1 and 2. 8vo. 24s.
- FELLOWS' (SIR CHARLES) Excursion in Asia Minor. Including a Visit to several unknown and undescribed Cities. *Second Edition.* Plates. Imperial 8vo. 28s.
- Account of Discoveries in Lycia made during a Second Excursion in Asia Minor. Plates. Imperial 8vo. 2l. 2s.
- Xanthian Marbles now in the British Museum; their Acquisition and Transmission to England. Plates. 8vo. 5s.
- Account of the Ionic Trophy Monument excavated at Xanthus. Imperial. 8vo. 5s.

- FEATHERSTONHAUGH'S (G. W.) Tour through the Slave States of North America, from the river Potomac, to Texas and the Frontiers of Mexico. Plates. 2 Vols. 8vo. 26s.
- FERGUSON'S (ROBERT, M.D.) Essays on the Diseases of Women. Part I. Puerperal Fever. Post 8vo. 9s. 6d.
- FERGUSON'S (JAMES) Palaces of Nineveh and Persepolis Restored: an Essay on Ancient Assyrian and Persian Architecture. With 45 Woodcuts. 8vo. 16s.
- Illustrated Handbook of Architecture. Being a Concise and Popular Account of the Different Styles prevailing in all Ages and Countries in the World. With a Description of the most remarkable Buildings. With Illustrations. 8vo. *In the Press.*
- FEUERBACH'S Remarkable German Crimes and Trials. Translated from the German by Lady DUFF GORDON. 8vo. 12s.
- FISHER'S (REV. GEORGE) Elements of Geometry, for the Use of Schools. *Third Edition.* 18mo. 3s. (*Published by order of the Admiralty.*)
- First Principles of Algebra, for the Use of Schools. *Third Edition.* 18mo. 3s.
- FISHLAKE'S (REV. J. R.) Translation of Buttman's Lexilogus; A Critical Examination of the Meaning and Etymology of numerous Greek Words and Passages, intended principally for Homer and Hesiod. With Explanatory Notes and Copious Indexes. *Third Edition.* 8vo. 14s.
- Translation of Buttman's Catalogue of Irregular Greek Verbs; with all the Tenses extant—their Formation, Meaning, and Usage. With Explanatory Notes, and accompanied by an Index. *Second Edition.* 8vo. 7s. 6d.
- FORBES' (JOHN, M.D.) Physician's Holiday, or a Month in Switzerland during the Summer of 1848. *Second Edition.* Plates. Post 8vo. 8s. 6d.
- FORD'S (RICHARD) Handbook for Spain, Andalusia, Ronda, Valencia, Catalonia, Granada, Galicia, Arragon, Navarre, &c. Post 8vo. 16s.
- Gatherings from Spain. Post 8vo. 6s.
- FORSYTH'S (WILLIAM) Hortensius, or the Advocate: an Historical Essay on the Office and Duties of an Advocate. Post 8vo. 12s.
- FORTUNE'S (ROBERT) Three Years' Wanderings in the Northern Provinces of China. With a Visit to the Tea and Cotton Countries. *Second Edition.* Woodcuts. 8vo. 15s.
- FRANCE (HISTORY OF). From the Conquest by the Gauls to the Death of Louis Philippe. By MRS. MARKHAM. *New Edition.* Woodcuts. 12mo. 7s. 6d.
- FRENCH (THE) in Algiers; The Soldier of the Foreign Legion—and the Prisoners of Abd-el-Kadir. Translated by Lady DUFF GORDON. Post 8vo. 2s. 6d.
- GEOGRAPHICAL (THE) Journal. Published (occasionally) by the Royal Geographical Society of London. 8vo.
- GERMANY (HISTORY OF). From the Invasion by Marius, to the Battle of Leipsic. By MRS. MARKHAM. Woodcuts. 12mo. 7s. 6d.
- GIBBON'S (EDWARD) Decline and Fall of the Roman Empire. Edited with Notes. By the DEAN OF ST. PAUL'S and M. GUIZOT. *Second Edition.* Maps. 6 Vols. 8vo. 3l. 3s.
- Life and Correspondence. Edited, with Notes, by the DEAN OF ST. PAUL'S. Portrait. 8vo. 9s.
- GIFFARD'S (EDWARD) Short Visit to the Ionian Islands, Athens, and the Morea. Plates. Post 8vo. 12s.

- GILLY'S (Rev. Dr.) Romaunt Version of the Gospel of St. John, originally in use among the old Waldenses. Edited from the MSS., with Notes. Svo. 5s. 6d.
- GLADSTONE'S (RIGHT HON. W. E.) Prayers arranged from the Liturgy for Family Use. *Second Edition*. 12mo. 2s. 6d.
- Translation of Farini's History of the Roman State, 1815—1850. 2 Vols. Svo. 24s.
- GLEIG'S (REV. G. R.) Campaigns of the British Army at Washington and New Orleans. Post Svo. 2s. 6d.
- Story of the Battle of Waterloo. Compiled from Public and Authentic Sources. Post Svo. 5s.
- Narrative of Sir Robert Sale's Brigade in Afghanistan, with an Account of the Seizure and Defence of Jellalabad. Post Svo. 2s. 6d.
- Life of Robert Lord Clive. Post Svo. 5s.
- Life and Letters of General Sir Thomas Munro. Post Svo. 5s.
- GODLEY'S (JOHN ROBERT) Letters from America. 2 Vols. Post Svo. 16s.
- GOLDSMITH (OLIVER); a Biography. By Washington Irving. Post Svo. 5s.
- GOOCH (ROBERT, M.D.), On the most Important Diseases peculiar to Women. *Second Edition*. Svo. 12s.
- GORDON'S (SIR ALEX. DUFF) Sketches of German Life, and Scenes from the War of Liberation. Translated from the German of Varnhagen Von Ense. Post Svo. 5s.
- (LADY DUFF), Amber-Witch: the most interesting Trial for Witchcraft ever known. Translated from the German of MEINHOLD. Post Svo. 2s. 6d.
- French in Algiers. 1. The Soldier of the Foreign Legion. 2. The Prisoners of Abd-el-Kadir. Translated from the French. Post Svo. 2s. 6d.
- Remarkable German Crimes and Trials. Translated from the German of Feuerbach. Svo. 12s.
- GOSPEL STORIES FOR CHILDREN. An Attempt to render the Chief Events of the Life of Our Saviour intelligible and profitable. *Second Edition*. 18mo. 3s. 6d.
- GRANT'S (ASAHEL), Nestorians, or the Lost Tribes; containing Evidence of their Identity, their Manners, Customs, and Ceremonies; with Sketches of Travel in Ancient Assyria, Armenia, and Mesopotamia; and Illustrations of Scripture Prophecy. *Third Edition*. Fcap. Svo. 6s.
- GRENVILLE PAPERS (THE); being the Private Correspondence of Richard Grenville, Earl Temple, and his Brother, George Grenville,—their Friends and Contemporaries;—Including MR. GRENVILLE'S DIARY OF POLITICAL EVENTS; 1763—65. Edited by WILLIAM JAMES SMITH. Vols. 1 & 2. Svo. 32s. (To be completed in 4 Vols.)
- GREEK GRAMMAR FOR SCHOOLS. Abridged from Matthiæ. By the BISHOP OF LONDON. *Seventh Edition*, revised by Rev. J. EDWARDS. 12mo. 3s.
- ACCIDENCE FOR SCHOOLS. Abridged from MATTHIÆ. By the BISHOP OF LONDON. *Fourth Edition*, revised by Rev. J. EDWARDS. 12mo. 2s.

- GROTE'S (GEORGE) History of Greece. From the Earliest Period. Vols. I. to X. Maps. 8vo. 16s. each. *The Work was published as follows:—*
- VOLS. I. AND II.—Legendary Greece. Grecian History to the Reign of Peisistratus at Athens.
- VOLS. III. AND IV.—History of Early Athens, and the Legislation of Solon. Grecian Colonies. View of the Contemporary Nations surrounding Greece. Grecian History down to the first Persian Invasion, and the Battle of Marathon.
- VOLS. V. AND VI.—Persian War and Invasion of Greece by Xerxes. Period between the Persian and the Peloponnesian Wars. Peloponnesian War down to the Expedition of the Athenians against Syracuse.
- VOLS. VII. AND VIII.—The Peace of Nicias down to the Battle of Knidus (B.C. 421 to 394). Socrates and the Sophists.
- VOLS. IX. AND X.—From the Restoration of the Democracy at Athens down to the Accession of Philip of Macedon (B.C. 403—359).
- GUIZOT (M.), On the Causes of the Success of the English Revolution of 1640-1688. 8vo. 6s.; or *Cheap Edition*, 12mo, 1s.
- Democracy in France. *Sixth Edition*. 8vo. 3s. 6d.
- GURWOOD'S (COL.) Selections from the Duke of Wellington's Despatches and General Orders. *New Edition*. 1 Vol. 8vo. 18s.
- HALFORD'S (the late SIR HENRY) Popular Essays and Orations. *Third Edition*. Fcap. 8vo. 6s. 6d.
- Nugæ Metricæ. Fcap. 8vo. 3s. 6d.
- HALLAM'S (HENRY) Constitutional History of England, from the Accession of Henry the Seventh to the Death of George the Second. *Sixth Edition*. 2 Vols. 8vo. 24s.
- View of the State of Europe during the Middle Ages. *Ninth Edition*. 2 Vols. 8vo. 24s.
- Introduction to the Literary History of Europe, during the 16th, 17th, and 18th Centuries. *Third Edition*. 3 Vols. 8vo. 36s.
- HAMILTON'S (WALTER) Facts to Assist the Memory in various Sciences. *Second Edition*. Fcap. 8vo. 6s. 6d.
- Hindostan, Geographically, Statistically, and Historically. Map. 2 Vols. 4to. 4l. 14s. 6d.
- (W. J.) Researches in Asia Minor, Pontus, and Armenia; with some Account of the Antiquities and Geology of those Countries. Plates. 2 Vols. 8vo. 38s.
- HAMPDEN'S (BISHOP OF HEREFORD) Essay on the Philosophical Evidence of Christianity, or the Credibility obtained to a Scripture Revelation, from its Coincidence with the Facts of Nature. 8vo. 9s. 6d.
- HARCOURT'S (EDWARD VERNON) Sketch of Madeira; with Map and Plates. Post 8vo. 8s. 6d.
- HART'S ARMY LIST. (*Published Quarterly and Annually*). 8vo. 5s. and 20s. each.
- HASE'S ANCIENT GREEKS; their Public and Private Life, Manners, and Customs. Translated from the German. By Mrs. AUSTIN. Fcap. 8vo. 5s. 6d.

HAND-BOOK (MURRAY'S) OF TRAVEL-TALK ; or, Conversations in English, German, French, and Italian. Intended for Englishmen travelling abroad, or Foreigners visiting Great Britain. 18mo. 5s.

———— NORTH GERMANY—Holland, Belgium, Prussia, and the Rhine. Map. Post 8vo. 12s.

———— SOUTH GERMANY—Bavaria, Austria, Salzberg, the Austrian and Bavarian Alps, the Tyrol, and the Danube, from Ulm to the Black Sea. Map. Post 8vo. 12s.

———— PAINTING—the German, Flemish, and Dutch Schools. From the German of KUGLER. Edited, with Notes, by SIR EDMUND HEAD. Post 8vo. 12s.

———— SWITZERLAND—the Alps of Savoy, and Piedmont. Map. Post 8vo. 10s.

———— FRANCE—Normandy, Brittany, the French Alps, the Rivers Loire, Seine, Rhone, and Garonne, Dauphiné, Provence, and the Pyrenees. Maps. Post 8vo. 12s.

———— SPAIN—Andalusia, Ronda, Granada, Valencia, Catalonia, Galicia, Arragon, and Navarre. Maps. Post 8vo. 16s.

———— PAINTING—the Spanish and French Schools. By SIR EDMUND HEAD. Post 8vo. 12s.

———— MADEIRA. Maps and Woodcuts. Post 8vo. 8s. 6d.

———— NORTH ITALY—Florence, Sardinia, Genoa, the Riviera, Venice, Lombardy, and Tuscany. Map. Post 8vo. 12s.

———— CENTRAL ITALY—Rome, the Papal States, and Cities of Etruria. Maps. Post 8vo. 16s.

———— SOUTHERN ITALY—Sicily, and Naples. Map. Post 8vo. *Nearly ready.*

———— PAINTING—the Italian Schools. From the German of KUGLER. Edited, by Sir CHARLES EASTLAKE. With Woodcuts from the Old Masters. 2 Vols. Post 8vo. 24s.

———— MALTA—the Ionian Islands, Turkey, Asia Minor, and Constantinople. Maps. Post 8vo. 15s.

———— EGYPT—Thebes, the Nile, Alexandria, Cairo, the Pyramids, Mount Sinai, &c. Map. Post 8vo. 15s.

———— SYRIA AND THE HOLY LAND. Maps. Post 8vo. (*Preparing.*)

———— DENMARK, NORWAY, AND SWEDEN. Maps. Post 8vo. 12s.

———— RUSSIA AND FINLAND. Maps. Post 8vo. 12s.

———— ENGLAND AND WALES. Giving an account of the most remarkable *Places* and most frequented Roads and Railways in England—describing the objects calculated to *interest strangers and passing travellers*, showing how they may be accessible with the least expenditure of time and money. Map. Post 8vo. *Nearly ready.*

———— DEVON AND CORNWALL. Maps. Post 8vo. 6s.

- HAND-BOOK (MURRAY'S) ANCIENT AND MODERN LONDON.
Being an Account of all the Antiquities, Curiosities, Churches, Works of Art, Places, and Streets connected with Interesting and Historical Associations. Post 8vo. 16s.
- MODERN LONDON. A Guide for Visitors to all the Sights and objects of interest in the Metropolis. 16mo. 5s.
- ENVIRONS OF LONDON. Including a Circle of 30 Miles round St. Paul's. Alphabetically arranged. Maps. Post 8vo. *Nearly ready.*
- ANTIQUITIES AND SCULPTURE IN THE BRITISH MUSEUM. With 300 Woodcuts. Post 8vo. 7s. 6d.
- PICTURE GALLERIES IN LONDON AND ITS NEIGHBOURHOOD. With Historical, Biographical, and Critical Notices. Post 8vo. 10s.
- WINDSOR AND ETON. 16mo. 1s.
- WESTMINSTER ABBEY—its Art, Architecture, and Associations. Woodcuts. 16mo. 1s.
- CHRONOLOGY, Alphabetically arranged as a Book of easy reference. 8vo. (*Nearly Ready.*)
- (OFFICIAL) OF CHURCH AND STATE. Giving a detailed and Historical Account of the Duties attached to the various Departments of the Government and the Church. Post 8vo. 6s.
- FAMILIAR QUOTATIONS. From English Authors. Fcap. 8vo. *In the Press.*
- ARCHITECTURE. Illustrated. Being a Concise and Popular Account of the Different Styles prevailing in all Ages and Countries in the World. With a Description of the most remarkable Buildings. By JAMES FERGUSSON. Illustrations. 8vo. *In the Press.*
- CATHEDRALS OF ENGLAND. Containing a short Description of each. By Rev. G. A. POOLE. With Plates. Post 8vo. *In the Press.*
- HAWKSTONE; a Tale of England in the Year 184—. *Third Edition.* 2 Vols. Fcap. 8vo. 12s.
- HAYS (J. H. DRUMMOND) Western Barbary, its wild Tribes and savage Animals. Post 8vo. 2s. 6d.
- HEBER'S (BISHOP) Parish Sermons; on the Lessons, the Gospel, or the Epistle, for every Sunday in the Year, and for Week-day Festivals. *Sixth Edition.* 2 Vols. Post 8vo. 16s.
- Sermons Preached in England. *Second Edition.* 8vo. 9s. 6d.
- Hymns written and adapted for the weekly Church Service of the Year. *Twelfth Edition.* 16mo. 2s.
- Poetical Works. *Fifth Edition.* Portrait. Fcp. 8vo. 7s. 6d.
- Journey through the Upper Provinces of India. From Calcutta to Bombay, with a Journey to Madras and the Southern Provinces. 2 Vols. Post 8vo. 12s.

- HEAD'S (SIR FRANCIS) Rough Notes of some Rapid Journeys across the Pampas and over the Andes. Post 8vo. 2s. 6d.
- Bubbles from the Brunnen of Nassau. By an OLD MAN. *Sixth Edition.* 16mo. 5s.
- Emigrant. *Fifth Edition.* Post 8vo. 12s.
- Stokers and Pokers, or the London and North-Western Railway. Post 8vo. 2s. 6d.
- Defenceless State of Great Britain. A series of Descriptive Sketches, containing—1. Military Warfare. 2. Naval Warfare. 3. The Invasion of England. 4. The Capture of London by a French Army. 5. The Treatment of Women in War. 6. How to Defend Great Britain. Post 8vo. 12s.
- A Faggot of French Sticks. 2 Vols. Post 8vo. 24s.
- (SIR GEORGE) Forest Scenes and Incidents in Canada. *Second Edition.* Post 8vo. 10s.
- Home Tour through the Manufacturing Districts of England, Scotland, and Ireland, including the Channel Islands, and the Isle of Man. *Third Edition.* 2 Vols. Post 8vo. 12s.
- (SIR EDMUND) Handbook of Painting—the Spanish and French Schools. Post 8vo. 12s.
- Handbook of Painting—the German, Flemish, and Dutch Schools. From the German of KUGLER. Edited, with Notes. Post 8vo. 12s.
- HEIRESS (THE) in Her Minority; or, The Progress of Character. By the Author of "BERTHA'S JOURNAL." 2 Vols. 12mo. 18s.
- HERODOTUS. A New English Version. Translated from the Text of GAISFORD, and Edited with Notes, illustrating the History and Geography of Herodotus, from the most recent sources of information, embodying the chief Results, Historical and Ethnographical, which have been arrived at in the progress of Cuneiform and Hieroglyphical Discovery. By Rev. GEORGE RAWLINSON, M.A. Assisted by COLONEL RAWLINSON and SIR J. G. WILKINSON. 4 Vols. 8vo. *In Preparation.*
- HERSCHEL'S (SIR J. W. F.) Manual of Scientific Enquiry, for the Use of Officers and Travellers in general. By various Writers. *Second Edition.* Post 8vo. 10s. 6d. (*Published by Authority of the Lords of the Admiralty.*)
- HERVEY'S (LORD) Memoirs of the Reign of George the Second, from his Accession to the Death of Queen Caroline. Edited, with Notes, by Right Hon. J. W. CROKER. Portrait. 2 Vols. 8vo. 36s.
- HICKMAN'S (WM.) Treatise on the Law and Practice of Naval Courts Martial. 8vo. 10s. 6d.
- HILL'S (GENERAL LORD) Life. By REV. EDWIN SIDNEY. *Second Edition.* Portrait. 8vo. 12s.
- HISTORY OF ENGLAND UNDER THE HOUSE OF LANCASTER. With a Sketch of the Early Reformation. 8vo. *In the Press.*
- THE LATE WAR: With Sketches of Nelson, Wellington, and Napoleon. By J. G. LOCKHART. 18mo. 2s. 6d.
- HOLLAND'S (REV. W. B.) Psalms and Hymns, selected and adapted to the various Solemnities of the Church. 24mo. 1s. 6d.
- HOLMES' (MRS. DALKEITH) Ride on Horseback through France and Switzerland to Florence. 2 Vols. Post 8vo. 18s.

HOME AND COLONIAL LIBRARY. Complete in 76 Parts.

Post 8vo. 2s. 6d. each, sewed, or bound in 37 Volumes, 6s. each, cloth.
(Vols. 12 and 36 are 8s. 6d. each.) The Series contains the following works.

- THE BIBLE IN SPAIN. By GEORGE BORROW. (*Two Parts.*)
 JOURNALS IN INDIA. By BISHOP HEBER. (*Four Parts.*)
 TRAVELS IN THE HOLY LAND. By CAPTAINS IRBY and MANGLES.
 THE SIEGE OF GIBRALTAR. By JOHN DRINKWATER.
 MOROCCO AND THE MOORS. By J. DRUMMOND HAY.
 LETTERS FROM THE BALTIC. By a LADY.
 THE AMBER WITCH. By LADY DUFF GORDON.
 OLIVER CROMWELL & JOHN BUNYAN. By ROBERT SOUTHEY.
 NEW SOUTH WALES. By MRS. MEREDITH.
 LIFE OF SIR FRANCIS DRAKE. By JOHN BARROW.
 FATHER RIPA'S MEMOIRS OF THE COURT OF CHINA.
 A RESIDENCE IN THE WEST INDIES. By M. G. LEWIS.
 SKETCHES OF PERSIA. By SIR JOHN MALCOLM. (*Two Parts.*)
 THE FRENCH IN ALGIERS. By LADY DUFF GORDON.
 BRACEBRIDGE HALL. By WASHINGTON IRVING. (*Two Parts.*)
 VOYAGE OF A NATURALIST. By CHARLES DARWIN. (*Three Parts.*)
 HISTORY OF THE FALL OF THE JESUITS.
 LIFE OF LOUIS PRINCE CONDE. By LORD MAHON. (*Two Parts.*)
 GIPSIES OF SPAIN. By GEORGE BORROW. (*Two Parts.*)
 TYPEE; OR THE MARQUESAS. By HERMANN MELVILLE. (*Two Parts.*)
 LIVONIAN TALES. By a Lady.
 MISSIONARY LIFE IN CANADA. By REV. J. ABBOTT.
 SALE'S BRIGADE IN AFFGHANISTAN. By REV. G. R. GLEIG.
 LETTERS FROM MADRAS. By a LADY.
 HIGHLAND SPORTS. By CHARLES ST. JOHN. (*Two Parts.*)
 JOURNEYS ACROSS THE PAMPAS. By SIR F. B. HEAD.
 GATHERINGS FROM SPAIN. By RICHARD FORD. (*Two Parts.*)
 SIEGES OF VIENNA BY THE TURKS. By LORD ELLESMERE.
 SKETCHES OF GERMAN LIFE. By SIR A. GORDON. (*Two Parts.*)
 OMOO; OR THE SOUTH SEAS. By HERMANN MELVILLE. (*Two Parts.*)
 STORY OF BATTLE OF WATERLOO. By REV. G. R. GLEIG. (*Two Parts.*)
 A VOYAGE UP THE RIVER AMAZON. By W. H. EDWARDS.
 THE WAYSIDE CROSS. By CAPT. MILMAN.
 MANNERS & CUSTOMS OF INDIA. By REV. C. ACLAND.
 CAMPAIGNS AT WASHINGTON. By REV. G. R. GLEIG.
 ADVENTURES IN MEXICO. By G. F. RUXTON. (*Two Parts.*)
 PORTUGAL AND GALLICIA. By LORD CARNARVON. (*Two Parts.*)
 LIFE OF LORD CLIVE. By REV. G. R. GLEIG. (*Two Parts.*)
 TALES OF A TRAVELLER. By WASHINGTON IRVING. (*Two Parts.*)
 SHORT LIVES OF THE POETS. By THOMAS CAMPBELL. (*Two Parts.*)
 HISTORICAL ESSAYS. By LORD MAHON. (*Two Parts.*)
 LONDON & NORTH-WESTERN RAILWAY. By SIR F. B. HEAD.
 ADVENTURES IN THE LYBIAN DESERT. By BAYLE ST. JOHN.
 A RESIDENCE AT SIERRA LEONE. By a LADY. (*Two Parts.*)
 LIFE OF GENERAL MUNRO. By REV. G. R. GLEIG. (*Two Parts.*)
 MEMOIRS OF SIR FOWELL BUXTON. (*Three Parts.*)
 OLIVER GOLDSMITH. By WASHINGTON IRVING. (*Two Parts.*)

- HOOK'S (REV. DR.) Means of rendering more effectual the Education of the People. *Tenth Edition.* 8vo. 2s. 6d.
- Church Dictionary. *Sixth Edition. Revised and Enlarged.* 8vo. *In the Press.*
- Friendly and Seasonable Advice to the Roman Catholics of England. By DEAN COMBER. *A New Edition.* Edited with Notes and a Preface. Fcap. 8vo. 3s.
- Three Reformations ; Lutheran—Roman—and Anglican. *Third Edition.* 8vo. 3s.
- Nonentity of Romish Saints, and Inanity of Roman Ordinances. *Third Edition.* 8vo. 2s. 6d.
- Sermons, chiefly historical. 8vo. *In the Press.*
- HORACE (LIFE AND WORKS OF). Edited with Notes by the Rev. H. H. MILMAN, Dean of St. Paul's. Illustrated with Views, Vignettes, &c., taken chiefly from the Antique. 300 Woodcuts. Crown 8vo. 42s.
- HOSKING'S (WM.) Guide to the Regulation of Buildings in Towns as a Means of Securing the Health of the Inhabitants. *Second Edition.* Post 8vo. 3s. 6d.
- HOUSTON'S (MRS.) Yacht Voyage to Texas and the Gulf of Mexico. Plates. 2 Vols. Post 8vo. 21s.
- HUMBOLDT'S (ALEX.) Cosmos ; or, a Physical Description of the World. Translated by COL. and MRS. SABINE. *Seventh Edition.* 3 Vols. Post 8vo. 7s. 6d.
- Aspects of Nature in different Lands and in different Climates. Translated by COL. and MRS. SABINE. 2 Vols. Post 8vo. 5s.
- HUTCHINSON (COLONEL) on Dog-Breaking ; the most expeditious, certain, and easy Method, whether great Excellence or only Mediocrity be required. *Second Edition.* Woodcuts. Fcap. 8vo. 7s. 6d.
- INKERSLEY'S (THOS.) Gothic Architecture in France ; Being an Inquiry into the Chronological Succession of the Romanesque and Pointed Styles ; with Notices of some of the principal Buildings, and an Index. 8vo. 12s.
- IRBY AND MANGLES' (CAPTAINS) Travels in Egypt, Nubia, Syria, and the Holy Land, including a Journey round the Dead Sea, and through the Country east of the Jordan. Post 8vo. 2s. 6d.
- IRVING'S (WASHINGTON) Oliver Goldsmith. Post 8vo. 5s.
- Lives of Mahomet and his Successors. 2 Vols. 8vo. 21s.
- JAMES' (REV. THOMAS) Fables of Æsop. A New Version, for Old and Young. With 100 Original Designs, by JOHN TENNIEL. Post 8vo, 2s. 6d. *Also a few Copies on Fine Paper, 8vo, 16s.*
- JAMESON'S (MRS.) Handbook to the Picture Galleries in and near London. With Historical, Biographical, and Critical Notices. Post 8vo. *Second Edition.* 10s.
- JAPAN AND THE JAPANESE. Described from the Accounts of Recent Dutch Travellers. Post 8vo. 9s. 6d.
- JESSE'S (EDWARD) Visits to Spots of Interest in the Vicinity of Windsor and Eton. Woodcuts. Post 8vo. 12s.
- Gleanings in Natural History, adapted for Schools. With Anecdotes of the Sagacity and Instinct of Animals. *Sixth Edition* Fcap. 8vo. 6s. 6d.

- JOCELYN'S (LORD) Six Months with the Chinese Expedition; or, Leaves from a Soldier's Note-Book. *Seventh Edition*. Fcap. 8vo. 5s. 6d.
- JOHNSON'S (DR. SAMUEL) Life: By James Boswell. Including the Tour to the Hebrides, with Notes by SIR W. SCOTT. Edited by the Right Hon. JOHN WILSON CROKER. *A New and Cheaper Edition*, revised (1848), with much additional matter. Complete in One Volume. Portraits. Royal 8vo. 15s.
- JOHNSTON'S (WM.) England as it is: Social, Political, and Industrial, in the Middle of the 19th Century. 2 Vols. Post 8vo. 18s.
- JONES'S (REV. RICHARD) Essay on the Distribution of Wealth, and on the Sources of Taxation. Part I.—RENT. *Second Edition*. Post 8vo. 7s. 6d.
- JOURNAL OF A NATURALIST. *Fourth Edition*. Woodcuts. Post 8vo. 9s. 6d.
- JUKES' (J. B.) Excursions in and about Newfoundland during the Years 1839-40. Map. 2 Vols. Post 8vo. 21s.
- KING EDWARD VITH'S Latin Grammar; or an Introduction to the Latin Tongue, for the Use of Schools. *Seventh Edition*. 12mo. 3s. 6d.
- Latin Accidence; or Elements of the Latin Tongue, for the Use of Junior Classes. 12mo. 2s.
- KINNEAR'S (JOHN G.) Cairo, Petra, and Damascus, described from Notes made during a Tour in those Countries: with Remarks on the Government of Mehemet Ali, and on the present prospects of Syria. Post 8vo. 9s. 6d.
- KUGLER'S (DR. FRANZ) Handbook to The Italian Schools of Painting. Translated from the German. By a Lady. Edited, with Notes, by SIR CHARLES EASTLAKE. *Second Edition*. Illustrated with 100 Woodcuts from the Old Masters. 2 Vols. Post 8vo. 24s.
- Handbook to the German, Flemish, and Dutch Schools of Painting. Translated from the German. By a Lady. Edited, with Notes, by SIR EDMUND HEAD, Bart. Post 8vo. 12s.
- Handbook to the Spanish and French Schools of Painting. On the Plan of Kugler. By SIR EDMUND HEAD, Bart. Post 8vo. 12s.
- LABORDE'S (LEON DE) Journey through Arabia Petræa, to Mount Sinai, and the Excavated City of Petræa,—the Edom of the Prophecies. *Second Edition*. With Plates. 8vo. 18s.
- LAMBERT'S (MISS) Church Needlework. With Practical Remarks on its Preparation and Arrangement. Plates. Post 8vo. 9s. 6d.
- My Knitting Book. Woodcuts. *Two Parts*. 16mo. 3s.
- My Crochet Sampler. Woodcuts. *Two Parts*. 16mo. 4s.
- Hints on Decorative Needlework. 16mo. 1s. 6d.
- LATIN GRAMMAR (KING EDWARD THE VITH'S.) For the Use of Schools. *Seventh Edition*. 12mo. 3s. 6d.
- ACCIDENCE; or, Elements of the Latin Tongue, for the Use of Junior Classes. 12mo. 2s.

LAYARD'S (AUSTEN H.) *Nineveh and its Remains.* Being a Narrative of Researches and Discoveries amidst the Ruins of Assyria. With an Account of the Chaldean Christians of Kurdistan; the Yezedis, or Devil-worshippers; and an Enquiry into the Manners and Arts of the Ancient Assyrians. *Fifth Edition.* With Plates and Woodcuts. 2 Vols. Svo. 36s.

————— *Abridged Account of his Researches at Nineveh.* From the above Work. With Woodcuts. Post Svo. 5s.

————— *Fresh Discoveries at Nineveh, and Researches at Babylon;* being the Results of the Second Expedition to Assyria; also a Journey to the Khabour the Desert, Lake Van, ancient Armenia, Kurdistan, and the Borders of the Euphrates. With many Woodcuts. 2 Vols. Svo. *In the Press.*

————— *Monuments of Nineveh.* Illustrated by One Hundred Engravings. Imperial Folio, 10l. 10s.; or Colombier folio, 14l. 14s.

————— *Illustrations of Vases, Sculptures, and Bronzes recently Discovered at Nineveh and Babylon, principally Bas-Reliefs of the Wars and Exploits of Sennacherib from his Palace at Kouyunjik.* Imperial Colombier. Folio. (*Nearly Ready.*)

LETTERS FROM THE SHORES OF THE BALTIC. By a LADY. Post Svo. 2s. 6d.

————— *MADRAS; or, First Impressions of Life and Manners in India.* By a LADY. Post Svo. 2s. 6d.

————— *SIERRA LEONE, written to Friends at Home.* By a LADY. Edited by Mrs. NORTON. Post Svo. 5s.

LEWIS' (G. CORNEWALL) *Essay on the Government of Dependencies.* Svo. 12s.

————— *History and Antiquities of the Doric Race.* Translated from MULLER by HENRY TUFNELL and GEORGE CORNEWALL LEWIS. *Second Edition.* Maps. 2 Vols. Svo. 26s.

————— *Glossary of Provincial Words used in Herefordshire and some of the adjoining Counties.* 12mo. 4s. 6d.

————— *Essay on the Origin and Formation of the Romance Languages: containing an Examination of M. Raynouard's Theory on the Relation of the Italian, Spanish, Provençal, and French to the Latin.* *Second Edition.* Svo. 12s.

————— (LADY THERESA) *Lives of the Friends and Contemporaries of the Lord Chancellor Clarendon, illustrative of Portraits in his Gallery.* With an Introduction, containing a Descriptive Catalogue of the Pictures, and an Account of the Origin of the Collection. Portraits. 3 Vols. Svo. 42s.

————— (M. G.) *Journal of a Residence among the Negroes in the West Indies.* Post Svo. 2s. 6d.

LEXINGTON (THE) PAPERS; or, Some Account of the Courts of London and Vienna at the end of the 17th Century. Extracted from the Official and Private Correspondence of ROBERT SUTTON (LORD LEXINGTON) while Minister at Vienna, 1694-1698. Edited by HON. H. MANNERS SUTTON. Svo. 14s.

- LINDSAY'S (LORD) Sketches of the History of Christian Art.
3 Vols. 8vo. 31s. 6d.
- Lives of the Lindsays; or, a Memoir of the Houses of Crawford and Balcarres. To which are added, Extracts from the Official Correspondence of Alexander, sixth Earl of Balcarres, during the Maroon War; together with Personal Narratives, by his Brothers, the Hon. Robert, Colin, James, John, and Hugh Lindsay; and by his Sister, Lady Anne Barnard. 3 Vols. 8vo. 42s.
- Progression by Antagonism. A Theory, involving Considerations touching the Present Position, Duties, and Destiny of Great Britain. 8vo. 6s.
- (REV. HENRY) Practical Lectures on the Historical Books of the Old Testament. 2 Vols. 16mo. 10s.
- LITTLE ARTHUR'S HISTORY OF ENGLAND. By LADY CALLCOTT. *Fifteenth Edition.* 18mo. 2s. 6d.
- LIVONIAN TALES.—The Disponent.—The Wolves.—The Jewess. By the Author of "Letters from the Baltic." Post 8vo. 2s. 6d.
- LLANDAFF'S (BISHOP OF) Letters with the Earl of Dudley. *Second Edition.* Portrait. 8vo. 10s. 6d.
- LOCH'S (CAPT. G. C.) Events of the Closing Campaign in China. Map. Post 8vo. 8s. 6d.
- LOCKHART'S (J. G.) Ancient Spanish Ballads, Historical and Romantic, Translated, with Notes. *Third Edition,* with Illuminated Titles, Borders, &c. 4to. 42s.
- Life of Robert Burns. *Fifth Edition.* Fcap. 8vo. 3s.
- History of the Late War: with Sketches of Nelson, Wellington, and Napoleon. 18mo. 2s. 6d.
- LONG'S (GEORGE) Essays on the Conduct of Life, and Moral Nature of Man. 2 Vols. Post 8vo. 6s. each.
- LOUDON'S (MRS.) Instructions in Gardening for Ladies. With Directions for Every Month in the Year, and a Calendar of Operations. *Eighth Edition.* Woodcuts. Fcap. 8vo. 5s.
- Modern Botany for Ladies; or, a Popular Introduction to the Natural System of Plants. *Second Edition.* Woodcuts. Fcap. 8vo. 6s.
- LOWE'S (GENERAL SIR HUDSON) Letters and Journals, revealing the true History of Napoleon during his Captivity at St. Helena. Portrait. 3 Vols. 8vo. *In Preparation.*
- LUSHINGTON'S (MRS.) Narrative of a Journey from Calcutta to Europe, by way of Egypt. *Second Edition.* Post 8vo. 8s. 6d.
- LYELL'S (SIR CHARLES) Principles of Geology; or, the Modern Changes of the Earth and its Inhabitants considered as illustrative of Geology. *Eighth Edition.* Woodcuts. 8vo. 18s.
- Manual of Elementary Geology; or, the Ancient Changes of the Earth and its Inhabitants illustrated by its Geological Monuments. *Fourth Edition.* Woodcuts. 8vo. 12s.
- Travels in North America, 1841-2; with Observations on the United States, Canada, and Nova Scotia. Plates. 2 Vols. Post 8vo. 21s.
- Second Visit to the United States of North America, 1845-6. *Second Edition.* 2 Vols. Post 8vo. 18s.

- MACFARLANE'S (CHARLES) Travels in Turkey during the Years 1847-8, made on purpose to examine into the True State of that Country. 2 Vols. 8vo. 28s.
- MANTELL'S (GIDEON A.) Thoughts on Animalcules; or, the Invisible World, as revealed by the Microscope. *Second Edition*. Plates. 16mo. 6s.
- MACCULLOCH'S (J. R.) Edition of RICARDO'S Political Works. With a Notice of his Life and Writings. 8vo. 16s.
- MAHON'S (LORD) History of England, from the Peace of Utrecht to the Peace of Paris (1763). Vols. 1 to 4. *Second Edition*. 8vo. 52s.
- First Years of the American War, 1763—80. Vols. 5 & 6. 8vo. 30s.
- "Forty-Five;" or, a Narrative of the Rebellion in Scotland. Post 8vo. 3s.
- History of the War of the Succession in Spain. *Second Edition*. Map. 8vo. 15s.
- Spain under Charles the Second; or, Extracts from the Correspondence of the Hon. ALEXANDER STANHOPE, British Minister at Madrid from 1690 to 1700. *Second Edition*. Post 8vo. 6s. 6d.
- Life of Louis Prince of Condé, surnamed the Great. Post 8vo. 5s.
- Life of Belisarius. *Second Edition*. Post 8vo. 10s. 6d.
- MALCOLM'S (SIR JOHN) Sketches of Persia. *Third Edition*. Post 8vo. 5s.
- MANUAL OF SCIENTIFIC ENQUIRY, Prepared for the Use of Officers and Travellers in general. By various Writers. Edited by SIR J. HERSCHEL, Bart. *Second Edition*. Maps. Post 8vo. 10s. 6d. (*Published by order of the Lords of the Admiralty*.)
- MARKHAM'S (MRS.) History of England. From the First Invasion by the Romans, down to the fourteenth year of Queen Victoria's Reign. *New Edition*. Woodcuts. 12mo. 7s. 6d.
- History of France. From the Conquest by the Gauls, to the Death of Louis Philippe. *New Edition*. Woodcuts. 12mo. 7s. 6d.
- History of Germany. From the Invasion by Marius, to the Battle of Leipsic. Woodcuts. 12mo. 7s. 6d.
- History of Rome and Greece. 12mo. *In preparation*.
- Sermons for Children. *Second Edition*. Fcap. 8vo. 3s.
- MARKLAND'S (J. H.) Remarks on English Churches, and on rendering Sepulchral Memorials subservient to pious and Christian Uses. *Fourth Edition*. Woodcuts. Fcap. 8vo. 6s. 6d.
- Reverence due to Holy Places. *Third Edition*. Woodcuts. Fcap. 8vo. 2s.
- MARRYAT'S (JOSEPH) Collections towards a History of Pottery and Porcelain, in the Fifteenth, Sixteenth, Seventeenth, and Eighteenth Centuries. With a Description of the Manufacture a Glossary, and a List of Monograms. With Coloured Plates and Woodcuts. 8vo. 31s. 6d.
- * * * A few copies on India Proofs, mounted on Large Paper. 4to. 5l. 5s.
- ANCIENT POTTERY; Egyptian, Asiatic, Greek, Roman, Etruscan, and Celtic. By SAMUEL BIRCH. Woodcuts. 8vo. *Nearly Ready*.

- MATTHIÆ'S (AUGUSTUS) Greek Grammar for Schools. Abridged from the Larger Grammar. By the BISHOP OF LONDON. *Seventh Edition*, revised by Rev. J. EDWARDS. 12mo. 3s.
- Greek Accidence for Schools. Abridged by the BISHOP OF LONDON. *Fourth Edition*, revised by Rev. J. EDWARDS. 12mo. 2s.
- Index of Quotations from Greek Authors contained in Matthiæ's Greek Grammar. *Second Edition*. Svo. 7s. 6d.
- MAWE'S (H. L.) Journal of a Passage from the Pacific to the Atlantic, crossing the Andes in the Northern Provinces of Peru, and descending the great River Marañon. Svo. 12s.
- MAXIMS AND HINTS for an Angler, and the Miseries of Fishing. To which is added, Maxims and Hints for a Chess-Player. By RICHARD PENN. *Second Edition*. Woodcuts. 12mo. 5s.
- MAYO'S (DR.) Elements of the Pathology of the Human Mind. Fcap. Svo. 5s. 6d.
- MELVILLE'S (HERMANN) Typee and Omoo; or, Adventures amongst the Marquesas and South Seas. 2 Vols. Post Svo. 10s.
- MENDELSSOHN'S (FELIX BARTHOLDY) Life. By JULES BENEDICT. Svo. 2s. 6d.
- MERRIFIELD (MRS.) Original Treatises on the Arts of Painting in Oil, Miniature, Mosaic, and on Glass; of Gilding, Dyeing, and the Preparation of Colours and Artificial Gems, described in several unpublished Manuscripts, dating from the Twelfth to the Eighteenth Centuries. Preceded by a General Introduction, with Translations, Preface, and Notes. 2 Vols. Svo. 30s. (*Published by Authority*.)
- MEREDITH'S (MRS. CHARLES) Notes and Sketches of New South Wales, during a Residence from 1839 to 1844. Post Svo. 2s. 6d.
- MILFORD'S (JOHN) Norway and her Laplanders in 1841; with a Few Hints to the Salmon Fisher. Svo. 10s. 6d.
- MITCHELL'S (THOMAS) Plays of Aristophanes. With English Notes. Svo.—1. CLOUDS, 10s.—2. WASPS, 10s.—3. FROGS, 15s.
- MODERN DOMESTIC COOKERY. Founded on Principles of Economy and Practical Knowledge, and adapted for Private Families. Woodcuts. Fcap. Svo. 6s.
- MILMAN'S (DEAN OF ST. PAUL'S) History of Christianity, from the Birth of Christ to the Extinction of Paganism in the Roman Empire. 3 Vols. Svo. 36s.
- Edition of Gibbon's Decline and Fall of the Roman Empire. Edited with Notes, by M. GUIZOT. *Second Edition*. Maps. 6 Vols. Svo. 3l. 3s.
- Life and Correspondence of Edward Gibbon. Portrait. Svo. 9s.
- Life and Works of Horace. Illustrated with Statues, Coins, Views, &c., chiefly from the Antique. With 300 Woodcuts. Crown Svo. 42s.
- Poetical Works. *Second Edition*. Plates. 3 Vols. Fcap. Svo. 18s.
- Character and Conduct of the Apostles Considered as an Evidence of Christianity. (Being the Bampton Lecture, 1827). Svo. 10s. 6d.
- (CAPT. E. A.) Wayside Cross; or, the Raid of Gomez. A Tale of the Carlist War. Post Svo. 2s. 6d.

- MOORE'S (THOMAS) Life and Letters of Lord Byron. With Notes and Illustrations. *Library Edition*. Plates. 6 Vols. Fcap. Svo. 18s.
-
- Complete in One Volume.
Portrait and Vignette. Royal Svo. 12s.
- MUCK MANUAL (The) for the Use of Farmers. A Practical Treatise on the Chemical Properties, Management, and Application of Manures. By FREDERICK FALKNER. *Second Edition*, Fcap. Svo. 5s.
- MUIRHEAD (J. P.). James Watt, an Historical Eloge. By M. ARAGO. Translated, with Notes. Svo, 8s. 6d.; or 4to, 21s.
-
- Correspondence of James Watt on his Discovery of the Theory of the Composition of Water, with a Letter from his Son. Portrait. Svo, 10s 6d.; or 4to, 24s.
- MULLER'S DORIANS; The History and Antiquities of the Doric Race. Translated by HENRY TUFNELL and GEORGE CORNEWALL LEWIS. *Second Edition*. Maps. 2 Vols. Svo. 26s.
- MUNDY'S (CAPT. RODNEY) Events in Borneo, including the Occupation of Labuan and Visit to the Celebes. Plates. 2 Vols. Svo. 32s.
- MUNRO'S (GENERAL SIR THOMAS) Life and Letters. By the Rev. G. R. GLEIG. Post Svo. 5s.
- MURCHISON'S (SIR RODERICK) Russia in Europe and the Ural Mountains; Geologically Illustrated. With Coloured Maps, Plates, Sections, &c. 2 Vols. Royal 4to. 8l. 8s.
- MURRAY'S (CAPT. A.) Naval Life and Services of Admiral Sir Philip Durham. Svo. 5s. 6d.
- MURRAY'S READING FOR THE RAIL. Or CHEAP BOOKS in large readable type. To be published occasionally, varying in size and price.
- Already published:
- ESSAYS FROM "THE TIMES." Fcap. Svo. 4s.
NIMROD ON THE CHACE. Woodcuts. Fcap. Svo. 1s.
LORD MAHON'S FORTY-FIVE. Post Svo. 3s.
LAYARD'S POPULAR ACCOUNT OF NINEVEH. Post Svo. 5s.
NIMROD ON THE ROAD. Woodcuts. Fcap. Svo. 1s.
JAMES'ÆSOP'S FABLES. 100 Woodcuts. Post Svo. 2s. 6d.
NIMROD ON THE TURF. Woodcuts. Fcap. Svo. 1s. 6d.
- NAUTICAL ALMANACK (The). (*Published by Order of the Lords Commissioners of the Admiralty*.) Royal Svo. 2s. 6d.
- NAVY LIST (The Royal). (*Published Quarterly, by Authority*.) 12mo. 2s. 6d.
- NEALE'S (E. V.) Feasts and Fasts: an Essay on the Rise, Progress, and Present State of the Laws relating to Sundays and other Holidays, &c. Fcap. Svo. 9s. 6d.
- NEWBOLD'S (LIEUT.) Straits of Malacca Penang, Malacca, and Singapore. 2 Vols. Svo. 26s.
- NIMROD On the Chace—Turf—and Road. Woodcuts. Fcap. Svo.
- NORTON (THE HON. MRS.) Letters from Sierra Leone, written to Friends at Home. By a LADY. Edited by Mrs. NORTON. Post Svo. 5s

- O'BYRNE'S (W. R.) Naval Biographical Dictionary, comprising the Life and Services of every Living Officer in H. M. Navy, from the Rank of Admiral of the Fleet to that of Lieutenant. Compiled from Authentic and Family Documents. Royal 8vo. 42s.
- O'CONNOR'S (R.) Field Sports of France; or, Hunting, Shooting, and Fishing on the Continent. Woodcuts. 12mo. 7s. 6d.
- OXENHAM'S (REV. W.) English Notes for Latin Elegiacs; designed for early Proficients in the Art of Latin Versification, with Prefatory Rules of Composition in Elegiac Metre. *Second Edition*. 12mo. 4s.
- OXFORD'S (BISHOP OF) Charge to his Clergy at his Second Visitation in Nov., 1851. 8vo.
- PAGET'S (JOHN) Hungary and Transylvania. With Remarks on their Condition, Social, Political, and Economical. *Second Edition*. Woodcuts. 2 Vols. 8vo. 24s.
- PARISH'S (SIR WOODBINE) Buenos Ayres and the Provinces of the Rio de la Plata. Their First Discovery and Conquest, Present State, Trade, Debt, &c. Map and Woodcuts. 8vo.
- PARIS'S (T. C.) Letters from the Pyrenees during Three Months' Pedestrian Wanderings amidst the Wildest Scenes of the French and Spanish Pyrenees. Woodcuts. Post 8vo. 10s. 6d.
- PARKYNS' (MANSFIELD) Personal Narrative of a Residence in Abyssinia. With Maps and Woodcuts. 2 Vols. 8vo. *In the Press*.
- PEILE'S (REV. DR.) Agamemnon of Æschylus. A New Edition of the Text, with Notes, Critical, Explanatory, and Philological, for the Use of Students. *Second Edition*. 8vo. 9s.
- Choephoræ of Æschylus. A New Edition of the Text, with Notes, Critical, Explanatory, and Philosophical, for the Use of Students. *Second Edition*. 8vo. 9s.
- PELLEW'S (DEAN OF NORWICH) Sermons on many of the Leading Doctrines and Duties Taught in the Church of England. Preached in Cathedral Churches. 2 Vols. 8vo. 21s.
- Life of Lord Sidmouth, with his Correspondence. Portraits. 3 Vols. 8vo. 42s.
- PENN'S (RICHARD) Maxims and Hints for an Angler, and the Miseries of Fishing. To which is added, Maxims and Hints for a Chess-player. *Second Edition*. Woodcuts. Fcap. 8vo. 5s.
- (GRANVILLE) Bioscope; or, Dial of Life Explained. To which is added, a Translation of St. Paulinus' Epistle to Celantia, on the Rule of Christian Life; and an Elementary View of General Chronology. *Second Edition*. With Dial Plate. 12mo. 12s.
- PENROSE'S (REV. JOHN) Lives of Vice-Admiral Sir C. V. Penrose, and Captain James Trevenen. Portraits. 8vo. 10s. 6d.
- Sermons for Households, or Fifty-four Sermons Written for Sunday Reading in Families. 8vo. 10s. 6d.
- PENNINGTON (G. J.) On the Pronunciation of the Greek Language. 8vo. 8s. 6d.
- PHILLIPS' (JOHN) Memoirs of William Smith, LL.D., (the Geologist). Portrait. 8vo. 7s. 6d.
- Geology of Yorkshire. The Yorkshire Coast, and the Mountain-Limestone District. Part I., 31s. 6d. Part II., 52s. 6d. Plates, 4to.

- PHILOSOPHY IN SPORT MADE SCIENCE IN EARNEST ;
or, the First Principles of Natural Philosophy inculcated by aid of the
Toys and Sports of Youth. *Sixth Edition.* Woodcuts. Fcap. Svo. 8s.
- PHILPOTT'S (BISHOP OF EXETER) Letters to the late Charles
Butler, on the Theological parts of his Book of the Roman Catholic
Church ; with Remarks on certain Works of Dr. Milner and Dr. Lingard,
and on some parts of the Evidence of Dr. Doyle. *Second Edition.* Svo. 16s.
- Letter to the Archbishop of Canterbury. *Twenty-
First Edition.* Svo. 3s. 6d.
- Pastoral Letter, addressed to his Clergy, on the Pre-
sent State of the Church. *Eighth Edition.* Svo. 4s.
- Acts of the Diocesan Synod, held in the Cathedral
Church of Exeter. On June 25th, 26th, and 27th, 1851. *Third Edition.*
Svo. 2s. 6d.
- PHIPPS' (HON. EDMUND) Memoir, Correspondence, Literary and
Unpublished Diaries of Robert Plumer Ward. Portrait. 2 Vols.
Svo. 28s.
- POOLE'S (R. S.) *Horæ Egyptiacæ* : or the Chronology of Ancient
Egypt, discovered from Astronomical and Hieroglyphic Records upon
its Monuments. Plates. Svo. 10s. 6d.
- (REV. G. A.) Handbook for the Cathedrals of England.
Containing Descriptions of each. Woodcuts. Post 8vo. *In the Press.*
- POPE'S (ALEXANDER) Works. A New Edition, containing nume-
rous unpublished Letters, &c. Edited with Notes and a Life. By the
Right Hon. John Wilson Croker. Portraits. Svo. (*In the Press.*)
- PORTER'S (G. R.) Progress of the Nation, in its various Social and
Economic Relations, from the beginning of the Nineteenth Century.
Third Edition. (1851.) Svo. 24s.
- POWELL'S (REV. W. P.) Latin Grammar simplified. 12mo. 3s. 6d.
- PRAYER-BOOK (THE), Illuminated with 1000 Illustrations of Bor-
ders, Initials, Vignettes, &c. Medium Svo. Cloth, 21s.; Calf, 31s. 6d.
Morocco, 42s.
- PUSEY (PHILIP) On Improvement in Farming ; or What ought
Landlords and Farmers to do? Svo. 1s.
- PUSS IN BOOTS. Suited to the Tastes of Little and Grown
Children. By OTTO SPECKTER. *Second Edition.* Plates. 16mo. 5s.
- QUARTERLY REVIEW (THE). Svo. 6s.
- RANKE'S (LEOPOLD) Political and Ecclesiastical History of the
Popes of Rome, during the Sixteenth and Seventeenth Centuries. Trans-
lated from the German by MRS. AUSTIN. *Third Edition.* 2 Vols. Svo. 24s.
- History of Prussia ; or, Memoirs of the House of Bran-
denburgh. Translated from the German by SIR ALEXANDER DUFF
GORDON, BART. 3 Vols. Svo. 36s.
- History of Servia, and the Servian Revolution. Translated
from the German by MRS. KERR. *Second Edition.* Map. Svo. 15s.
- RAWLINSON'S (REV. GEORGE) Herodotus. A New English
Version. Translated from the Text of GAISFORD, and Edited with
Notes, illustrating the History and Geography of Herodotus, from the
most recent sources of information, embodying the chief Results,
Historical and Ethnographical, which have been arrived at in the
progress of Cuneiform and Hieroglyphical Discovery. Assisted by
COLONEL RAWLINSON, and SIR J. G. WILKINSON. 4 Vols. Svo. (*In
the Press.*)

- REJECTED ADDRESSES (THE). By JAMES AND HORACE SMITH. With Biographies of the Authors, and additional Notes. *Twenty-second Edition*. Portraits. Fcap. 8vo. 5s.
- RICARDO'S (DAVID) Political Works. With a Notice of his Life and Writings. By J. R. M'CUCCLOCH. 8vo. 16s.
- RIDE on Horseback to Florence through France and Switzerland. Described in a Series of Letters. By A LADY. 2 Vols. Post 8vo. 18s.
- RIPA'S (FATHER) Memoirs during Thirteen Years' Residence at the Court of Peking, in the Service of the Emperor of China. Translated from the Italian. By FORTUNATO PRANDI. Post 8vo. 2s. 6d.
- ROBERTSON'S (LORD) Leaves from a Journal, and other Fragments in Verse. Crown 8vo. 7s. 6d.
- RIDDLE'S (REV. J. E.) Copious and Critical Latin-English Lexicon, founded on the German-Latin Dictionaries of William Freund. Post 4to. 50s.
- Copious and Critical English-Latin Lexicon. Founded on the German-Latin Dictionary of Dr. Charles Ernest Georges. 8vo. 25s.
- Complete Latin-English and English-Latin Dictionary, for the Use of Colleges and Schools. 8vo. 31s. 6d.
- English-Latin Dictionary, *separately*. 8vo. 10s. 6d.
- Latin-English Dictionary, *separately*. 8vo. 21s.
- Young Scholar's Latin-English and English-Latin Dictionary. Square 12mo. 12s.
- Latin-English Dictionary, *separately*. Square 12mo. 7s.
- English-Latin Dictionary, *separately*. Square 12mo. 5s. 6d.
- Diamond Latin-English Dictionary. A Guide to the Meaning, Quality, and Accentuation. 32mo. 4s.
- ROMILLY'S (SIR SAMUEL) Memoirs and Political Diary. By his SONS. *Third Edition*. Portrait. 2 Vols. Fcap. 8vo. 12s.
- ROSS'S (SIR JAMES) Voyage of Discovery and Research in the Southern and Antarctic Regions during the years 1839-43. Plates. 2 Vols. 8vo. 36s.
- ROYAL SOCIETY OF LITERATURE (THE). TRANSACTIONS. Plates. Vols. I. to III. 8vo. 12s. each.
- RUNDELL'S (MRS.) Modern Domestic Cookery, founded on Principles of Economy and Practice, and adapted for Private Families. Entirely Revised and corrected to the Present Time, by A LADY. Woodcuts. Fcap. 8vo. 6s.
- RUXTON'S (GEORGE F.) Travels in Mexico; with Adventures among the Wild Tribes and Animals of the Prairies and Rocky Mountains. Post 8vo. 5s.
- SALE'S (LADY) Journal of the Disasters in Affghanistan. *Eighth Edition*. Post 8vo. 12s.
- (SIR ROBERT) Brigade in Affghanistan. With an Account of the Seizure and Defence of Jellalabad. By REV. G. R. GLEIG. Post 8vo. 2s. 6d.
- SAXON (THE) in Ireland. Being Notes of the Rambles of an Englishman in the West of Ireland, in search of a Settlement. With Plate and Map. Post 8vo. 9s. 6d.
- SENTENCES FROM THE PROVERBS. In English, French, Italian, and German. For the Daily Use of Young Persons. By A LADY. 16mo. 3s. 6d.

- SCROPE'S (WILLIAM) Days of Deer-Stalking in the Forest of Atholl ; with some Account of the Nature and Habits of the Red Deer. *Third Edition.* Woodcuts. Crown Svo. 20s.
- Days and Nights of Salmon Fishing in the Tweed ; with a short Account of the Natural History and Habits of the Salmon, and Instructions to Sportsmen, &c. Plates. Royal Svo. 42s.
- (G. P.) Memoir of Lord Sydenham, and his Administration in Canada. *Second Edition.* Portrait. Svo. 9s. 6d.
- SERMONS. Preached during the Visitation of the Bishop of Exeter in 1845. Published by Request. 12mo. 6s.
- SEWELL'S (REV. W.) Evidences of Christianity ; or, Dialogues between a Brahmin and a Christian. Fcap. Svo. 7s. 6d.
- SHAW'S (THOS. B.) Outlines of English Literature, for the Use of Young Students. Post Svo. 12s.
- SIDMOUTH'S (LORD) Life and Correspondence. By the Hon. and Rev. GEORGE PELLEW, DEAN OF NORWICH. Portraits. 3 Vols. Svo. 42s.
- SIDNEY'S (REV. EDWIN) Life of Lord Hill. *Second Edition.* Portrait. Svo. 12s.
- SIERRA LEONE ; Described in a Series of Letters to Friends at Home. By A LADY. Edited by MRS. NORTON. Post Svo. 6s.
- SMITH'S (WM., LL.D.) Dictionary of Greek and Roman Antiquities. *Second Edition.* With 500 Woodcuts. Svo. 42s.
- School Dictionary of Antiquities, abridged from the above Work. With 200 Woodcuts. Square 12mo. 10s. 6d.
- Dictionary of Greek and Roman Biography and Mythology. With Woodcuts. 3 Vols. Svo. 5l. 15s. 6d.
- Dictionary of Greek and Roman Geography. With an Historical Atlas. Part 1. Svo.
- Classical Dictionary for Schools, compiled from the last two Works. Svo.
- Illustrated Classical Manual, designed for the Youth of both sexes. 200 Woodcuts. Post Svo.
- (WM. JAS.) Grenville Papers, formerly preserved at Stowe—now for the first time made public. Including also MR. GRENVILLE'S DIARY OF POLITICAL EVENTS. Vols. 1 & 2., 32s. Svo. (*To be completed in 4 Vols.*)
- (WM., the Geologist) Memoirs. By JOHN PHILLIPS. Portrait. Svo. 7s. 6d.
- (JAMES & HORACE) Rejected Addresses. *Twenty-second Edition.* Portrait. Fcap. Svo. 5s.
- SOMERVILLE'S (MARY) Physical Geography. *Third Edition.* Portrait. 2 Vols. Fcap. Svo. 12s.
- Connexion of the Physical Sciences. *Eighth Edition.* Plates. Fcap. Svo. 10s. 6d.
- SOUTHEY'S (ROBERT) Book of the Church ; with Notes containing References to the Authorities, and an Index. *Sixth Edition.* Svo. 12s.
- Lives of John Bunyan & Oliver Cromwell. Post Svo. 2s. 6d.

- SPECKTER'S (OTTO) Puss in Boots ; suited to the Tastes of Little and Grown Children. *Second Edition*. Plates. 16mo. 5s.
- Charmed Roe ; the Story of the Little Brother and Sister. Plates. 16mo. 5s.
- SPENCER'S (REV. J. A.) Sketches of Travels in Egypt and the Holy Land. Plates. 8vo. 21s.
- STANLEY'S (Bishop) ADDRESSES AND CHARGES. With a Memoir of his Life. By his Son, the Rev. A. P. STANLEY. 8vo.
- ST. JOHN'S (BAYLE) Adventures in the Libyan Desert and the Oasis of Jupiter Ammon. Woodcuts. Post 8vo. 2s. 6d.
- (CHARLES) Field Notes of a Sportsman and Naturalist in Sutherland. Woodcuts. 2 Vols. Post 8vo. 18s.
- Wild Sports and Natural History of the Highlands. Post 8vo. 5s.
- STATE PAPERS during the Reign of Henry the Eighth. Vols. I. to V. 4to. 20s. each. (*Published by Authority*.)
- STAUNTON'S (SIR GEORGE) Miscellaneous Notices relating to China, and our Commercial Intercourse with that Country. Including a few Translations from the Chinese Language, and some Observations on our Intercourse with that Country. *Third Edition*. 8vo. 10s. 6d.
- STEPHENS' (J. L.) Incidents of a First and Second Visit to Central America and Yucatan. *New Edition*. Post 8vo. *In Preparation*.
- STEVENS' (WM., M.D.) Observations on the Healthy and Diseased Properties of the Blood. 8vo. 15s.
- STISTED'S (MRS. HENRY) Letters from the Bye-Ways of Italy. Plates. 8vo. 18s.
- STOTHARD'S (THOS. R. A.) Life. With Personal Reminiscences. By Mrs. BRAY. With Portrait, and 60 Woodcuts of his chief works. 4to. 21s.
- STRONG'S (REV. CHARLES) Specimens of Italian Sonnets. From the most celebrated Poets, with Translations. 8vo. 6s.
- SUTTON (HON. H. MANNERS). Some Account of the Courts of London and Vienna, at the end of the Seventeenth Century, extracted from the Official and Private Correspondence of Robert Sutton (late Lord Lexington) while British Minister at Vienna, 1694-98. 8vo. 14s.
- SUVERN'S ARISTOPHANES. The Birds and the Clouds. Translated by W. R. HAMILTON, F.R.S. 2 Vols. Post 8vo. 9s.
- SYDENHAM'S (LORD) Memoirs. With his Administration in Canada. By G. POULET SCOPE, M.P. *Second Edition*. Portrait. 8vo. 9s. 6d.
- TAIT'S (DEAN OF CARLISLE,) Suggestions offered to the Theological Student under present Difficulties. Five Discourses preached before the University of Oxford. Post 8vo. 6s. 6d.
- TALBOT'S (H. FOX) English Etymologies. 8vo. 12s.
- TAYLOR'S (HENRY) Notes from Life and Books. *Third Edition*. 2 Vols. Post 8vo. 15s.
- (J. E.) Fairy Ring. A Collection of Stories for Young Persons. From the German. With Illustrations by RICHARD DOYLE. *Second Edition*. Woodcuts. Fcap. 8vo. 7s. 6d.
- Michael Angelo considered as a Philosophic Poet. *Second Edition*. Post 8vo. 5s.

- TENNENT'S (SIR JAMES EMERSON) Christianity in Ceylon. Its Introduction and Progress under the Portuguese, Dutch, British, and American Missions. With an Historical Sketch of the Brahmanical and Buddhist Superstitions. Woodcuts. 8vo. 14s.
- THEOPHILUS' (THE MONK) Essay upon Various Arts; forming an Encyclopædia of Christian Art of the 11th Century. Translated, with Notes, by ROBERT HENDRIE. 8vo. 21s.
- THORNTON'S (WM. T.) Plea for Peasant Proprietors; with the Outlines of a Plan for their Establishment in Ireland. Post 8vo. 7s. 6d.
- THREE-LEAVED MANUAL OF FAMILY PRAYER; arranged so as to save the trouble of turning the Pages backwards and forwards. Royal 8vo. 2s.
- TICKNOR'S (GEORGE) History of Spanish Literature. With Criticisms on particular Works, and Biographical Notices of Prominent Writers. 3 Vols. 8vo. 42s.
- TREMENHEERE'S (SEYMOUR) Political Experience from the Wisdom of the Ancients. A Manual for every Elector. With a Preface. Fcap. 8vo. (*In the Press*).
- TURNBULL'S (P. E.) Narrative of Travels in Austria, with Remarks on its Social and Political Condition. 2 Vols. 8vo. 24s.
- TWISS' (HORACE) Public and Private Life of Lord Chancellor Eldon, with Selections from his Correspondence. Portrait. *Third Edition*. 2 Vols. Post 8vo. 21s.
- VAUGHAN'S (REV. DR.) Sermons on Various Occasions. 8vo. 12s. 6d.
- Preached in Harrow School. 8vo. 10s. 6d.
- Nine Sermons. 12mo. 5s.
- VAUX'S (W. S. W.) Handbook to the Antiquities in the British Museum; being a Description of the Remains of Greek, Assyrian, Egyptian, and Etruscan Art preserved there. With 300 Woodcuts. Post 8vo. 7s. 6d.
- VENABLES' (REV. R. L.) Domestic Manners of the Russians. Described from a Year's Residence in that Country. Post 8vo. 9s. 6d.
- VOYAGE to the Mauritius and back, touching at the Cape of Good Hope, and St. Helena. By Author of "PADDIANA." Post 8vo. 9s. 6d.
- WAAGEN'S (DR.) Treasures of Art in Great Britain. Being an Account of the Chief Collections of Paintings, Sculpture, Manuscripts, Miniatures, &c., &c., in this Country. Obtained from Personal Inspection during Visits to England. 2 Vols. 8vo. *In Preparation*.
- WAKEFIELD'S (E. J.) Adventures in New Zealand, 1839—1844. With some Account of the Beginning of the British Colonisation of the Island. Map. 2 Vols. 8vo. 28s.
- WALKS AND TALKS. A Story-book for Young Children. By AUNT IDA. With Woodcuts. 16mo. 5s.
- WARD'S (ROBERT PLUMER) Memoir, Correspondence, Literary and Unpublished Diaries and Remains. By the HON. EDMUND PHIPPS. Portrait. 2 Vols. 8vo. 28s.
- WASHINGTON'S (GENERAL) Life. By WASHINGTON IRVING. Post 8vo. *Nearly Ready*.

- WATT (JAMES); an Historical Eloge. By M. ARAGO. Translated, with Notes. By J. P. MUIRHEAD. Svo, 8s. 6d.; or 4to, 21s.
- Correspondence on his Discovery of the Theory of the Composition of Water. Edited, with Notes, by J. P. MUIRHEAD. Portrait. Svo, 10s. 6d.; or 4to, 24s.
- WELLESLEY'S (REV. DR.) *Anthologia Polyglotta*; a Selection of Versions in various Languages, chiefly from the Greek Anthology. Svo, 15s.; or 4to, 42s.
- WELLINGTON (THE DUKE OF). Selections from his Despatches and General Orders. By the late COL. GURWOOD. *A New and Cheaper Edition*. 1 Vol. Svo. 18s.
- WILBERFORCE'S (BISHOP OF OXFORD) Charge to his Clergy in Nov. 1851. Svo.
- (ARCHDEACON) on Church Courts and Church Discipline. Svo. 7s.
- Incarnation of our Lord Jesus Christ in its relation to Mankind. *Third Edition*. Svo. 12s.
- Doctrine of Holy Baptism, with Remarks upon the REV. W. GOODE'S Effects of Infant Baptism. *Third Edition*. Svo. 7s. 6d.
- Sermons on the New Birth of Man's Nature. Svo. 8s.
- History of Erastianism. *Second Edition*. Post Svo. 3s.
- WILKIE'S (SIR DAVID) Life, Journals, Tours, and Critical Remarks on Works of Art, with a Selection from his Correspondence. By ALLAN CUNNINGHAM. Portrait. 3 Vols. Svo. 42s.
- WILKINSON'S (SIR J. G.) Private Life, Manners, and Customs of the Ancient Egyptians. With 600 Illustrations. *Third Edition*. 5 Vols. Svo. 4l. 4s.
- Dalmatia and Montenegro; with a Journey to Mostar in Hertzegovina, and Remarks on the Slavonic Nations. Plates and Woodcuts. 2 Vols. Svo. 42s.
- Handbook for Egypt.—Thebes, the Nile, Alexandria, Cairo, the Pyramids, Mount Sinai, &c. Map. Post Svo. 15s.
- (G. B.) Working Man's Handbook to South Australia; with Advice to the Farmer, and Detailed Information for the several Classes of Labourers and Artisans. Map. 18mo. 1s. 6d.
- WOOD'S (LIEUT.) Voyage up the Indus to the Source of the River Oxus, by Kabul and Badakhshan. Map. Svo. 14s.
- WORDSWORTH'S (REV. DR.) Athens and Attica; a Journal of a Residence there. *Second Edition*. Plates. Svo. 12s.
- Fac-Similes of Ancient Writings on the Walls of Pompeii. *Second Edition*. Svo. 2s. 6d.
- King Edward Vith's Latin Grammar, for the Use of Schools. *Seventh Edition*, revised. 12mo. 3s. 6d.
- Accidence, printed separately for the Use of Junior Classes. 12mo. 2s.
- WORSAAE'S (J.J.A.) Account of the Danes and Northmen in England, Scotland, and Ireland. Woodcuts. Svo.





BOUND BY
STANANT & EDMONDS
LONDON

