

The complete art of cookery, exhibited in a plain and easy manner, with directions for marketing; the seasons for meat, poultry, fish, game, etc. and numerous useful family receipts, etc. / by Mrs. Glasse.

Contributors

Glasse, Hannah, 1708-1770.
University of Leeds. Library

Publication/Creation

London : published by J. Barr & Co., 1842.

Persistent URL

<https://wellcomecollection.org/works/cb224qpc>

Provider

Leeds University Archive

License and attribution

This material has been provided by This material has been provided by The University of Leeds Library. The original may be consulted at The University of Leeds Library. where the originals may be consulted.

This work has been identified as being free of known restrictions under copyright law, including all related and neighbouring rights and is being made available under the Creative Commons, Public Domain Mark.


You can copy, modify, distribute and perform the work, even for commercial purposes, without asking permission.



Wellcome Collection
183 Euston Road
London NW1 2BE UK
T +44 (0)20 7611 8722
E library@wellcomecollection.org
<https://wellcomecollection.org>

UNIVERSITY
LIBRARY
LEEDS

*The University Library
Leeds*



LEEDS UNIVERSITY

Classmark:

COOKERY

A GLA



3 0106 01123 446



Digitized by the Internet Archive
in 2015


<https://archive.org/details/b21532771>






COCKERY

K-1





THE COMPLETE
ART OF COOKERY,

EXHIBITED
IN A PLAIN AND EASY MANNER,
WITH
DIRECTIONS FOR MARKETING;

THE SEASONS FOR
MEAT, POULTRY, FISH, GAME, ETC.
AND
NUMEROUS USEFUL FAMILY RECEIPTS, ETC.

BY MRS. GLASSE.

L O N D O N :

PUBLISHED BY J. BARR & Co.

5, LITTLE FRIDAY STREET, CHEAPSIDE.

MDCCCXLII.



S. 145M

CONTENTS.

—000—

	PAGE.
DIRECTIONS HOW TO MARKET ..	25
Lamb	ib.
Veal	26
Mutton	ib.
Beef	27
Pork	ib.
HOW TO CHOOSE POULTRY ..	28
Capon	ib.
Cock and Hen Turkey	29
Cock and Hen	ib.
Tame and wild Goose	ib.
Wild and tame Ducks	ib.
Pheasants	30
Partridges	ib.
HOW TO CHOOSE FISH	30
Pike, Salmon, Carp, &c.	ib.
Turbot	ib.
Soles	21
Sturgeon	ib.
Herrings and Mackerel	ib.
Lobster	ib.
Prawn and Shrimp	32
Plaice and Flounder	ib.
Pickled Salmon	ib.
——— Red Herrings	ib.

DIRECTIONS FOR CARVING	..	32
Cod's Head	34
Edge bone of Beef	35
Sirloin of Beef	ib.
Calf's Head	36
Round or Buttock of Beef	..	ib.
Fillet of Veal	ib.
Breast of Veal	37
Shoulder of Mutton	ib.
Goose	38
Hare	39
Rabbits	40
Leg of Mutton	ib.
A Fowl	41
Pheasant	42
Partridge	43
Pigeon	44
Fore Quarter of Lamb	ib.
Haunch of Venison	45
Haunch of Mutton	ib.
Saddle of Mutton	ib.
Sucking Pig	46
JOINTS OF THE RESPECTIVE ANIMALS		49
Venison	ib.
Veal	ib.
Beef	50
Pork	ib.
Mutton	51
OF ROASTING, BOILING, &c.	..	52
Beef	ib.
Mutton and Lamb	53
Veal	ib.
Pork	54

To Roast a Pig	54
Another Way	55
Sauce for a Pig	ib.
To Bake a Pig	56
To Melt Butter	57
To Roast Geese, Turkeys, &c. ..	ib.
Sauce for a Goose	ib.
————— Turkey	ib.
————— Fowls	58
————— Ducks	ib.
————— Pheasants and Partridges	ib.
————— Larks	ib.
To Roast Woodcocks and Snipes ..	59
To Roast a Pigeon	ib.
To Boil a Pigeon	ib.
Directions for Geese and Ducks ..	60
To Roast a Hare	ib.
Sauce for a Hare	ib.
To Broil Steaks	61
Sauce for Steaks	62
General Directions for Broiling and Boiling	ib.
To Boil a Ham	ib.
To boil a Tongue	63
To boil Fowls, and House Lamb ..	ib.
Sauce for boiled Turkey	ib.
————— Goose	64
————— Ducks and Rabbits	ib.
To roast Venison	65
To dress a Haunch of Mutton ..	ib.
Sauce for Venison	ib.
To roast Mutton, Venison fashion ..	ib.
To keep Venison or Hare sweet, or to make them fresh when they stink	66

To roast a Tongue or Udder	67
——— Rabbits	ib.
——— Fowls	ib.
Rules for roasting Beef, Mutton, &c.	68
General directions concerning Beef, Mutton, Pork, Fowls, &c.	69
To keep Meat hot	71
TO DRESS GREENS, ROOTS, &c. ..	72
Spinach, Cabbage, and other vegetables	ib.
DIRECTIONS CONCERNING GARDEN THINGS	76
Beans and Bacon	ib.
To make gravy for Beef, Mutton, Fowls, &c.	77
To burn Butter for thickening sauce	78
To bake a Leg of Beef	ib.
——— an Ox's Head	79
——— Pickled Pork	ib.
TO DRESS FISH	ib.
Lobster Sauce	80
Shrimp Sauce	81
Anchovy Sauce	ib.
To dress a brace of Carp	ib.
To fry Carp	82
——— Tench	83
To boil Cod's Head	ib.
To Stew Cod	ib.
To bake Cod's Head	84
To boil Crimp Cod, &c.	85
Oyster Sauce	ib.
To dress a little Fish	ib.
To boil Mackerel	86
To boil a Turbot	ib.

To broil Salmon and other fish ..	87
To fry Herrings	88
To stew Eels with broth	ib.
To dress a Pike	ib.
To broil Haddocks when in high season	89
——— Cod Sounds	ib.
To dress Flat Fish	90
——— Salt Fish	ib.
To fry Lampreys	91
——— Eels	ib.
To broil Eels	92
To roast fresh Sturgeon	ib.
To boil Sturgeon	93
To crimp Cod the Dutch way ..	ib.
——— Scate	94
To boil Soles	ib.
To roast Lobsters	ib.
To make a fine dish of Lobsters ..	ib.
To dress a Crab	95
To stew Prawns, &c.	ib.
To make Scallops of Oysters ..	96
To stew Muscles	ib.
——— Scollops	97
MADE DISHES	ib.
To dress Scotch Collops	ib.
White Scotch Collops	98
Fillet of Veal with Collops ..	ib.
Force Meat Balls	ib.
Truffles and Morels	99
To stew Ox Palates	ib.
To ragoo a Leg of Mutton ..	100
A brown and white Fricassee ..	ib.
To fry Tripe	101
To stew Tripe	ib.

A fricassee of Pigeons	102
———— Lamb's Stones & Sweetbreads		ib.
To hash Calves heads	103
To bake a Calf's or Sheep's Head	104
To dress a Lamb's Head	105
To ragout a Neck of Veal	ib.
To boil a Leg of Lamb	ib.
To stew a Turkey or Fowl	106
———— Knuckle of Veal	107
To force a Sirloin of Beef	ib.
Beef-a-la-mode	ib.
Beef Collops	108
To stew Beef Steaks	109
To fry ditto	ib.
To stew a rump of Beef	ib.
To fricassee Neat's Tongues}	110
To stew Neat's Tongues whole	ib.
A Mutton hash	111
Pig's pettytoes	ib.
To dress a leg of Mutton like Venison		112
Baked Mutton Chops	ib.
To fry a Loin of Lamb	113
———— Ragout of Lamb	ib.
To stew Lamb or Calf's Head	114
Sweetbreads	115
To boil a Haunch or Neck of Venison		ib.
To roast Tripe	ib.
TO DRESS POULTRY	117
To roast a Turkey	ib.
To make mushroom sauce	118
———— Celery sauce	119
———— Egg sauce	ib.

To stew a Turkey brown	119
To force a Fowl	120
To broil chickens	121
——— Ducks or Rabbits	122
Directions for Roasting a Goose ..	123
To boil Pigeons	124
To boil Pig	ib.
To stew ditto	125
To roast Partridge	126
——— Pheasants	ib.
To boil ditto	ib.
To roast snipes and Woodcocks ..	127
To dress Plovers	ib.
To dress a jugged hare	128
To boil Rabbits	ib.
Cod Sounds broiled with gravy ..	129
Fried sausages	ib.
Collops and eggs	130
To dress cold Fowl and Pigeon ..	ib.
To mince veal	ib.
To fry cold veal	131
To toss up cold veal white	ib.
To hash cold Mutton	132
To hash Mutton like Venison	ib.
To make collops of cold Beef	133
General Rules for made dishes ..	ib.
OF SOUPS AND BROTHS	134
Strong broth for soup and gravy ..	ib.
Gravy for white sauce	ib.
——— Turkey, Fowl, &c.	135
——— Veal and Fish	ib.
Strong broth to keep for use	136
Green peas soup	ib.

Peas soup for winter	137
Mutton broth	ib.
Beef and Scotch barley broth ..	138
General rules in making broth ..	139
OF PUDDINGS	140
A Marrow pudding	ib.
A boiled suet ditto	ib.
A boiled plumb pudding	141
A Yorkshire pudding	ib.
A steak pudding	142
Suet Dumpling	ib.
To boil an Almond pudding ..	143
A sago pudding	ib.
A Millet pudding	144
An apple pudding	ib.
A rice pudding	ib.
To boil a Custard Pudding ..	145
—— a Batter Pudding	ib.
—— a Bread Pudding	146
—— a Plain Baked Pudding ..	ib.
—— an Apricot Pudding	147
—— a Bread and Butter Puddings	ib.
—— a Boiled Rice Pudding ..	ib.
To make a Quaking Pudding ..	148
—— a Cream Pudding	149
—— a Prune Pudding	ib.
—— an Apple Pudding	150
—— a Yeast Dumpling	ib.
—— a Norfolk Dumpling ..	151
—— a Hard Dumpling	ib.
—— an Apple Dumpling	ib.
Rules for making Puddings ..	152

PIES.	153
A Mutton Pie	ib.
Beef-Steak Pie	ib.
Ham Pie	154
Pigeon Pie	155
Giblet Pie	ib.
Duck Pie	156
Chicken Pie	ib.
Goose Pie	157
Venison Pasty	ib.
Mince Pies	158
Different sorts of Tarts	159
Paste for Tarts	161
Puff Paste	ib.
A good Crust for Great Pies	ib.
A Dripping Crust	ib.
Crust for Custards	162
Pastes for Crackling Crust	ib.
An Apple Pie	ib.
Cherry Pie	163
Eel Pie	ib.
Flounder Pie	164
Salmon Pie	ib.
Lobster Pie	165
VARIETY OF DISHES FOR LENT				165
A Rice Soup	ib.
Peas Porridge	166
Rice Milk	ib.
An Orange Fool	ib.
Plum Porridge, or Barley Gruel	ib.
Hasty Pudding	167
Apple Fritters	ib.
Pancakes	168
To bake Apples whole	ib.

To stew Pears	168
A Tansey	169
Stewed Spinach and Eggs			..	ib.
To collar Eels	170
To pickle, or bake Herrings			..	ib.
To Souse Mackerel	171
OF HOG'S PUDDING, SAUSAGES, &c.				ib.
Black Puddings	ib.
To Make Sausages		172
TO CURE HAMS, &c.		ib.
To Collar Beef	ib.
To Pickle Pork	173
Mutton Ham	174
Pork Ham	ib.
OF PICKLING	175
To Pickle Walnuts		ib.
———— Gherkins and French Beans				176
———— Large Cucumber			..	177
———— Beet Root	ib.
———— Onions	178
———— Red Cabbage	ib.
———— Shrimps	179
Rules for Pickling	ib.
OF MAKING CAKES, &c	180
A Pound Cake	ib.
Cheap Sead Cake	ib.
To Make Buns	181
OF CUSTARDS, PRESERVES, &c	..			ib.
Plain Custards	ib.
Calf's Foot Jelly	ib.
Currant Jelly	182
Raspberry Jam	ib.

A Fine Syllabub from the Cow	..	183
To Preserve Damsons whole	..	ib.
————— Gooseberries	..	184
————— Currants	..	185
————— Raspberries	..	ib.
————— Cherries	..	ib.
Ice Cream	..	186
To Make Catchup	..	ib.
Best Sort of Plum Pudding	..	187
RECIPES FOR THE SICK	..	188
White Wine Whey	..	ib.
Artificial Asses Milk	..	ib.
Balm Tea	..	ib.
Clear Broth to keep	..	189
Mutton Broth	..	ib.
Beef Tea	..	ib.
Calf's Feet Broth	..	ib.
Eel Broth	..	190
Tapioca Jelly	..	ib.
Chicken Pander	..	ib.
Eggs	..	191
Arrow Root	..	ib.
Isinglass	..	ib.
White Pot	..	ib.
Water Gruel	..	192
Barley Water	..	ib.
Caudle	..	ib.
Sago	..	193
Ground Rice Milk	..	ib.
Mustard Whey	..	ib.
A very refreshing Drink	..	ib.
Butter milk	..	194
Ale Posset	..	ib.

USEFUL FRENCH DISHES	..	194
Jelly Broth or Jelly Stock	..	ib.
Cabbage Soup	195
Soups of various Purees	ib.
Onion and Milk Soup	196
Giblet Soup	ib.
Puree of Onions	197
TOAST SERVICES	197
Ham or Bacon Toast	ib.
Anchovy paste	ib.
Veal Kidneys or Toast	198
Spinach on Toast	ib.
OF BEEF	198
Rump of Beef	ib.
Boiled Beef	199
Rump of Beef a-la mode	ib.
Neat's Tongue with fine Herbs	ib.
————— with Gherkins	202
————— with Parsley	ib.
OF VEAL	203
Breasts of Veal, fried	ib.
Veal Cutlet, breaded and boiled	ib.
————— a-la-Lyonnaise	204
Fricandeau of Veal	ib.
Fried Calves feet	205
OF MUTTON	205
Hashed Mutton	ib.
Minced Mutton	ib.
Mutton Chops	206
Neck of Mutton with Parsley	ib.
Hashed Mutton with Cucumber	207
Neck or Loin of Mutton	ib.

Harricot of Mutton	208
Slices of Mutton	209
Boiled Shoulder of Mutton	210
Shoulder of Mutton with onions	ib.
Sheep's tongues	211
Broiled Sheep Kidneys	ib.
OF LAMB	212
Quarter of Lamb, various ways	ib.
Fried slices of Lamb	ib.
Lamb's Head	ib.
—— Sweetmeats	213
PORK	214
Pork Kidneys	ib.
Roasted Pig	ib.
ALL SORTS OF MEAT	215
Hashed Roast Meat	ib.
Broiled Veal, or other Meats	ib.
Forcemeat and Stuffing	216
POULTRY	ib.
Instructions for preparing poultry before dressing	ib.
Turkey with truffles	217
Turkey Giblets	218
Turkey in its gravy	219
Fricasseed Turkey	ib.
Roast Chicken	ib.
Chicken a-la-Poele	220
—— boiled in paper	ib.
Stuffed Chicken	ib.
Chicken with Peas	221
Fried Chicken	ib.
Pullet, various ways	222

Chipoulate	222
Curry	223
Pullet with onions	ib.
Capon with rice	224
Rabbit en Gibelote	ib.
——— with herbs	225
Broiled Rabbit	ib.
Minced Rabbit	ib.
To preserve Geese	226
Ducks with turnips	ib.
——— with olives	227
BREWING, WINES, &c.	228
Rules for Brewing	ib.
To brew very fine Welsh Ale	231
——— Strong Beer or Ale	ib.
To refine Beer, Ale, Wine, Cyder	234
Extract of Malt for Coughs	ib.
To preserve Yeast	ib.
Remarks on English Wines	235
A rich and pleasant Wine	ib.
Raspberry and Currant wine	236
Black Currant Wine	237
Excellent Ginger Wine	ib.
Orange Wine	231
Excellent Cowslip Wine	239
White Elder Wine	240
Elder Wine	ib.
Excellent Raisin Wine	241
Raisin Wine with Cyder	ib.
——— without Cyder	242
Sack Mead	ib.
Cowslip Mead	ib.
Imperial	243
Ratafia	ib.

Raspberry B
 Method of n
 Verder, or M
 Norfolk Punc
 White Curran
 Lemonade ..
 Raspberry Vine

DAIRY

On the managem
 Observations respo
 To prepare Rennet
 To make Cheese
 To preserve Cheese so
 To make Sage Cheese
 ——— Cream Cheese
 ——— Rush Cream Che
 Observations respecting Butter
 To make Butter
 To preserve Butter ..
 To manage Cream for Whey Butter
 To scald Cream
 Butter-milk
 To keep Milk and Cream
 Syrup of Cream ib.
 Gallino Curds and Whey as in Italy 262
 To choose Butter at Market .. ib.

POULTRY YARD 263

Management of Fowls ib.
 To fatten Fowls or Chickens .. 266
 To choose and preserve Eggs .. ib.
 Feathers 267
 Ducks ib.
 Geese 268
 Turkeys 269

	270
	ib.
	271
LING ..	272
	ib.
	273
	ib.
ter ..	ib.
er ..	274
ne ..	ib.
Blanc Mange ..	ib.
	275
eserving ..	ib.
or sweetmeats ..	277
st Fruit ..	278
uts ..	ib.
odlins for several months	279
Gooseberries ..	ib.
— Damsons for Winter Pies	281
— Grapes as in Switzerland	282
— Grapes in Brandy ..	ib.
To preserve Fruits for Tarts, &c. ..	283
A beautiful preserve of Apricots ..	ib.
To preserve Apricots in Jelly ..	284
— Green Apricots ..	ib.
— Apricots, or Peaches in Brandy	285
To dry Apricots in half ..	ib.
Apricot Jam ..	ib.
To preserve Oranges or Lemons, in Jelly	286
To keep Oranges or Lemons, for Puddings	287
To preserve Citrons ..	ib.
— Strawberries, whole ..	288
— ————— in wine ..	ib.
To dry Cherries, with Sugar ..	ib.

To dry Cherries without ditto	..	289
Cherries in Brandy	290
Rolled Cherries	ib.
Cherry Jam	ib.
Currant Jam, black, red, and white	..	ib.
Currant Jelly, red and black	..	291
Apple Marmalade	ib.
Apple Jelly for preserving Fruits	..	292
Red Apples, in Jelly	ib.
Dried Apples	293
To preserve Siberian Crab Apples	..	ib.
———— Jargonel Pears	..	ib.
Gooseberry Jam for Tarts	..	ib.
———— Hops	295
Raspberry Jam	296
To preserve Currants	ib.
———— Green Gages	297
Damson Cheese	ib.
Mussel Plum Cheese	298
Biscuits of Fruit	ib.
Quince Marmalade	299
To preserve Quinces	ib.
Sweetmeats for Tarts	300
Almack	ib.
Magnum Bonum Plums	301
Candied Angelica	ib.
To keep Lemon Juice	302
CHEESE, ANCHOVY TOASTS, &c.	..	303
Stewed Cheese	ib.
Potted Cheese	ib.
Des Fondis	ib.
Fondue	304

Roast Cheese	304
Welsh Rabbit	ib.
To poach Eggs	305
Buttered Eggs	306
Scotch Eggs	ib.
Cold Butter	ib.
To make Ice Cream	307

BILLS OF FARE, FAMILY DINNERS, &c.
FOR EVERY MONTH IN THE YEAR.

Family Dinners	312
----------------	----	----	----	-----

A FEW USEFUL FAMILY RECIPES.

Indelible Ink for marking Linen	324
To make Black Ink	ib.
Shining Black Ink	ib.
Ink without Gall, &c	325
A curious Receipt for making Black Ink				ib.
Ink Powder	326
Red Ink	ib.
Green Ink	ib.
Yellow Ink	ib.
Blue Ink	327
Soda Water Powder	ib.
Ginger Beer Powder	ib.
Seidlitz Powder	ib.
Lemonade Powder	328
Ginger Beer	ib.
Brown Spruce Beer	329
White Spruce Beer	ib.
To make Liquid Blacking	330

Paste Blacking	330
Water-proof Composition for Leather or Cloth		ib.
To make Red Sealing-wax	331
———— Black Sealing-wax	ib.
———— Green ditto	ib.
———— Blue ditto	ib.
———— Yellow ditto	ib.
———— Soft Sealing-wax	ib.
Easy Method of breaking Glass in any Direction	332
To restore faded Writing	ib.
Preparation of Phosphorus	333
Salt of Lemons	334
To take stains out of Mahogany	ib.
Chemical Soap for removing Grease Spots		ib.
Test to distinguish Iron from Steel	335
Test to detect Arsenic	ib.
Green Sympathetic Ink	336
Indelible Ink useful to Chemists	ib.
Fulminating Gold	337
———— Silver	ib.
———— Quicksilver	338
———— Powder	ib.
To clean old Gold	340
Nankeen Dye	ib.
To stain Leather Gloves	ib.
To take Iron Stains out of Marble	ib.
Mixture to destroy Bugs	341
Chinese mode of rendering Cloth Waterproof		342
To clarify Quills	ib.
Gold Powder for Gilding without Heat	343
To ascertain the quantity of spirit contained in any Liquor	ib.
Paste for Sharpening Razors	344

Ink for Printing on Linen with Type ..	345
To prevent Ink from freezing, or turning mouldy	ib.
To produce a fac-simile of any writing ..	ib.
Parchment Glue	346
Strong compound Glue	ib.
Isinglass Glue	347
Isinglass size	ib.
Flour Paste	ib.
Chinese Paste	ib.
To weld Tortoise Shell	348
Cement for Metals	ib.
Mahogany coloured Cement	ib.
To make Gunpowder	ib.
To cause water to boil, &c.	349
Gold and Silver Powder for Painting ..	350
To Silver Copper or Brass	351
Preparation of Silverating Powder ..	ib.
The art of Soap-boiling	ib.
To produce white figures upon a black ground	352

THE COMPLETE ART OF COOKERY.

—000—

I BELIEVE I have attempted a branch of Cookery which nobody has thought worth their while to write on. but as I have both seen, and found by experience, that the generality of servants are greatly wanting in that point, I have taken on me to instruct them in the best manner I am capable ; and every servant that can read. will be capable of making a tolerable good cook ; and those who have the least notion of cookery, cannot miss of being very good ones.

I do not pretend to teach professed cooks, my design being to instruct the ignorant and unlearned, (which will likewise be of use in all private families,) and in so full and plain a manner, that the most ignorant person, that can but read, will know how to cook. As marketing must be the first branch of Cookery, I shall begin with that first.

DIRECTIONS HOW TO MARKET.

BUTCHERS' MEAT.

LAMB.

In a fore quarter of lamb mind the neck vein ; if it be an azure blue, it is new and good ; but if green or yellow, it is near tainting, if not tainted already. In the hinder quarter, smell under the

kidney, and try the knuckle ; if you meet with a faint scent, and the knuckle be limber, it is stale killed. For a lamb's head, mind the eyes ; if sunk or wrinkled, it is stale : if plump and lively, it is new and sweet. Lamb comes in in April, and holds good till the end of August.

VEAL.

If the bloody vein in the shoulder looks blue, or of a bright red it is new killed ; but if black, green or yellow, it is flabby and stale, if wrapped in wet cloths, smell whether it be musty or not. For the loin first taints under the kidney : and the flesh, if stale killed, will be soft and slimy.

The breast and neck taints first at the upper end, and you will perceive a dusky, yellow, or green appearance ; and the sweetbread on the breast will be clammy, otherwise it is fresh and good. The leg is known to be new by the stiffness of the joint ; if limber and the flesh seems clammy, and has green or yellow specks, it is stale. The head is known as the lamb's. The flesh of a bull-calf is more red and firm than that of a cow-calf, and the fat more hard curdled.

MUTTON.

If it be young, the flesh will pinch tender ; if old, it will wrinkle, and remain so ; if young, the fat will easily part from the lean ; if old, it will stick by strings and skins ; if ram mutton, the fat feels spongy, the flesh close grained and tough, not rising again when dented ; if ewe-mutton, the

flesh is paler than wether-mutton, a closer grain and easily parting. If there be a rot, the flesh will be pale, and the fat a faint white inclining to yellow, and the flesh will be loose at the bone. If you squeeze it hard, some drops of water will stand up like sweat. As to the newness and staleness, the same is to be observed as in lamb.

BEEF.

If it be right ox-beef, it will have an open grain, if young, a tender and oily smoothness; if rough and spongy, it is old, or inclined to be so, except the neck, brisket, and such parts as are very fibrous, which in young meat will be more rough than in other parts. A carnation, pleasant colour, betokens good spending meat: the suet, a curious white; yellow is not good.

Cow-beef is less bound and closer grained than ox, the fat whiter, but the lean somewhat paler; if young, the dent made with the finger will rise again in a little time.

Bull-beef is close grained, deep dusky red, tough in pinching, the fat skinny, hard, and has a rammish rank smell: and for newness, and staleness, this bought fresh has but few signs, the more material is its clamminess, and the rest your smell will inform you. If it be bruised, these places will look more dusky or blacker than the rest.

PORK.

If young, the lean will break in pinching between the fingers; and if you nip the skin with your nails,

it will make a dent : also if the fat be soft and pulpy, like lard : if the lean be tough, and the fat flabby and spongy, felling rough, it is old ; especially if the rind be stubborn, and you cannot nip it with your nails.

If a boar, though young, or a hog gelded at full growth, the flesh will be hard, tough, red, and ram-mish of smell ; the fat skinny and hard ; the skin thick and rough, and pinched up, will immediately fall again.

As for old or new killed, try the legs, hands and springs, by putting the finger under the bone that comes out ; if it be tainted, you will there find it by smelling the finger ; besides the skin will be sweaty and clammy when stale, but cool and smooth when new.

If you find little kernels in the fat of the pork, like haile-shot, it is measly, and dangerous to be eaten. Pork comes in in the middle of August, and holds good till Lady-day.

HOW TO CHOOSE POULTRY.

TO KNOW IF A CAPON IS A TRUE ONE, YOUNG OR OLD,
NEW OR STALE.

If it be young, his spurs are short, and his legs smooth ; if a true capon, a fat vein on the side of his breast, the comb pale, and a thick pale and rump : if new, he will have a hard close vent ; if stale, a loose open vent.

A COCK OR HEN TURKEY, TURKEY POULTS.

If the cock be young, his legs will be black and smooth, and his spurs short: if stale, his eyes will be sunk in his head, and the feet dry; if new, the eyes lively, and feet limber. Observe the like by the hens; and, moreover, if she be with egg, she will have a soft open vent; if not, a hard close vent. Turkey poults are known the same, their age cannot deceive you.

A COCK, HEN, &c.

If young, his spurs are short and dubbed; but take particular notice they are not pared or scraped; if old, he will have an open vent; but if new, a close hard vent. And so of a hen for newness or staleness; if old, her legs and comb are rough: if young, smooth.

A TAME, WILD, AND BRAN GOOSE.

If the bill be yellow, and she has but a few hairs, she is young; but if full of hairs, and the bill and foot red, she is old; if new, limber footed; if stale, dry-footed. And so of a wild and bran goose.

WILD AND TAME DUCKS.

The duck, when fat, is hard and thick on the belly; if not, thin and lean; if new, limber-footed, if stale, dry-footed. A true wild duck has a red foot, smaller than the tame one.

PHEASANT, COCK AND HEN.

The cock, when young, has dubbed spurs; when old, sharp small spurs: if new, a fat vent; if stale, an open flabby one. The hen, if young, has smooth eggs, and her flesh of a curious grain; if with egg, she will have a soft open vent; if not, a close one. For newness or staleness, as the cock.

PARTRIDGE, COCK AND HEN.

The bill white, and the legs blue, show age; for if young, the bill is black, and the legs yellow; if new, a fast vent; if stale, a green and open one. If full crops, and they have fed on green wheat they may taint there; for this smell the mouth.

HOW TO CHOOSE FISH.

TO CHOOSE SALMON, PIKE, CARP, TENCH, SHAD, &c.

ALL these are known to be new or stale by the colour of the gills, their easiness or hardness to open, the hanging or deeping up of the fins, the standing out or sinking of the eyes, and by smelling the gills.

TURBOT.

He is chosen by his thickness and plumpness, and if his belly be of a cream colour, he must spend

well; but if thin, and his belly of a blueish white he will eat very loose.

SOLES.

These are chosen by their thickness and stiffness. When their bellies are of a cream color, they spend firmer.

STURGEON.

If it cuts without crumbling, and the veins and gristles give a true blue where they appear, and the flesh a perfect white, then conclude it to be good.

FRESH HERRINGS AND MACKEREL.

If their gills are of a lively shining redness, their eyes stand full, and the fish is stiff, then they are new; but if dusky and faded, or sinking and wrinkled, and tails limber, they are stale.

LOBSTERS.

Choose by their weight; the heaviest are best, if no water be in them; if new, the tail will pull smart like a spring; if full, the middle of the tail will be full of hard, or red skinned meat. A cock lobster is known by the narrow back parts of the tail, and the two uppermost fins within the tail are stiff and hard; but the hen is soft, and the back of her tail broader.

PRAWNS, SHRIMPS, AND RAY-FISH.

The first, if stale, will be limber, and cast a kind of slimy smell, their colour fading, and when slimy, the latter will be limber in the claws and joints, their red color blackish and dusk, and will have an ill smell under their throats; otherwise all of them are good.

PLAICE AND FLOUNDERS.

If they are stiff, and their eyes be not sunk or look dull, they are new; the contrary when stale. The best sort of plaice look blue on the belly.

PICKLED SALMON.

If the flesh feels oily, and the scales are stiff and shining, and it comes in flakes, and parts without crumbling, then it is new and good, and not otherwise.

PICKLED AND RED HERRINGS.

For the first, open the back to the bone, and if the flesh be white, flaky, and oily, and the bone white, or a bright red, they are good. If the latter carry a good gloss, part well from the bone, and smell well, then conclude them to be good.

DIRECTIONS FOR CARVING.

THE carving-knife for a lady should be light, of a middling size, and with a very fine edge. Strength is not so much required as address, in the manner of using it: in order to facilitate this the cook should give orders to the butcher to divide the joints of the bones of all carcass joints of mutton, lamb, and veal, such as the neck, breast, and loin; which may then be easily cut into thin slices attached to the adjoining bones. If the whole of the meat belonging to each bone should be too thick, a small slice may be taken off between every two bones.

The fleshy joints (as fillet of veal, leg or saddle of mutton, and beef) are to be helped in thin slices, neatly cut and smooth; observing to let the knife pass down to the bone in the beef and mutton joints.

The dish should not be too far off the carver; as it gives an awkward appearance, and makes the task more difficult. Attention should be paid to help every one to a part of such as is considered best.

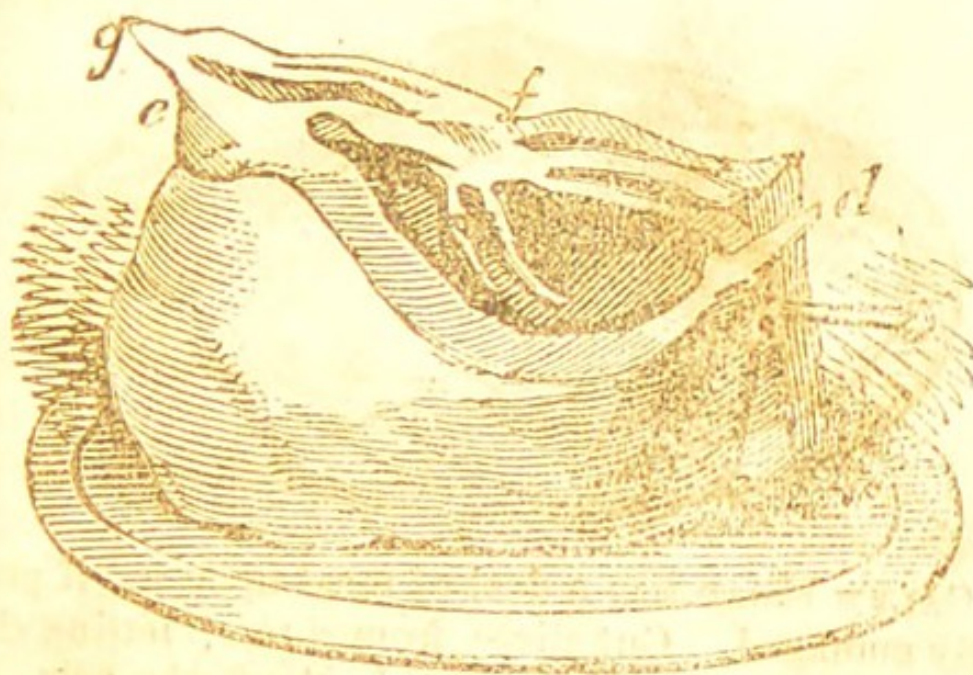
In helping fish, take care not to break the flakes; which in cod and every fresh salmon are large, and contribute much to the beauty of its appearance. A fish-knife not being sharp, divides it best on this account. Help a part of the roe, milt, or liver, to each person. The heads of carp, part of those of cod and salmon, sounds of cod, and fins of turbot,

are likewise esteemed niceties, and are to be attended to accordingly.

In cutting up any wild-fowl, duck, goose, or turkey, for a large party, if you cut the slices down from pinion to pinion, without making wings, there will be more prime pieces.



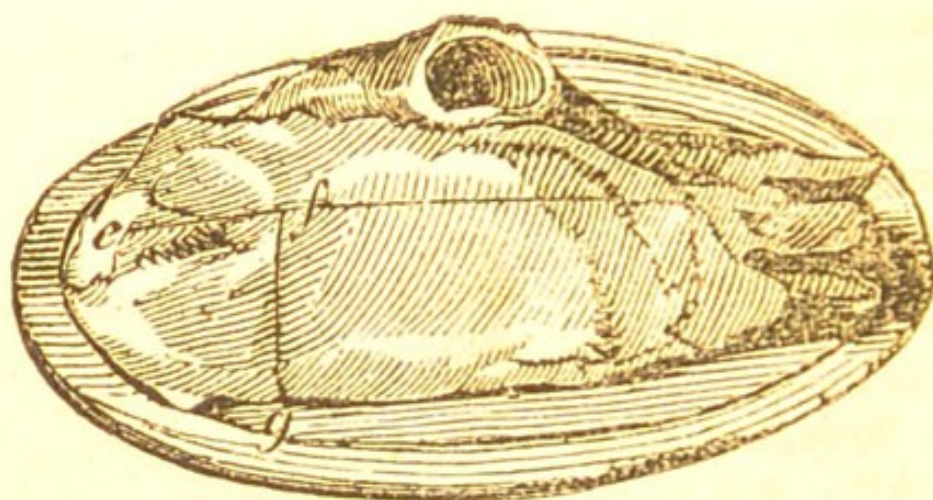
COD'S HEAD.—Fish in general requires very little carving, the fleshy parts being principally esteemed. A cod's head and shoulders, in season, properly cooked, is a genteel and handsome dish. It should be served with a fish trowel, and the parts about the back-bone or the shoulders are the most firm and the best. Take off a piece quite down to the bone, in the direction *d. e, f, g*, putting in the spoon at *d, f*, and with each slice give a piece of the sound, which is underneath the back bone inside the fish, the meat of which is thin, and the flesh darker coloured than the fish itself. About the head are many delicate parts, and a deal of the jelly kind; of which, and the tongue, and the palate, some persons are particularly fond.



EDGE-BONE OF BEEF.—Cut off a slice an inch thick all the way from *d* to *e*, and then help. The soft fat which resembles marrow lies at the back of the bone, below *f*; the firm fat at *g* must be cut in horizontal slices. As tastes differ, it is proper to ask what part is preferred. The skewer that keeps the meat properly together when boiling is at *d*.

SIRLOIN OF BEEF may be begun either at the end, or by cutting into the middle. It is usual to inquire whether the outside or the inside is preferred. For the outside, the slices should be cut down to the bones; and the same with every following helping. Slice the inside likewise, and give with each piece some of the soft fat.

The inside done as follows eats excellently. Have ready some shallot-vinegar boiling hot: mince the meat large, and a good deal of the fat; sprinkle it with salt and pour the shallot-vinegar and the gravy on it. Help with a spoon, as quick as possible, on hot plates.



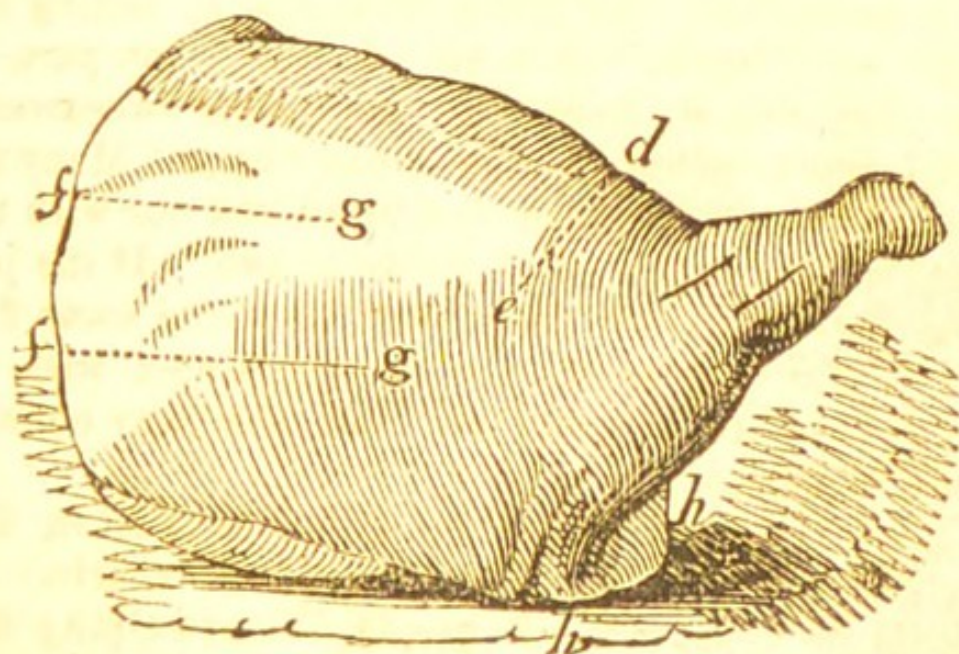
CALF'S HEAD has a deal of meat upon it, if properly managed. Cut slices from *d* to *e*, letting the knife go close to the bone. In the fleshy part, at the neck end *d*, there lies the throat sweetbread, which you may cut in slices from *f* to *g*. Many are fond of the eye; which you must cut out with the point of the knife, and divide in two. If the jaw bone be taken off, there will be found some fine lean. The carver should be acquainted with all things that are thought so, that she may equally distribute them.

ROUND OR BUTTOCK OF BEEF is cut in the same way as fillet of veal, in the next article. It should be kept even all over. When helping the fat, observe not to hack it, but cut it smooth. A deep slice should be cut off the beef before you begin to help, as directed above for the edge-bone.

FILLET OF VEAL.—In an ox this part is round of beef. Ask whether the brown outside be liked, otherwise help the next slice. The bone is taken out, and the meat tied close, before dressing; which makes the fillet very solid. It should be cut thin, and very smooth. A stuffing is put into the flap,

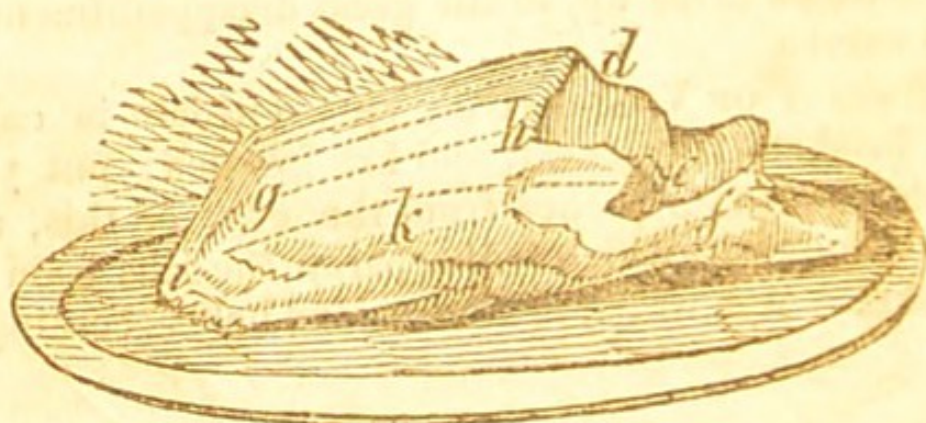
which covers it; you must cut deep into this, and help a thin slice, as likewise of fat. From carelessness in not covering the latter with paper, it is sometimes dried up, to the great disappointment of the carver.

BREAST OF VEAL.—One part (which is called the brisket) is thickest, and has gristles; put your knife about four inches from the edge of this, and cut through it, which will separate the ribs from the brisket. Ask which is chosen, and help accordingly.



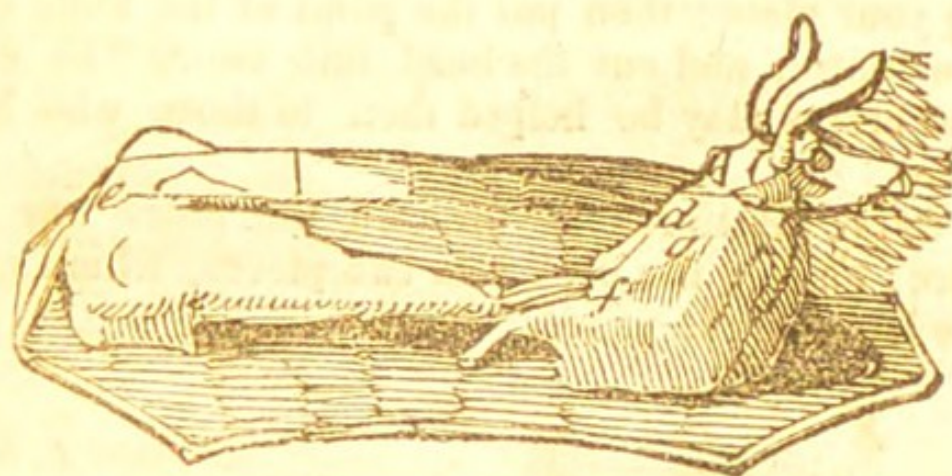
SHOULDER OF MUTTON.—This is an excellent joint, and by many preferred to the leg; it being very full of gravy, if properly roasted. When it is first cut, it should be in the hollow part of it, in the direction of *d, e*, and the knife should be passed deep to the bone. The prime part of the fat lies at the outer edge, and should be cut in thin slices in the direction *h, h*. If there are many at table, and the hollow part cut in the line *d, e*, is eaten, some

very delicate slices may be cut out in the direction *f, g.*



GOOSE.—Cut off the apron in the line *d, h, e,* and pour into the body a glass of port wine; and a large tea-spoonful of mustard, first mixed at the sideboard. Turn the neck end of the goose towards you, and cut the whole breast in long slices from one wing to another; but only remove them as you help each person, unless the company is so large as to require the legs likewise. This way gives more prime bits than by making wings. Take off the leg, by putting the fork into the small end of the bone, pressing it to the body, and having passed the knife at *k,* turn the leg back, and, if a young bird, it will easily separate. To take off the wing put your fork into the small end of the pinion, and press it close to the body; then put in the knife at *i,* and divide the joint, taking it down in the direction *k.* Nothing but practice will enable people to hit the joint exactly on the first trial. When the leg and wing of one side are done, go on to the other; but it is not often necessary to cut by the whole goose, unless the company be very large. There are two side bones by the wing, which may

be cut off, as likewise the back and side bones; but the best pieces are the breast, and the thighs after being divided from the drumsticks.

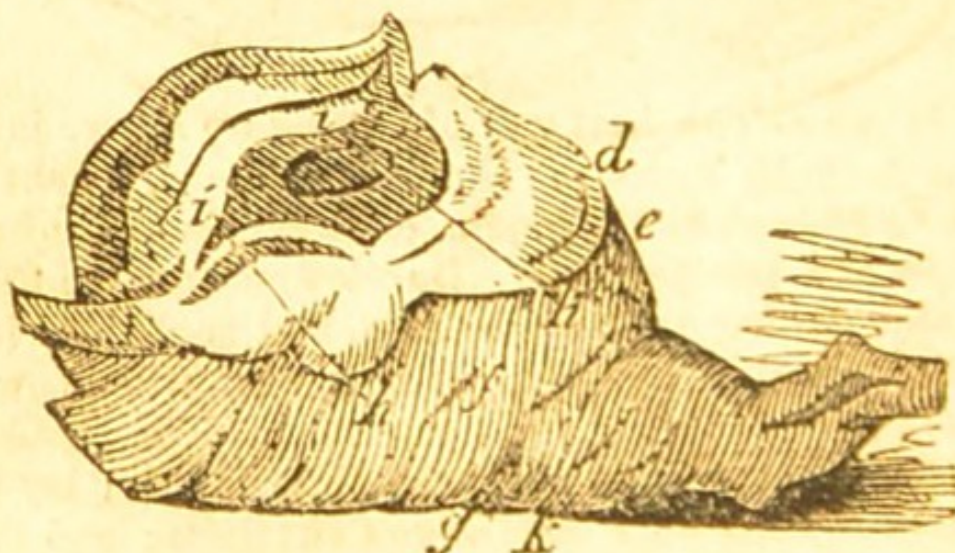


HARE.—The best way of cutting up a hare is to put the knife under the shoulder at *d*, and so cut all the way down to the rump, on the side of the back bone, in the line *d, e*. Do the same on the other side, so that the whole hare will be divided into three parts. Cut the back into four, which, with the legs, is the part most esteemed. The shoulder must be cut off in a circular line, as *f, a*; lay the pieces neatly on a dish as you cut them; and then help the company, giving some gravy and pudding to every person.

This way can only be practised when the hare is young; if old, do not divide it down, which will require a strong arm, but put the knife between the leg and back, and give it a little turn inwards at the joint; which you must endeavour to hit, and not to break by force. When both legs are taken off, there is a fine collop on each side the back; then divide the back into as many pieces as you please, and take off the shoulders, which are by many pre-

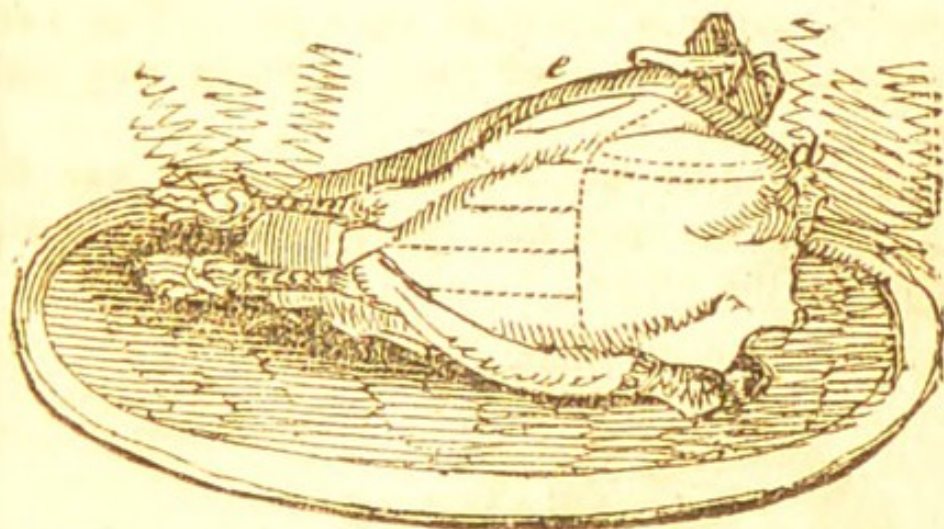
ferred, and are called the sportsman's pieces. When every one is helped, cut off the head, put your knife between the upper and lower jaw, and divide them, which will enable you to lay the upper-flat on your plate; then put the point of the knife into the centre, and cut the head into two. The ears and brains may be helped then to those who like them.

Carve RABBITS as directed the latter way for hare; cutting the back into two pieces, which with the legs are the prime.




LEG OF MUTTON.—A leg of wether mutton, (which is the best flavoured) may be known by a round lump of fat at the edge of the broadest part. The best part is in the mid-way, at *e*. Begin to help there, by cutting thin deep slices to *f*. If the outside is not fat enough, help some from the broad end in the direction of *h i*. This part is very juicy, but many prefer the knuckle, which is tender though dry. There are some very fine slices at the back of the leg, which must be cut lengthwise. To cut

out the cramp bone, take hold of the shank with your left hand, and cut down to the thigh bone at *k*, then pass the knife under the cramp bone in the direction of *g*, *k*.



A FOWL.—A boiled fowl's legs are bent inwards and tucked into the belly; but before it is served, the skewers are to be removed. Lay the fowl on your plate; and place the joints, as cut off, on the dish. Take the wing off in the direction of *e* to *d*, in the annexed engraving, only divide the joint with your knife; and then with your fork lift up the pinion, and draw the wing towards the legs, and the muscles will separate in a more complete form than if cut. Slip the knife between the leg and body, and cut to the bone; then with the fork turn the leg back, and the joint will give way if the bird is not old. When the four quarters are thus moved, take off the merrythought from *f*, and the neck-bones; these last by putting in the knife at *f*, and pressing it under the long broad part of the bone in the line *f*, *e*: then lift it up, and break it off from the part that sticks to the breast. The next thing

is, to divide the breast from the carcass, by cutting through the tender ribs close to the breast, quite down to the tail. Then lay the back upwards, put your knife into the bone half-way from the neck to the rump, and on raising the lower end it will separate readily. Turn the rump from you, and very neatly take off the two sidesmen, and the whole will be done. As each part is taken off, it should be turned neatly on the dish: and care should be taken that what is left goes properly from the table. The breast and wings are looked upon as the best parts; but the legs are most juicy in young fowls. After all, more advantage will be gained by observing those who carve well, and a little practice, than by any printed directions whatever.




PHEASANT.—The bird, as above, is trussed for the spit, with its head under one of its wings. When the skewers are taken out, and the bird served, the following is the way to carve it:—

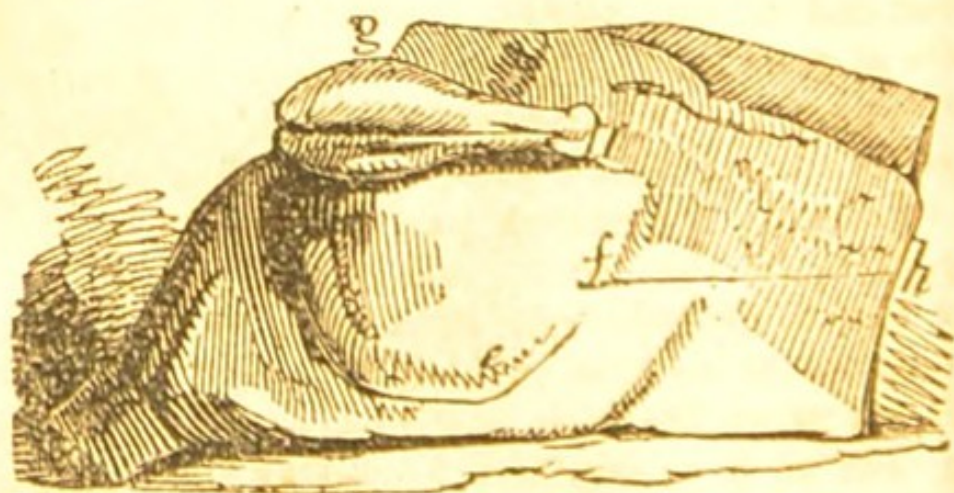
Fix your fork in the centre of the breast; slice it down the lines *e, d*; take off the leg on the side of the line *d, h*; then cut off the wing on the same side, in the line *f, d*. Separate the leg and the wing on the other side, and then cut off the slices of breast you divided before. Be careful how you take off the wings, for if you cut too near the neck, as at *k*, you will hit the neck bone, from which the wing must be separated. Cut off the merrythought in the line *i, k*, by passing the knife under it towards the neck. Cut the other parts as in a fowl. The breast, wings, and merrythought are most esteemed, but the leg has a high flavour.



PARTRIDGE.—The partridge is here represented as just taken from the spit; but, before it is served up, the skewers must be withdrawn. It is cut up in the same manner as a fowl. The wings must be taken off at *d, d*. The prime parts of a partridge are the wings, breast, and merrythought, but the bird being small, the two latter are not often divided. The wing is considered as the best, and the middle of it reckoned the most delicate morsel of the whole.

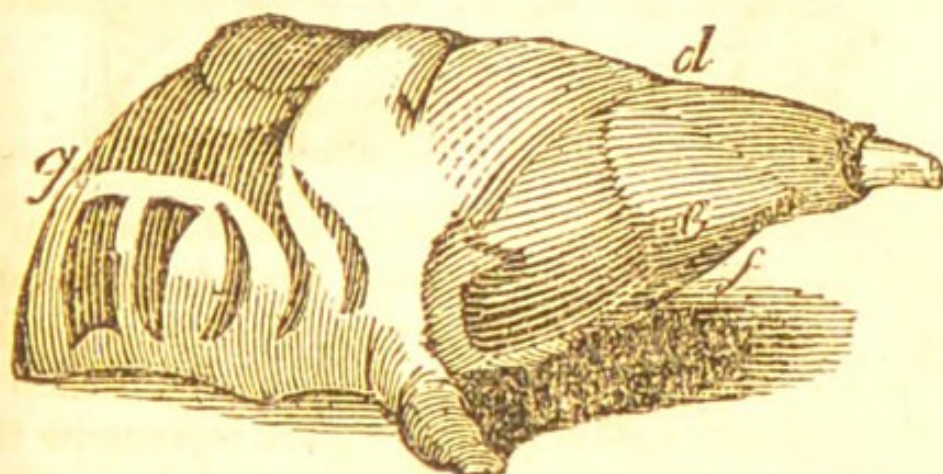


PIGEONS.—Cut them in half, either from top to bottom or across. The lower part is generally thought best; but the fairest way is to cut from the neck to *d*, rather than from *e* to *f*, by *d*, which is the most fashionable. The figure represents the back of the pigeon; and the direction of the knife is the line *c, f*, by *a* if done the last way.



FORE QUARTER OF LAMB.—Separate the shoulder from the scoven (which is the breast and ribs) by passing the knife under the direction of *e, f, g* in the above figure; keeping it towards you horizontally, to prevent cutting the meat too much of

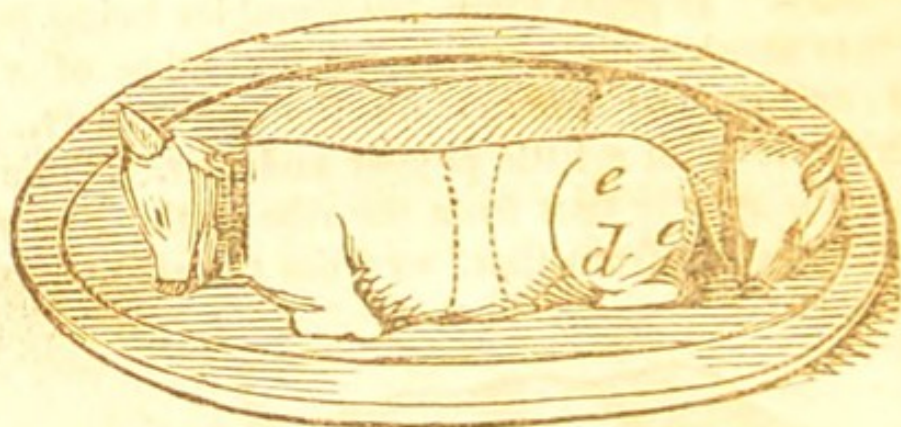
the bones. If grass lamb, the shoulder being large, put into another dish. Squeeze the juice of a Seville orange (or lemon) on the other part, and sprinkle it with a little pepper and salt. Then separate the gristly part from the ribs in the line *f, h*, and help either from that, or from the ribs, as may be chosen.



HAUNCH OF VENISON.—Cut down to the bone in the line *d, e, f*, to let out the gravy; then turn the broad end of the haunch toward you, put in the knife at *e*, and cut as deep as you can to the end of the haunch *g*: then help in thin slices, observing to serve each person with some fat. There is more fat (which is a favourite part), on the left side of *g*, than on the other; and those who help must take care to proportion it, as likewise the gravy, according to the number of the company.

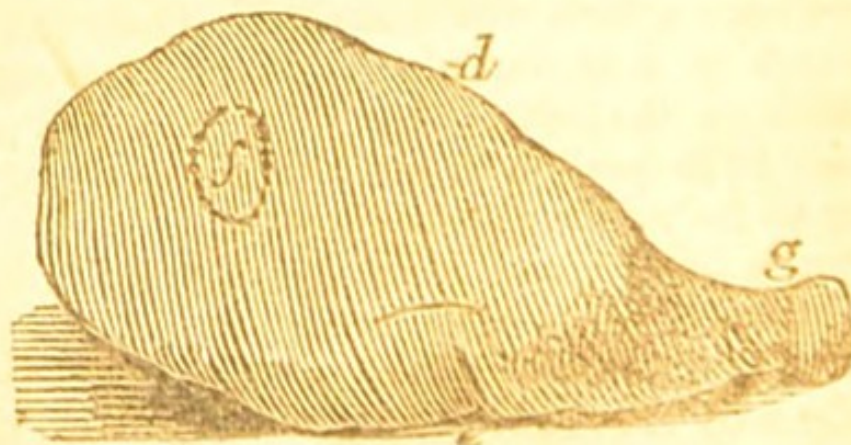
HAUNCH OF MUTTON is the leg and part of the loin, cut so as to resemble haunch of venison, and is to be helped at table in the same manner.

SADDLE OF MUTTON.—Cut long thin slices from tail to the end, beginning close to the back bone. If a large joint, the slice may be divided. Cut some fat from the sides.



SUCKING PIG.—The cook usually divides the body before it is sent to table, and garnishes the dish with the jaws and ears.

The first thing is, to separate a shoulder from the carcass on one side, and then the leg, according to the direction given by *d, e, e*. The ribs are then to be divided into two helpings; and an ear and jaw presented with them, and plenty of sauce. These joints may either be divided into two each, or pieces may be cut from them. The ribs are reckoned the finest part, but some people prefer the neck end between the shoulders.

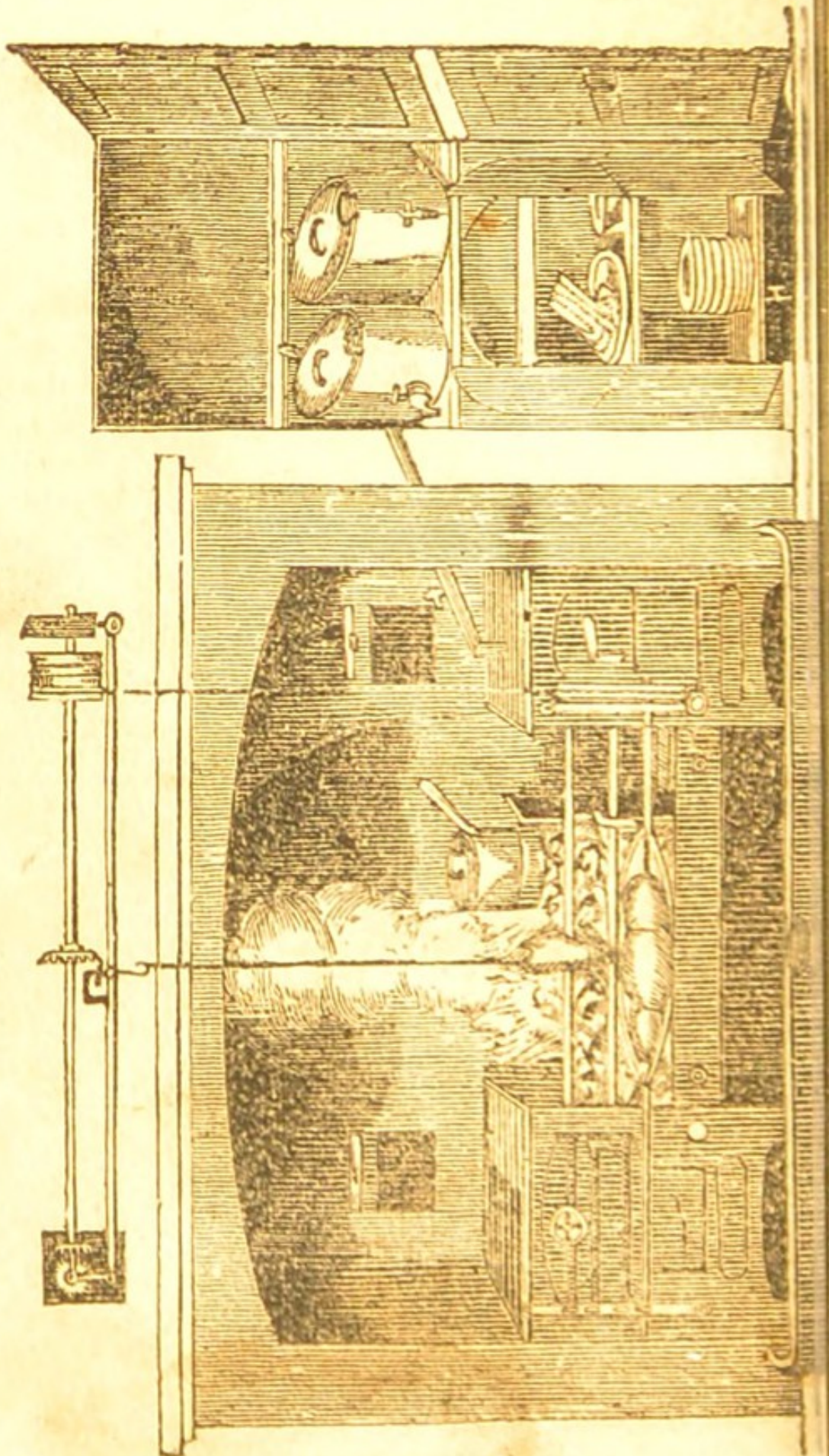


HAM may be cut three ways: the common method is, to begin in the middle, by long slices from *d* to

from the centre through the thick fat. This brings to the prime at first; which is likewise accomplished by cutting a small round hole on the top of the ham, as at *f*, and with a sharp knife enlarging that by cutting successive thin circles; this preserves the gravy, and keeps the meat moist.

The last and most saving way is, to begin at the hock end (which many are most fond of), and proceed onwards.

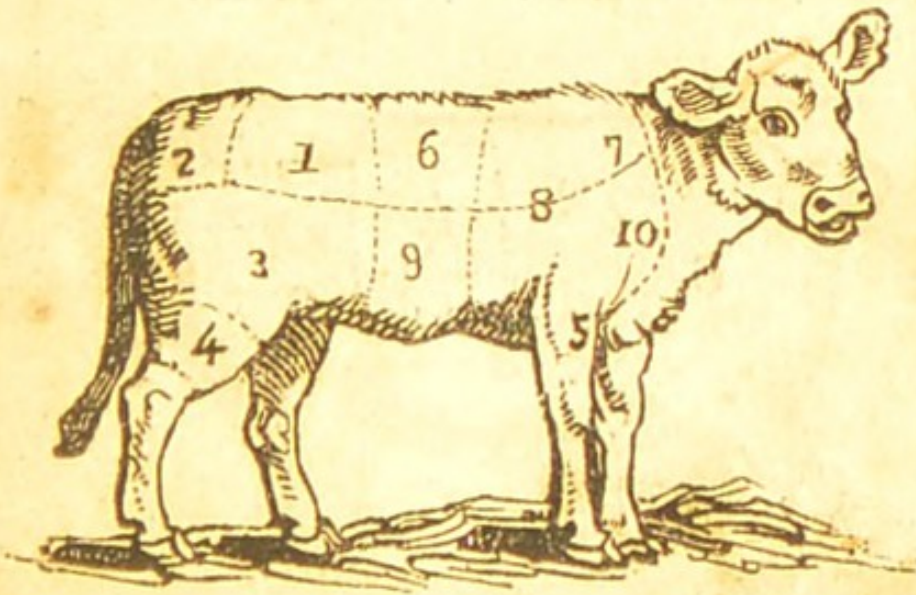
Ham that is used for pies, &c. should be cut from the underside, first taking off a thick slice.



JOINTS OF THE RESPECTIVE ANIMALS.

VENISON.

- | | |
|------------|--------------|
| 1. Haunch. | 3. Shoulder. |
| 2. Neck. | 4. Breast. |



VEAL.

- | | |
|---------------------|--------------------------|
| 1. Loin, best End. | 6. Neck, best End. |
| 2. Loin, Chump End. | 7. Neck, Scrag End. |
| 3. Fillet. | 8. Blade Bone. |
| 4. Hind Knuckle. | 9. Breast, best End. |
| 5. Fore Knuckle. | 10. Breast, Brisket End. |


BEEF.

Hind Quarter.

1. Sirloin.
2. Rump.
3. Edge-Bone.
4. Buttock.
5. Mouse-Buttock.
6. Veiny Piece.
7. Thick Flank.
8. Thin Flank.
9. Leg.
10. Fore Rib; 5 Ribs.

Fore Quarter.

11. Middle Rib: 4 Ribs.
12. Chuck; 3 Ribs.
13. Shoulder, or Leg of Mutton Piece.
14. Brisket.
15. Clod.
16. Neck, or Sticking-Piece.
17. Shin.
18. Cheek.



PORK.

1. The Sparerib.
2. Hand.
3. Belly or Spring.

4. Fore Loin.
5. Hind Loin.
6. Leg.



MUTTON.

1. Leg.
2. Loin, best End.
3. Soin, Chump End.
4. Neck, best End.
5. Neck, Scrag End.

6. Shoulder.

7. Breast.

A Chine is two Loins.

A Saddle is two Necks.

OF ROASTING, BOILING, &c.

THAT professed cooks will find fault with my touching on a branch of cookery which they never thought worth their notice, is what I expect. However, this I know, is the most necessary part of it; and few servants know how to roast and boil to perfection.

I shall begin with roast and boiled of all sorts, and the cook must order her fire according to what she is to dress. If any thing little or thin, then a brisk little fire, that it may be done quick and nice; if a very large joint, be sure a good fire be laid to cake; let it be clear at the bottom: and when the meat is half done, move the dripping-pan and spit a little from the fire, and stir up a brisk fire: for according to the goodness of the fire, your meat will be done soon or late.

BEEF.

Be sure to paper the top, and baste it well while roasting, and throw a handful of salt on it. When you see the smoke draw to the fire, it is near enough; take off the paper, baste it well, and dredge it with a little flour to make a fine froth. Never salt roast meat before you lay it to the fire, for it draws out the gravy. If you would keep it a few days before you dress it, dry it with a cloth, and hang it where the air will come to it; be sure there

is no damp place about it. When you take up your meat, garnish the dish with horse-radish.

MUTTON AND LAMB.

As to roasting of mutton, the loin, haunch, and saddle must be done as the beef above; but all other sorts of mutton and lamb must be roasted with a quick clear fire, and without paper; baste it when you lay it down; and just before you take it up, dredge it with a little flour: but be sure not to use too much, for that takes away all the fine taste of the meat. Some choose to skin a loin of mutton, and roast it brown without paper; but that you may do just as you please; but be sure always to take the skin off a breast of mutton.

VEAL.

As to veal be careful to roast it of a fine brown; if a large joint, a good fire; if small, a little brisk fire: if a fillet or loin, be sure to paper the fat, that you lose as little of that as possible; lay it some distance from the fire, till it is soaked, then lay it near the fire. When you lay it down, baste it well with good butter; and when it is near enough, baste it again, and dredge it with a little flour. The breast you must roast with the caul on till it is enough, and skewer the sweetbread on the outside of the breast. When it is nigh enough, take off the caul, baste it, and dredge it with a little flour.

PORK.

Pork must be well done, or it is apt to surfeit. When you roast a loin, take a sharp penknife and cut the skin across, to make the crackling eat the better. Cut the chine, and all pork that has the rind on. Roast a leg of pork thus: take a knife and score it; stuff the knuckle part with sage and onion, chopped fine with pepper and salt; or cut a hole under the twist, and put the sage, &c. there, and skewer it up with a skewer. Roast it crisp, because most people like the rind crisp, which they call crackling. Make apple sauce, and send up in a boat; then have a little drawn gravy to put in the dish. This they call a mock goose. The spring, or hand of pork, if young, roasted like a pig, eats very well, otherwise it is better boiled. The spare-rib should be basted with a bit of butter, a little dust of flour, and some sage shred small: but we never make any sauce to it but apple. The best way to dress pork griskins is to roast them, baste them with a little butter and sage, and pepper and salt. Few eat any thing with these but mustard.

TO ROAST A PIG.

Spit a pig, and lay it to the fire, which must be a very good one at each end, or hang a flat iron in the middle of the grate. Before you lay the pig down, take a little sage, shred small, a piece of butter as big as a walnut, and pepper and salt, put them in the pig, and sew it up with coarse thread; flour

it well over, and keep flouring it till the eyes drop out, or you find the crackling hard. Be sure to save all the gravy that comes out of it, which you must do by setting basons or pans under the pig in the dripping-pan, as soon as you find the gravy begins to run. When the pig is enough, stir the fire up brisk; take a coarse cloth, with about a quarter of a pound of butter in it, and rub the pig over till the crackling is crisp, then take it up. Lay it in a dish, and with a sharp knife cut off the head, then cut the pig in two, before you draw out the spit. Cut the ears off the head, and lay them at each end, cut the under jaw in two and lay on each side; melt some good butter, take the gravy you saved, and put it, in boil it, and pour it in the dish with the brains bruised fine, and the sage mixed together, and then send it to the table.

ANOTHER WAY TO ROAST A PIG.

Chop sage and onion very fine, a few crumbs of bread, a little butter, pepper, and salt, rolled up together; put it in the belly, and sew it up: before you lay down the pig, rub it all over with sweet oil. When done, take a dry cloth, and wipe it, then put it in a dish, cut it up, and send it to table with the sauce as above.

DIFFERENT SORTS OF SAUCE FOR A PIG.

You are to observe there are several ways of making sauce for a pig. Some do not love sage, only a crust of bread, but then you should have a little dried sage rubbed and mixed with the gravy

and butter. Some love bread sauce in a bason, made thus: take a pint of water, put in a good piece of crumb of bread, a blade of mace, and a little whole pepper; boil it about five or six minutes, then pour the water off, take out the spice, and beat up the bread with a good piece of butter. Some love a few currants boiled in it, a glass of wine, and a little sugar: but that you may do just as you like. Others take half a pint of beef gravy, and the gravy which comes out of the pig, with a piece of butter rolled in flour, two spoonfuls of ketchup, and boil them all together, then take the brains of the pig and bruise them fine: put these with the sage in the pig, and pour in the dish: it is a very good sauce. When you have not gravy enough come out of your pig with the butter for sauce, take half a pint of veal gravy, and add to it; or stew pettytoes, and take as much of that liquor as will do for sauce mixed with the other.

TO BAKE A PIG.

If you cannot roast a pig, lay it in a dish, flour it all over well and rub it over with butter; butter the dish you lay it in, and put it in the oven. When it is enough, draw it out of the oven's mouth and rub it over with a buttery cloth; then put it in the oven again till it is dry; take it out and lay it in a dish; cut it up, take a little veal gravy; and take off the fat in the dish it was baked in, and there will be some good gravy at the bottom; put that to it with a little piece of butter rolled in flour; boil it up, and put it in the dish with the brains and sage in the belly. Some love a pig brought whole

to table, then you are only to put what sauce you like in the dish.

TO MELT BUTTER.

In melting butter you must be very careful: let the saucepan be well tinned: take a spoonful of water, a little dust of flour, and butter cut in pieces, be sure to keep shaking the pan one way, for fear it should boil, when melted, let it boil and it will be smooth and fine. A silver pan is best.

TO ROAST GESE, TURKEYS, &c.

When you roast a goose, turkey, or fowl of any sort, singe them with a piece of white paper, and baste them with a piece of butter; dredge them with a little flour; and when the smoke begins to draw to the fire, and they look plump, baste them again, and dredge them with a little flour, and take them up.

SAUCE FOR A GOOSE.

For a goose make a little good gravy, and put it in a bason by itself, and some apple sauce in another.

SAUCE FOR A TURKEY.

For a turkey, good gravy in the dish, and bread or onion sauce in a bason.

SAUCE FOR FOWLS.

To fowls you should put good gravy in the dish and either egg or bread sauce in a bason.

SAUCE FOR DUCKS.

For ducks a little gravy in the dish, an onion in a cup, if liked.

SAUCE FOR PHEASANTS AND PARTRIDGES.

Pheasants and partridges should have gravy in the dish, and bread sauce in a cup, and poverroy sauce.

SAUCE FOR LARKS.

Roast larks, and all the time they are roasting baste them very gently with butter, and sprinkle crumbs of bread on them till they are almost done; then let them brown before you take them up.

The best way of making crumbs of bread is to rub them through a fine cullender, and put a little butter in a stew-pan; melt it, put in your crumbs of bread, and keep them stirring till they are of a light brown; put them in a sieve to drain a few minutes, lay your larks in a dish, and the crumbs all round, almost as high as the larks, with plain butter in a cup, and some gravy in another.

TO ROAST WOODCOCKS AND SNIPES.

Put them on a little spit: take a round of a three-penny loaf, and toast it brown, then lay it in a dish under the birds: baste them with a little butter and let the trail drop on the toast. When they are roasted, put the toast in the dish, lay the woodcocks on it, and have a quarter of a pint of gravy; pour it in a dish, and set it over a lamp or chafing dish for three minutes, and send them to table.

You are to observe, we never take any thing out of a woodcock or snipe.

TO ROAST A PIGEON.

Take some parsley shred fine, a piece of butter as big as a walnut, a little pepper and salt; tie the neck end tight; tie the string round the legs and ramp, and fasten the other end to the top of the chimney-piece. Baste with butter, and when they are enough lay them in a dish, and they will swim with gravy. You may put them on a little spit, and tie both ends close.

TO BROIL A PIGEON.

When you broil them, do them in the same manner, and take care your fire is clear, and set your gridiron high, that they may not burn, and have a little parsley and butter in a cup. You may split and broil them with a little pepper and salt: and you may roast them only with parsley and butter in a dish.

DIRECTIONS FOR GEESE AND DUCKS.

As to geese and ducks, you should have sage and onion shred fine, with pepper and salt put into the belly.

Put only pepper and salt into wild ducks, easterlings, wigeon, teal, and all other sorts of wild fowl, with gravy in the dish.

TO ROAST A HARE.

Take a hare when it is cased, truss it in this manner; bring the two hind-legs up to its sides, pull the fore legs back, put your skewer first into the hind-leg, then into the fore-leg, and thrust it through the body; put the fore leg on, and then the hind-leg, and a skewer through the top of the shoulder and back part of the head, which will hold the head up. Make a pudding thus: take a quarter of a pound of beef-suet, as much crumb of bread, a handful of parsley, chopped fine, sweet herbs of all sorts, such as basil, marjoram, winter savory, and a little thyme, chopped very fine, a little nutmeg grated, lemon-peel cut fine, pepper and salt: chop the liver fine, and put it in with two eggs, mix it and put it in the belly; sew or skewer it up; spit it, and lay it to the fire, which must be a good one.

DIFFERENT SORTS OF SAUCE FOR A HARE.

Take a pint of cream, and half a pound of fresh butter; put them in a saucepan, and keep stirring.

it with a spoon till the butter is melted, and the sauce is thick ; then take up the hare, and pour the sauce in a dish. Another way to make sauce for a hare, is to make good gravy, thickened with a little butter rolled in flour, and pour it on the dish. You may leave the butter out if you do not like it, and have currant jelly warmed in a cup, or red wine and sugar boiled to a syrup, done thus—take half a pint of red wine, a quarter of a pound of sugar, and set over a slow fire to simmer for a quarter of an hour. You may do half the quantity, and put it in a sauce-boat or bason.

TO BROIL STEAKS.

First have a very clear brisk fire ; let your gridiron be very clean ; take a chafing-dish, with a few hot coals out of the fire. Put the dish on it which is to lay your stakes on ; then take fine rump-steaks half an inch thick, put a little pepper and salt on them, lay them on the gridiron, and (if you like it) take a shalot or two, or a good onion, and cut it fine ; put it in a dish. Do not turn your steaks till the one side is done ; then when you turn the other side there will soon be a fine gravy lie on the top of the steak, which you must be careful not to lose. When the steaks are enough, take them carefully off into your dish, that none of the gravy be lost : have ready a hot dish and cover, and carry them hot to table.

DIRECTIONS CONCERNING THE SAUCE FOR STEAKS.

If you have pickles or horse-radish with steaks, never garnish your dish, because the garnish will become dry and the steaks cold; lay these things on little plates, and carry to table. The great nicety is to have them hot and full of gravy.

GENERAL DIRECTIONS CONCERNING BROILING.

As to mutton and pork steaks, you must keep them turning quick on the gridiron, and have your dish ready over a chafing dish of hot coals, and carry them to table covered hot. When you broil fowls or pigeons, always take care your fire is clear; and never haste any thing on the gridiron, for it only makes it smoked and burnt.

GENERAL DIRECTIONS CONCERNING BOILING.

As to all sorts of boiled meats, allow a quarter of an hour to every pound: be sure the pot is very clean, and skim it well, for every thing will have a scum rise; and if it boils down, it makes the meat black. All sorts of fresh meat you are to put in when the water boils, but salt meat when the water is cold.

TO BOIL A HAM.

When you boil a ham put it in the copper whilst the water is cold; when it boils, be careful it boils slowly. A ham of twenty pounds takes four hours.

and a half, larger and smaller in proportion. Keep the copper well skimmed. A green ham wants no soaking; but an old ham must be soaked sixteen hours in a large tub of soft water.

TO BOIL A TONGUE.

A tongue, if soft, put in a pot over night, and do not let it boil till about three hours before dinner, then boil all that three hours; if fresh out of the pickle, two hours and a half, and put it in when the water boils.

TO BOIL FOWLS AND HOUSE LAMB.

Fowls and house lamb boil in a pot by themselves, in a good deal of water; and if any scum arises, take it off. They will be sweeter and whiter than if boiled in a cloth. A little chicken will be done in fifteen minutes, a large one in twenty minutes, a good fowl in half an hour, a little turkey or goose in an hour, and a large turkey in an hour and a half.

SAUCE FOR A BOILED TURKEY.

The best sauce for a boiled turkey is good oyster and celery sauce. Make oyster sauce thus: a pint of oysters, set them off, strain the liquor from them, put them in cold water, and wash and beard them: put them in your liquor, in a stewpan, with a blade of mace, and butter rolled in flour, and a quarter of a lemon; boil them up, then put in half a pint of cream, and boil it up gently; take the lemon and

mace out, squeeze the juice of the lemon into the sauce, then serve it in the boats. Make celery sauce thus: take the white part of the celery, cut it about one inch long: boil it in some water till it is tender; then take half a pint of veal broth, a blade of mace, and thicken it with a little flour and butter; put in half a pint of cream, boil them up gently together, put in your celery, and boil it up; then pour it into your boats.

SAUCE FOR A BOILED GOOSE.

Sauce for a boiled goose must be either onions or cabbage, first boiled, and then stewed in butter for five minutes.

SAUCE FOR BOILED DUCKS OR RABBITS.

To boil ducks or rabbits, you must pour boiled onions over them, done thus: take the onions, peel and boil them in a great deal of water, shift your water, then let them boil about two hours; take them up, and throw them in the cullender to drain; then with a knife chop them on a board; put them in a saucepan, shake a little flour over them, put in a little milk or cream, with a piece of butter; set them over the fire, and when the butter is melted they are enough. But if you want sauce in half an hour, take onions, peel and cut them in thin slices; put them in milk and water, and when the water boils they will be done in twenty minutes; then throw them in a cullender to drain, chop them and put them in a sauce-pan; shake in a little flour, with a little cream, and a bit of butter; stir all to-

gether over the fire till the butter is melted, and they will be very fine. This sauce is very good with roast mutton, and it is the best way of boiling onions.

TO ROAST VENISON.

Take a haunch of venison and spit it; well butter four sheets of paper, put two on the haunch; then make a paste with flour, butter, and water: roll it out half as big as the haunch, and put it over the fat part; then put the other two sheets of paper on and tie them with packthread; lay it to a brisk fire, and baste it well all the time of roasting. If a large haunch of twenty-four pounds, it will take three hours and a half, except it is a very large fire, then three hours will do; smaller in proportion.

TO DRESS A HAUNCH OF MUTTON.

Hang it up a fortnight, and dress it as directed for a haunch of venison.

DIFFERENT SORTS OF SAUCE FOR VENISON.

Take either of these sauces for venison:—currant jelly warmed, or half a pint of red wine, with a quarter of a pound of sugar, simmered over a clear fire for five or six minutes; or half a pint of vinegar, and a quarter of a pound of sugar, simmered to syrup.

TO ROAST MUTTON VENISON-FASHION.

Take a hind quarter of fat mutton, and cut the leg like a haunch; lay it in a pan with the back side of it down: pour a bottle of red wine over it, and let it lie twenty-four hours; split it and baste it with the same liquor and butter all the time it is roasting at a quick fire, and an hour and a half will do it. Have a good gravy in a cup, and sweet sauce in another. A good fat neck of mutton eaten finely done thus.

TO KEEP VENISON OR HARE SWEET, OR TO MAKE THEM FRESH WHEN THEY STINK.

If venison be very sweet, only dry it with a cloth and hang it where the air comes. If you would keep it any time, dry it well with clean cloths, rub it all over with beaten ginger, and hang it in an airy place, and it will keep a great while. If it stinks or is musty, take lukewarm water, and wash it clean: then fresh milk and water lukewarm, and wash it again; then dry it in clean cloths very well, and rub it all over with beaten ginger, and hang it in an airy place. When you roast it, you need only wipe it with a clean cloth, and paper as before mentioned. Never do any thing else to venison, for all other things spoil your venison, and take away the fine flavour, and this preserves better than any thing you can do. A hare you may manage just the same way.

TO ROAST A TONGUE OR UDDER.

Parboil it first, then roast it, stick eight or ten cloves about it, baste it with butter, and have gravy and sweet sauce. An udder eats very well done the same way.

TO ROAST RABBITS.

Baste them with good butter, and dredge them with a little flour. Half an hour will do them at a very quick clear fire; and if they are small, twenty minutes will do them. Take the liver, with a little bunch of parsley, and boil them, and then chop them very fine together. Melt some butter, and put half the liver and parsley into the butter; pour it in the dish, and garnish the dish with the other half. Let your rabbits be done of a fine light brown.

TO ROAST A RABBIT HARE-FASHION.

Lard a rabbit with bacon; roast it as you do a hare, and it eats very well; but you must make gravy sauce: but if you do not lard it, white sauce.

TO ROAST A FOWL PHEASANT-FASHION.

If you should have but one pheasant, and want two in a dish, take a full grown fowl, keep the head on, and truss it just as you do a pheasant; lard it

with bacon, but do not lard the pheasant, and nobody will know it.

RULES TO BE OBSERVED IN ROASTING.

In the first place take care the spit be very clean and be sure to clean it with nothing but sand and water. Wash it clean, and wipe it with a dry cloth; for oil, brick-dust, &c., will spoil your meat.

BEEF.

To roast a piece of beef of ten pounds, will take an hour and a half, at a good fire. Twenty pounds weight will take three hours, if it be a thick piece; but if a thin piece of twenty pounds weight, two hours and a half will do it; and so on, according to the weight of your meat, more or less. Observe in frosty weather your beef will take half an hour longer.

MUTTON.

A leg of mutton of six pounds, will take an hour at a quick fire; if frosty weather, an hour and a quarter: nine pounds an hour and a half: a leg of twelve pounds will take two hours; if frosty, two hours and a half. A large saddle of mutton three hours, because of papering it: a small saddle will take an hour and a half; and so on, according to the size; a breast half an hour, at a quick fire; a neck, if large, an hour; if very small, better than half an hour: a shoulder much the same time as a leg.

PORK.

Pork must be well done. To every pound allow a quarter of an hour; for example, a joint of twelve pounds weight, three hours, and so on. If it be a thin piece of that weight, two hours will roast it.

DIRECTIONS CONCERNING BEEF, MUTTON, AND PORK.

These three you may baste with fine nice dripping. Be sure your fire be very good and brisk, but do not lay your meat too near, for fear of burning or scorching.

VEAL.

Veal takes much the same time roasting as pork; but be sure to paper the fat of a loin or fillet, and baste your veal with good butter.

HOUSE-LAMB.

If a large fore-quarter, an hour and a half; if a small one, an hour. The outside must be papered, basted with good butter, and you must have a very quick fire. If a leg, three quarters of an hour; a neck, a breast, or shoulder, three quarters of an hour; if very small, half an hour will do.

FIG.

If just killed, an hour ; if killed the day before, an hour and a quarter : if a very large one, an hour and a half. But the best way to judge, is when the eyes drop out, and the skin is grown very hard ; then rub it with a coarse cloth, with a good piece of butter rolled in it, till the crackling is crisp, and of a fine light brown.

A HARE.

You must have a quick fire. If it be a small hare, put three pints of milk and half a pound of fresh butter in the dripping-pan, which must be very clean ; if a large one, two quarts of milk, and half a pound of fresh butter. You must baste it well with this all the time it is roasting ; and when the hare has soaked up all the butter and milk it will be enough.

A TURKEY AND GOOSE.

A middling turkey will take an hour ; a very large one, an hour and a quarter ; a small one, three quarters of an hour. You must paper the breast till it is nearly done enough : take the paper off and froth it up. Your fire must be good.

FOWLS AND DUCKS.

A large fowl, three quarters of an hour ; a middling one, half an hour ; very small chickens, twenty

ty minutes. Your fire must be quick and clear when you lay them down.

WILD DUCKS, TEAL, &c.

Twenty minutes. If you love them well done, twenty-five minutes.

PIGEONS AND LARKS.

Twenty minutes.

DIRECTIONS CONCERNING POULTRY.

If your fire is not very quick and clear when you lay your poultry down to roast, it will not eat near so sweet, nor look so beautiful to the eye.

TO KEEP MEAT HOT.

The best way to keep meat hot if done before company is ready, is to set the dish over a pan of boiling water : cover the dish with a deep cover so as not to touch the meat, and throw a cloth over all. Thus you may keep meat hot a long time and it is better than over-roasting and spoiling it. The steam of the water keeps it hot, and does not draw the gravy out ; whereas, if you set a dish of meat any time over a chafing dish of coals, it will dry up all the gravy, and spoil the meat.

TO DRESS GREENS, ROOTS, &c.

Always be careful that your greens be nicely picked and washed. You should lay them in a clean pan for fear of sand and dust, which is apt to hang round wooden vessels. Boil all greens in a copper saucepan by themselves, with a great deal of water. Boil no meat with them, for that discolours them. Use no iron pans, &c. for they are not proper; only copper, brass, or silver.

SPINACH.

Pick it clean, and wash it in five or six waters; put it in a saucepan that will just hold it, throw over a little salt, and cover the pan close. Do not put any water in it, but shake the pan often. Put your saucepan on a clear fire. As soon as you find the greens are shrunk and fallen to the bottom, and that the liquor which comes out boils up, they are enough. Throw them into a clean sieve to drain, and give them a little squeeze. Lay them in a plate, and never put any butter on it, but put it in a cup.

CABBAGES, &c.

Cabbage and all sorts of young sprouts must be boiled in a great deal of water. When the stalks are tender, or fall to the bottom, they are enough; then take them off, before they lose their colour.

Always throw salt in your water before you put greens in. Your sprouts you send to table just as they are ; but cabbage is best chopped, and put in a saucepan with a good piece of butter, stirring it for five or six minutes, till the butter is all melted and then send it to table.

CARROTS.

Let them be scraped clean ; and when they are enough, rub them in a clean cloth, then slice them into a plate, and pour some melted butter over them. If they are young spring carrots, half an hour will boil them, if large, an hour ; but old Sandwich carrots will take two hours.

TURNIPS.

They eat best boiled in the pot ; when enough, take them out, and put them in a pan, mash them with butter and a little salt, and send them to table. And you may do them thus ; pare turnips, and cut them into dice, as big as the top of one's finger ; put them into a clean saucepan, and cover them with water. When enough, throw them in a sieve to drain, and put them in a saucepan with a good piece of butter ; stir them over the fire five or six minutes and send them to table.

PARSNIPS.

They should be boiled in a great deal of water, and when they are soft, (which you will know by running a fork into them,) take them up, and care-

fully scrape the dirt off them, and then with a knife scrape them fine throwing away all the sticky parts, and send them up in a dish with melted butter.

BROCOLI.

Stir all the little branches off till you come to the top one; then with a knife peel off the hard outside skin, which is on the stalks and little branches, and throw them in water. Have a stew-pan of water with salt in it; when it boils, put in the brocoli; and when the stalks are tender it is enough: then send it to table, with a piece of toasted bread, soaked in the water it is boiled in, under it, the same way as asparagus, with butter in a cup. The French eat oil and vinegar with it.

POTATOES.

You must boil them in as little water as you can, without burning the saucepan. Cover close and when the skin begins to crack they are enough. Drain all the water out, and let them stand covered for a minute or two: then peel them, lay them in a plate, and pour melted butter over them. The best way to do them is, when they are peeled, to lay them on a gridiron till they are of a fine brown, and send them to table. Another way is to put them in a saucepan with some good beer dripping, cover them close, and shake the saucepan often, for fear of burning to the bottom. When they are of a fine brown, and crisp, take them up in a plate, then put them into another for fear of the fat, and put butter in a boat.

CAULIFLOWERS.

Cut the cauliflower-stalks off, leave a little green on, and boil them in spring water and salt: about fifteen minutes will do them. Take them out and drain them; send them whole in a dish, with some melted butter in a cup.

FRENCH BEANS.

First string them, then cut them in two, and again across; but if you would do them nice, cut the beans in four, and then across, which is eight pieces. Lay them in water and salt; and when your pan boils, put in some salt and the beans. When they are tender, they are enough. Take care they do not lose their fine green. Lay them in a plate, and have butter in a cup.

ARTICHOKES.

Wring off the stalks, and put them in the water cold, with the tops downwards, that all the dust and sand may boil out. When the water boils, an hour and a half will do them.

ASPARAGUS.

Scrape all the stalks very carefully till they look white, then cut the stalks even alike, throw them in water, and have ready a stewpan boiling. Put in some salt, and tie the asparagus in little bundles. Let the water keep boiling, and when they are a

little tender take them up. If you boil them too much, you lose both colour and taste. But the round of a small loaf about half an inch thick, toast it brown on both sides, dip it in the asparagus liquor, and lay it in your dish; pour a little butter over the toast, then lay the asparagus on it all round the dish, with the white tops outward. Do not pour butter over the asparagus, for that makes it greasy to the fingers, but have butter in a bason, and send it to the table.

DIRECTIONS CONCERNING GARDEN THINGS.

Most people spoil garden things by overboiling them. All things that are green should have a little crispiness: for if they are overboiled, they neither have any sweetness or beauty.

BEANS AND BACON.

When you dress beans and bacon, boil them separate, for the bacon will spoil the colour of the beans. Always throw some salt in the water, and some parsley nicely picked. When the beans are enough which you will know by their being tender, throw them into a cullender to drain. Take up the bacon, and skin it, throw some rasping of bread over the top; and if you have an iron, make it red hot, and hold it over to brown on the top of the bacon; if you have not one, set it before the fire to brown. Lay the beans in the dish, and the bacon in the middle on the top, and send them to table, with parsley and butter in a bason.

TO MAKE GRAVY FOR A TURKEY, OR ANY SORT OF FOWLS.

Take a pound of the lean part of beef, hack it with a knife, flour it well: have ready a stew-pan with a piece of fresh butter. When the butter is melted, put in the beef, fry it brown, and pour in a little boiling water, soak it round, and fill up with a tea-kettle of boiling water. Stir it altogether and put in two or three blades of mace, four or five cloves, some whole pepper, an onion, a bundle of sweet herbs, a crust of bread baked brown, and a little piece of carrot. Cover close, and let it stew till it is as good as you would have it. This will make a pint of rich gravy.

TO MAKE VEAL, MUTTON, AND BEEF GRAVY.

Take a rasher or two of bacon or ham, lay it at the bottom of a stew pan; put your meat, cut in thin slices, over it; then cut onions, turnips, carrots, and celery, a little thyme, and put over the meat, with a little allspice; put a little water at the bottom, set it on the fire, which must be a gentle one, and draw it till it is brown, at the bottom, which you may know by the pan hissing: then pour boiling water over it, and stew it gently for an hour and a half; if a small quantity, less time will do it. Season it with salt.

TO BURN BUTTER FOR THICKENING OF SAUCE.

Set butter on the fire, and let it boil till it is brown; then shake in some flour, and stir it all the time it is on the fire till it is thick. Put it by, and keep it for use. A little piece is what the cooks use to thicken the brown sauce; but there are few stomachs it agrees with, therefore seldom make use of it.

TO MAKE GRAVY.

If you live in the country, where you cannot always have gravy meat, when meat comes from the butcher's take a piece of beef, veal, and mutton; cut them into as small pieces as you can, and take a large deep saucepan with a cover, lay the beef at the bottom, then the mutton, then a very little piece of bacon, a slice or two of carrot, some mace, cloves, whole pepper, black and white, a large onion cut in slices, a bundle of sweet herbs, and then lay the veal. Cover it close over a slow fire for six or seven minutes, shaking it now and then: then shake some flour in, and have ready some boiling water: pour it in till you cover the meat and something more. Cover it close, and let it stew till it is rich and good; then season it to your taste with salt, and strain it off. This will suit most things.

TO BAKE A LEG OF BEEF.

Do it in the same manner as before directed in making gravy for soups, &c. And when it is baked

strain it through a coarse sieve. Pick out all the sinews and fat, put them into a saucepan with a few spoonfuls of the gravy, a little red wine, a little piece of butter rolled in flour, and some mustard; shake your saucepan often; and when the sauce is hot and thick, dish it up, and send it to table. It is a pretty dish.

TO BAKE AN OX'S HEAD.

Do it in the same manner as the leg of beef is directed to be done in making gravy for soups, &c. and it does full as well for the same uses. If it should be too strong for any thing you want it, put hot water to it. Cold water will spoil it.

PICKLED PORK.

Be sure you put it in when the water boils. If a middling piece, an hour will boil it; if a very large piece, an hour and a half, or two hours. If you boil too long, it will go to jelly.

TO DRESS FISH.

Observe always in the frying of any sort of fish, first, that you dry it well in a clean cloth, then do your fish in this manner: beat up the yolks of two or three eggs, according to the quantity of fish take a small pastry brush, and put the egg on, shake crumbs of bread and flour mixt over the fish and fry it. Let the stewpan you fry fish in be very nice and clean, and put in as much beef dripping, or hog's lard, as will almost cover the fish; and be

sure it boils before you put it in. Let it fry quick, and let it be of a fine light brown, but not too dark in a colour. Have your fish-slice ready, and if there is occasion, turn it: when it is enough, take it up, and lay a coarse cloth on a dish, on which lay your fish, to drain all the grease from it. If you fry parsley do it quick, and take great care to whip it out of the pan as soon as it is crisp, or it will lose its fine colour. Take great care that your drippings be very nice and clean.

Some love fish in batter; then you must beat an egg fine, and dip your fish in just as you are going to put it in the pan; or as good a batter as any, is a little ale and flour beat up, just as you are ready for it, and dip the fish, to fry it.

LOBSTER SAUCE.

Take a fine hen lobster, take out all the spawn and bruise it in a mortar very fine, with a little butter: take all the meat out of the claws and tail and cut in small square pieces; put the spawn and meat in a stewpan, with a spoonful of anchovy liquor and a spoonful of catchup, a blade of mace, a piece of a stick of horse-radish, half a lemon, a gill of gravy, a little butter rolled in flour, just enough to thicken it; put in a half pound of butter nicely melted, boil it gently up for six or seven minutes; take out the horse-radish, mace, and lemon, and squeeze the juice of the lemon in the sauce; just simmer it up, and then put it in your boats.

SHRIMP SAUCE.

Take half a pint of shrimps, wash them very clean, put them in a stewpan with a spoonful of fish-lear, or anchovy-liquor, a pound of butter melted thick, boil it up for five minutes, and squeeze in half a lemon: toss it up, and put it in your cups or boats.

ANCHOVY SAUCE.

Take a pint of gravy, put in an anchovy, take a quarter of a pound of butter rolled in a little flour, and stir altogether till it boils. You may add a little juice of a lemon, catchup, red wine, and walnut liquor, just as you please.

Plain butter melted thick, with a spoonful of walnut pickle, or catchup, is a good sauce, or anchovy. In short, you may put as many things as you fancy in a sauce.

TO DRESS A BRACE OF CARP.

Take a piece of butter, and put in a stewpan, melt it, and put in a large spoonful of flour, keep it stirring till it is smooth; then put in a pint of gravy, and a pint of red port or claret, a little horse-radish scraped, eight cloves, four blades of mace, and a dozen corns of allspice, tie them in a linen bag, a bundle of sweet herbs, half a lemon, three anchovies, a little onion chopped fine: season with pepper, salt, and cayenne, to your liking; stew it for half an hour, then strain it through a sieve into

the pan you intend to put the fish in. Let the carp be well cleaned and scaled, put them in with the sauce, and stew them gently for half an hour; then turn them, and stew them fifteen minutes longer; put in with your fish some truffles and morels, scalded, pickled mushrooms, an artichoke-bottom, and about a dozen large oysters, squeeze in the juice of half a lemon, stew it five minutes; then put the carp in a dish, and pour all the sauce over. Garnish with fried sippets, and the roe of the fish done thus; beat the roe up well with the yolks of two eggs, a little flour, a little lemon-peel, choppe fine, pepper, salt, and a little anchovy liquor; have ready a pan of beef-dripping boiling, drop the roe in to be about as big as a crownpiece; fry it of a light brown, and put it round the dish with oysters fried in butter, and scraped horse-radish.

N. B. Stick your fried sippets in the fish.

You may fry the carp first, if you please, but the above is the most modern way. If you are in great hurry, while the sauce is making, you may boil the fish in spring water, half a pint of vinegar, a little horse-radish, and bay leaf; put the fish in a dish, and pour the sauce over.

TO FRY CARP.

First scale and gut them, wash them clean, lay them in a cloth to dry, flour, and fry them of a light brown. Fry toast, cut three-corner-ways, and the roes; when the fish is done, lay them on a coarse cloth to drain. Let the sauce be butter and anchovies, with the juice of lemon. Lay the carp in the

dish, the roes on each side, and garnish them with fried toast and lemon.

TENCH.

Tench may be dressed the same way as carp.

TO BOIL A COD'S HEAD.

Set a fish-kettle on the fire, with water enough to boil it, a good handful of salt, a pint of vinegar, a bundle of sweet herbs, and a piece of horse-radish; let it boil a quarter of an hour; then put in the head, and when you are sure it is enough, lift up the fish-plate with the fish on it, set it across the kettle to drain, lay it in a dish, with the liver on one side. Garnish them with lemon and horse radish scraped; melt butter, with a little of the fish liquor, and anchovy, oysters or shrimps, or what you fancy.

TO STEW COD.

Cut cod in slices an inch thick, lay them in the bottom of a large stewpan; season with nutmeg, beaten pepper, and salt, a bundle of sweet herbs, an onion, half a pint of white wine, and a quarter of a pint of water; cover close, and let it simmer softly for five or six minutes, then squeeze in the juice of a lemon, put in a few oysters and the liquor strained, a piece of butter as big as an egg, rolled in flour, and a blade or two of mace; cover close, and let it stew softly, shaking the pan often. When it is enough, take out the sweet herbs and onion, dish

it up; pour the sauce over, and garnish with lemon.

BAKE COD'S HEAD.

Butter the pan you intend to bake it in, make the head very clean, lay it in the pan, put in a bundle of sweet herbs, an onion stuck with cloves, three or four blades of mace, half a large spoonful of black and white pepper, a nutmeg bruised, a quart of water, a little piece of lemon-peel, and a little piece of horse-radish. Flour the head, grate a little nutmeg over it, stick pieces of butter all over it, and throw raspings all over that. Send it to the oven; when it is enough, take it out of that dish, and lay it carefully in the dish you intend to serve it up in. Set the dish over boiling water, and cover it up to keep it hot. In the mean time be quick, pour all the liquor out of the dish it was baked in into a saucepan, set it on the fire to boil three or four minutes, then strain it, and put to it a gill of red wine, two spoonfuls of catchup, a pint of shrimps, half a pint of oysters or muscles, liquor and all, but first strain it, a spoonful of mushroom pickle, and a quarter of a pound of butter rolled in flour, stir it together till it is thick and boils: pour it in the dish, have ready toast cut three-corners ways, and fried crisp. Stick pieces about the head and mouth, and lay the rest round the head. Garnish with lemon notched, horse radish, and parsley crisped in a plate before the fire. Lay one slice of lemon on the head, and serve it up hot.

TO BROIL CRIMP COD, WHITING, OR HADDOCK.

Flour it, and have a quick clear fire, set the grid-iron high, broil it of a fine brown, lay it in a dish, and for sauce have good melted butter. Take a lobster, bruise the spawn in the butter, cut the meat small, put altogether into the melted butter, make it hot, and pour it into your dish, or into bassons. Garnish with horse-radish and lemon.

OYSTER SAUCE IS MADE THUS.

Take half a pint of oysters and simmer them till they are plump, strain the liquor from them through a sieve, wash the oysters clean, and beard them; put them in a stewpan, and pour the liquor over, but mind you do not pour the sediment with the liquor; add a blade of mace, a quarter of a lemon, a spoonful of anchovy-liquor, and a little bit of horse-radish, a little butter rolled in flour, half a pound of butter melted, boil it up gently for ten minutes; take out the horse-radish, the mace and lemon, squeeze the juice of the lemon in the saucer, toss it up a little, then put it into your boats or bassons.

TO DRESS LITTLE FISH.

As to all sorts of little fish, such as smelts, roach, &c. they should be fried dry, and of a fine brown, and nothing but plain butter. Garnish with lemon. And to boil salmon, the same, only garnish with lemon and horse-radish.

And with all boiled fish, you should put a good deal of salt and horse-radish in the water, except mackerel, with which put salt and mint, parsley, and fennel, which chop to put in the butter; some love scalded gooseberries with them. Be sure to boil your fish well; but take great care they do not break.

TO BROIL MACKEREL.

Clean them, split them down the back, season with pepper and salt, mint, parsley, and fennel, chopped fine, and flour them: broil of a light brown, put them on a dish and strainer. Garnish with parsley: sauce, fennel, and butter in a boat.

TO BOIL A TURBOT.

Lay it in a good deal of salt and water an hour or two, and if it is not quite sweet, shift the water five or six times; first put a good deal of salt in the mouth and belly.

In the mean time set on a fish kettle with spring water and salt, a little vinegar, and a piece of horse-radish. When the water boils, lay the turbot on a fish-plate, put it in the kettle, let it be well boiled, but take great care it is not too much done; when enough, take off the fish-kettle, set it before the fire, then carefully lift up the fish-plate, and set it across the kettle to drain; in the mean time melt a good deal of fresh butter, and bruise in either the spawn of one or two lobsters, and the meat cut small, with a spoonful of anchovy-liquor; then give it a boil, and pour it in basons. This is the best

sauce: but you may make what you please. Lay the fish in the dish. Garnish with scraped horse-radish and lemon.

TO BROIL SALMON.

Cut fresh salmon in thick pieces, flour and broil them, lay them in a dish, and have plain melted butter in a cup.

TO BROIL MACKEREL WHOLE.

Cut off the heads, gut and wash them clean, pull out the roe at the neck end, boil it, then bruise it with a spoon, beat up the yolk of an egg, with a little nutmeg, a little lemon-peel cut fine, a little thyme, some parsley boiled and chopped fine, a little pepper and salt, a few crumbs of bread; mix all together, and fill the mackerel; flour it well, and broil it nicely. Let the sauce be plain butter, with a little catchup or walnut pickle.

TO BROIL HERRINGS.

Scale and gut them, cut off their heads, wash them clean, dry them in a cloth, flour and broil them; take the heads and mash them, boil them in small-beer or ale, with a little whole pepper and an onion. Let it boil a quarter of an hour, strain it; thicken it with butter and flour, and a good deal of mustard. Lay the fish in a dish, and pour the sauce into a bason; or plain melted butter and mustard.

TO FRY HERRINGS.

Clean them as above, fry them in butter; have ready a good many onions peeled and cut thin; fry of a light brown with the herrings: lay the herrings in a dish with the onions round, butter and mustard in a cup. Do them with a quick fire.

TO STEW EELS WITH BROTH.

Clean eels, put them in a saucepan with a blade or two of mace and a crust of bread. Put just water enough to cover them close, and let them stew softly; when they are enough, dish them up with the broth, and have plain melted butter and parsley in a cup to eat with them. The broth will be very good, and it is fit for weakly and consumptive constitutions.

TO DRESS A PIKE.

Gut it, and make it very clean, then turn it round with the tail in the mouth, lay it in a little dish, cut toasts three-corner ways, fill the middle with them, flour it, and stick pieces of butter all over; then throw a little more flour, and send it to the oven: or it will do better in a tin oven before the fire, as you can baste it as you will. When it is done lay it in a dish, and have ready melted butter, with an anchovy dissolved in it, and a few oysters or shrimps; and if there is any liquor in the dish it was baked in, add to it the sauce, and put in just what you fancy. Pour the sauce in the dish,

garnish it with toast about the fish, and lemon about the dish. You should have a pudding in the belly made thus: take grated bread, two hard eggs chopped fine, half a nutmeg grated, a little lemon-peel cut fine, and either the roe or liver, or both, if any, chopped fine; and if you have none, get either a piece of the liver of a cod, or the roe of any fish, mix them all together with a raw egg and a good piece of butter; roll it up and put it into the fish's belly before you bake it. A haddock done this way eats very well.

TO BROIL HADDOCKS WHEN THEY ARE IN HIGH SEASON.

Scale, gut, and wash them clean; do not rip open their bellies, but take the guts out with the gills; dry them in a clean cloth very well: if there be any roe or liver, take it out, but put it in again, flour them well, and have a clear good fire. Let the gridiron be hot and clean, lay them on, turn them two or three times for fear of sticking; then let one side be enough, and turn the other side. When that is done, lay them in a dish, and have plain butter in a cup, or anchovy and butter.

They eat finely salted a day or two before you dress them, and hung up to dry, or boiled with egg sauce. Newcastle is famous for salted haddocks. They come in barrels, and keep a great while.

TO BROIL COD SOUNDS.

You may first lay them in hot water a few minutes; take them out, and rub them well with salt

to take off the skin and black dirt, then they will look white; put them in water, and give them a boil. Take them out, and flour them well, pepper and salt them, and broil them. When they are enough, lay them in your dish, and pour melted butter and mustard into the dish. Broil them whole.

TO DRESS FLAT FISH.

In dressing all sorts of flat fish, take great care in the boiling of them: be sure to have them enough, but do not let them be broke; mind to put a good deal of salt in, and horse radish in the water; let your fish be well drained, and mind to cut the fins off. When you fry them, let them be well drained in a cloth, and floured, and fry them of a fine light brown, either in oil or butter. If there be any water in the dish with the boiled fish, take it out with a sponge. As to fried fish, a coarse cloth is the best thing to drain it on.

TO DRESS SALT FISH.

Old ling, which is the best sort of salt fish, lay in water twelve hours, then lay it twelve hours on a board, and twelve more in water. When you boil it, put it in the water cold: if it is good, it will take fifteen minutes boiling softly. Boil parsnips tender, scrape them, and put them in a saucepan; put to them some milk, stir them till thick, then stir in a good piece of butter, and a little salt; when they are enough, lay them in a plate, the fish by

itself dry, and butter and hard eggs chopped in a bason.

As to water-cod, that need only be boiled and well skimmed.

Scotch haddocks lay in water all night. You may boil or broil them. If you broil, you must split them in two.

You may garnish the dishes with hard eggs and parsnips.

TO FRY LAMPREYS.

Bleed them and save the blood, then wash them in hot water to take off the slime, and cut them to pieces. Fry them in a little fresh butter not quite enough, pour out the fat, put in a little white wine, give the pan a shake round, season it with whole pepper, nutmeg, salt, sweet herbs, and a bay leaf; put in a few capers, a good piece of butter rolled in flour and the blood; give the pan a shake round often, and cover them close. When they are enough, take them out, strain the sauce, then give them a boil quick, squeeze in lemon, and pour over the fish. Garnish with lemon, and dress them any way you fancy.

TO FRY EELS.

Make them very clean, cut them in pieces, season with pepper and salt, flour them, and fry them in butter. Let the sauce be plain butter melted, with the juice of lemon. Be sure they be well drained from the fat before you lay them into the dish.

TO BROIL EELS.

Take a large eel, skin and make it clean. Open the belly, cut it in four pieces; take the tail end, strip off the flesh, beat it in a mortar, season it with a little beaten mace, grated nutmeg, pepper and salt, parsley and thyme, lemon peel, and an equal quantity of crumbs of bread; roll it in a piece of butter; then mix it again with the yolk of an egg, roll it up, and fill three pieces of belly with it. Cut the skin of the eel, wrap the pieces in, and sew up the skin. Broil them well, have butter and an anchovy for sauce, with the juice of lemon.

TO ROAST A PIECE OF FRESH STURGEON.

Get a piece of fresh sturgeon of about eight or ten pounds; let it lay in water and salt six or eight hours, with its scales on; then fasten it on the spit and baste it well with butter for a quarter of an hour, then with a little flour, grate a nutmeg all over it, a little mace and pepper beat fine, and salt thrown over it, and a few sweet herbs dried and powdered fine, and crumbs of bread; then keep basting a little, and dredging with crumbs of bread, and with what falls from it, till it is enough. In the meantime prepare this sauce; take a pint of water, an anchovy, a little piece of lemon peel, an onion, a bundle of sweet herbs, mace, cloves, whole pepper, black and white, a piece of horse radish; cover it close, let it boil a quarter of an hour, then strain

it, put it in the saucepan again, pour in a pint of white wine, about a dozen oysters and the liquor, two spoonfuls of catchup, two of walnut pickle, the inside of a crab bruised fine, or lobster, shrimps, or prawns, a piece of butter rolled in flour, a spoonful of mushroom pickle, or juice of lemon. Boil all together; when the fish is enough, lay it in a dish, and pour the sauce over. Garnish with fried toasts and lemons.

TO BOIL STURGEON.

Clean sturgeon, and prepare as much liquor as will just broil it. To two quarts of water, a pint of vinegar, a stick of horse radish, two or three bits of lemon-peel, some whole pepper, and a bay leaf, add a small handful of salt. Boil the fish in this, and serve it with the following sauce: melt a pound of butter, dissolve an anchovy in it, put in a blade or two of mace, bruise the body of a crab in the butter, a few shrimps or craw-fish, a little catchup, and lemon juice; give it a boil, drain the fish well, and lay it in a dish. Garnish with fried oysters, sliced lemon, and scraped horse-radish; pour the sauce in boats or basons. So you may fry it, ragout it, or bake it.

TO CRIMP COD THE DUTCH WAY.

Take a gallon of pump water, a pound of salt, and mix well together; take cod whilst alive, and cut it in slices of one inch and a half thick, throw it into the salt and water for half an hour; then take it out and dry it well with a clean cloth,

flour it and broil it; or have a stewpan with some pump water and salt boiling, put in the fish, and boil it quick for five minutes; send oyster, anchovy, shrimp, or what sauce you please. Garnish with horse-radish and green parsley.

TO CRIMP SCATE.

Cut it in long slips cross-ways, about an inch broad, and put in spring water and salt as above; then have spring water and salt boiling, put it in, and boil it fifteen minutes. Shrimp sauce, or what sauce you like.

TO BOIL SOLES.

Take three quarts of spring water, and a handful of salt; let it boil; then put in the soles, boil them gently ten minutes: then dish them up in a clean napkin, with anchovy or shrimp sauce in boats.

TO ROAST LOBSTERS.

Boil lobsters, then lay them before the fire, and baste them with butter till they have a fine froth. Dish them up with plain melted butter in a cup. This is as good a way to the full as roasting them, and not half the trouble.

TO MAKE A FINE DISH OF LOBSTERS.

Take three lobsters, boil the largest, as above, and froth it before the fire. Take the other two boiled, and butter them as in the foregoing receipt.

Take the two body shells, heat them, and fill them with the buttered meat. Lay the large one in the middle, the two shells on each side, and the two great claws of the middle lobster at each end; and the four pieces of chins of the two lobsters broiled, and laid on each end. This, if nicely done, makes a pretty dish.

TO DRESS A CRAB.

Having taken out the meat, and cleansed it from the skin, put it in a saucepan, with half a pint of white wine, a little nutmeg, pepper, and salt, over a slow fire. Throw in a few crumbs of bread, beat up the yolk of an egg with a spoonful of vinegar, throw it in, then shake the saucepan round a minute, and serve it up on a plate.

TO STEW PRAWNS, SHRIMPS, OR CRAW-FISH.

Pick out the tail, lay them by, about two quarts: take the bodies, give them a bruise, and put them in a pint of white wine, with a blade of mace; let them stew a quarter of an hour, stir them together, and strain them; then wash out the saucepan, put to it the strained liquor and tails: grate a small nutmeg in, add a little salt, and a quarter of a pound of butter rolled in flour: shake it all together; cut a pretty thin toast round a quartern loaf, roast it brown on both sides, cut it into six pieces, lay it close together in the bottom of a dish, and pour the fish and sauce over it. Send it to table hot. If it be craw-fish or prawns, garnish the dish with some of the biggest claws laid thick round. Water

will do in the room of wine, only add a spoonfull of vinegar.

TO MAKE SCOLLOPS OF OYSTERS.

Put oysters into scollop-shells for that purpose, set them on a gridiron over a good clear fire, let them stew till you think they are enough, then have ready some crumbs of bread rubbed in a clean napkin, fill your shells, and set them before a good fire, and baste them well with butter. Let them be of a fine brown, keeping them turning, to be brown all over alike: but a tin oven does them best before the fire. They eat much the best done this way, though most people stew the oysters first in a piece of butter, and fill the shells, and then cover them with crumbs, and brown them with a hot iron: but the bread has not the fine taste of the former.

TO STEW MUSCELS.

Wash them very clean from the sand in two or three waters, put them in a stew-pan, cover them close, and let them stew till all the shells are opened; then take them out one by one, pick them out of the shells, and look under the tongue to see if there be a crab; if there is, you must throw away the muscel; some only pick out the crab, and eat the muscel. When you have picked them all clean, put them in a saucepan; to a quart of muscels put half a pint of the liquor strained through a sieve, put in a blade or two of mace, a piece of butter as big as a large walnut rolled in flour; let them stew: toast bread brown, and lay them round the dish.

cut three-corner-ways; pour in the muscels, and send them to table hot.

TO STEW SCOLLOPS.

Boil them well in salt and water, take them out and stow them in a little of the liquor, a little white wine, a little vinegar, two or three blades of mace, two or three cloves, a piece of butter rolled in flour, and the juice of a Seville orange. Stew them well, and dish them up.

MADE DISHES.

TO DRESS SCOTCH COLLOPS.

Take a piece of a fillet of veal, cut it into thin pieces, as big as a crown piece, but very thin; shake a little flour over it, then put a little butter in a frying-pan, and melt it; put in the collops, and fry them quick till they are brown, then lay them in a dish: have ready a good ragout made thus; take a little butter in a spewpan, and melt it, then add a large spoonful of flour, stir it about till it is smooth, then put in a pint of good brown gravy; season it with pepper and salt, pour in a small glass of white wine, some veal sweet-breads, force-meat balls, truffles and morels, ox-palates, and mushrooms; stew them gently for half an hour, add the juice of half a lemon to it, put it over the collops, and garnish with rashers of bacon. Some

like the Scotch collops made thus: put the collops into the ragout, and stew them for five minutes.

WHITE SCOTCH COLLOPS.

Cut the veal the same as for Scotch collops; throw them in a stewpan; put boiling water over them, and stir them about, then strain them off; take a pint of good veal broth, and thicken it; add a bundle of sweet herbs, with some mace; put sweet-bread, force-meat balls, and fresh mushrooms; if no fresh to be had, use pickled ones, washed in warm water; stew them fifteen minutes; add the yoke of an egg and a half, and a pint of cream; beat them well together with some nutmeg grated, and keep stirring till it boils up; add the juice of a quarter of a lemon, then put it in a dish. Garnish with lemon.

A FILLET OF VEAL WITH COLLOPS.

For an alteration, take a small fillet of veal, cut what collops you want, then take the udder and fill it with force-meat, roll it round, tie it with a packthread across, and roast it; lay the collops in a dish, and lay your udder in the middle. Garnish your dishes with lemon.

FORCE-MEAT BALLS.

You are to observe, that force-meat balls are a great addition to all made dishes; made thus, take half a pound of veal, and half a pound of suet, cut fine, and beat in a marble mortar or wooden bowl

have a few sweet herbs shred fine, dried mace beat fine, a small nutmeg grated, or half a large one, a little lemon peel cut very fine, a little pepper and salt, and the yolks of two eggs; mix all these well together, then roll them in little round balls, and little long balls; roll them in flour, and fry them brown. If they are for any thing of white sauce, put a little water in a saucepan, and when the water boils put them in, and let them boil for a few minutes, but never fry them for white sauce.

TRUFFLES AND MORELS GOOD IN SAUCES AND SOUPS.

Take half an ounce of truffles and morels, let them be well washed in warm water to get the sand and dirt out, then simmer them in two or three spoonfuls of water for a few minutes, and put them with the liquor in the sauce. They thicken both sauce and soup, and give it a fine flavour.

TO STEW OX PALATES.

Stew them tender; which must be done by putting them in cold water, and let them stew softly over a slow fire till they are tender, then take off the two skins, cut them in pieces, and put them either in a made-dish or soup; and cock's-combs and artichoke-bottoms, cut small, and put in the made-dish. Garnish the dishes with lemon, sweet-breads stewed, or white dishes, and fried for brown ones, and cut in little pieces.

TO RAGOO A LEG OF MUTTON.

Take all the skin and fat off, cut it very thin the right way of the grain, then butter the stewpan, and shake flour in it: slice half a lemon and half an onion, cut them small, with a little bundle of sweet herbs, and a blade of mace. Put all together with the meat in the pan, stir it a minute or two, and then put in six spoonfuls of gravy, have ready an anchovy minced small; mix it with butter and flour, stir it all together for six minutes, and then dish it up.

A BROWN FRICASSEE.

You must take rabbits or chickens and skin them, then cut them in small pieces and rub them over with yolks of eggs. Have ready grated bread, a little beaten mace and grated nutmeg, mixed together, and then roll them in it: put a little butter in a stewpan, and when it is melted put in the meat. Fry it of a fine brown, and take care they do not stick to the bottom of the pan; pour the butter from them, and pour in half a pint of brown gravy, a glass of white wine, a few mushrooms, or two spoonfuls of the pickle, a little salt, if wanted, and a piece of butter rolled in flour. When it is of a fine thickness, dish it up, and send it to table.

A WHITE FRICASSEE.

Take two chickens, and cut them in small pieces, put them in warm water to draw out the blood.

then in some good veal broth, if no veal broth, a little boiling water, and stew them gently with a bundle of sweet herbs, and a blade of mace, till they are tender; then take out the sweet herbs, add a little flour and butter boiled together to thicken it, then add half a pint of cream, and the yolk of an egg beat fine; some pickled mushrooms: the best way is to put fresh mushrooms in; if no fresh then pickled: keep stirring it till it boils up, then add the juice of half a lemon, stir it well to keep it from curdling, then put it in a dish. Garnish with lemon. Rabbits, lamb, veal, or tripe, may be dressed the same way.

TO FRY TRIPE.

Cut tripe in long pieces of about three inches wide, and all the breadth of the double; put it in small beer-batter, or yolks of eggs: have a large pan of fat, and fry it brown, then take it out and put it to drain: dish it up with plain butter.

TO STEW TRIPE.

Cut it as you do for frying, and set on some water in a saucepan, with two or three onions cut in slices, and some salt. When it boils, put in the tripe. Ten minutes will do. Send it to table with the liquor in the dish, and the onions. Have butter and mustard in a cup, and dish it up. You may put in as many onions as you like, to mix with the sauce, or leave them quite out, just as you please.

A FRICASSEE OF PIGEONS.

Take eight pigeons, new killed, cut them in small pieces, and put them in a stewpan with a pint of claret and a pint of water. Season with salt and pepper, a blade or two of mace, an onion, a bundle of sweet herbs, a piece of butter rolled in a very little flour; cover it close, and let them stew till there is just enough for sauce, and then take out the onion and sweet herbs, beat up the yolks of three eggs, grate half a nutmeg, and with a spoon push the meat to one side of the pan, and the gravy to the other, and stir in the eggs; keep them stirring for fear of turning to curds, and when the sauce is fine and thick, shake all together, and then put the meat in the dish, pour the sauce over it, and have ready slices of bacon toasted and fried oysters, throw the oysters all over, and lay the bacon round. Garnish with lemon.

A FRICASSEE OF LAMB-STONES AND SWEETBREADS.

Have ready lamb-stones blanched, parboiled, and sliced, and flour two or three sweetbreads; if very thick cut them in two; the yolks of six hard eggs whole; a few pastachio nut kernels, and a few large oysters; fry these all of a fine brown, then pour out all the butter, add a pint of drawn gravy, the lamb-stones, some asparagus-tops an inch long, a grated nutmeg, a little pepper and salt, two shallots shred small, and a glass of white wine. Stew all together for ten minutes, then add the yolks of three eggs beat fine, with a little white wine, and a

little beaten mace ; stir all together till it is of a fine thickness, and then dish it up. Garnish with lemon.

TO HASH A CALF'S HEAD.

Boil the head almost enough, then take the best half, and with a sharp knife take it nicely from the bone, with the two eyes. Lay in a little deep dish before a good fire, and take care no ashes fall into it, and then pack it with a knife cross and cross : grate nutmeg all over, the yolks of two eggs, a little pepper and salt, a few sweet herbs, crumbs, of bread, and lemon-peel chopped very fine, baste it with a little butter, then baste it again ; keep the dish turning, that it may be all brown alike ; cut the other half and tongue in little thin bits, and set on a pint of drawn gravy in a saucepan, a little bundle of sweet herbs, an onion, pepper and salt, a glass of white wine, and two shalots ; boil all these together a few minutes, strain it through a sieve, and put it in a clean stewpan with the hash. Flour the meat before you put it in, and add a few mushrooms, a spoonful of the pickle, two spoonfuls of catchup, and a few truffles and morels ; stir all together for a few minutes, then beat up half the brains, and stir in the stewpan, and a little bit of butter rolled in flour. Take the other half of the brains, and beat them up with a little lemonpeel cut fine, a little nutmeg grated, beaten mace, thyme shred small, parsley, the yoke of an egg, and have some good dripping boiled in a stewpan ; then fry the brains in little cakes, about as big as a crown-piece. Fry twenty oysters, dipped in the yolk of an

egg, toast some slices of bacon, fry a few force-meat balls, and have ready a hot dish ; if pewter, over a few coals ; if china, over a pan of hot water. Pour in your hash, then lay in your toasted head, throw the force-meat balls over the hash, and garnish the dish with fried oysters, the fried brains, and lemon ; throw the rest over the hash, lay the bacon round the dish, and send it to table.

TO BAKE A CALF'S OR SHEEP'S HEAD.

Take the head, pick it, and wash it clean ; take an earthen dish large enough to lay the head in, rub a little piece of butter over the dish, then lay some long iron skewers across the top of the dish, and put the head on them ; skewer up the meat in the middle that it do not lie on the dish, then grate nutmeg all over it, a few sweet herbs shred small, crumbs of bread, a little lemon-peel cut fine, and then flour it all over : stick pieces of butter in the eyes, and all over, the head, and flour it again. Let it be well baked, and of a fine brown ; you may throw pepper and salt over it, and put in the dish a piece of beef cut small, a bundle of sweet herbs, an onion, some whole pepper, a blade of mace, two cloves, a pint of water, and boil the brains with sage. When the head is enough, lay it in a dish, and set it to the fire to keep warm, then stir all together in the dish, and boil it in a saucepan ; strain it off, put it in the saucepan again : add a piece of butter rolled in flour, the sage in the brains chopped fine, a spoonful of catchup, and two spoonfuls of red wine ; boil them together, take the brains, beat them well, and mix them with the sauce ; pour it

in the dish, and send it to table. You must bake the tongue with the head, and do not cut it out. It will lie the handsomer in the dish.

TO DRESS A LAMB'S HEAD.

Boil the head and pluck tender, but do not let the liver be too much done. Take the head up, hack it cross and cross, grate some nutmeg over it, and lay it in a dish before a good fire; then grate some crumbs of bread, sweet herbs rubbed, a little lemon-peel chopped fine, a very little pepper and salt, and baste it with a little butter; then throw flour over it, and just as it is done do the same, baste it and dredge it. Take half the liver, the lights, the heart, and tongue, chop them very small with six or eight spoonfuls of gravy or water; first shake some flour over the meat, and stir it together, then put in the gravy or water, a piece of butter rolled in a little flour, a little pepper and salt, and what runs from the head in the dish: simmer all together a few minutes, and add half a spoonful of vinegar, pour it in a dish, lay the head in the middle of the mince-meat, have ready the other half of the liver cut thin, with slices of bacon broiled, and lay round the head. Garnish the dish with lemon, and send it to table.

TO RAGOUT A NECK OF VEAL.

Cut a neck of veal in steaks, flatten them with a rolling pin, season with salt, pepper, cloves, and mace, lard them with bacon, lemon-peel, and thyme, dip them in the yolks of eggs; make a sheet of

strong cap-paper up at the four corners, in the form of a dripping-pan; pin up the corners, butter the paper, and also the gridiron, set it over a charcoal fire: put in the meat; let it do leisurely, keep basting and turning it to keep in the gravy, and when it is enough, have ready half a pint of strong gravy, season it high, put in mushrooms and pickles, force-meat balls dipped in the yolks of eggs, oysters stewed and fried, to lay round and at the top of the dish, serve it up. If for a brown ragout, put in red wine; if white, white wine, with the yolks of eggs beat up with two or three spoonfuls of cream.

TO BOIL A LEG OF LAMB.

Let the leg be boiled very white. An hour will do it. Cut a loin in steaks, dip them in a few crumbs of bread and egg, fry them nice and brown: boil a good deal of spinage, and lay in the dish: put the leg in the middle, lay the loin round it; cut an orange in four, and garnish the dish, and have butter in a cup. Some love the spinnach boiled, then drained, put in a saucepan with a piece of butter, and stewed.

TO STEW A TURKEY OR FOWL.

Let a pot be very clean, lay four skewers at the bottom, and a turkey or fowl on them, put in a quart of gravy; take a bunch of celery, cut it small, and wash it clean, put it in the pot, with two or three blades of mace, let it stew softly till there is just enough for sauce, then add a piece of butter rolled in flour, two spoonfuls of red wine, two of

catchsup, and just as much pepper and salt as will season it ; lay the fowl or turkey in the dish, pour the sauce over it, and send it to table.

If the fowl or turkey is done enough before the sauce, take it up, till the sauce is boiled enough, then put it in, let it boil a minute or two, and dish it up.

TO STEW A KNUCKLE OF VEAL.

Be sure let the pot or saucepan be clean, lay at the bottom four wooden skewers, wash and clean the knuckle very well, lay it in the pot with two or three blades of mace, a little whole pepper, a little piece of thyme, a small onion, a crust of bread, and two quarts of water. Cover close, make it boil, then only let it simmer for two hours, and when it is enough, take it up, lay it in a dish, and strain the broth over it.

TO FORCE A SIRLOIN OF BEEF.

When it is quite roasted, take it up, and lay it in the dish with the inside uppermost, with a sharp knife lift up the skin, hack and cut the inside very fine, shake pepper and salt over it, with two shalots, cover it with the skin, and send it to table. You may add red wine or vinegar as you like.

BEEF A-LA-MODE.

Take a small buttock of beef, or leg-of-mutton piece, or a piece of buttock of beef; also a dozen of cloves, eight blades of mace, and some allspice

beat fine; chop a large handful of parsley, and all sorts of herbs fine; cut bacon as for beef a-la-daub, and put them in the spice and herbs, with some pepper and salt, and thrust a large pin through the beef; put it in a pot, and cover it with water; chop four large onions, and four blades of garlic very fine, six bay leaves, and a handful of champignons: put all in the pot with a pint of porter or ale, and half a pint of red wine; cover the pot close, and stew it for six hours, according to the size of the piece; if a large piece, eight hours; then take it out, put it in a dish, cover it close, and keep it hot; take the gravy, and skim all the fat off, strain it through a sieve, pick out the champignons, and put them in the gravy: season with cayenne pepper and salt, and boil it fifteen minutes; then put the beef in a soup dish, and the gravy in another: when cold, cut it in slices, and put some of the gravy round it, which will be of a strong jelly.

BEEF COLLOPS.

Take rump steaks, or any tender piece cut like Scotch collops, only larger, hack them a little with a knife, and flour them: put butter in a stewpan, and melt it, then put in the collops, and fry them quick for two minutes: put in a pint of gravy, a little butter rolled in flour, season with pepper and salt: cut four pickled cucumbers in thin slices, half a walnut, and a few capers, a little onion shred fine; stew them five minutes, then put them in a hot dish, and send them to table. You may put half a glass of white wine into it.

TO STEW BEEF STEAKS.

Take rump steaks, pepper and salt them, lay them in a stewpan, pour in half a pint of water, a blade or two of mace, two or three cloves, a bundle of sweet herbs, an anchovy, a piece of butter rolled in flour, a glass of white wine, and an onion, cover close, and let them stew softly till they are tender; then take out the steaks, flour them, fry them in fresh butter, and pour away all the fat, strain the sauce they were stewed in, and pour in the pan; toss it all up together till the sauce is hot and thick. If you add a quarter of a pint of oysters it will make it the better. Lay the steaks in the dish, and pour the sauce over them. Garnish with any pickle you like.

TO FRY BEEF STEAKS.

Pepper and salt rump steaks, fry them in a little butter very quick and brown: take them out, and put them into a dish, pour the fat out of the frying-pan, and then take half a pint of hot gravy; if no gravy, half a pint of hot water, and put in the pan, a little butter rolled in flour, pepper and salt, and two or three shalots chopped fine; boil them in the pan for two minutes, then put it over the steaks and send them to table.

TO STEW A RUMP OF BEEF.

Having boiled it till it is little more than half enough, take it up, and peel off the skin; take salt,

pepper, beaten mace, grated nutmeg, a handful of parsley, a little thyme, winter-savory, sweet marjoram, all chopped fine and mixed, and stuff them in great holes in the fat and lean, the rest spread over it, with the yolks of two eggs; save the gravy that runs out, put to it a pint of claret, and put the meat in a deep pan, pour the liquor in, cover close, and bake it two hours, put it in the dish, pour the liquor over it, and send it to table.

TO FRICASSEE NEATS' TONGUES BROWN.

Take neats' tongues, boil them tender, peel and cut them in thin slices, and fry them in fresh butter; then pour out the butter, put in as much gravy as you shall want for sauce, a bundle of sweet herbs, an onion, pepper and salt, and a blade or two of mace, a glass of white wine, simmer all together half an hour; take out the tongue, strain the gravy, put it with the tongue in the stewpan again, beat up the yolks of two eggs, a little grated nutmeg, a piece of butter as big as a walnut rolled in flour, shake all together for four or five minutes, dish it up, and send it to table.

TO STEW NEATS' TONGUES WHOLE.

Take two tongues, let them stew in water, just to cover them for two hours, then peel them, put them in again with a pint of strong gravy, half a pint of white wine, a bundle of sweet herbs, a little pepper and salt, mace, cloves, and whole pepper, tied in a muslin rag, a spoonful of capers chopped, turnips and carrots sliced, and a piece of butter rolled in

flour; let all stew together softly over a slow fire for two hours, then take out the spice and sweet herbs, and send it to table. You may leave out the turnips and carrots, or boil them by themselves, and lay them in a dish, just as you like.

A MUTTON HASH.

Cut mutton in little bits as thin as you can, strew a little flour over it, have ready some gravy (sufficient for sauce) wherein sweet herbs, onions, pepper, and salt, have been boiled; strain it, put in the meat, with a little piece of butter rolled in flour, and a little salt, a shalot cut fine, a few capers and gherkins chopped fine; toss all together for a minute or two: have ready bread toasted, and cut in thin sippets, lay them round the dish, and pour in the hash. Garnish the dish with pickles and horse-radish.

Note. Some love a glass of red wine, or walnut pickle. You may put just what you like in a hash. If the sippets are toasted it is better.

PIG'S PETTYTOES.

Put pettytoes in a saucepan with half a pint of water, a blade of mace, a little whole pepper, a bundle of sweet herbs, and an onion. Let them boil five minutes, then take out the liver, lights, and heart, mince them very fine, grate a little nutmeg over them, and shake flour on them; let the feet do till they are tender, then take them out, and strain the liquor, put all together with a little salt and a piece of butter as big as a walnut, shake the

saucepan often, let it simmer five or six minutes, then cut toasted sippets, and lay round the dish, lay the mince-meat and sauce in the middle, the petty-toes split round it. You may add the juice of half a lemon, or a little vinegar.

TO DRESS A LEG OF MUTTON TO EAT LIKE VENISON:

Take a hind quarter of mutton, and cut the leg in the shape of a haunch of venison: save the blood of the sheep, and steep it five or six hours, then take it out, and roll it in three or four sheets of white paper well buttered on the inside, tie it with packthread, and roast it, basting it with beef dripping or butter. It will take two hours at a good fire, for it must be fat and thick. Five or six minutes before you take it up, take off the paper, baste it with butter, and shake a little flour over it, to make it have a fine froth, and then have a little good drawn gravy in bason, and sweet sauce in another. Do not garnish with any thing.

BAKED MUTTON CHOPS.

Take a loin or neck of mutton, cut it in steaks, put pepper and salt over it, butter a dish, and lay in the steaks; take a quart of milk, six eggs beat up fine, and four spoonsful of flour; beat your flour and eggs in a little milk first, and then put the rest to it; put in a little beaten ginger, and a little salt. Pour this over the steaks, and send it to the oven; an hour and a half will bake it.

TO FRY A LOIN OF LAMB.

Cut it in chops, rub it over on both sides with the yolk of an egg, and sprinkle bread crumbs, a little parsley, thyme, marjoram, and winter-savory, chopped fine, and a little lemon-peel chopped fine; fry in butter of a nice light brown, send it in a dish by itself. Garnish with a good deal of fried parsley.

A RAGOUT OF LAMB.

Take a fore quarter of lamb, cut the knuckle-bone off, lard it with the bits of bacon, flour it, fry it of a fine brown, and put it in an earthen pot or stewpan; put to it a quart of broth or good gravy, a bundle of herbs, a little mace, two or three cloves, and a little whole pepper; cover close, and let it stew pretty fast for half an hour, pour the liquor all out, strain it; keep the lamb hot in the pot till the sauce is ready. Take half a pint of oysters, flour them, fry them brown, drain out all the fat clean that you fried them in, skim all the fat off the gravy; then pour it in the oysters, put in an anchovy and two spoonsful of either red or white vine; boil all together till there is just enough for sauce, add fresh mushrooms, and some pickled ones, with a spoonful of the pickle, or the juice of half a lemon. Lay your lamb in the dish, and pour the sauce over it. Garnish with lemon.

TO STEW A LAMB'S OR CALF'S HEAD.

Wash and pick it very clean, lay it in water for an hour, take out the brains, and with a sharp pen-knife carefully take out the bones and tongue, but be careful you do not break the meat; then take out the two eyes; and take two pounds of veal and two of beef suet, a little thyme, a good piece of lemon-peel minced, a nutmeg grated, and two anchovies; chop all well together; grate two staled rolls, and mix all together with the yolks of four eggs; save enough of this meat to make about twenty balls; take half a pint of fresh mushrooms clean peeled and washed, the yolks of six eggs chopped, half a pint of oysters clean washed, or pickled cockles; mix them together; but first stew the oysters, and put to it two quarts of gravy, with a blade or two of mace. It will be proper to tie the head with packthread, cover close, and let it stew two hours; in the mean time beat up the brains with lemon-peel cut fine, a little parsley chopped, half a nutmeg grated, and the yolk of an egg; have dripping boiling, fry half the brains in little cakes, and fry the balls: keep them hot by the fire: take half an ounce of truffles and morels then strain the gravy the head was stewed in, put the truffles and morels to it with the liquor, and a few mushrooms, boil all together, put in the rest of the brains that are not fried, stew them together for a minute or two, pour it over the head, and lay the fried brains and balls round it. Garnish with lemon. You may fry twelve oysters.

SWEETBREADS.

Do not put any water or gravy in the stewpan, but put the same veal and bacon over the sweetbreads, and season as under directed; cover close, put fire over as well as under, and when they are enough, take out the sweetbreads; put in a ladleful of gravy, boil and strain it, skim off the fat, let it boil till it jellies, then put in the sweetbreads to glaze; lay essence of ham in the dish, and the sweetbreads on it; or make a rich gravy with mushrooms, truffles and morels, a glass of white wine, and two spoonsful of catchup. Garnish with cockscombs forced, and stewed in the gravy.

Note. You may add to the first, truffles, morels, mushrooms, cockscombs, palates, artichoke bottoms, two spoonsful of white wine, two of catchup, or just as you please.

N. B. There are many ways of dressing sweetbreads: you may lard them with thin slips of bacon, and roast them, with what sauce you please; or you may marinate them, cut them in thin slices, flour and fry them. Serve them with fried parsley, and either butter or gravy. Garnish with lemon.

TO BOIL A HAUNCH OR NECK OF VENISON.

Lay it in salt for a week, then boil it in a cloth well floured; for every pound of venison allow a quarter of an hour for boiling. For sauce, boil cauliflowers, pulled into little sprigs, in milk and water, some fine white cabbages, turnips cut in dice, with beet root cut in long narrow pieces, about

an inch and a half long, and half an inch thick : lay a sprig of cauliflower, add some of the turnips mashed with some cream and a little butter ; let cabbage be boiled, and then beat in a saucepan with a piece of butter and salt, lay that next the cauliflower, then the turnips, then cabbage, and so on, till the dish is full ; place the beet-root here and there, just as you fancy ; it looks very pretty, and is a fine dish. Have a little melted butter in a cup, if wanted.

Note. A leg of mutton cut venison fashion, and dressed the same way, is a pretty dish ; or a fine neck, with the scrag cut off. This eats well boiled or hashed, with gravy and sweet sauce, the next day.

TO ROAST TRIPE.

Cut tripe in two square pieces, somewhat long : have a force meat made of crumbs of bread, pepper, salt, nutmeg, sweet herbs, lemon-peel, and the yolks of eggs, mixed together ; spread it on the fat side of the tripe, and lay the other fat side next it ; roll it as light as you can, and tie it with a packthread : spit it, roast it, and baste it with butter ; when done lay it on a dish ; and for sauce melt butter, and add what drops from the tripe. Boil it together, and garnish with raspings.

TO DRESS POULTRY.

TO ROAST A TURKEY.

THE best way to roast a turkey, is to loosen the skin on the breast, and fill it with force meat, made thus ; take a quarter of a pound of beef suet, as many crumbs of bread, a little lemon peel, and anchovy, some nutmeg, pepper, parsley, and thyme. Chop and beat them all well together, mix them with the yolk of an egg, and stuff up the breast : when you have no suet, butter will do : or make force-meat thus ; spread bread and butter thin, and grate nutmeg over it ; when you have enough, roll it up, and stuff the breast of the turkey ; then roast it of a fine brown, but be sure to pin white paper on the breast till it is near done enough. You must have good gravy in the dish, and bread sauce made thus ; take a good piece of crumb, put it in a pint of water, with a blade or two of mace, two or three cloves, and some whole pepper. Boil it up five or six times, then with a spoon take out the spice you had before put in, and pour off the water : (you may boil an onion in it if you please :) then beat up the bread with a good piece of butter and a little salt. Or onion sauce made thus : take onions, peel them, and cut them in thin slices, and boil them half an hour in milk and water ; then drain the water from them, and beat them up with a good piece of butter : shake a little flour in, and stir it all together with a little cream, if you have it (or

milk will do;) put the sauce in boats, and garnish with lemon.

Another way to make sauce: take half a pint of oysters, strain the liquor, and put the oysters with the liquor in a saucepan, with a blade or two of mace, let them just lump, pour in a glass of white wine, let it boil once, and thicken it with a piece of butter rolled in flour. Serve this up by itself with good gravy in the dish, for every body does not love oyster sauce. This makes a pretty side dish for supper, or a corner dish of a table for dinner. If you chafe it in a dish, add half a pint of gravy to it, and boil it up together.

TO MAKE MUSHROOM SAUCE FOR WHITE FOWLS
OF ALL SORTS.

Take a quart of fresh mushrooms, well cleaned and washed, cut them it two, put them in a stew-pan, with a little butter, a blade of mace, and a little salt; stew it gently for an hour, then add a pint of cream, and the yolks of two eggs beat very well, and keep stirring till it boils up; then squeeze half a lemon, put it over the fowls, or turkeys, or in basons or in a dish, with a piece of French bread first buttered, then toasted brown, and just dip it in boiling water; put it in the dish, and the mushrooms over.

MUSHROOM SAUCE FOR WHITE FOWLS BOILED.

Take half a pint of cream, and a quarter of a pound of butter, stir them together one way till it is thick; then add a spoonful of mushroom pickle,

pickled mushrooms, or fresh, if you have them—
Garnish only with lemon.

TO MAKE CELERY SAUCE, EITHER FOR ROASTED
OR BOILED FOWLS, TURKEYS, PARTRIDGES, OR
ANY OTHER GAME.

Take a large bunch of celery, wash and pare it
clean, cut it in little thin bits, and boil it softly in a
little water till it is tender; then add a little beaten
mace, nutmeg, pepper and salt, thickened with a
piece of butter rolled in flour; then boil it up, and
pour it in a dish.

You may make it with cream thus; boil celery as
above, and add mace, nutmeg, a piece of butter as
big as a walnut rolled in flour, and half a pint of
cream; boil all together.

TO MAKE EGG SAUCE PROPER FOR ROASTED
CHICKENS.

Melt butter thick and fine, chop two or three
hard boiled eggs fine, put them in a bason, pour
the butter over them, and have good gravy in the
dish.

TO STEW A TURKEY BROWN.

Take a turkey after it is nicely picked and drawn,
fill the skin of the breast with force meat, and put
an anchovy, a shalot, and thyme in the belly; lard
the breast with bacon; then put a piece of butter
in the stew pan, flour the turkey, and fry it just of
a fine brown; then take it out, and put it in a deep

stewpan, or a little pot that will just hold it, and put in as much gravy as will barely cover it, a glass of white wine, some whole pepper, mace, two or three cloves, and a little bundle of sweet herbs: cover close, and stew it for an hour; then take up the turkey, and keep it hot, covered by the fire; and boil the sauce to about a pint, strain it off, add the yolks of two eggs, and a piece of butter rolled in flour: stir it till it is thick, and then lay the turkey in the dish, and pour the sauce over it. You may have ready some little French loaves, about the bigness of an egg, cut off the tops, and take out the crumbs, then fry them of a fine brown, fill them with stewed oysters, lay them round the dish, and garnish with lemon.

TO FORCE A FOWL.

Take a good fowl, pick and draw it, slit the skin down the back, and take the flesh from the bones: mince it very small, and mix it with one pound of beef-suet shred fine, a pint of large oysters chopped, two anchovies, a shalot, a little grated bread, and sweet herbs; shred all this well, mix them together, and make it up with the yolks of eggs; turn all these ingredients on the bones again, draw the skin over, and sew up the back, and either boil the fowl in a bladder an hour and a quarter, or roast it; then stew more oysters in gravy, bruise in a little of the force-meat, mix it up with a little fresh butter, and a very little flour; then give it a boil, lay the fowl in a dish, and pour the sauce over it. Garnish with lemon.

TO BROIL CHICKENS.

Slit them down the back, and season with pepper and salt, lay them on a very clear fire, and at a great distance. Let the inside lay next the fire till it is above half done; then turn it, and take great care the fleshy side does not burn, and let them be of a fine brown. Let the sauce be good gravy, with mushrooms, and garnish with lemon and the livers broiled, the gizzards cut, slashed, and broiled with pepper and salt.

Or this sauce: take a handful of sorrel, dipped in boiling water, drain it, and have ready half a pint of good gravy, a shalot shred small, and parsley boiled green: thicken it with a piece of butter rolled in flour, and add a glass of red wine, lay the sorrel in heaps round the fowls, and pour the sauce over them. Garnish with lemon.

Note. You may make just what sauce you fancy.

CHICKENS WITH TONGUES. A GOOD DISH FOR A
GREAT DEAL OF COMPANY.

Take six small chickens boiled very white six hogs, tongues, boiled and peeled, a cauliflower boiled in milk and water whole, and a good deal of spinage boiled green; then lay the cauliflower in the middle, the chickens close all round, and the tongues round them with the roots outward, and the spinage in little heaps between the tongues. Garnish with little pieces of bacon toasted, and lay a piece on each of the tongues.

TO BOIL A DUCK OR A RABBIT WITH ONIONS.

Boil a duck or rabbit in a good deal of water; be sure to skim the water, for there will always rise a scum, which, if it boils down, will discolour fowls, &c. They will take about half an hour boiling. For sauce, onions must be peeled, and thrown in water as you peel them, then cut them in thin slices, boil them in milk and water, and skim the liquor. Half an hour will boil them. Throw them in a clean sieve to drain, put them in a saucepan, and chop them small, shake in a little flour, put in two or three spoonfuls of cream, a good piece of butter, stew all together over a fire till they are thick and fine, lay the duck or rabbit in the dish, and pour the sauce all over; if a rabbit, cut off the head; and cut it in two, and lay it on each side the dish.

Or you make the sauce for change; take a large onion, cut it small, half a handful of parsley clean washed and picked, chop it small, a lettuce cut small, a quarter of a pint of good gravy, a piece of butter rolled in a little flour; add a little juice of lemon, a little pepper and salt; stew all together for half an hour, then add two spoonfuls of red wine. This sauce is most proper for a duck; lay the duck in the dish, and pour the sauce over it.

A DUCK WITH GREEN PEAS.

Put a stewpan over the fire, with a piece of fresh butter; single the duck, and flour it, turn it in the pan two or three minutes, pour out all the fat but let

the duck remain in the pan : put to it a pint of good gravey, a pint of pease, two lettuces, cut small a bundle of sweet herbs, a little pepper and salt cover close, and let them stew for half an hour; now and then give the pan a shake; when they are just done, grate in a little nutmeg, and put in a little beaten mace, and thicken it, either with a piece of butter, rolled in flour, or the yolk of an egg beat up with two or three spoonfuls of cream; shake it all together, for three or four minutes, take out the sweet herbs, lay the duck in a dish, and pour the sauce over it. You may garnish with boiled mint chopped or let it alone.

DIRECTIONS FOR ROASTING A GOOSE.

Take sage wash and pick it clean, and an onion, chop them fine, with pepper and salt, and put them in the belly; let the goose be clean picked and wiped dry with a cloth, inside and out; put it down to the fire, and roast it brown; one hour will roast a large goose, three quarters of an hour a small one. Serve it in a dish with brown gravy, apple sauce in a boat, and some gravy in another.

TO STEW GIBLETS.

Let them be nicely scalded and picked, cut the pinions in two; cut the head, neck, and legs in two and the gizzards in four; wash them very clean; put them in a stewpan, or soup-pot, with three pounds of scrag of veal; just cover them with water; let them boil up, take all the scum clean off, then put three onions, two turnips, one carrot, a lit-

the thyme and parsley, stew them till they are tender, strain them through a sieve; wash the giblets clean with warm water out of the herbs, &c.; then take a piece of butter, as big as a large walnut, put it in a stewpan, melt it, and put in a large spoonfull of flour, keep it stirring till it is smooth; then put in the broth and gibblets, stew them for a quarter of an hour; season with salt: or you may add a gill of Lisbon; and just before you serve them up chop a handfull of green parsley, and put in: give them a boil up, and serve them in a tureen or soupp dish.

N. B. Three pair will make a handsome tureen full.

TO BOIL PIGEONS.

Boil them by themselves for fifteen minutes; boil a handsome square piece of bacon, and lay it in the middle: stew spinach to lay round, and lay the pigeons on the spinage. Garnish with parsley laid in a plate before the fire to crisp. Or lay one pigeon in the middle, and the rest round, and the spinage between each pigeon, and a slice of bacon on each pigeon. Garnish with slices of bacon and melted butter in a cup.

TO JUG PIGEONS.

Pull, crop, and draw pigeons, but do not wash them; save the livers, and put them in scalding water, set them on the fire for a minute or to; then take them out, and mince them small, bruise them with the back of a spoon; mix them with a little

pepper, salt, grated nutmeg, and lemon-peel, shred very fine, chopped parsley, and two yolks of hard eggs : bruise them as you do the liver, and put as much suet as liver shaved fine, and as much grated bread ; work them together with raw eggs, and roll it in fresh butter : put a piece in the crops and bellies, and sew up the necks and vents ; then dip the pigeons in water, and season with pepper and salt, as for a pie, put the in them jug with a piece of celery, stop them close, and set them in a kettle of cold water ; first cover them close, and lay a tile on the top of the jug, and let it boil three hours ; then take them out of the jug and lay them in a dish, take out the celery put in a piece of butter rolled in flour, shake it till it is thick, and pour it on the pigeons. Garnish with lemon.

TO STEW PIGEONS.

Season pigeons with pepper and salt, a few cloves and mace, and sweet herbs ; wrap this seasoning up in a piece of butter, and put it in their bellies ; then tie up the neck and vent, and half roast them ; put them in a stewpan, with a quart of good gravy, a little white wine, a few pepper corns, three or four blades of mace, a bit of lemon, a bundle of sweet herbs, and a small onion ; stew them gently till they are enough ; then take the pigeons out, and strain the liquor through a sieve ; skim it and thicken it in the pan, put in the pigeons, with pickled mushrooms and oysters ; stew it five minutes, and put the dish, and the sauce over.

TO ROAST PATRIDGES.

Let them be nicely roasted, but not too much; baste them gently with a little butter, and dredge with flour, sprinkle a little salt on, and froth them nicely up; have good gravy in a dish, with bread-sauce in a boat, made thus: take a handful or two of crumbs of bread, put in a pint of milk, or more, a small whole onion, a little whole white pepper, a little salt, and a bit of butter; boil it all up; then take the onion out, and beat it well with a spoon; take poverroy sauce in a boat, made thus: chop four shalots fine, a gill of good gravy, a spoonfull of vinegar, a little pepper and salt; boil them up one minute, then put it in a boat.

TO ROAST PHEASANTS.

Pick and draw pheasants, singe them; lard one with bacon, but not the other; spit them, roast them fine, and paper them all over the breast: when they are just done, flour and baste them with a little nice butter, and let them have a fine white froth: then take them up, and pour good gravy in the dish, and bread-sauce in plates.

TO BOIL A PHEASANT.

Take a fine pheasant, boil it in a good deal of water, keep the water boiling; half an hour will do a small one, and three quarters of an hour a larger one. Let the sauce be celery, stewed and thickened with cream, and a little piece of butter rolled in

flour ; take up the pheasant, and pour the sauce over. Garnish with lemon. Observe to stew celery, so that the liquor will not be all wasted away before you put the cream in : if it wants salt, put in some to your own palate.

TO ROAST SNIPES OR WOODCOCKS.

Spit them on a small bird spit, flour and baste them with a piece of butter, have ready a slice of bread, toasted brown, lay it in a dish, and set it under the snipes for the trail to drop on: when they are enough, take them up, and lay them on a toast; have ready for two snipes a quarter of a pint of good gravy and butter; pour it in the dish, and set it over a chafing dish two or three minutes. Garnish with lemon, and send to table.

TO DRESS PLOVERS.

To two plovers take two artichoke bottoms boiled, chesnuts roasted and blanched, some skirrets boiled, cut all very small, mix it with some marrow or beef-suet, the yolks of two hard eggs, chop all together; season with pepper, salt, nutmeg, and a little sweet herbs; fill the bodies of the plovers, lay them in a saucepan, put to them a pint of gravy, a glass of white wine, a blade or two of mace, some roasted chesnuts blanched, and artichoke bottoms cut in quarters, two or three yolk of eggs, and a little juice of lemon; cover close, and let them stew an hour softly. If you find the sauce is not thick enough, take a piece of butter rolled in flour, and put into the sauce; shake it round, and when

it is thick, take up your plovers, and pour the sauce over them. Garnish with roasted chesnuts.

Ducks are very good done this way,

Or you may roast plovers as you do any other fowl and have gravy sauce in the dish.

Or boil them in good celery sauce, either white or brown, as you like.

The same way you may dress widgeons.

N. B. The best way to dress plovers, is to roast them as woodcocks, with a toast under them, and gravy and butter.

TO DRESS A JUGGED HARE.

Cut it in little pieces, lard them here and there with little slips of bacon, season with a little pepper and salt, put them into an earthen jug, with a blade or two of mace, an onion stuck with cloves, and a bundle of sweet herbs; cover the jug close that nothing can get in, then set it in a pot of boiling water, and three hours will do it; then turn it out in the dish, and take out the onion and sweet herbs, and send it to table hot. If you do not like it larded, leave it out.

TO BOIL RABBITS.

Truss them for boiling, boil them quick and white, put them into a dish, with onion sauce over, made thus: take as many onions as you think will cover them; peel them, and boil them tender, strain them off, squeeze them very dry, and chop them fine, put them in a stewpan, with a piece of butter, half a pint of cream, a little salt, and shake in a

little flour; stir them well over a gentle fire, till the butter is melted; then put them over the rabbits: or a sauce made thus: blanch the livers, and chop them very fine, with some parsley blanched and chopped; mix them with melted butter, and put it over; or with gravy and butter.

COD SOUNDS BROILED WITH GRAVY.

Scald them in hot water, and rub them with salt well; blanch them; that is, take off the black dirty skin, set them on in cold water, and let them simmer till they begin to be tender; take them out and flour them, and broil them on the gridiron. In the mean time take good gravy, mustard, a bit of butter rolled in flour, boil it, season it with pepper and salt. Lay the sounds in a dish, and pour the sauce over them.

FRIED SAUSAGES.

Take half a pound of sausages, and six apples, slice four as thick as a crown, cut the other two in quarters, fry them with the sausages of a fine light brown, lay the sausages in the middle of the dish, and the apples round. Garnish with the quartered apples.

Stewed cabbages and sausages fried is a good dish; then heat cold pease-pudding in the pan, lay it in a dish, and the sausages round, heap the pudding in the middle, and lay the sausages round thick up, and edgeways, and one in the middle at length.

COLLOPS AND EGGS.

Cut either bacon, pickled beef, or hung mutton, in thin slices, broil them nicely, lay them in a dish before the fire, have ready a stewpan of water boiling, break as many eggs as you have collops, one by one into a cup, and pour them into a stewpan. When the whites of the eggs begin to harden, and all look of a clear white, take them up one by one in an egg-slice, and lay them on the collops.

TO DRESS COLD FOWL OR PIGEON.

Cut them in four quarters, beat up an egg or two, according to what you dress, grate in nutmeg, a little salt, parsley chopped, a few crumbs of bread; beat them well together, dip them in the batter, and have ready dripping, hot in a stewpan, in which fry them of a fine light brown; have ready a little good gravy, thickened with a little flour, mixed with a spoonful of catchup: lay the fry in the dish, and pour the sauce over. Garnish with lemon, and a few mushrooms, if you have any. A cold rabbit eats well done thus.

TO MINCE VEAL.

Cut veal as thin as possible, but do not chop it; grate nutmeg over it, shred a little lemon peel very fine, throw a little salt on it, dredge a little flour over it. To a large plate of veal take four or five spoonfuls of water, let it boil, then put in the veal, with a bit of butter as big as an egg, stir it well to-

gether; when it is quite warm, it is enough. Have ready a thin piece of bread, toasted brown, cut it in three corner sippets, lay it round the plate, and pour in the veal. Before you put it in, squeeze in half a lemon, or half a spoonful of vinegar. Garnish with lemon. You may put gravy instead of water, if you love it strong; but it is better without.

TO FRY COLD VEAL.

Cut in pieces about as thick as half-a-crown, and as long as you please, dip them in the yolk of eggs, and then in crumbs of bread, with sweet herbs, and shred lemon-peel in it; grate a little nutmeg over them, and fry them in fresh butter. The butter must be hot, just enough to fry them in; in the mean time, make gravy of the bone of the veal. When the veal is fried, take it out with a fork and lay it in a dish before the fire; then shake flour in the pan, and stir it round; then put in a little gravy, squeeze in a little lemon, and pour it over the veal. Garnish with lemon.

TO TOSS UP COLD VEAL WHITE.

Cut the veal in little thin bits, put milk enough to it for sauce, grate in a little nutmeg, a little salt, a little piece of butter rolled in flour; to half a pint of milk, the yolks of two eggs well beat, a spoonful of mushroom pickle; stir all together till it is thick; then pour it in a dish, and garnish with lemon.

Cold fowls skimmed, and done this way, eat well; or the best end of a cold breast of veal; first

try it, drain it from this fat, then pour the sauce to it.

TO HASH COLD MUTTON.

Cut mutton with a very sharp knife in little bits, as thin as possible ; then boil the bones with an onion, a few sweet herbs, a blade of mace, a very little whole pepper, a little salt, a piece of crust toasted crisp ; let it boil till there is enough for sauce, strain it, and put it in a saucepan with a piece of butter rolled in flour ; put in the meat ; when it is very hot it is enough. Have ready thin bread, toasted brown, cut three-corner-ways, lay them round the dish, and pour in the hash. As to walnut pickle, and all sorts of pickles, you must put in according to your fancy. Garnish with pickles. Some love a small onion peeled, and cut very small, and done in the hash.

TO HASH MUTTON LIKE VENISON.

Cut it thin as above ; boil the bones as above ; strain the liquor, where there is just enough for the hash ; to a quarter of a pint of gravy put a large spoonful of red wine, an onion peeled and chopped fine, a little lemon-peel shred fine, a piece of butter as big as a small walnut, rolled in flour : put it in a saucepan with the meat, shake it together, and when it is thoroughly hot, pour it in a dish. Hash beef the same way.

TO MAKE COLLOPS OF COLD BEEF.

If you have any cold inside of a sirloin of beef, take off all the fat, cut it in little thin bits, cut an onion small, boil as much water or gravy as you think will do for sauce; season it with a little pepper and salt, and sweet herbs. Let the water boil, then put in the meat, with a piece of butter rolled in flour, shake it round, and stir it. When the sauce is thick, and the meat done, take out the sweet herbs, and pour it in a dish. They do better than fresh meat.

RULES TO BE OBSERVED IN ALL MADE DISHES.

First, let the stewpans, or saucepans, and covers be very clean, free from sand, and well tinned; and that all the white sauces have a little tartness, and be very smooth, and of a fine thickness: and all the time any white sauce is over the fire, keep stirring it one way.

And as to brown sauce, take care no fat swims at the top, but that it be all smooth alike, and about as thick as good cream, and not to taste of one thing more than another. As to pepper and salt, season to your palate, but do not put too much, for that will take away the fine flavour of every thing. As to most made dishes, put in what you think proper to enlarge it, or make it good; as mushrooms pickled, dried, fresh, or powdered; truffles, morels, cockscombs stewed, ox-palates cut in small bits; artichoke bottoms, either pickled, fresh, boiled, or dried, softened in warm water, each cut in four

pieces: asparagus tops, the yolks of hard eggs, force-meat balls, &c. The best things to give a sauce tartness are mushroom pickle, white walnut pickle, elder vinegar, or lemon juice.

OF SOUPS AND BROTHS.

STRONG BROTH FOR SOUP AND GRAVY.

Take a shin of beef, a knuckle of veal, and a scrag of mutton, put them in five gallons of water; let it boil up, skim it clean, and season with six large onions, four leeks, four heads of celery, two carrots, two turnips, a bundle of sweet herbs, six cloves, a dozen corns of allspice, and salt; skim it very clean, and let it stew gently for six hours; strain it off, and put it by for use.

When you want very strong gravy, take a slice of bacon, lay it in a stewpan; a pound of beef, cut it thin, lay it on the bacon, slice in a piece of carrot, an onion sliced, a crust of bread, a few sweet herbs, a little mace, cloves, nutmeg, whole pepper, and an anchovy; cover and set it on a slow fire five or six minutes, and pour in a quart of the above gravy; cover close, and let it boil softly till half is wasted. This will be a rich, high, brown sauce for fish, fowl, or ragout.

GRAVY FOR WHITE SAUCE.

Take a pound of any part of veal, cut it in small pieces, boil it in a quart of water, with an

onion, a blade of mace, two cloves, and a few whole peppercorns. Boil it till it is as rich as you would have it.

GRAVY FOR TURKEY, FOWL, OR RAGOUT.

Take a pound of lean beef, cut and hack it well, then flour it, put a piece of butter as big as a hen's egg in a stewpan; when it is melted, put in the beef, fry it on all sides a little brown, then pour in three pints of boiling water, a bundle of sweet herbs, two or three blades of mace, three or four cloves, twelve whole pepper-corns, a bit of carrot, a piece of crust of bread toasted brown: cover close, and let it boil till there is about a pint or less; season it with salt, and strain it off.

MUTTON OR VEAL GRAVY.

Cut and hack veal well, set it on the fire with water, sweet herbs, mace, and pepper. Let it boil till it is as good as you would have it, then strain it off. Your fine cooks, if they can, chop a partridge or two, and put in gravies.

A STRONG FISH GRAVY.

Take two or three eels, or any fish you have, skin or scale them, gut and wash them from grit, cut them in little pieces, put them in a saucepan, cover them with water, a little crust of bread toasted brown, a blade or two of mace, and some whole pepper, a few sweet herbs, and a little bit of lemon peel. Let it boil till it is rich and good, then have

ready a piece of butter, according to the gravy; if a pint, as big as a walnut. Melt it in the saucepan, shake in a little flour, and toss it about till it is brown, and strain in the gravy. Let it boil a few minutes, and it will be good.

STRONG BROTH TO KEEP FOR USE.

Take part of a leg of beef, and the scrag end of a neck of mutton, break the bones in pieces, and put to it as much water as will cover it, and a little salt; skim it clean, and put in a whole onion stuck with cloves, a bunch of sweet herbs, pepper, and a nutmeg quaterd. Boil these till the meat is in pieces and the strength boiled out; strain it and keep it for use.

GREEN PEAS SOUP.

Take a gallon of water, make it boil; put in six onions, four turnips, two carrots, two heads of celery, cut in slices, some cloves, four blades of mace, four cabbage lettuces cut small; stew them for an hour; strain it off, and put in two quarts old green peas, and boil them in the liquor till tender; then beat or bruise them, and mix them up with the broth, and rub them through a tammy or cloth, and put it in a clean pot, and boil it up in fifteen minutes; season with pepper and salt to your liking; then put the soup in a tureen, with small slices of bread toasted very hard.

A PEAS SOUP FOR WINTER.

Take about four pounds of lean beef, cut it in small pieces, a pound of lean bacon, or pickled pork, set it on fire with two gallons of water, let it boil and skim it well; then put in six onions, two turnips, one carrot, and four heads of celery, cut small, twelve corns of allspice, and put in a quart of split peas, boil it gently for three hours, strain them through a sieve, and rub the peas well through, then put the soup in a clean pot, and put it in a clean pot, and put in dried mint rubbed to powder: cut the white of four heads of celery, and two turnips in dices, and boil them in a quart of water for fifteen minutes; strain them off, and put them in the soup; take a dozen rashers of bacon fried, and put them in the soup, season with pepper and salt to your liking: boil it up for fifteen minutes, then put it in a tureen, with dices of bread fried crisp.

Note. The liquor of a boiled leg of pork makes good soup.

MUTTON BROTH.

Take a neck of mutton six pounds, cut it in two, boil the crag in a gallon of water, skim it well, put in a little bundle of sweet herbs, an onion, and a good crust of bread. Let it boil an hour, then put in the other part of the mutton, a turnip or two, dried marigolds, a few chives chopped fine, a little parsley chopped fine; put these in a quarter of an hour before the broth is enough. Season with salt; or you may put in a quarter of a pound of barley or

rice at first. Some love it thickened with oatmeal, and some with bread; others season with mace, instead of sweet herbs and onion. All this is fancy, and different palates. If you boil turnips for sauce, do not boil all in the pot, it makes the broth too strong of them, but boil them in a saucepan.

BEEF BROTH.

Take a leg of beef, crack the bone in two or three parts, wash it clean, put it in a pot with a gallon of water, skim it, put in two or three blades of mace, a bundle of parsley, and a crust of bread. Boil it till the beef is tender, and the sinews. Toast bread, and put in dices, put it in a tureen; lay in the meat, and pour in the soup.

SCOTCH BARLEY BROTH.

Take a leg of beef, chop it to pieces, boil it in three gallons of water, with a piece of carrot and a crust of bread, till it is half boiled away; strain it off, and put it in the pot again with half a pound of barley, four or five heads of celery, washed clean, and cut small, a large onion, a bundle of sweet herbs, a little parsley chopped small, and a few marigolds. Boil this an hour. Take a cock or large fowl, clean picked and washed, put in the pot; boil it till the broth is good, season it with salt, and send it to the table with the fowl in the middle. This broth is very good without the fowl. Take out the onion and sweet herbs before you send it to table.

Some make this broth with sheep's head instead of a leg of beef, and it is very good; but you must

chop the head to pieces. The thick flank (six pounds to six quarts, of water) makes good broth: then put the barley in with the meat, first skim it well, boil it an hour softly, then put in the above ingredients, with turnips and carrots clean scraped and pared, and cut in pieces. Boil altogether softly, till the broth is good; season it with salt, and send it to table, with the beef in the middle, turnips and carrots round, and pour the broth over all.

RULES TO BE OBSERVED IN MAKING SOUPS OR
BROTHS.

Take great care the pots, saucepans, and covers, be very clean, and free from grease and sand, and that they be well tinned, for fear of giving the broths and soups any brassy taste. If you have time to stew as softly as you can, it will both have a finer flavour, and the meat will be tenderer. But then observe, when you make soups or broths for present use, if it is to be done softly, do not put more water than you intend to have soup or broth; and if you have the convenience of an earthen pan, or pipkin, set it on embers till it boils, then skim it and put in the seasoning; cover close, and set it on embers, so that it may do softly for some time, and the meat and broth will be delicious. Observe, in all broths and soups, that one thing does not taste more than another, but that the taste be equal, and it has a fine agreeable relish, according to what you design it for: and to be sure that all the greens and herbs you put in be cleaned, washed, and picked,

OF PUDDINGS.

A MARROW PUDDING.

Take a quart of cream and milk, and a quarter of a pound of Naples biscuit, put them on the fire in a stew pan, and boil them up; take the yolk of eight eggs, the whites of four, beat very fine, a little soft sugar, some marrow chopped, a small glass of brandy and sack, a little orange flower water; mix all well together, and put them on the fire, keeping stirring till it is thick, and put it away to get cold.

Have a dish rimmed with puff-paste, put your stuff in, sprinkle currants that have been well washed in cold water, and rubbed clean in a cloth, marrow cut in slices, and some candied lemon, orange, and citron, cut in shreds, and send it to the oven; three quarters of an hour will bake it: send it up hot.

A BOILED SUET PUDDING.

A quart of milk, four spoonfuls of flour, a pound of suet, shred small, four eggs, a spoonful of beaten ginger, a tea-spoonful of salt; mix the eggs and flour with a pint of the milk very thick, and with the seasoning mix in the rest of the milk and suet. Let the batter be thick, and boil it two hours.

A BOILED PLUMB PUDDING.

Take a pound of suet cut in pieces, not too fine, a pound of currants and a pound of raisins stoned, eight eggs, half the whites, half a nutmeg grated, and a tea-spoonful of beaten ginger, a pound of flour, a pint of milk: beat the eggs first, add half the milk, beat them together, and by degrees stir in the flour, then the suet, spice, and fruit, and as much milk as will mix it together very thick. Boil it five hours.

A YORKSHIRE PUDDING.

Take a quart of milk, four eggs, and a little salt, make it up in a thick batter with flour, like pancake batter. Have a good piece of meat at the fire: take a stewpan, and put some dripping in, set it on the fire; when it boils, pour in the pudding; let it bake on the fire till you think it is nigh enough, then turn a light upside down in the dripping-pan, that the dripping may not be blacked; set the stewpan on it, under the meat, and let the dripping drop on the pudding, and the heat of the fire come to it, to make it of a fine brown. When the meat is done and sent to table, drain the fat from the pudding, and set it on the fire to dry a little: then slide it as dry as you can in a dish; melt butter, and pour it in a cup, and set it in the middle of the pudding. It is an excellent good pudding; the gravy of the meat eats well with it.

A STEAK PUDDING.

Make a good crust, with suet shred fine with flour, and mix it with cold water; season with a little salt, and make a pretty stiff crust, about two pounds of suet to a quarter of a peck of flour. Let the steaks be either beef or mutton, well seasoned with pepper and salt; make it up as you do an apple pudding; tie it in a cloth, and put it in the water boiling. If it be large, it will take five hours; if small three hours. This is the best crust for an apple pudding. Pigeons eat well this way.

SUET DUMPLINGS.

Take a pint of milk, four eggs, a pound of suet, a pound of currants, two tea-spoonfuls of salt: three of ginger: first take half the milk, and mix it like a thick batter, then put the eggs, the salt, and ginger, then the rest of the milk by degrees, with the suet and currants, and flour, to make it like a light paste. When the water boils, make them in rolls as big as a large turkey's egg, with a little flour; then flat them and throw them in boiling water. Move them softly, that they do not stick together: keep the water boiling, and half an hour will boil them.

A POTATOE PUDDING.

Boil two pounds of potatoes, and beat them in a mortar fine, beat in half a pound of melted butter,

boil it half an hour, pour melted butter over it, with a glass of white wine or the juice of a Seville orange, and throw sugar over it and the dish.

TO BOIL AN ALMOND PUDDING.

Beat a pound of sweet almonds as small as possible, with three spoonfuls of rose-water, and a gill of sack or white wine, and mix in half a pound of fresh butter melted, five yolks of egg and two whites, a quart of cream, a quarter of a pound of sugar, half a nutmeg grated, one spoonful of flour, and three of crumbs of bread; mix all well together, and boil it. It will take half an hour boiling.

A SAGO PUDDING.

Let half a pound of sago be washed in three or four hot waters, put to it a quart of new milk, and let it boil together till it is thick: stir it carefully, (for it is apt to burn,) put in a stick of cinnamon when you set it on the fire: when it is boiled, take it out; before you pour it out, stir in half a pound of fresh butter, then pour it in a pan, and beat up nine eggs, with five of the whites and four spoonfuls of sack; stir all together, and sweeten to your taste. Put in a quarter of a pound of currants washed and rubbed, and plumed in two spoonfuls of sack, and two of rose-water; mix all together, stir it over a slow fire till it is thick, lay a puff paste over a dish, pour in the ingredients, and bake it.

A MILLET PUDDING.

You must get half a pound of millet seed, after it is washed and picked clean, put to it half a pound of sugar, a whole nutmeg grated, and three quartss of milk. When you have mixed all well together, break in half a pound of fresh butter in your dish, pour it in, and bake it.

AN APPLE PUDDING.

Take twelve large pippins, pare them, take out the cores, and put them in a saucepan, with four or five spoonfuls of water; boil them till they are soft and thick; beat them well, stir in a pound of loaf sugar, the juice of three lemons, the peel of two lemons cut thin, and beat fine in a mortar, the yolks of eight eggs beat; mix all together, bake it in a slack oven; when it is near done, throw over a little fine sugar. You may bake it in a puff-past, as you do the other puddings.

A RICE PUDDING.

In half a pound of rice put three quarts of milk, stir in half a pound of sugar, grate in a small nutmeg, and break in half a pound of fresh butter; butter a dish, pour it in, and bake it. You may add a quarter of a pound of currants for change. If you boil the rice and milk, and then stir in the sugar, you may bake it before the fire, or in a tin oven. You may add eggs, but it will be good without.

TO BOIL A CUSTARD PUDDING.

Take a pint of cream, out of which take two or three spoonfuls, and mix with a spoonful of fine flour; set the rest to boil. When it is boiled, take it off, and stir in the cold cream and flour well; when cold, beat up five yolks and two whites of eggs, and stir in a little salt and nutmeg, and two or three spoonfuls of sack; sweeten to your palate: butter a wooden bowl, and pour it in, tie a cloth over it, and boil it half an hour. When it is enough untie the cloth, turn the pudding in a dish, and pour melted butter over it.

A BATTER PUDDING.

Take a quart of milk, beat up six eggs, half the whites, mix as above, six spoonfuls of flour, a tea-spoonful of salt, and one of beaten ginger; mix altogether, boil it an hour and a quarter, and pour melted butter over it. You may put in eight eggs for change, and half a pound of prunes or currants.

A BATTER PUDDING WITHOUT EGGS.

Take a quart of milk, mix six spoonfuls of flour with a little of the milk first, a tea-spoonful of salt, two of beaten ginger, and two of the tincture of saffron: mix all together, and boil it an hour. You may add fruit as you think proper.

A BREAD PUDDING.

Cut off all the crust of a twopenny loaf, and slice it thin in a quart of milk, set it over a chafing-dish of coals till the bread has soaked up the milk, then put in a piece of sweet butter, stir it round, let it stand till cold; or you may boil the milk, and pour over the bread, and cover close, it does full as well; then take the yolks of six eggs, the whites of three, and beat them up with a little rose-water and nutmeg, if you choose it. Mix all well together, and boil it one hour.

A BAKED BREAD PUDDING.

Take the crumbs of a two-penny loaf, as much flour, the yolks of four eggs and two whites, a teaspoonful of ginger, half a pound of raisins, stoned, half a pound of currants, clean washed and picked, a little salt. Mix first the bread and flour, ginger, salt, and sugar, to your palate; then the eggs, and as much milk as will make it like a good butter, then the fruit; butter the dish, pour it in, and bake it.

A FINE PLAIN BAKED PUDDING.

You must take a quart of milk, and put three bay leaves in it. When it has boiled a little, with flour make it into a hasty-pudding, with a little salt, pretty thick; take it off the fire, and stir in half a pound of butter, a quarter of a pound of sugar; beat up twelve eggs, and half the whites; stir all

well together, lay a puff-paste all over the dish, and pour in your stuff. Half an hour will bake it.

AN APRICOT PUDDING.

Coddle six large apricots very tender, break them small, sweeten to your taste. When they are cold, add six eggs, only two whites well beat; mix them well together with a pint of good cream, lay a puff-paste all over the dish, and pour in the ingredients. Bake it half an hour; do not let the oven be too hot; when it is enough, throw a little fine sugar over it, and send it hot to table.

A BREAD AND BUTTER PUDDING.

Get a two-penny loaf, and cut it in thin slices of bread and butter, as you do for tea. Butter a dish, as you cut them lay slices all over it, then strew a few currants, clean washed and picked: then a row of bread and butter, then a few currants, and so on, till the bread and butter is in; then take a pint of milk, beat up four eggs, a little salt, half a nutmeg, grated; mix all together with sugar to your taste: pour this over the bread, and bake it half an hour. A puff-paste under does best. You may put in two spoonfuls of rose-water.

A BOILED RICE PUDDING.

Get a quarter of a pound of the flour of rice, put it over the fire with a pint of milk, and keep it stirring constantly, that it may not clot nor burn. When it is of a good thickness, take it off, and pour

it in an earthen pan ; stir in half a pound [of butter very smooth, or half a pound of cream or new milk, sweeten to your palate, grate in half a nutmeg, and the rind of a lemon. Beat up the yolks of six eggs and two whites, mix all well together ; boil it either in small china basons or wooden bowls. When done, turn them into a dish, pour melted butter over with a little sack, and throw sugar all over.

A CHEAP RICE PUDDING.

Get a quarter of a pound of rice, and half a pound of raisins, stoned, and tie them in a cloth. Give the rice a great deal of room to swell. Boil it two hours ; when it is enough, turn it into your dish, and pour melted butter and sugar over it, with a little nutmeg.

TO MAKE A CHEAP BAKED RICE PUDDING.

You must take a quarter of a pound of rice, boil it in a quart of new milk, stir it that it does not burn ; when it begins to thicken, take it off, let it stand till it is a little cool, then stir in well a quarter of a pound of butter ; sugar to your palate ; grate a nutmeg, butter your dish, pour it in, and bake it.

TO MAKE A QUAKING PUDDING.

Take a pint of cream, six eggs, and half the whites, beat them well, and mix with the cream ; grate a little nutmeg in, add a little salt, and a little rose-water, if it be agreeable ; grate in the crumbs

of a halfpenny roll, or a spoonful of flour, first mixed with a little of the cream, or a spoonful of the flour of rice. Butter a cloth well, and flour it; then put in your mixture, tie it not too close, and boil it half an hour fast. Be sure the water boils before you put it in.

TO MAKE A CREAM PUDDING.

Take a quart of cream, boil it with a blade of mace, and half a nutmeg grated; let it cool; beat up eight eggs, and three whites, strain them well, mix a spoonful of flour with them, a quarter of a pound of almonds blanchèd, and beat fine, with a spoonful of orange-flower or rose-water, mix with the eggs, then by degrees mix in the cream, beat all well together; take a thick cloth, wet it and flour it well, pour in your stuff, tie it close, and boil it half an hour. Let the water boil fast: when it is done, pour it into your dish; pour melted butter over, with a little sack, and throw fine sugar all over it.

TO MAKE A PRUNE PUDDING.

Take a quart of milk, beat six eggs, half the whites, in half a pint of the milk, and four spoonfuls of flour, a little salt, and two spoonfuls of beaten ginger; then by degrees mix in all the milk, and a pound of prunes, tie it in a cloth, boil it an hour, melt butter and pour over it. Damsons eat well done this way in the room of prunes.

TO MAKE AN APPLE PUDDING.

Make a good puff-paste, roll it out half an inch thick, pare your apples, and core them, enough to fill the crust, close it up, tie it in a cloth, and boil it: if a small pudding, two hours; if a large one, three or four hours. When it is done, turn it into your dish, eat a piece of the crust out of the top, butter and sugar it to your palate; lay on the crust, and send it to table hot. A pear pudding, makes the same way. And thus you may make a damson pudding, or any sort of plums, apricots, cherries or mulberries, and are very fine.

YEAST DUMPLINGS.

First make a light dough as for bread, with flour, water, salt, and yeast, cover with a cloth, and set it before the fire for half an hour; then have a saucepan of water on the fire, and when it boils, take the dough and make it into round balls, as big as a large hen's egg; then flat them with your hand, and put them in the boiling water; a few minutes boils them. Take great care they do not fall to the bottom of the pot or saucepan, for then they will be heavy; and be sure to keep the water boiling all the time. When they are enough, take them up (which will be in ten minutes or less,) lay them in your dish, and have melted butter in a cup. As good a way as any to save trouble, is to send to the baker's for half a quartern of dough, (which will make a great many,) and then you have only to boil it.

NORFOLK DUMPLINGS.

Mix a thick batter as for pancakes, take half a pint of milk, two eggs, a little salt, and make it into a batter with flour. Have ready a clean saucepan of water boiling, into which drop the batter. Be sure the water boils fast, and two or three minutes will boil them; then throw them into a sieve to drain the water away; then turn them into a dish, and stir a lump of fresh butter into them: eat them hot, and they are very good.

HARD DUMPLINGS.

Mix flour and water with a little salt, and like paste, roll it in balls as big as a turkey's egg, roll them in a little flour, have the water boiling, throw them in, and half an hour will boil them. They are best boiled with a good piece of beef. You may add, for change, a few currants. Have melted butter in a cup.

APPLE DUMPLINGS.

Make a good puff-paste; pare some large apples, cut them in quarters, and take out the cores very nicely; take a piece of crust, and roll it round, enough for one apple; if they are big, they will not look pretty, so roll the crust round each apple, and make them round with a little flour in your hand. Have a pot of water boiling, take a clean cloth, dip it in the water, and shake flour over it; tie each dumpling by itself, and put them in the water boil-

ing, which keep boiling all the time; and if your crust is light and good, and the apples not too large, half an hour will do them; but if the apples be large, they will take an hour's boiling. When they are enough, take them up, and lay them in a dish; throw fine sugar over them, and send them to table. Have fresh butter melted in a cup, and fine beaten sugar in a bason.

RULES TO BE OBSERVED IN MAKING PUDDINGS,
ETC.

In boiled puddings, take great care the bag or cloth be very clean, not soapy, but dipt in hot water, and well floured. If a bread pudding, tie it loose; if a batter pudding, tie it close; and be sure the water boils when you put it in; and you should move it in the pot now and then, for fear it sticks. When you make a batter pudding, first mix the flour well with a little milk, then put in the ingredient by degrees, and it will be smooth and not have lumps; but for a plain batter pudding, the best way is to strain it through a coarse hair-sieve, that it may neither have lumps, nor the treadles of the eggs: and for all other puddings, strain the eggs when they are beat. If you boil them in wooden bowls, or china-dishes, butter the inside before you put in your batter; and for all baked puddings, butter the pan or dish before the pudding is put in.

OF PIES.

TO MAKE A SAVORY LAMB OR VEAL PIE.

Make a good puff-paste crust, cut your meat in pieces, season it to your palate with pepper, salt, mace, cloves, and nutmeg, finely beat; lay it into your crust with a few lamb-stone and sweet-breads, seasoned as your meat; also oysters and force-meat balls, hard yolks of eggs, and the tops of asparagus, two inches long, first boiled green; put butter all over the pie, put on the lid, set it on a quick oven an hour and a half, and have ready the liquor, made thus: take a pint of gravy, the oyster liquor, a gill of red wine, and a little grated nutmeg; mix all together with the yolks of two or three eggs beat, and keep it stirring one way all the time. When it boils pour it in your pie; put on the lid again. Send it hot to table. You must make liquor according to your pie.

A MUTTON PIE.

Take a loin of mutton, pare off the skin and fat off the inside, cut it into steaks, season it well with pepper and salt to your palate. Lay it in your crust, fill it, pour as much water as will almost fill the dish; put on the crust, and bake it well.

A BEEF-STEAK PIE.

Take fine rump-steaks, beat them with a rolling pin, then season with pepper and salt, according to

your palate. Make a crust, lay in your steaks, fill your dish, and pour in water, so as to half fill the dish. Put on the crust, and bake it well.

A HAM PIE.

Take some cold boiled ham, and slice it about half an inch thick, make a good crust, and thick, over the dish, and lay a layer of ham, shake a little pepper over it, then take a large young fowl, picked, gutted, washed, and singed; put a little pepper and salt in the belly, rub a very little salt on the outside; lay the fowl on the ham; boil some eggs hard, put in the yolks and cover with ham, then shake some pepper on, and put on the crust. Bake it well; have ready, when it comes out of the oven, some rich beef-gravy, enough to fill the pie: lay on the crust, and send it to table hot. A fresh ham will not be so tender; so that I boil my ham one day, and bring it to table, and the next day make a pie of it. It does better than an un-boiled ham. If you put two large fowls in, they will make a fine pie; but that is according to your company. The larger the pie, the finer the meat eats. The crust must be the same you make for a venison-pasty. You should pour a little strong gravy in the pie when you make it, just to bake the meat, and fill it up when it comes out of the oven. Boil some truffles and morels and put into the pie, which is a great addition, and some fresh mushrooms, or dried ones,

A PIGEON PIE.

Make a puff-paste crust, cover your dish, let the pigeons be very nicely picked and cleaned, season them with pepper and salt, and put a good piece of fresh butter, with pepper and salt in their bellies; lay them in a pan; the necks, gizzards, livers, pions, and hearts, lay between, with the yolk of a hard egg, and a beef-steak in the middle; put as much water as will almost fill the dish, lay on the top-crust, and bake it well. This is the best way; but the French fill the pigeons with a very high force-meat, and lay force-meat balls round the inside, with asparagus-tops, artichoke-bottoms, mushrooms, truffles, and morels, and season high; but that is according to different palates.

A GIBLET PIE.

Take two pair of giblets nicely cleaned, put all but the livers in a saucepan, with two quarts of water, twenty corns of whole pepper, three blades of mace, a bundle of sweet herbs, and a large onion; cover them close, and stew them softly till they are tender; then have a good crust ready, cover your dish, lay a fine rump steak at the bottom, seasoned with pepper and salt; lay in your giblets with the livers, and strain the liquor they were stewed in. Season it with pepper and salt, and pour in your pie; put on the lid, and bake it an hour in your pie: put on the lid, and bake it an hour and a half.

A DUCK PIE.

Make a puff paste crust, take two ducks, scald them, and make them clean, cut off the feet, the pinions, the neck, and head, picked and scalded clean, with gizzards, livers, and hearts; pick out all the fat of the inside; lay a crust over the dish; season the ducks with pepper and salt, inside and out, lay them in your dish, and the giblets at each end seasoned: put in as much water as will almost fill the pie, lay on the crust, and bake it but not too much.

A CHICKEN PIE.

Make a puff-paste crust: take two chickens, cut them to pieces, season with pepper and salt, a little beaten mace, lay a force-meat, made thus, round the side of the dish; take a half a pound of veal, half a pound of suet, beat them quite fine in a marble mortar, with as many crumbs of bread; season it with a little pepper and salt, an anchovy, with the liquor, cut it to pieces, a little lemon peel cut very fine, and shred very small, a very little thyme; mix all together with the yolk of an egg; make some into balls, about twelve, the rest lay round the dish. Lay in one chicken over the bottom of the dish; take two sweetbreads, cut them into five or six pieces, lay them all over, season with pepper and salt, strew over half an ounce of truffles and morels, two or three artichoke bottoms cut to pieces, a few cockscombs, a palate, boiled tender, and cut to pieces; then lay on the other part of the chicken,

put a half pint of water in, and cover the pie; bake it well, and when it comes out of the oven, fill it with good gravy, lay on the crust, and send it to table.

A GOOSE PIE.

Half a peck of flour will make the walls of a goose pie, made as in the receipts for crust. Raise your crust just big enough to hold a large goose; first have a pickled dried tongue boiled tender enough to peel, cut off the root; bone a goose and a large fowl; take half a quarter of an ounce of mace beat fine, a large tea spoonful of beaten pepper, three tea spoonfuls of salt, mix all together, season the fowl and goose with it, lay the fowl in the goose, the tongue in the fowl, and the goose in the same form as if whole. Put half a pound of butter on the top, and lay on the lid. This pie is delicious, hot or cold, and will keep a great while. A slice of this pie, cut down across, makes a pretty side-dish for supper.

A VENISON PASTY.

Take a neck and breast of venison, bone it, season it with pepper and salt to your palate. Cut the breast in two or three pieces; but do not cut the fat of the neck, if you can help it. Lay in the breast and neck end first, and the best end of the neck on the top, that the fat may be whole; make a puff-paste crust, let it be very thick on the sides, a good bottom crust, and thick at top: cover the dish, lay in your venison, put in half a pound of butter, a quarter

of a pint of water, close the pasty, and let it be baked two hours in a very quick oven. In the mean time, set on the bones of the venison in two quarts of water, two or three little blades of mace, an onion, a little piece of crust, baked crisp and brown, a little whole pepper; cover it close, and let it boil softly over a slow fire till above half is wasted, then strain it. When the pasty comes out of the oven, lift up the lid, and pour in the gravy. When the venison is not fat enough, take the fat of a loin of mutton, steeped in a little rape vinegar and red-wine twenty-four hours, lay it on the top of the venison, and close your pasty. It is wrong of some people to think venison cannot be baked enough, and will first bake it in a false crust, and then in the pasty; by this time the fine flavor is gone. If you want it to be very tender, wash it in warm milk and water, dry it in clean cloths till it is very dry, then rub it all over with vinegar, and hang it in the air. Keep it as long as you think proper; it will keep thus a fortnight good; but be sure there is no moistness about it; if there is, you must dry it well, and throw ginger over it, and it will keep a long time. When you use it, just dip it in lukewarm water, and dry it. Bake it in a quick oven: if it is a large pasty it will take three hours; then your venison will be tender, and have all the fine flavour. The shoulder makes a pretty pasty, boned, and made as above with the mutton fat.

MINCE PIES THE BEST WAY.

Take three pounds of suet shred very fine, and chopped as small as possible: two pounds of rai-

sins, stoned, and chopped as fine as possible ; two pounds of currants nicely picked, washed, rubbed and dried at the fire ; half an hundred of fine pippins, pared, cored, and chopped small ; half a pound of fine sugar, pounded ; a quarter of an ounce of mace, the same of cloves, two large nutmegs, all beat fine : put altogether in a great pan, and mix it well with half a pint of brandy, and half a pint of sack ; put it down close in a stone pot, and it will keep good four months. When you make your pies, take a little dish, something bigger than a soup-plate, lay a thin crust all over it, lay a thin layer of meat, and then a thin layer of citrons, cut very thin ; then a layer of mince-meat, and a layer of orange-peel, cut thin, over that a little meat, squeeze half the juice of a fine Seville orange or lemon, lay on your crust, and bake it nicely. These pies eat finely cold. If you make them in little patties, mix your meat and sweetmeats accordingly. If you choose meat in your pies, parboil a beast's tongue, peel it, and chop the meat as fine as possible, and mix with the rest ; or two pounds of the inside of a sirloin of beef, boiled.

DIFFERENT SORTS OF TARTS.

If you bake tin patties, butter them, and you must put a little crust all over, because of the taking them out ; if in china or glass, no crust but the top one. Lay fine sugar at the bottom ; then plums, cherries, or any other sort of fruit, and sugar at top ; put on your lid, and bake them in a slack oven. Mince-pies must be baked in tin patties, because of taking them out, and puff-paste

is best for them. For sweet tarts the beaten crust is best ; but as you fancy. See the receipt for the crust in this chapter. Apple, pear, apricot, &c. make thus ; apples and pears, pare them, cut them into quarters, and core them : cut the quarters across again, set them in on a sauce pan, with just as much water as will barely cover them ; let them simmer on a slow fire till the fruit is tender ; put a good piece of lemon peel in the water with the fruit, then have your patties ready. Lay fine sugar at bottom, then your fruit, and a little sugar at top : that you must put in at your discretion. Pour over each tart a tea-spoonful of lemon juice, and three tea-spoonfuls of the liquor they were boiled in ; put on your lid, and bake them in a slack oven. Apricots do the same way, only do not use lemon.

As to preserved tarts, only lay in your preserved fruit, and put a thin crust at top, and let them be baked as little as possible ; but if you would make them very nice, have a large patty, the size you would have your tart. Make your sugar crust, roll it as thick as a half-penny ; then butter your patties and cover it. Shape your upper crust on a hollow thing on purpose, the size of the patty, and mark it with a marking iron in what shape you please, to be hollow and open to see the fruit through ; then bake the crust in a very slack oven, not to discolour it, but to have it crisp. When the crust is cold, very carefully take it out, and fill it with what fruit you please ; lay on the lid, and it is done ; therefore, if the tart is not eat, your sweetmeat is not the worse, and it looks genteel.

PASTE FOR TARTS.

One pound of flour, three quarters of a pound of butter, mix up together, and beat well with a rolling pin.

PUFF-PASTE.

Take a quarter of a peck of flour, rub in a pound of butter, very fine, make it up in a light paste with cold water, just stiff enough to work it up; then roll it about as thick as a crown piece, put a layer of butter all over, sprinkle on a little flour, double it up, and roll it out again; double it, and roll it out seven or eight times; then it is fit for all sorts of pies and tarts that require a puff-paste.

A GOOD CRUST FOR GREAT PIES.

To a peck of flour, add the yoke of three eggs, boil some water, and put in half a pound of fried suet, and a pound and a half of butter. Skim off the butter and suet, and as much of the liquor as will make it a light good crust; work it up well, and roll it out.

A DRIPPING CRUST.

Take a pound and a half of beef-dripping, boil it in water, strain it, let it stand to be cold, and take off the hard fat; scrape it, boil it four or five times, then work it well up into three pounds of flour, as

fine as you can, and make it up into paste with cold water. It makes a very fine crust.

A CRUST FOR CUSTARDS.

Take half a pound of flour, six ounces of butter, the yolks of two eggs, three spoonfuls of cream mix them together, and let them stand a quarter of an hour, then work it up and down, and roll it very thin.

PASTE FOR CRACKLING CRUST.

Blanch four handfuls of almonds, and throw them in water, then dry them in a cloth, and pound them very fine, with a little orange-flower-water, and the white of an egg. When they are well pounded, pass them through a coarse hair-sieve to clear them from all the lumps or clots; then spread it on a dish till it is very pliable: let it stand for a while, then roll out a piece for the under-crust, and dry it in the oven on the pie-pan, while other pastry-works are making, as knots, cyphers, &c. for garnishing your pies.

AN APPLE PIE.

Make a puff-paste crust, lay some round the sides of the dish, and pare and quarter your apples, and take out the cores, lay a tow of apples thick, throw in half the sugar you design for your pie, mince a little lemon peel fine, throw over, and squeeze a little lemon over them, then a few cloves, here and there one, then the rest of your apples, and the rest

of your sugar. You must sweeten to your palate, and squeeze a little more lemon. Boil the peelings of the apples and the cores in a little water, a blade of mace, till it is very good ; strain it, and boil the syrup with a little sugar, till there is but very little ; pour it in the pie, put on your upper crust and bake it. You may put in a little quince or marmalade if you please.

Thus make a pear pie, but do not put in any quince. You may butter them when they come out of the oven, or beat up the yolks of two eggs, and half a pint of cream, with a little nutmeg, sweetened with sugar ; put it over a slow fire, and keep stirring it till it just boils up, take off the lid, and pour in the cream. Cut the crust in three little corner pieces, stick about the pie, and send it to tables.

A CHERRY PIE.

Make a good crust, lay a little round the sides of your dish, throw sugar at the bottom ; and lay in your fruit and sugar at top ; a few red currants does well with them ; put on the lid, and bake in a slack oven.

Make a plum pie the same way, and a gooseberry pie. If you would have it red, let it stand a good while in the oven after the oven is drawn. A custard is very good with the gooseberry pie.

AN EEL PIE.

Make a good crust : clean, gut, and wash the eels well, cut them in pieces half as long as your

finger; season them with pepper, salt, and a little beaten mace to your palate, either high or low. Fill the dish with eels, and put as much water as the dish will hold; put on your cover, and bake it well.

A FLOUNDER PIE.

Gut some flounders, wash them clean, dry them in a cloth, just boil them, cut off the meat clean from the bones, lay a crust over the dish, and a little fresh butter at the bottom, and on the fish season with pepper and salt to your mind. Boil the bones in the water your fish was boiled in, with a little bit of horse-radish, a little parsley, a very little bit of lemon-peel, and a crust of bread. Boil it till there is just enough liquor for the pie, then strain it, and put it in your pie: put on the top crust, and bake it.

A SALMON PIE.

Make a good crust, cleanse a piece of salmon well, season it with salt, mace, and nutmeg; lay a piece of butter at the bottom of the dish, and lay your salmon in. Melt butter according to your pie; take a lobster, boil it, pick out all the flesh, chop it small, bruise the body, mix it well with the butter, which must be very good: pour it over your salmon, put on the lid, and bake it well.

A LOBSTER PIE.

Take two or three lobsters, boil them ; take the meat out of the tails whole, cut them in four pieces long-ways : take out all the spawn and the meat of the claws, beat it well in a mortar ; season with pepper, salt, two spoonfuls of vinegar, and a little anchovy liquor ; melt half a pound of fresh butter, stir altogether, with the crumbs of a penny roll rubbed through a fine cullender, and the yolks of two eggs ; put a fine puff-paste over your dish, lay in your tails, and the rest of the meat over them ; put on the cover, and then bake it in a slow oven.

VARIETY OF DISHES FOR LENT.

A RICE SOUP.

TAKE two quarts of water, a pound of rice, a little cinnamon ; cover close, and let it simmer very softly till the rice is quite tender ; take out the cinnamon ; then sweeten to your palate, grate half a nutmeg, and let it stand till it is cold ; then beat up the yolks of three eggs, with half a pint of white wine, mix them well, then stir them into the rice, set them on a slow fire, and keep stirring all the time for fear of curdling. When it is of a good thickness, and boils, take it up. Keep stirring it till you put it into your dish.

PEAS-PORRIDGE.

To a quart of green peas, add a quart of water, a bundle of dried mint, and a little salt. Let them boil till the peas are quite tender; then put in some beaten pepper, a piece of butter as big as a walnut, rolled in flour, stir it altogether, and boil it a few minutes; then add two quarts of milk, let it boil a quarter of an hour, take out the mint, and serve it up.

RICE MILK.

Take half a pound of rice, boil it in a quart of water, with a little cinnamon. Let it boil till the water is all wasted: take great care it does not burn; then add three pints of milk, and the yolk of an egg beat up. Keep it stirring, and when it boils take it up. Sweeten to your palate.

AN ORANGE-FOOL.

Take the juice of six oranges, and six eggs well beaten, a pint of cream, a quarter of a pound of sugar, a little cinnamon and nutmeg. Mix all together, and keep stirring over a slow fire till it is thick, then a little bit of butter, and keep stirring till cold, and dish it up.

PLUM-PORRIDGE, OR BARLEY GRUEL.

Take a gallon of water, half a pound of barley, a quarter of a pound of raisins, clean washed, a quar-

ter of a pound of currants washed and picked. Boil till above half the water is wasted, with two or three blades of mace: then sweeten to your palate, and add half a pint of white wine.

A HASTY-PUDDING.

Take a quart of milk, and four bay-leaves, set it on the fire to boil, beat up the yolks of two eggs, and stir in a little salt. Take two or three spoonfuls of milk, and beat up with your eggs, and stir in the milk, then with a wooden spoon in one hand, and flour in the other, stir it in till it is of a good thickness, but not too thick. Let it boil, and keep it stirring, then pour it in a dish, and stick pieces of butter here and there. You may omit the egg if you do not like it; but it is a great addition to the pudding; and a little piece of butter stirred in the milk makes it eat short and fine. Take out the bay-leaves before you put in the flour.

APPLE-FRITTERS.

Beat the yolks of eight eggs and the whites of four, well together, and strain them into a pan; then take a quart of cream, make it as hot as you can bear your finger in it; put to it a quarter of a pint of sack, three quarters of a pint of ale, and make a posset of it. When cool, put it to the eggs, beating it well together; then put in nutmeg, ginger, salt, and flour to your liking. Your batter should be pretty thick, then put in pippins, sliced or seraped, and fry them in a deal of batter quick.

PANCAKES.

In a quart of milk, beat six or eight eggs, leaving half the white out ; mix it well till your batter is of a fine thickness. You must observe to mix your flour first with a little milk, then add the rest by degrees : put in two spoonfuls of beaten ginger, a glass of brandy, a little salt ; stir all together, clean the stewpan well, put in a piece of butter as big as a walnut, then pour in a ladleful of batter, moving the pan round that the batter be all over the pan ; shake the pan, and when you think that side is enough, toss it ; if you cannot turn it cleverly ; and when both sides are done, lay it in a dish before the fire ; and so do the rest. You must take care they are dry before sent to table, strew a little sugar over them.

TO BAKE APPLES WHOLE.

Put apples in an earthen pan, with a few cloves, a little lemon-peel, some coarse sugar, a glass of red wine ; put them into a quick oven, and they will take an hour baking.

TO STEW PEARS.

Pare six pears, and quarter them, or do them whole ; they make a pretty dish with one whole, the rest cut in quarters and the cores taken out. Lay them in a deep earthen-pot, with a few cloves, a piece of lemon peel, a gill of red wine, and a quarter of a pound of fine sugar. If the pears

are very large, put half a pound of sugar, and half a pint of red wine; cover close with brown paper, and bake them till they are enough. Serve them hot or cold, just as you like them; and they will be very good with water instead of wine.

A TANSEY.

Take a pint of cream and half a pint of blanched almonds beat fine with rose and orange-flower water, stir them together over a slow fire; when it boils take it off, and let it stand till cold, then beat in ten eggs, grate in a small nutmeg, four Naples biscuits, a little grated bread; sweeten to your taste, and if you think it is too thick, put in more cream, and the juice of spinach to make it green; stir it well together, and either fry or bake it. If you fry it, do one side first, and then with a dish turn the other.

STEWED SPINACH AND EGGS.

Pick and wash spinnage clean, put it in a saucepan, with a little salt; cover it close, shake the pan often; when it is tender, and whilst it is green, throw it into a sieve to drain; lay it on your dish. In the mean time, have, a stewpan of water boiling, break as many eggs into cups as you would poach. When the water boils put in the eggs, have an egg slice ready to take them out, lay them on the spinach, and garnish the dish with an orange, cut in quarters, with melted butter in a cup.

TO COLLAR EELS.

Take an eel and scour it well with salt, wipe it clean; then cut it down the back, take out the bone, cut the head and tail off; put the yolk of an egg over; then take four cloves, two blades of mace, half a nutmeg beat fine, a little pepper and salt, some chopped parsley, and sweet herbs chopped fine; mix them all together, and sprinkle over it, roll the eel up very tight, and tie it in a cloth; put on water enough to boil it, and put in an onion, some cloves and mace, and four bay-leaves; boil it up with the bones, head and tail, for half an hour, with a little vinegar and salt; then take out the bones, &c. and put in the eels; boil them, if large, two hours; lesser in proportion: when done, put them to cool; then take them out of the liquor and cloth, and cut them in slices, or send them whole, with raw parsley under and over.

N. B. You must take them out of the cloth, and put them in the liquor, and tie them close down to keep.

TO PICKLE OR BAKE HERRINGS.

Scale and wash them clean, cut off the heads, take out the roes, or wash them clean, and put them in again, as you like. Season with a little mace and cloves beat, a very little beaten pepper and salt, lay them in a deep pan, lay two or three bay-leaves between each layer, put in half vinegar and half water, or rape vinegar. Cover it close with a brown paper, and send it to the oven: let it stand

till cold. Thus do sprats. Some use only allspice, but that is not so good.

TO SOUSE MACKAREL.

Wash them clean, gut them, and boil them in salt and water till they are enough; take them out, lay them in a clean pan, cover them with liquor, add a little vinegar; and when you send them to table, lay fennel over them.

OF HOG'S PUDDING, SAUSAGES, &c.

BLACK PUDDINGS.

First, before you kill a hog, get a peck of grits, boil them half an hour in water, then drain them, and put them into a clean tub or large pan; then kill the hog, and save two quarts of the blood, and keep stirring it till quite cold; then mix it with grits, and stir them well together. Season with a large spoonful of salt, a quarter of an ounce of cloves, mace and nutmeg together, an equal quantity of each; dry it, beat it well, and mix in. Take a little winter savory, sweet-marjoram, and thyme, penny-royal stripped off the stalks, and chopped fine, just enough to season them, and to give them a flavour, but no more. The next day take the leaf of the hog, and cut in dice, scrape and wash the gut clear, then tie one end, and begin to fill them; mix in the fat as you fill them; be sure to put in a deal of fat, fill the skins three parts full, tie the other

end, and make them what length you please: prick them with a pin, and put them in a kettle of boiling water. Boil them softly an hour; take them out, and lay them on clean straw.

TO MAKE SAUSAGES.

Take three pounds of pork, fat and lean together without skin or gristles, chop it as fine as possible, season with a tea-spoonful of beaten pepper, and two of salt, some sage shred fine, about three spoonfuls; mix it well together; or put them down in a pot, then roll them of what size you please, and fry them. Beef makes good sausages.

TO CURE HAMS, &c.

TO COLLAR BEEF.

Take a piece of thin flank of beef, and bone it; cut the skin off, salt it with two ounces of saltpetre, two ounces of sal prunella, two of bay salt: half a pound of coarse sugar, and two pounds of white salt; beat the hard salts fine, and mix all together; turn it every day, and rub it with the brine well for eight days; then take it out of the pickle, wash it, and wipe it dry; then take a quarter of an ounce of cloves, and a quarter of an ounce of mace, twelve corns of allspice, and a nutmeg beat fine, with a spoonful of beaten pepper, a large quantity of chopped parsley, with sweet herbs chopped fine; sprinkle it on the beef, and roll it up tight, put a coarse

cloth round, and tie it tight with beggar's tape : boil it in a large copper of water ; if a large collar, six hours ; if a small one, five hours : take it out, and put it in a press till cold ; if you have never a press, put it between two boards, and a large weight on it till it is cold : then take it out of the cloth, and cut it into slices. Garnish with raw parsley.

TO PICKLE PORK.

Bone pork, cut it into pieces of a size fit to lie in the tub or pan you design it to lie in, rub your pieces well with saltpetre, then take two parts of common salt, and two of bay salt, rub every piece well ; put a layer of common salt in the bottom of the vessel, cover every piece with common salt, lay them one on another as close as you can, filling the hollow places on the sides with salt. As the salt melts on the top, strew on more ; lay a coarse cloth over the vessel, a board over that, and a weight on the board to keep it down. Keep it close covered ; it will keep the whole year. Put a pound of saltpetre and two pounds of bay salt to a hog.

A PICKLE PORK WHICH IS TO BE EATEN SOON.

Take two gallons of pump water, one pound of bay salt, one pound of coarse sugar, six ounces of saltpetre ; boil all together, and skim it when cold. Cut the pork in what pieces you please, lay it down close, and pour the liquor over it. Lay a weight on it to keep it down, and cover it close from the

air, and it will be fit to use in a week. If you find the pickle begins to spoil, boil and skim it; when cold, pour it on the pork.

MUTTON HAMS.

Take a hind quarter of mutton, cut it like a ham, take an ounce of saltpetre, a pound of coarse sugar, a pound of common salt; mix them, and rub the ham; lay it in a hollow tray, with the skin downwards, baste it every day for a fortnight, then roll it in sawdust, and hang it in the wood-smoke a fortnight; boil it, and hang it in a dry place, and cut it out in rashers. It does not eat well boiled, but eats finely broiled.

PORK HAMS.

Take a fat hind-quarter of pork, and cut off a fine ham. Take two ounces of saltpetre, a pound of coarse sugar, a pound of common salt, and two ounces of sal prunella; mix all together, and rub it well. Let it lie a month in this pickle, turning and basting it every day; then hang it in woodsmoke as you do beef, in a dry place, so as no heat comes to it; and if you keep them long, hang them a month or two in a damp place, so as they will be mouldy, and it will make them cut fine and short. Never lay them in water till you boil them, and then boil them in a copper, if you have one, or the biggest pot you have. Put them in the cold water, and let them be four or five hours before they boil. Skim the pot well, and often, till it boils. If it is a very large one, three hours will boil it; if small, two

hours will do, provided it be a great while before the water boils. Take it up half an hour before dinner, pull off the skin, and sift raspings over. Hold a red-hot fire-shovel over it, and when dinner is ready, take a few raspings in a sieve, and sift all over the dish; then lay in the ham, and with your finger make figures round the edge of the dish. Be sure to boil the ham in as much water as you can, and skim it all time till it boils. It must be at least four hours before it boils.

This pickle does finely for tongues afterwards, to lie in it a fortnight, and then hung in a woodsmoke a fortnight, or boil them out of the pickle.

When you broil any of these hams in slices, have boiling water ready, and let the slices lie a minute or two in the water, then broil them; it takes out the salt, and makes them eat finer.

OF PICKLING.

TO PICKLE WALNUTS.

Take large full grown-nuts, before they are hard, lay them in salt and water; let them lie two days, then shift them into fresh water; let them lie two days longer, then shift them again, and let them lie three days; take them out of the water, and put them in a pickling jar. When the jar is half full, put in a large onion stuck with cloves. To a hundred of walnuts, put in half a pint of mustard-seed, a quarter of an ounce of mace, half an ounce of black pepper, half an ounce of allspice, six bay

leaves and a stick of horse-radish: then fill the jar, and pour boiling vinegar over them. Cover them with a plate, and when they are cold, tie them down with a bladder and leather, and they will be fit to eat in two or three months. The next year, if any remains, boil up the vinegar again, and skim it; when cold, pour it over the walnuts. This is by much the best pickle for use; therefore you may add more vinegar to it, what quantity you please. If you pickle a great many walnuts, and eat them fast, make pickle for a hundred or two, the rest keep in a strong brine of salt and water, boiled till it will bear an egg, and, as the pot empties, fill them up with those in the salt and water. Take care they are covered with the pickle.

TO PICKLE GHERKINS AND FRENCH BEANS.

Take five hundred gherkins, and have ready a large earthen pan of spring water and salt, put to every gallons of water two pounds of salt; mix it well together, and put in the gherkins, wash them out in two hours, and put them to drain, let them be dry and put into a jar: in the mean time get a bell-metal pot, with a gallon of the best white wine vinegar, half an ounce of cloves and mace, an ounce of allspice, an ounce of mustard-seed, a stick of horse-radish cut in slices, six bay leaves, a little dill, two or three races of ginger cut in pieces, a nutmeg cut in pieces, and a handful of salt; boil it in the pot, and put it over the gherkins; cover close down, and let them stand twenty-four hours; then put them in the pot, and simmer them over the stove till they are green; be careful

not to let them boil, if you do you will spoil them, then put them in a jar, and cover them close down till cold; then tie them over with a bladder, and a leather over that; put them in a cold dry place. Mind always to keep pickles tied down close, and take them out with a wooden spoon, or one kept on purpose.

TO PICKLE LARGE CUCUMBERS IN SLICES.

Take large cucumbers before they are too ripe, slice them the thickness of crown-pieces in a pewter dish; and to every dozen cucumbers slice two large onions thin, and so on till you have filled the dish, with a handful of salt between every row; then cover them with another pewter dish, and let them stand twenty-four hours, put them in a colander, and let them drain well; put them in a jar, cover them over with white wine vinegar, and let them stand four hours; pour the vinegar from them in a copper saucepan, and boil it with a little salt; put to the cucumbers a little mace, a little whole pepper, a large race of ginger sliced, then pour the boiling vinegar on. Cover close, and when they are cold, tie them down. They will be fit to eat in two or three days.

TO PICKLE BEET-ROOT.

Set a pot of spring water on the fire; when it boils put in the beets, and boil them till tender; take them out, and with a knife take off all the outside, cut them in pieces according to your fancy; put them in a jar, and cover them with cold vinegar

and tie them down close: when you use it, take it out of the pickle, and cut it in what shapes you like; put it in a little dish with pickle over, or use it for sallads, or garnish.

TO PICKLE ONIONS.

Take onions when they are dry enough to lay up for winter, the smaller they are the better they look; put them in a pot, and cover them with spring water, with a handful of white salt, let them boil up, then strain them off, and take three coats off; put them on a cloth, and let two people take hold of it, one at each end, and rub them backward and forward till they are very dry; then put them in bottles, with some blades of mace and cloves, and a nutmeg cut in pieces; have double distilled white wine vinegar, boil it up with a little salt, and put it over the onions; when they are cold, cork them close, and tie a bladder and leather over it.

TO PICKLE RED CABBAGE.

Slice the cabbage fine cross-ways; put it on an earthen dish, and sprinkle a handful of salt over it, cover it with another dish, and let them stand twenty-four hours; put it in a cullender to drain, and lay it in a jar; take white wine vinegar enough to cover it, a little cloves, mace, and allspice, put them in whole, with one pennyworth of cochineal, bruised fine; boil it up, and put it over hot or cold, which you like best, and cover it close with a cloth till cold, then tie it over with leather.

TO PICKLE SAMPHIRE.

Take samphire that is green, lay it in a clean pan, throw two or three handfuls of salt over, then cover it with spring water, let it lie twenty-four hours, put it in a clean brass saucepan, throw in a handful of salt, and cover it with good vinegar. Cover the pan close, and set it over a slow fire, let it stand till it is just green and crisp, then take it off in a moment; for if it stands to be soft, it is spoiled; put it in a pickling pot, and cover close: when it is cold, tie it down with a bladder and leather, and keep it for use. Or you may keep it all the year in a very strong brine of salt and water, throw it into vinegar just before you use it.

RULES TO BE OBSERVED IN PICKLING.

Always use stone jars for all sorts of pickles that require hot pickle to them. The first charge is the least, for these not only last longer, but keep the pickle better; for vinegar and salt will penetrate through all earthen vessels; stone and glass are the only things to keep pickles in. Be sure never to put your hands in to take pickles out, it will soon spoil them. The best method is, to every pot tie a wooden spoon, full of little holes, to take the pickles out with.

OF MAKING CAKES, &c.

A POUND CAKE.

Take a pound butter, beat it in an earthen pan with your hand one way, till it is like a fine thick cream; have ready twelve eggs, but half the whites; beat them well, and beat them up with the butter, a pound of flour beat in it, a pound of sugar, and a few carraways. Beat it well together for an hour with your hand, or a great wooden spoon, butter a pan, and put it in, and then bake it an hour in a quick oven.

For change, put in a pound of currants, washed and picked.

A CHEAP SEED CAKE.

You must take half a peck of flour, a pound and a half of butter, put it in a saucepan with a pint of new milk, and set it on the fire; take a pound of sugar, half an ounce of allspice, beat fine, and mix with the flour. When the butter is melted, pour the milk and butter in the middle of the flour, and work it up like paste. Pour in with the milk half a pint of good ale-yeast; set it before the fire to rise, just before it goes to the oven. Either put in currants or carraway seeds, and bake it in a quick oven. Make it in two cakes. They will take an hour and a half baking.

TO MAKE BUNS.

Take two pounds of flour, a pint of ale yeast, put a little sack in the yeast, and three eggs beaten. Knead all together with a little warm milk, nutmeg, and salt, and lay it before the fire till it rises very light, then knead in a pound of fresh butter, a pound of rough carraway comfits, and bake them in a quick oven, in what shape you please, on floured-paper.

OF CUSTARDS, JELLIES, PRESERVING, &c.

PLAIN CUSTARDS.

Take a quart of new milk, sweeten to your taste, grate in a little nutmeg, beat up eight eggs, leave out half the whites, beat them up well, stir them into the milk, and bake it in china basons, or put them in a deep china dish; have a kettle of water boiling, set the cup in, let the water come above half way, but do not let it boil too fast, for fear of its getting in the cups. You may add a little rose-water.

CALF'S FOOT JELLY.

Boil two calf's feet in a gallon of water, till it comes to a quart, strain it, let it stand till cold, skim off the fat, and take the jelly up clean. If there is any settling in the bottom, leave it; put the

jelly in a saucepan, with a pint of mountain-wine, half a pound of loaf-sugar, the juice of four large lemons; beat up six or eight whites of eggs with a whisk, then put them in a saucepan, and stir all together till it boils. Let it boil a few minutes. Have ready a large flannel bag, pour it in, it will run through quick, pour it in again till it runs clear, then have ready a large china basin, with the lemon-peels cut as thin as possible, let the jelly run into that basin, and the peels both give it a fine amber colour, and also a flavour: with a clean silver spoon fill the glasses.

CURRENT JELLY.

Strip currants from the stalks, put them in a stone jar, stop it close, set it in a kettle of boiling water, half way up the jar, let it boil half an hour, take it out, and strain the juice through a coarse hair-sieve; to a pint of juice put a pound of sugar, set it over a fine quick clear fire in a preserving pan, or bell-mettle skellet; keep stirring it till the sugar is melted, then skin the scum off as fast as it rises. When the jelly is very clear and fine, pout it in gallipots: when cold, cut white paper the size of the top of the pot, and lay on the jelly, dip the papers in brandy; cover the top close with white paper, and prick it full of holes; set it in a dry place, put some in glasses, and paper them.

RASPBERRY JAM.

Take a pint of currant jelly, and a quart of raspberries, bruise them well together, set them over a

slow fire, keeping them stirring all the time till it boils. Let it boil gently half an hour, and stir it round very often to keep it from sticking; pour it in gallipots, paper as you do currant jelly, and keep it for use. They will keep for two or three years, and have the full flavour of the raspberry.

A FINE SYLLABUB FROM THE COW.

Make a syllabub of either cyder or wine, sweeten it pretty sweet, and grate nutmeg in; then milk into the liquor; when this is done, pour over the top half a pint or a pint of cream, according to the quantity of syllabub you make.

You may make this at home, only have new milk; make it as hot as milk from the cow, and out of a tea-pot, or any such thing, pour it in, holding your hand very high.

TO PRESERVE DAMSONS WHOLE.

Take some damsons, and cut them in pieces, put them in a skillet over the fire, with as much water as will cover them. When they are boiled, and the liquor pretty strong, strain it out; add for every pound of the damsons wiped clean, a pound of single refined sugar, put the third part of the sugar in the liquor, set it over the fire, and when it simmers, put in the damsons; boil them once well, take them off for half an hour, covered up close; set them on again, and simmer them over the fire, after turning them; take them out, and put them in a basin, strew all the sugar that was left on them, and pour the hot liquor over. Cover them up, and let

them stand till the next day, then boil them again, till they are enough. Take them up, and put them in pots; boil the liquor till it jellies, and pour it on them when it is almost cold; so paper them up.

TO PRESERVE GOOSEBERRIES WHOLE WITHOUT
SONING.

Take the largest preserving gooseberries, and pick off the black eye, but not the stalk, then set them over the fire in a pot of water to scald, cover close, but not boil or break, and when they are tender, take them up in cold water; then take a pound and a half of double refined sugar to a pound of gooseberries, and clarify the sugar with water, a pint to a pound of sugar: and when the syrup is cold, put the gooseberries single in the preserving pan, put the syrup to them, and set them on a gentle fire; let them boil, but not too fast, lest they break; and when they have boiled, and you perceive that the sugar has entered them, take them off; cover them with white paper, and set them by till the next day; take them out of the syrup, and boil the syrup till it begins to be ropy, skim and put it to them again; set them on a gentle fire, and let them simmer gently, till you perceive the syrup will rope; take them off, set them by till they are cold, cover with paper; boil some gooseberries in fair water, and when the liquor is strong, strain it out. Let it stand to settle, and to every pint take a pound of double refined sugar, make a jelly of it, put the gooseberries in glasses, when they are cold, cover them with the jelly, paper them wet, and dry the

paper that goes in the inside, it closes down better, and then white paper over the glass. Set it in your stove, or a dry place.

TO PRESERVE CURRANTS.

Take the weight of your currants in sugar, pick out the seeds ; take to a pound of sugar half a jack of water, let it melt, then put in the berries, and let them do leisurely, skim them, and take them up, let the syrup boil ; put them on again, and when they are clear, and the syrup thick enough, take them off, and when they are cold put them up in glasses.

TO PRESERVE RASPBERRIES.

Take raspberries that are not too ripe, and take the weight of them in sugar, wet the sugar with a little water, and put in the berries, and let them boil softly, take them up, and boil the syrup till it be thick enough, then put them in again, and when they are cold put them in glasses.

TO PRESERVE CHERRIES.

Take their weight in sugar before you stone them ; when stoned, make the syrup, put in the cherries ; boil them slowly at the first, till they are thoroughly warmed, then boil them as fast as you can : when they are boiled clear, put in the jelly, with near their weight in sugar ; strew the sugar on the cherries ; for the colouring, be ruled by your eye ; to a pound of sugar put a jack of water, strew the

sugar on them before they boil, and put in the juice of currants soon after they boil.

ICE CREAM.

Take two pewter basins, one larger than the other ; the inward one must have a close cover, in which put cream, and mix it with raspberries, or whatever you like best, to give it a flavour and colour. Sweeten to your palate, then cover close, and set it in the larger basin. Fill it with ice, and a handful of salt : let it stand in this ice three quarters of an hour, uncover it, and stir the cream well together ; cover it close again, and let it stand half an hour longer, after that turn it into a plate. These things are made at the pewterers.

TO MAKE CATCHUP.

Take the large flaps of mushrooms, pick nothing but the straws and dirt from them, lay them in a broad good earthen pan, strew a deal of salt over them, let them lie till next morning, then with your hand break them, put them in a stewpan, let them boil a minute or two, strain them through a coarse cloth, and wring it hard. Take out the juice, let it stand to settle, then pour it off clear, run it through a thick flannel bag, (some filter it through brown paper, but that is tedious,) then boil it ; to a quart of liquor, put a quarter of an ounce of whole ginger, and half a quarter of an ounce of whole pepper. Boil it briskly a quarter of an hour : strain it, and

when it is cold, put it in pint bottles. In each bottle, put four or five blades of mace, and six cloves, cork it tight, and it will keep two years. This gives the best flavour of the mushrooms to any sauce. If you put to a pint of this catchup a pint of mum, it will taste like foreign catchup.

BEST SORT OF PLUM PUDDING.

One pound of raisins stoned; one pound of currants, well washed and picked; a pound of suet, chopped very fine; about a pound of flour, and as many bread crumbs; a little fine spice, and an ounce of preserved lemon-peel; the same quantity of orange peel and citron; about half a nutmeg, grated; and a quarter of a pound of moist sugar; mix all well together; then break in seven eggs, stir it up well, add about a quarter of a pint of milk, and a gill of brandy; mix all well together; if it should want a little more milk, put it in, but be careful that you do not wet it too much; let it be stiff enough for the spoon to stand upright, otherwise the fruit will settle at the bottom, which will spoil the look of it; it will take four hours to boil.

RECIPES FOR THE SICK.

WHITE WINE WHEY.

Boil half a pint of new milk ; as soon as it boils up, pour in a glass of white wine ; boil it up, and set the saucepan aside till the curd subsides. Pour them off, and add to it half a pint of boiling water, and a bit of white sugar. Whey may be made of vinegar, and diluted with boiling water and sugar. It is less heating than wine, and if to excite perspiration, answers well.

ARTIFICIAL ASSES MILK.

Boil a quart of new milk, with a quart of water, an ounce of white sugar candy, half an ounce of eringo roots, and half an ounce of conserve of roses, till reduced to half. The doses must be regulated by the effect.

BALM TEA.

Take a quantity of fresh gathered balm leaves, put them into a stone jar, and pour boiling water over them ; cover the jar with a linen cloth, three or four times doubled, to keep in the steam, and let it stand till cold. This is a very refreshing drink in fevers, &c.

CLEAR BROTH TO KEEP.

Put the mouse buttock of beef, a knuckle of veal, and some mutton shanks into a pan, just cover with water; put a paste over it; when the beef is tender, it is done. Cover it up close, and keep it in a cool place.

MUTTON BROTH.

Take a loin of mutton, cut off the fat, put to it one quart of water, boil and skim it well; put in a piece of upper crust of bread, a blade of mace, and boil it slowly an hour; pour the broth clean off; season with salt, and the mutton will be fit to eat. Turnips must be boiled by themselves in another saucepan.

BEEF TEA.

Cut a pound of lean beef fine. Pour a pint of boiling water over to raise the scum, skin, strain, and let it settle; pour it clear off, and it will be fit for use.

CALF'S FEET BROTH.

Boil two calf's feet with two ounces of veal, two of beef, a piece of crust, two or three blades of mace, half a nutmeg sliced, and salt, in three quarts of water, till reduced to half; strain and take off the fat.

EEL BROTH.

Clean half a pound of eels, set them on the fire with a quart of water, an onion, and a few pepper-corns: simmer till the eels are broken, and the broth good.

TAPIOCA JELLY.

Wash tapioca in several waters. Soak it in fresh water five hours, and simmer in the same till quite clear. Add lemon-juice, wine and sugar.

CHICKEN PANADA.

Boil a chicken, till three parts done, in a quart of water, take off the skim, cut the white meat off, and pound it in a mortar to a pasty, with a little of the water it was boiled in; season with salt, nutmeg, and a little lemon-peel. Boil it gently for a few minutes. It should be tolerably thick.

PANADA.

Put a little water in a saucepan, with a glass of wine, sugar and nutmeg, and lemon peel. When it boils, put some grated bread in, and boil it fast. When of a proper thickness to drink, take it off. It is very good with a little rum and butter, instead of the wine.

EGGS.

An egg broken into a cup of tea, or beaten up and mixed with a bason of milk, makes a very nutritious breakfast.

An egg divided, and the yolk and the white beaten separately, then mixed with a glass of wine, will afford two very wholesome draughts, and be much better than when taken together.

Beat up a new laid egg, and mix it with a quarter of a pint of new milk warmed, a spoonful of capillaire, one of rose water, and a little nutmeg. It should not be warmed after the egg is put in. Take it the first and last thing.

ARROW ROOT.

Mixed with milk, boiled, and sweetened, is very nutritious.

ISINGLASS.

Boil an ounce of isinglass shavings with forty peppercorns, and a crust of bread, in a quart of water, simmer to a pint and strain it.

This will keep well, and may be taken in wine and water, milk, tea, soup, or whatever may be preferred.

WHITE POT.

Beat up eight eggs, (leave out half the whites) with a pint of milk, a little rose water, nutmeg, and

a quarter of a pound of sugar. Cut a roll into thin slices, and pour the milk and eggs over them. Put a piece of butter on the top, and bake it for half an hour.

WATER GRUEL.

Put a pint of water on the fire. Mix in a bason a large spoonful of oatmeal with a little water; when the water boils, stir in the oatmeal, and let it boil up three or four times. Strain it through a sieve, put in salt and a piece of butter. Stir it till the butter is melted, and it will be fine and smooth. Sugar, or a spoonful of wine may be added.

BARLEY WATER.

Put a quarter of a pound of pearl barley to two quarts of water. Boil it half away, and strain it off. Add two spoonfuls of white wine, and sweeten to taste.

CAUDLE.

Make gruel of groats; when well boiled, stir it till cold. Add sugar, wine, brandy and nutmeg.

RICH CAUDLE.

Pour into boiling water, grated rice, mixed with a little cold water; when of a proper consistence, add sugar, cinnamon, and a glass of brandy. Boil all together.

BROWN CAUDLE.

Make a gruel with six spoonfuls of oatmeal. Add a quart of malt liquor, nor bitter ; boil, sweeten and add half a pint of white wine, with spices, or not.

SAGO.

Soak it in cold water one hour, pour it off, wash it ; add water, and simmer till the sago is clear with spice, if approved. Add wine and sugar, and boil all up together.

GROUND RICE MILK.

Put a spoonful of ground rice to three pints of milk, add cinnamon and nutmeg. Sweeten to your taste.

MUSTARD WHEY.

Turn half a pint of boiling milk with a table-spoonful of made mustard. Strain the whey from the curd, and drink it in bed. This will give a glowing warmth.

This has been known to be very efficacious in nervous affections, as well as the palsy.

A VERY REFRESHING DRINK.

Pour a table-spoonful of capillaire, and one of vinegar, into a tumbler of cold spring water.

BUTTER MILK.

Milk a cow into a small churn ; when it has stood about ten minutes begin churning and continue till the flakes of butter swim about thick, and the milk appears thin and blue. Drink of it very frequently.

The food should be biscuits and rusks ; ripe and dried fruits of various kinds, where a decline is apprehended.

ALE POSSET.

Put a small piece of bread into a pint of milk and set it over the fire. Put nutmeg and sugar into a pint of ale, and when your milk boils, pour it upon the ale. Let it stand a few minutes to clear, and it will be fit for use.

USEFUL FRENCH DISHES.

JELLY BROTH, OR JELLY STOCK.

Put into a stock-pot a knuckle of veal, some lean beef and any trimmings and bones of poultry or meat you may happen to have in the house. Let this meat stew over a gentle fire, moistening with a tea cup full of stock, and adding a bunch of parsley and green onions. When the largest piece of meat is so much done, that, on penetrating it with a knife, no blood follows the blade, moisten with some more

boiling stock, and let it simmer for about four hours, skimming very frequently. Take care it does not remain too long on the fire, or it will lose its fine flavour and colour; strain through a silken sieve for use.

CABBAGE SOUP A LA PROVENCALE.

Boil different sorts of vegetables together, including half a peck of peas and cabbage blanched, cut in quarters, and tied with packthread. Add a wine glass full of the best oil. When the vegetables are boiled, and your broth properly salted, strain it, then leave it on to stew, serving it up garnished with cabbages.

SOUPS OF DIFFERENT PUREES, AS PEAR, BEANS, LENTILS, CARROTS, &c.

These soups are all made in a similar manner to the following receipt for pea soup. Put some peas into a saucepan, with salt, a very few young onions or leeks, celery, carrots, some bacon (if the soup is not to be meagre), and a proper quantity of water. When the vegetables are done, beat them together in a mortar, and strain them through a cullender, or rub them through a tammy sieve. Just before dishing up your soup, thin it with meat or vegetable stock, and mix in the puree, in sufficient quantity to give an agreeable consistence and flavour.

ONION AND MILK SOUP.

Brown in a frying-pan some slices of onion, with a piece of fresh butter and a few pinches of flour. When the onion is well coloured, put into the pan a quart of boiling milk, season according to your taste, and let the milk boil up once or twice. Some persons serve this soup with the onion in it, others strain it through a sieve, and serve.

GIBLET SOUP.

Scald the giblets of three or four geese, removing the bones from the heads, feet, and pinions; cut the necks into pieces about an inch in length, and the livers and gizzards into several pieces: give the whole one boil, then throw them into cold water, and wash them well. Put them into a saucepan with two quarts of stock, and let them boil gently, till they are quite tender: next put a quarter of a pound of butter in a stewpan, with a bunch of parsley and green onions, a quarter of a pound of lean ham, and half a pint of stock; put these over a slow fire, for about an hour, then add as much flour as will absorb all the butter, mixing in afterwards the whole of the stock in which the giblets were boiled, and half a pint of sherry wine. Boil a few minutes. then strain the soup through a sieve over the giblets, squeezing in a little lemon or Seville orange, and seasoning to your taste.

PURÉE OF ONIONS.

Put thirty onions in slice , and put them into a stewpan, with a quarter of a pound of butter, salt, pepper, a bay-leaf, and a little nutmeg: heat them by a slow fire till they are of a fine colour; then add a large wooden spoonful of stock, and dilute your puree sufficiently to strain it through a cullender. Do not put it again on the fire, or it may loose its flavour; but keep it hot in a *bain marie*.

TOAST SERVICES.

HAM, OR BACON TOAST.

Cut some slices of bread, about the size of two fingers each, and put over them a sufficient quantity of good ham or streaked bacon, cut in small pieces, and dipped into an egg mixed with shredded parsley, green onions or shallots, and pepper; fry over a slow fire, and serve with any clear acidulous sauce, according to your taste.

ANCHOVY PASTE.

Cut some crumb of bread into long thin slices, and turn them over the fire in some butter; then arrange upon them half a dozen anchovies, well washed and opened, seasoning them with oil and pepper.

VEAL KIDNEYS ON TOAST.

Cut some pieces of crumb bread like the former, putting over them a forcemeat of roasted veal kidneys, mince with an equal quantity of their fat, some parsley, green onions, or a shallot shred fine, pepper, and salt, and mixed with the yolks and whites of four eggs beat up. Put this forcemeat upon the toasts, draw a knife dipped in a beat egg over the whole, then grate bread on it, and cook upon a baking dish, with a fire under and over. Serve with clear sauce.

SPINAGE ON TOAST.

Have ready a well flavoured ragout of spinage made very thick; put in the yolks of two raw eggs, and arrange the spinage upon the toasts like the former; draw a knife dipped in a beat egg over the whole, and cover it with grated bread; then fry. Serve the toasts and spinage without sauce. You may substitute French beans, occasionally, for the spinage.

OF BEEF.

RUMP OF BEEF.

The rump is esteemed, in France, the best piece in the whole ox; it makes excellent soups, and graces the table as a middle dish. It is excellent

boiled, and served up plain; or, when cleansed of its fat, it may be served with a sauce, made of cul-lis, parsley, green onions, anchovies, capers, and a little garlic; the whole shred very fine, and well seasoned. It may also be served boiled, and garnished with *petits-pates*.

BOILED BEEF.

Take a rump of beef, or part of one; bone and tie it together in a neat form, and put it into a pot, with any odd bit of butcher's meat you may happen to have in the house, either beef, veal, or mutton; you may add, also, bones, feet, and necks of poultry or game, the meat of which has been taken for other dishes; place your pot on a moderate fire, not quite full of water, and skim gently. When it has boiled a short time, put in some salt, turnips, six carrots, and six onions, into one of which you should stick three cloves; add a bunch of leeks. Let the whole boil gently, till the beef is perfectly done; then take it out, and serve it up either with fresh parsley, with a sauce, or with onions or other vegetables.

RUMP OF BEEF A LA BRAISE.

Having taken the bone out of a rump of beef, tie it in a neat form with packthread, and stew it in a vessel that will admit fire at the top, with a pint of white wine, some good stock, a slice of veal, a rash-er of bacon, a large bunch of herbs, pepper, and salt; when it is half done, add about thirty Dutch or large red onions. The beef being done, take it

out, and cleansing off the fat, dish it with the onions round, adding a good brown sauce over it. A rump of beef done in this manner may be diversified with different sauces or ragouts, according to your taste.

RUMP OF BEEF A LA CARDINALE.

Choose a rump of beef of ten or twelve pounds, and having taken out the bone, lard it with a pound of bacon, cut into bits, and seasoned with salt and spices. Do not lard the upper part of the beef, which is covered with fat. Next, take four ounces of powdered saltpetre, and rub it into the meat, that it may look red; put it into a pan, with an ounce of bruised juniper berries, three bay leaves, a little thyme and basil, and a pound of coarse salt; let it remain eight days, the pan being well covered. When the meat has taken the salt, wash it in warm water, and put some slices of bacon upon the upper part, or that which is covered with fat, tying a linen cloth over the whole with packthread: then stew gently five hours, with a pint and a half of red wine, a quart of water, five or six onions, two cloves of garlic, four or five carrots, two parsnips, a bay leaf, thyme, basil, four or five cloves, parsley, green onions, and the quarter of a nutmeg. When it is done, leave it to cool in its own liquor, and, when quite cold, serve. The short ribs of beef may be done in the same manner.

BEEF A LA MODE.

Take a piece of boned beef; beat it hard, lard it with fat bacon, and then put it into a stewpan with some rind of bacon, a calf's foot, an onion, carrot, a bunch of fine herbs, a bay leaf, a clove of garlic, some cloves, pepper, and salt: pour upon the whole a glass of water, and let the meat stew till it is quite tender; then pass the gravy through a sieve, skim off the fat, and serve. *Beef a la mode* should be stewed at least six hours. It ought to be done over a slow fire, and be kept constantly covered.

BEEF A LA MODE.

Take five or six pounds of boned beef and lard it, as directed in the preceding receipt: put into a saucepan a tumblerful of white wine, some bits of bacon, some shallots of young onions cut fine, some small onions whole, and some slices of carrot, seasoning with coarse pepper and salt. Put the beef in the saucepan upon the above materials, and over a gentle fire taking particular care that the saucepan is well closed. Boil, or rather simmer, during five or six hours, then clean off the loose fat and serve, as before directed.

NEAT'S TONGUE WITH FINE HERBS.

Cut a neat's tongue, either roasted, or cooked *a la braise*, into very thin slices. Put into the dish in which you intend serving the tongue, a little stock, a tea-spoonful of vinegar, some capers, parsley,

green onions, shalots, and a little chervil, all chopped very fine; add salt, coarse pepper, and crumbs of bread; then arrange the slices of tongue, with the same seasoning on the top as underneath, finishing with crumbs of bread. Place the dish over the stove till the lower layer of ingredients become a *gratin*. When you serve, add a little more stock as a sauce, and brown the top with a salamander.

NEAT'S TONGUE WITH GHERKINS.

Having soaked a neat's tongue, blanch it for half an hour, then leave it to cool, and when quite cold, trim it neatly; season some long strips of bacon with salt, large pepper, and a few cloves, together with parsley and green onions chopped very fine: lard the tongue with this bacon, and put it into a saucepan, into which throw some thin slices of bacon, some veal, and beef chops, carrots, onions, a bay leaf, thyme, and several cloves; moisten the whole with stock, and let the tongue cook by a slow fire four hours; when done, take off the upper skin, and serve with some red cullis, into which put some chopped gherkins.

NEAT'S TONGUE WITH PARSLEY.

Having blanched a neat's tongue a quarter of an hour in water, lard it with fat bacon, and put it into a pot to boil with any piece of beef you may have doing. When done, and the skim taken off, cut it rather more than half through the middle lengthwise, so that it may open in two parts without the pieces separating, and serve it up with some stock, white

pepper, and parsley shred fine, adding, if you choose, a sprinkling of vinegar.

OF VEAL.

BREAST OF VEAL FRIED.

Take the tendons of a breast of veal and cut them in slices about the thickness of a finger, then blanch them in boiling water: put a piece of butter mixed with a spoonful of flour in a stewpan, with salt, pepper, parsley, vinegar, green onions, thyme, a bay leaf, basil, three cloves, onions, carrots or turnips, and a little water: mix these over the fire till they are lukewarm. Steep the meat in this marinade three hours; and then, having dried and floured it, fry of a good colour, and serve, garnished with fried parsley. Fowls, rabbits, &c., may be flavoured in the same manner after being cut up.

VEAL CUTLETS BREADED AND BROILED.

Cut the edges of some cutlets neat: season them with salt and coarse pepper; make a little butter lukewarm, and dip each cutlet into it; then put them in a stewpan, in which must be some crumbs of bread; turn them in this, then take them out, and put in some more bread crumbs: half an hour before dishing, put them on the gridiron over a slow fire, that the crumbs of bread may not be too much browned. When done, dish them, either with a

clear gravy, clear sauce piquante, or without any sauce.

VEAL CUTLETS A LA LYONNAISE.

Take a neck of veal cut into steaks, the chine bone being taken out: lard them with anchovies, bacon, and gherkins, seasoning with salt, coarse pepper, parsley, green onions, and shallots; let them stew by a slow fire, between two slices of bacon, and when done, serve with a sauce made thus: shred some fine parsley, green onions and shallots, and put them into a stewpan with salt, coarse pepper and butter mixed with flour; add a spoonful of good stock, and thicken over the fire. When you serve add the juice of a lemon.

FRICANDEAU OF VEAL.

Cut some slices of a fillet of veal the thickness of two fingers; lard them well on one side with streaked bacon, then put them in a stewpan with some carrots, onions, a bunch of parsley and green onions, bay leaves, thyme, cloves, salt, pepper, and a glass of water or stock. When done, take them out, strain the sauce, and reduce it till scarcely any remains; arrange the pieces of fricandeau in the dish, the larded side upwards; then moisten the remainder of the sauce with a little stock, and serve it under the fricandeau. You may also serve a fricandeau upon a ragout of endives, of spinage, or of young pease; but the most usual way is to dish it on sorrel.

FRIED CALVES FEET.

Take some calves' feet and chop them in two (booning them or not, as you like), boil them in four and water : then let them soak, together with a piece of butter rolled in flour, in some salt, pepper, vinegar, garlic, shallots, parsley, green onions, thyme, and bay leaves : when sufficiently flavoured with this marinade, flour and fry them, covered with waste ; serve with fried parsley.

OF VEAL.

HASHED MUTTON A LA BOURGEOISE.

A roast leg of mutton is seldom all eaten on the same day ; on the following one, therefore, a hash may be made of what remains. Cut off the skin, take away the coarse fibres, and having hashed the meat into small and thin pieces, put them into a saucepan ; then reduce a few spoonfulls of cullis, adding it to your hash, with half a quarter of a pound of butter. Warm up the whole, taking care that it does not boil, and serve with soft poached eggs round.

MINCED MUTTON.

Mince the meat of a cold roast leg of mutton, and put it into a saucepan ; make a *roux*, moistened

with a little stock and seasoned with salt and pepper; having reduced your sauce, add to it a piece of butter and some gherkins; put your mince-meat into this sauce, and let it cook gently without boiling. Serve with thin slices of bread round the dish.

MUTTON CHOPS A LA SOUBISE.

Cut some thick mutton chops and arrange them at the bottom of the stewpan; add one or two onions, a few sliced or blanched carrots, a bunch of parsley and green onions, and four or five spoonfulls of jelly stock, seasoning to your taste. Stew till the meat is entirely done, then take out the roots, put in a little glaze, and reduce over a large fire. When they are *a glace*, lay the chops on a cloth to drain off the fat, and serve them with onions *a la Soubise*. The dish is very good with the chops simply broiled and seasoned, and served on the onions *a la Soubise*.

NECK OF MUTTON WITH PARSLEY.

Take a neck, loin, or saddle of mutton, trim it, and lift up the skin underneath, larding the whole with sprigs of fresh parsley: put it upon the spit to roast, and when the parsley is well dried, baste it with hog's lard from time to time till the meat is done, then toss up a little gravy, with some shallots cut small, salt and pepper, and serve it with the meat.

HASHED MUTTON WITH CUCUMBERS.

Cut some cucumbers in very thin slices, having previously pared them and taken out the seeds : steep them two hours in vinegar and salt, drain them well, put them into a stewpan, and keep turning them over the fire, with a small piece of butter and a slice of ham, till they begin to be coloured, adding a little flour, and moistening with equal quantities of stock and gravy. If you have no gravy, let the cucumbers be more coloured before they are taken from the fire. They should then stew gently, the fat being skimmed off occasionally. When they are done, add a little cullis to thicken them, or, if you have not any cullis, put in a little more flour before you moisten them. Your ragout of cucumbers being thus prepared, take any joint of cold roast mutton (the leg is best), cut it into thin slices, and put into the ragout to heat, not suffering it to boil.

NECK OF LOIN OF MUTTON A KA CONTI.

Take a loin or neck of mutton and trim it, lifting up the skin that is underneath ; then take a quarter of a pound of streaked bacon, and two anchovies washed ; cut them ready for larding, and, shredding two shallots, some parsley and green onions, half a bay-leaf and three or four leaves of tarragon, very fine, dip the bits of bacon and anchovies into the shredded herbs ; then lard the mutton, and stew it three hours over a slow fire, with all the herbs that remain, a glass of white wine, and the same quantity

of stock. When done, skim off the fat and thicken the sauce over the fire with a little flour and butter; serve it with the mutton.

NECK OR LOIN OF MUTTON A LA BOURGEOISE.

Take a neck or loin of mutton and stew it in a saucepan with some stock, a glass of white wine, parsley, green onions, a clove of garlic, two cloves, salt, and pepper; when the stew is done, strain the sauce through a sieve, skim off the fat, and reduce it; next, put in a piece of butter rolled in flour, and some chopped parsley; thicken it over the fire, adding the juice of a lemon or a little vinegar; serve the sauce over the meat.

HARICOT OF MUTTON.

To make it *a la bourgeoise*, cut a shoulder of mutton in pieces about the width of two fingers, and a little longer; mix a little butt with a ladleful of flour, and put it over a slow fire, stirring it with a spoon till it becomes the colour of cinnamon; then put in the pieces of meat, giving them two or three turns over the fire, and adding some stock, if you have any, or, if not, about half a pint of hot water, which you must stir in a little at a time, so that the flour and butter may be well tempered; then season with pepper and salt, adding parsley, green onions, a bay leaf, thyme, basil three cloves, and a clove of garlic; set the whole over a slow fire, and, when half done, skim off as much fat as you are able. Have ready some turnips, pared and cut in pieces, stew them with the meat, and when that and the

turnips are done, take out the herbs, skim off the fat that remains, and reduce your sauce (if too thin) over the fire, to the consistence of a thick cream: then dish the turnips and meat for table with the sauce.

HARICOT OF MUTTON.—SECOND RECEIPT.

Cut a neck or loin of mutton into pieces, and put them into a saucepan with a slice of butter over a quick fire; when the meat is partly done, and of a yellow colour, let it drain. Next, cut some turnips into long pieces, and stew them in the mutton fat, and, when of a good colour, drain them. Then make a *roux*, into which put the pieces of meat, with salt, pepper, a bunch of fine herbs, two onions, a clove, and a bay leaf, with the stewed turnips; when the mutton is three quarters done, leave it to stew, and take off the fat: the stewing being finished, if there should be too much sauce, take away a part and reduce the remainder to a proper consistence. Then dish the haricot, covering it with the turnips, and serve very hot.

SLICES OF MUTTON EN MARINADE.

Take some slices from a loin, or from a leg of mutton, cut them into pieces of equal size, larding them with lean bacon; let them soak two hours in a marinade, like that described for *calf's feet fried*, and afterwards roast them; serve with a high-flavoured sauce.

BOILED SHOULDER OF MUTTON.

Having broken the bone of a shoulder of mutton, boil it in some stock with a bunch of fine herbs; when done, take it out, skim the fat off the stock, and reduce it to a jelly; then put the mutton in again, that the jelly may adhere to it: toss a little clean cullis in a saucepan, with what remains of the stock, and serve this sauce with the meat.

SHOULDER OF MUTTON WITH ONIONS.

Whilst the shoulder of mutton is roasting, melt a slice of butter, mixed with some onions and shallots cut small, a pinch of flour, a little stock, some salt and pepper; reduce this to a thick sauce. When the mutton is done, raise up the skin without taking it quite off; cut some slices from the meat underneath, and put them into the onion ragout together with the yolks of one or two eggs, diluted with stock; thicken this over the fire; add a little vinegar; then place the meat upon a dish, with the ragout under the skin, so that the joint may appear entire.

SHOULDER OF MUTTON A LA ROUSSE.

Lard the upper part of a shoulder of mutton with some green parsley; put the meat upon the spit and baste it lightly from time to time with hog's lard till almost roasted. For a sauce, shred two shallots, and mix them with a little gravy, adding salt and pepper; heat, and serve it in the dish.

SHEEP'S TONGUES.

Sheep's tongues are usually boiled in water, and then broiled; to dress them thus, first skin, and then split them down in the middle and dip them in grease, or sweet oil, which is better mixed with parsley, green onions, mushrooms, and a clove of garlic, all shred fine, and adding salt and pepper; then cover them thick with crumbs of bread, and broil. Serve with an acid sauce.

SHEEP'S BRAINS WITH SMALL ONIONS.

Take some sheep's brains: soak them in lukewarm water, and blanch them: then stew them with thin slices of bacon, a little white wine, some parsley, shallots, cloves, small onions, salt, and pepper.

When done, arrange the brains on a dish, with the onions round, reduce the sauce and serve. Calves' brains may be dressed in the same way.

BROILED SHEEP'S KIDNEYS.

To broil sheep's kidneys, cut them open, and put them on small skewers; season with salt and pepper, and, when done, serve with a shallot, or a *maitre d'hotel* sauce.

OF LAMB.

QUARTER OF LAMB VARIOUS WAYS.

Both the fore and the hind quarter of lamb are usually roasted. The fore quarter is the most delicate. They may be served *en fricandeau* being prepared as fricandeau of veal. In dressing it thus to make the gravy adhere the better to the fricandeau, spread it over the meat with the back of a spoon. They may likewise be dressed *a la braisée* with a ragout of gherkins; or the ribs may be broiled as chops and placed round the shoulder, either roasted only, or first roasted and then hashed.

FRIED SLICES OF LAMB.

Cut some cold lamb into slices, season, and fry them; when done, put them in a dish, and pour melted butter over them; then throw a little flour into a saucepan, with some beef stock and a little walnut pickle: let this boil, and keep stirring. Serve the slices of lamb in this sauce, garnished with fried parsley.

LAMB'S HEADS.

Take two lambs' heads and necks; after having well picked, trimmed, and blanched them, stew them with some good stock, half a pint of white wine, half a lemon pared and cut in slices, or a little vinegar.

a bunch of parsley and green onions some salt and roots, covering them with thin rashers of fat bacon ; this is called *la braise blanche*. When done, uncover the brains, and dish the heads, pouring over them any sauce you think proper, as *sauce à l'Espagnole*, *à la ravigotte*, *à la poivrade*, thickened. If you choose a more simple sauce, mix some thin stock, taking care that it be not too salt, with the yolks of three eggs, and a little chopped parsley, and thicken over the fire ; or, in the place of sauces, use a ragout of cresses of truffles. Lambs' heads are also used to make white coups.

LAMB'S SWEETBREADS A L'ANGLAISE.

First blanch the sweetbreads, then let them remain in cold water for some time ; next, put them into a saucepan with a ladleful of stock, a little salt and pepper, a bunch of fresh onions, and a very little mace ; add a slice of butter rolled in flour, and stir it round gently till it is melted ; then let the whole simmer half an hour ; have ready two or three eggs well beat up in cream, mixed with a little shred parsley and some nutmeg ; add this, with some boiled asparagus heads, to the other ingredients, being careful there are no lumps in your sauce ; lastly, squeeze in a little lemon juice : if you would make a very choice dish, add some green peas or French beans.

PORK.

PORK KIDNEYS AU VIN DE CHAMPAGNE.

Mince some pork kidneys, and put them in a stew-pan on a brisk fire, with a slice of butter, salt, and pepper, some parsley, small onions, and shallots, all shred fine; keep stirring the kidneys that they may not adhere to the pan. When the sauce is reduced, add a little flour, stirring up the hash; then pour in a glass of white wine; warm up again without boiling, and serve.

ROASTED PIG.

Plunge a sucking pig into a boiler of hot water in which you can bear your finger, and rub all the hair off with your hand; then take it out, and repeat this process two or three times till all the hair is completely off: next, soak it four and twenty hours, and hang it up to dry. When it has thus been prepared, put a large piece of butter, rolled in flour, into the stomach; roast it, basting frequently with good sweet oil, that it may be of a good colour and serve.

ALL SORTS OF MEAT.

HASHED ROAST MEAT OF DIFFERENT SORTS.

Take any kind of meat that has been roasted, either butcher's meat, poultry, or game; cut it into very thin slices, and put it into a stewpan, with some parsley, green onions, shallots, and mushrooms, all shred fine, one or two eggs beat up, a little good stock, some salt, and coarse pepper: let the whole simmer upon the fire for a quarter of an hour; then take a dish for table, and put into it a little of the sauce of the meat, with some pieces of crumb of bread; place the slices of meat on the bread, and a little more crumb of bread upon the meat; put it over a stove moderately heated, till it adheres to the dish, and forms a little *gratin*; then pour in the rest of the sauce, adding a little vinegar.

BROILED VEAL, OR OTHER MEATS.

Take part of a fillet of veal, some beef-steaks, part of a leg of mutton, or some pork, and cut the meat into pieces of the thickness of half a finger, and the width of four fingers: stew them a short time in a marinade made with a little sweet oil, salt and pepper, parsley, green onions, and shallots, all shred fine; then take some pepper, and having rubbed it over with oil, form it into little cases, and put each separate piece of meat, with its seasoning,

into these papers; next, broil them on a gridiron over a slow fire, covering them with a sheet of paper, and, as they cook, put in from time to time, a few crumbs of bread. When done, add a sprinkling of vinegar; serve in the papers.

FORCEMEAT AND STUFFING.

Take a pound of fillet of veal, a quarter of a pound of fresh pork, and some beef marrow; season with pepper, cloves, and grated nutmeg; then add some veal sweetbreads, truffles, and mushrooms, mincing the whole up together very small. Instead of veal, you may use, if you please, the white part of any poultry or game, or both in equal quantities, and instead of pork, sausage meat. It is with this stuffing or forcemeat that meat pies are garnished. If you wish to make this forcemeat up into balls, add the yolks of some eggs, and roll them in flour.

POULTRY.

INSTRUCTIONS FOR PREPARING POULTRY BEFORE DRESSING.

To serve poultry tender and delicate, it should be kept some hours after being killed before boiling or roasting. Poultry that you intend serving for dinner, ought to be killed the evening before; or, if to be served in the evening, it should be killed very early in the morning. When the poultry has ceas-

ed to bleed, and before picking, put it into cold water, in a vessel large enough completely to cover it, and leave it thus till just before dressing: then take it out, soak it in boiling water for a few minutes, and pick it, being very careful to take out all the small feathers. Further, when you cleanse the inside of either poultry or game, be careful you do not burst the gall-bladder, or it will give a bitter taste to the whole flesh. You must be equally careful not to tear the intestines near the gizzard, as it makes the inside dirty, and spoils the whole bird.

TURKEY WITH TRUFFLES.

Take a fat turkey, cleanse and singe it; if you should chance to burst the gall-bladder or intestines wash the inside of the body very carefully. Then peel three or four pounds of truffles: chop up a handful of the worst with some fat bacon, and put them into a saucepan, together with the whole truffles, salt, pepper, spices, and a bay-leaf; let these ingredients cook over a slow fire for three quarters of an hour; then take them off, stir, and leave them to cool; when quite cold, put them in the body of the turkey, sew up the opening, and let the bird imbibe the flavour of the truffles, by their remaining in for several days, if the season permit. When you wish to dress the turkey, cover it with thin broad slices of bacon, and, over that, strong paper, and roast it two hours: when nearly done, take off the paper, that the bird may brown a few minutes, and serve.

TURKEY GIBLETS A LA BOURGEOISE.

The giblets of a turkey consist of the pinions, feet, neck, liver and gizzard. After having scalded, and picked them well, put them in a saucepan, with a piece of butter, a bunch of parsley and green onions, a clove of garlic, a sprig of thyme, a bay-leaf, basil, mushrooms, and two cloves; heat the whole together, putting in a spoonful of flour; moisten with stock, and season with salt and pepper; lastly, add some turnips, heated in butter, and browned of a good colour.

FRICASSEED TURKEY GIBLETS.

Scald and pick the giblets of two or three turkeys and put them in a stewpan, with a slice of butter, a bunch of parsley and green onions a clove of garlic, thyme, basil, a few mushrooms, a bay leaf, and two cloves; set the whole upon the fire; shake in some flour, moisten with water or stock, and season with salt and coarse pepper; let it stew and consume to a thick sauce. When ready to serve, take out the bunch of herbs, thicken with the yolk of three eggs beat up with cream, adding a little vinegar. If you wish to fricasseed the giblets brown, after having floured them, moisten with equal quantities of stock and gravy, and reduce to a thick sauce. To dress giblets with young peas, put them into a stewpan over the fire, with a piece of butter and a little flour; moisten with an equal quantity of stock and gravy, let them boil and reduce to a thick sauce.

TURKEY IN ITS GRAVY.

Line a stewpan with slices of veal and pieces of butter, lay a turkey on them, the back upwards; cover with thin broad slices of bacon; then moisten with stock, and season with salt, pepper, and a bunch of fine herbs. Stew over a slow fire; strain the sauce; skim off the fat, and serve.

FRICASSEED TURKEY OR GOOSE GIBLETS.

Scald and pick some gIBLETS; then put them in a saucepan, with a slice of butter, a bunch of parsley and green onions, some thyme, a bay leaf, and a few mushrooms; warm these over the fire with a sprinkling of flour, and moisten with stock or water, adding salt and pepper to your taste: let them stew, and reduce the sauce till very thick, adding to it the yolks of some eggs, and letting it simmer without boiling. Serve with a sprinkling of vinegar.

ROAST CHICKEN.

Having drawn and trussed a chicken, put it between some slices of bacon; take care to fasten the feet to the spit to keep it altogether; baste it with its gravy; when well done through, serve with cress round the dish, seasoned with salt and vinegar. The chicken and bacon should be covered with buttered paper till within five minutes of the bird being done. Then take off the paper, and finish the roasting by a very bright fire.

CHICKEN A LA POELE.

Split a chicken in two, and put it over the fire with a piece of butter, adding a clove of garlic, two shallots, a few mushrooms, some parsley, and green onions, all shred fine: then shake in a little flour, and moisten with a glass of white wine and as much stock; season with salt and coarse pepper; let the whole boil, and reduce to a thick sauce; skim off the fat before serving.

CHICKEN BROILED IN PAPER.

Split a chicken, and let it soak two hours, in oil mixed with parsley, sliced onions, cloves, some salt and pepper. Afterwards, cover each half with slices of bacon, and put the halves in papers, enclosing all their seasoning; broil by a very slow fire; when done, take off the paper, bacon, &c., and serve with a sauce a la ravigotte.

STUFFED CHICKEN.

Put a pint of milk into a saucepan with a good handful of crumbs of bread; boil till very thick, then leave it to cool, and afterwards beat it up in a mortar, with some parsley and green onions chopped small, thyme, a bay-leaf, salt, and pepper, a piece of butter and the yolks of four raw eggs; put this stuffing into the inside of two chickens properly prepared and trussed. Sew in the stuffing, roast the chickens between rashers of bacon, serve with a sauce made with a piece of butter rolled in flour,

some stock, a little vinegar, a minced anchovy, a few capers, some salt and nutmeg, and thickened over the fire. This stuffing may be used instead of poultry stuffing, with the addition of beef suet or butter.

CHICKEN WITH PEAS.

Cut up a chicken, and put it into a stewpan with half a peck of young peas, a slice of butter, and a bunch of parsley and green onions; shake the whole over a fire, then moisten with a little consommé, veal gravy, and a few spoonfuls of cullis; add a small piece of white sugar, and let it stew about an hour and a half, till the chicken is done; then skim off the grease carefully, and serve the sauce thick.

FRIED CHICKEN.

Cut up two chickens. Then put a quarter of a pound of butter mixed with a spoonful of flour, into a stewpan, with pepper, salt, vinegar, parsley, and green onions, thyme, bay-leaf, basil, two or three cloves, onions, carrots or turnips, and a little water, mix these over the fire till they are lukewarm. Steep the chickens in this marinade during three hours; then, having dried the pieces, and floured them, fry of a good colour, garnishing with fried parsley. You may dress any other white poultry in the same way.

PULLET A LA MONTMORENCI.

Lard the upper part of a pullet, and fill the carcass with liver cut into dice, streaked bacon, and chopped egg. Sew up the fowl that none of the stuffing may fall out;—stew like a fricandeau, and glaze in the same manner.

PULLET WITH PARSLEY.

Take a fowl, either raw, or that has been served at table, cut it up, and stew it in good stock, with some cullis, salt, and pepper. When done, and the sauce sufficiently reduced, add a little flour, and parsley which has been previously boiled, well squeezed and shred fine. Before serving, add a sprinkling of vinegar or lemon juice.

PULLET WITH SAUSAGES AND CABBAGE.

Cut a cabbage in two, put it in boiling water, and boil it a quarter of an hour; then take it out, let it cool, and tie it up with packthread; next stew it in some stock, and when about half done, put in the pullet properly prepared, with a few sausages and some pepper; when the stew is done, dish the fowl, with the sausages on the cabbage round.

CHIPOULATE.

Take the legs or wings of pullets, or any other white poultry, some sausages, slices of streaked

bacon, and small white onions (previously parboiled), stew them together in a little stock, putting over and under the rasbers of bacon; add two slices of lemon and a bunch of sweet herbs. When the poultry is done, drain, and dish it for table: then, having skimmed off the fat in the stewpan, strain the sauce, toss it up with a spoonful of cullis, and serve it over the fowl.

CURRY.

This is an Indian dish. To prepare it, you must cut up a fowl as for a fricassee; cut also into pieces a breast of mutton as if for a barico; throw all the meat into boiling water to blanch for a quarter of an hour; then put it in a saucepan, with some stock, seasoned with salt, allspice, Cayenne pepper, and Indian saffron or turmeric. When the meat is half cooked, add a table spoonful of curry powder, and serve as soon as the meat is thoroughly done, sending up with the curry a separate dish of rice *à la Creole*.

PULLET WITH ONIONS.

Take a fine tender fowl, and mince the liver, mixing it with some bacon grated with a knife, parsley, green onions, and mushrooms shred fine; season with pepper and salt; put all this into the carcass; sew it up that none of the stuffing may fall out, and then put the fowl upon the spit, covered with bacon, and wrapped in paper. When done, serve with a ragout of small white onions, made as follows:—slice the onions, and let them boil a

quarter of an hour in water : then throw them into cold water, take off the outer skin, and boil them a second time in some stock. When thoroughly done and drained, put them into a good cullis well seasoned; then boil them up a few times upon a stove, and serve them with the fowl. Chickens with onions are done in the same manner.

CAPON WITH RICE.

Take a capon properly drawn and trussed; salt it, and cover it with rashers of bacon; next, wash thoroughly half a pound of rice, and put it into a pot with the capon, an onion stuck with cloves, a bay-leaf, and some gravy; moisten the whole with stock, put it on the fire, and let it cook gently; when done, dish the capon, and serve with the rice round.

RABBIT EN GIBELOTE.

First cut a rabbit into pieces; then make a *roux* with a spoonful of flour and a piece of butter; put the rabbit into it with its liver; turn it over the fire, and moisten it with a little stock, a large glass of red wine, and as much water, adding a bunch of parsley and green onions, thyme, a bay-leaf, some salt and pepper; let the whole stew by a slow fire for half an hour; then add a dozen small onions and some mushrooms; let it finish cooking, and, before serving the chicken, take out the herbs, and skim the sauce. Serve very hot.

RABBIT WITH HERBS.

Cut up one or more rabbits and put them into a stewpan, with a slice of butter, some parsley and green onions, a few mushrooms, a clove of garlic, thyme, basil, and a bay-leaf, all shred fine; turn them a few times over the fire, shaking in a little flour; then moisten with a large glass of white wine and a little gravy or stock, adding salt and coarse pepper. Let the whole stew and reduce to the consistence of a sauce. When ready to serve, take the livers, previously boiled, bruise them, and put them into the sauce.

BROILED RABBIT.

Take one or two tender young rabbits; cut them up, and let them steep some hours in a little oil, mixed with parsley, leeks, a few mushrooms, and a clove of garlic, all shred fine; salt and pepper; put each piece of rabbit, rolled in a rasher of bacon, with a part of the seasoning, into white paper; grease the papers inside with butter; broil upon a gridiron by a very slow fire, and serve hot in the papers.

MINCED RABBIT.

Take the remains of a roasted rabbit, cut off all the meat, and mince it with a little roast mutton. Then break the bones of the rabbit into small pieces and put them into a stewpan, with a slice of butter, some shallots, half a clove of garlic, thyme,

a bay-leaf, and basil; turn these a few times over the fire, then shake in a little flour; moisten with a glass of red wine and as much stock, and let it boil half an hour over a small fire: strain it off, and put in the mincemeat with salt and coarse pepper; let the whole heat without boiling, and serve hot; if you choose, you may garnish with fried bread.

TO PRESERVE GEESSE.

Take any number of geese, and roast them till about three parts done, carefully preserving the fat that drops from them. Let them cool, and then cut each of them into four parts, taking off the legs, and keeping the breast and wings together: place them very close one upon the other in an earthen pot, putting between each layer three or four bay leaves and some salt: next, melt the goose-grease you have preserved, with a good deal of hog's lard, and pour it into the pot, taking care that there is sufficient to cover the birds; twenty-four hours after, close the pot with parchment, and, when the whole is quite cold, put it into a dry place to keep for use. Take the pieces of goose out of the fat as wanted, and, before using, wash them well in warm water.

DUCK WITH TURNIPS.

Burn a little butter and flour till of a fine colour, then moisten with some stock, and put in a whole duck, with a bunch of sweet herbs, and a little salt and coarse pepper. Have ready some turnips pared

and cut properly to stew with the duck; if they are hard, put them in at the same time; but, otherwise, when the duck is about half done; when the ragout is completed and well skimmed, add a tea spoonful of vinegar, and serve with a thick sauce. This is called serving a duck with turnips *a la bourgeoise*.

DUCK WITH TURNIPS—*Second Receipt.*

Stew the ducks separately *a la braise*, the turnips being cut small and parboiled in good stock, with the addition of some veal gravy and cullis. The ragout being thus made, serve it over the duck.

DUCK WITH OLIVES.

Dress a duck *a la braise*, in the same way as duck *a la purée*; when nearly done, blanch some olives, throw them into the sauce in which the duck was stewed, and boil then over a slow fire: when the olives are done, serve them on the dish round the duck.

DUCK AU PERE DOUILLET.

Tie up a duck in a neat form with packthread, and put it into a stewpan just large enough to contain it, with a bunch of parsley and green onions, a clove of garlic, thyme, a bay-leaf, basil, two cloves, some coriander seeds, slices of onion, a carrot, and a parsnip, a slice of butter, two glasses of stock, and one of white wine; let the whole

stew gently; and when the duck is done, skim off the fat, and strain the liquor through a sieve; then reduce it upon the fire to the consistence of a sauce, and serve it over the duck. It may be done in the same manner cut in quarters.

BREWING, WINES, &c.

RULES FOR BREWING.

Care must be taken to have clean malt; and after it is ground, it ought to stand four or five days.

For strong October, five quarters of malt to three hogsheads, and twenty four pound of hops. This will afterwards make two hogsheads of keeping small beer, allowing five pounds of hops to it.

For middling beer, a quarter of malt makes a hogshead of ale, and one of small beer; or it will make three hogsheads of good small beer, allowing eight pounds of hops. This will keep all the year; or it will make twenty gallons of strong ale, and two hogsheads of small beer, that will keep all the year.

If you intend to keep ale a great while, allow a pound of hops to every bushel; if for six months, five pounds to a hogshead; if for present drinking, three pounds to a hogshead, and the softest and clearest water you can get.

Observe the day before you have the vessels clean, and never use your tubs for any other use, except to make wines.

Let the casks be made clean the day before with boiling water; and if the bung is big enough, scrub

them well with a little birch broom or brush; if they are very bad, take out the heads, and let them be scrubbed clean with a handbrush, sand and fuller's earth. Put on the heads again, and scald them well, throw in the barrel a piece of unslacked lime, and stop the bung close.

The first copper of water, when it boils, pour in the mash-tub, and let it be cool enough to see your face in; then put in the malt, and let it be well mashed, fill the mashing tub, stir it well again, and cover it over with the sacks. Let it stand three hours, set a broad shallow tub under the cock, let it run softly, and if it is thick throw it up again till it runs fine, throw a handful of hops in the under tub, let the mash run in it, and fill the tubs till all is run off. Have water boiling in the copper, and lay as much more on as you have occasion for, allowing one third for boiling and waste. Let it stand an hour, boiling more water to fill the mashtub for small beer; let the fire down a little, and put in it tubs enough to fill the mash. Let the second mash be run off, and fill the copper with the first wort; put in part of the hops and boil it quick; an hour is long enough; when it is half boiled, throw in a handful of salt. Have a clean white wand and dip it in the copper, if the wort feels clammy, it is boiled enough; slacken the fire and take off the wort, have ready a large tub, put two sticks across, and set the straining basket over the tub, on the sticks, and strain the wort through it. Put the other wort on to boil with the rest of the hops: let the mash be covered again with water, and thin the wort that is cooled in as many things as you can; for the thinner it lies and the quicker it cools the

better. When quite cool put in the tunning tub. Throw a handful of salt in every boil. When the mash has stood an hour, draw it off, then fill the mash with cold water, take off the wort in the copper, and order it as before. When cool, add to it the first in the tub; as soon as one copper is empty, fill the other, and boil the small beer well. Run off the last mash, and when both are boiled with fresh hops, order them as two fresh boilings; when cool, empty the mash tub, and work the small beer there. When cool enough, work it; set a wooden bowl full of yeast in the beer, and it will work over with a little of the beer in the boil. Stir the tun up every twelve hours, let it stand two days, then tun it, taking off the yeast. Fill the vessels full, saving some to fill the barrels; let it stand till done working; lay on the bung lightly for a fortnight, after that stop it as close as you can. Mind you have a vent peg at the top of the vessel; in warm weather open it; and if it hisses, loosen it till it has done, then stop it close again. If you can boil the ale at one boiling, it is best, if your copper will allow of it; if not, boil it as convenience serves. When you draw the beer, and find it is not fine, draw off a gallon, and set it on the fire, with two ounces of isinglass, cut small and beat. Dissolve it in the beer over the fire; when it is all melted, let it stand till it is cold, and pour it in at the bung, which must lay loose on till it has done fermenting, then stop it close for a month.

Take care the casks are not musty, or have any ill taste; if they have, it is a hard thing to sweeten them.

You must wash the casks with cold water before

you scald them, and they should lay a day or two soaking, and clean them well, then scald them.

When beer has turned Sour.—To a kilderkin, put in at the bung a quart of oatmeal, lay the bung on loose two or three days, stop it down close, and let it stand a month. Some throw in a piece of chalk as big as a turkey's egg, and when it has done working, stop close for a month, then tap it.

TO BREW VERY FINE WELSH ALE.

Pour forty-two gallons of water hot, but not quite boiling, on eight bushels of malt, cover and let it stand three hours. In the mean time infuse four pounds of hops in a little hot water, and put the water and hops into the tub, and run the wort upon them, and boil them together three hours. Strain off the hops, and keep for the small beer. Let the wort stand in a high tub till cool enough to receive the yeast, of which put two quarts of ale, or if you cannot get it, of small-beer yeast. Mix it thoroughly and often. When the wort has done working the second or third day, the yeast will sink rather than rise in the middle, remove it then, and tun the ale as it works out; pour a quart in at a time, and gently, to prevent the fermentation from continuing too long, which weakens the liquor. Put a bit of paper over the bung-hole two or three days before stopping up.

STRONG BEER OR ALE.

Twelve bushels of malt to the hogshead for beer, (or fourteen if you wish it of a very good body,)

eight for ale; for either pour the whole quantity off water hot, but not boiling, on at once, and let it infuse three hours close covered; mash it in the first half-hour, and let it stand the remainder of the time. Run it on the hops previously infused in water; for strong beer three quarters of a pound to a bushel; if for ale, half a pound. Boil them with the wort two hours from the time it begins to boil.

Cool a pailful to add three quarts of yeast to, which will prepare it for putting to the rest when ready next day; but if possible put together the same night. Tun as usual. Cover the bung hole with paper when the beer has done working; and when it is to be stopped, have ready a pound and a half of hops dried before the fire, put them into the bung-hole, and fasten it up. Let it stand twelve months in casks, and twelve months in bottles before it be drunk. It will keep fine eight or ten years. It should be brewed the beginning of March.

Great care must be taken that the bottles are perfectly prepared, and that the corks are of the best sort.

The ale will be ready in three or four months; and if the vent-peg never be removed, it will have spirit and strength to the very last. Allow two gallons of water at first for waste.

After the beer or ale has run from the grains, pour a hogshead and half for the twelve bushels, and a hogshead of water if eight were brewed; mash, and let stand, and then boil, &c. Use some of the hops for this table-beer that were boiled for the strong.

When thunder or hot weather causes beer to turn sour, a tea spoonful, or more, if required, of salt of

wormwood put into the jug, will rectify it. Let it be drawn just before it is drunk, or it will taste flat.

EXCELLENT TABLE BEER.

On three bushels of malt pour of hot water the third of the quantity you are to use, which is to be thirty nine gallons. Cover it warm half an hour, then mash, and let it stand two hours and a half more, then set it to drain. When dry, add half the remaining water, mash, and let it stand half an hour, run that into another tub, and pour the rest of the water on the malt, stir it well, and cover it, letting it infuse a full hour. Run that off, and mix all together. A pound and a half of hops should be infused in water, as in the former receipt, and be put into the tub for the first running.

Boil the hops with the wort an hour from the time it first boils. Strain off and cool. If the whole be not cool enough that day to add to the yeast, a pail or two of wort may be prepared, and a quart of yeast put to it over night. Before tunning, all the wort should be added together, and thoroughly mixed with the lade-pail. When the wort ceases to work, put a bit of paper on the bung-hole for three days, when it may be safely fastened close. In three or four weeks the beer will be fit for drinking.

Note. Servants should be directed to put in a cork into every barrel as soon as the cock is taken out, and to fasten in the vent-peg, the air causing casks to become musty.

TO REFINE BEER, ALE, WINE, OR CYDER.

Put two ounces of isinglass shavings to soak in a quart of the liquor that you want to clear, beat it with a whisk every day till dissolved. Draw off a third part of the cask, and mix the above with it; likewise a quarter of an ounce of pearl-ashes, one ounce of salt of tartar calcined, and one ounce of burnt alum powdered. Stir it well, then return the liquor into the cask, and stir it with a clean stick. Stop it up, and in a few days it will be fine.

EXTRACT OF MALT FOR COUGHS.

Over half a bushel of pale ground malt pour as much hot, not boiling water, as will just cover it. In forty-eight hours drain off the liquor entirely, but without squeezing the grains; put the former into a large sweetmeat-pan, or sauce-pan, that there may be room to boil as quick as possible, without boiling over; when it begins to thicken stir constantly. It must be as thick as treacle. A dessert-spoon thrice a-day.

TO PRESERVE YEAST.

When you have plenty of yeast, begin to save it the following manner; whisk it until it becomes thin, then take a new large wooden dish, wash it very nicely and when quite dry, lay a layer of yeast over the inside with a soft brush; let it dry, then put another layer in the same manner, and so do until you have a sufficient quantity, observing that

each coat dry thoroughly before another be added. It may be put on two or three inches thick, and will keep several months: when to be used cut a piece out; stir it in warm water.—If to be used for brewing, keep it by dipping large handfuls of birch tied together; and when dry, repeat the dipping once. You may thus do as many as you please: but take care that no dust comes to them, or the vessel in which it has been prepared as before. When the wort is set to work, throw into it one of these bunches, and it will do as well as with fresh yeast; but if mixed with a small quantity first, and then added to the whole, it will work sooner.

REMARKS ON ENGLISH WINES.

English wines would be found particularly useful, now foreign are so high-priced; and though sugar is dear, they may be made at a quarter of the expense. If carefully made, and kept three or four years a proportionable strength being given they would answer the purpose of foreign wines, for health, and cause a very considerable reduction in the expenditure.

A RICH AND PLEASANT WINE.

Take new cyder from the press, mix it with as much honey as will support an egg, boil gently fifteen minutes, but not in an iron, brass or copper pot. Skim it well; when cool, let it be tunned, but don't quite fill. In March following bottle it, and it will be fit to drink in six weeks; but will be less sweet if kept longer in the cask. You will have a

rich and strong wine, and it will keep well. This will serve for any culinary purposes which sack, or sweet wine, is directed for.

Honey is a fine ingredient to assist, and render palatable new crabbed austere cyder.

RASPBERRY WINE.

To every quart of well-picked raspberries put a quart of water; bruise, and let them stand two days; strain off the liquor, and to every gallon put three pounds of lump-sugar; when dissolved put the liquor into the barrel, and when fine, which will be in about two months, bottle it, and each bottle put a spoonful of brandy, or a glass of wine.

RASPBERRY OR CURRANT WINE.

To every three pints of fruit, carefully cleared from mouldy or bad, put one quart of water; bruise the former. In twenty-four hours strain the liquor, and put to every quart a pound of sugar, of good middling quality of Lisbon. If for white currants, use lump-sugar. It is best to put the fruit, &c. in a large pan, and when in three or four days the scum rises, take that off before the liquor be put into the barrel.—Those who make from their own gardens may not have a sufficiency to fill the barrel at once; the wine will not hurt if made in the pan, in the above proportions, and added as the fruit ripens, and can be gathered in dry weather. Keep an account of what is put in each time.

Another way—Put five quarts of currants, and a pint of raspberries, to every two gallons of water;

et them soak a night; then squeeze and break them well. Next day rub them well on a fine wire sieve, till all the juice is obtained, washing the skins again with some of the water; then to every gallon put four pounds of very good Lisbon sugar, but not white, which is often adulterated; tun it immediately, and lay the bung lightly on. Do not use any thing to work it. In two or three days put a bottle of brandy to every four gallons: bung it close, but leave the peg out at top a few days; keep it three years, and it will be a very fine agreeable wine; four years would make it still better.

BLACK CURRANT WINE, VERY FINE.

To every three quarts of juice, put the same of water unboiled; and to every three quarts of the liquor, add three pounds of very pure moist sugar. Put it into a cask, preserving a little for filling up. Put the cask in a warm dry room, and the liquor will ferment of itself. Skim off the refuse, when the fermentation shall be over, and fill up with the reserved liquor. When it has ceased working, pour three quarts of brandy to forty quarts of wine. Bung it close for nine months, then bottle it, and strain the thick part through a jelly-bag, until it be clear, and bottle that. Keep it ten or twelve months.

EXCELLENT GINGER WINE.

Put into a very nice boiler ten gallons of water, fifteen pounds of lump-sugar, with the whites of six

or eight eggs well beaten and strained; mix all well while cold; when the liquor boils skim it well, and put in half a pound of common white ginger bruised; boil it twenty minutes. Have ready the very thin rinds of seven lemons, and pour the liquor on them; when cool, tun it with two spoonfuls of yeast: put in a quart of the liquor to two ounces of isinglass-shavings, while warm, whisk it well three or four times, and pour all together into the barrel. Next day stop it up; in three weeks bottle, and in three months it will be a delicious and refreshing liquor, and though very cool, perfectly safe.

Another.—Boil nine quarts of water with six pounds of lump-sugar, the rinds of two or three lemons very thinly pared, with two ounces of bruised white ginger half an hour; skim. Put in three quarters of a pound of raisins into the cask when the liquor is lukewarm, tun it with the juice of two lemons strained, and a spoonful and a half of yeast. Stir it daily, then put in half a pint of brandy and half an ounce of isinglass-shavings; stop it up and bottle it six or seven weeks. Do not put the lemon-peel in the barrel.

ORANGE WINE.

To five gallons of spring water, put fifteen pounds of loaf-sugar, and the whites of three eggs, well beaten; let it boil for a quarter of an hour, and as the scum rises, take it off; when cold, and the juice of sixty Seville oranges and five lemons; pare ten oranges and five lemons as thin as possible; put them on thread, and suspend them in the barrel for

70 months; then take them out, and put in a pound of loaf-sugar, and bung it up.

EXCELLENT COWSLIP WINE.

To every gallon of water, weigh three pounds of lump-sugar; boil the quantity half an hour, taking off the scum as it rises. When cool enough, put in it a crust of toasted bread dipped in thick yeast, let the liquor ferment in the tub thirty-six hours; then into the cask put for every gallon the peel of two and rind of one lemon, and both of one Seville orange, and one gallon of cowslip-pips, then pour on them the liquor. It must be carefully stirred every day for a week; then to every five gallons put in a bottle of brandy. Let the cask be close stopped, and stand only six weeks before you bottle off. Observe to use the best corks.

ELDER WINE.

To every quart of berries put two quarts of water, boil half an hour, run the liquor and break the fruit through a hair sieve; then to every quart of juice put three quarters of a pound of Lisbon sugar, coarse, but not the very coarsest. Boil the whole a quarter of an hour with some Jamaica peppers, ginger, and a few cloves. Pour it into a tub, and then of a proper warmth, into the barrel, with yeast and yeast to work, which there is more difficulty to make it do than most other liquors. When it ceases to hiss, put a quart of brandy to eight gallons, and stop up. Bottle in the spring or at

Christmas. The liquor must be in a warm place to make it work.

WHITE ELDER WINE.

Boil eighteen pounds of white powder-sugar, with six gallons of water, and two whites of eggs well beaten; then skim it, and put in a quarter of a peck of elder-flowers from the tree that bears white berries; do not keep them on the fire. When near cold, stir it, and put in six spoonsful of lemon juice, four or five of yeast, and beat well into the liquor; stir it every day; put six pounds of the best raisins, stoned, into the cask, and tun the wine. Stop it close, and bottle in six months. When well kept, this wine will pass for Frontinac.

CLARY WINE.

Boil fifteen gallons of water, with forty-five pounds of sugar, skim it, when cool put a little to a quarter of a pint of yeast, and so by degrees add a little more. In an hour pour the small quantity to the large, pour the liquor on clary-flowers, picked in the dry; the quantity for the above is twelve quarts. Those who gather from their own garden may not have sufficient to put in at once, and may add as they can get them, keeping account of each quart. When it ceases to hiss, and the flowers are all in, stop it up for four months. Rack it off, empty the barrel of the dregs, and adding a gallon of the best brandy, stop it up, and let stand six or eight weeks; then bottle it.

EXCELLENT RAISIN WINE.

To every gallon of spring water, put eight pounds of fresh Smyrnas in a large tub; stir it thoroughly every day for a month; then press the raisins in a horse-hair bag as dry as possible; put the liquor into a cask; and when it has done hissing, pour in a bottle of the best brandy; stop it close for twelve months; then rack it off, but without the dregs; filtre them through a bag of flannel of three or four folds; add the clear to the quantity, and pour one or two quarts of brandy, according to the size of the vessel. Stop it up, and at the end of three years, you may either bottle it, or drink it from the cask.

Raisin wine would be extremely good, if made rich of the fruit, and kept long, which improves the flavour greatly.

RAISIN WINE WITH CIDER.

Put two hundred weight of Malaga raisins into a cask, and pour upon them a hogshead of good sound cider that is not rough; stir it well two or three days; stop it, and let it stand six months; then rack into a cask that it will fill, and put in a gallon of the best brandy.

If raisin wine be much used, it would answer well to keep a cask always for it, and bottle off one year's wine just in time to make the next, which, allowing the six months of infusion, would make the wine to be eighteen months old. In cider counties this way is very economical; and even if

not thought strong enough, the addition of another quarter of a hundred of raisins would be sufficient, and the wine would still be very cheap.

RAISIN WINE WITHOUT CIDER.

On four hundred weight of Malagas pour one hogshead of spring-water, stir well daily for fourteen days, then squeeze the raisins in a horse-hair bag in a press, and tun the liquor; when it ceases to hiss, stop it close. In six months rack it off into another cask, or into a tub, and after clearing out the sediment, return it into the same, but do not wash it: add a gallon of the best brandy, stop it close, and in six months bottle it.

SACK MEAD.

To every gallon of water put four pounds of honey, and boil it three quarters of an hour, taking care to skim it. To every gallon add an ounce of hops; then boil it half an hour, and let it stand till next day: put it into your cask, and to thirteen gallons of the liquor add a quart of brandy. Let it be lightly stopped till the fermentation is over, and then stop it very close. If you make a larger cask, keep it a year in cask.

COWSLIP MEAD.

Put thirty pounds of honey into fifteen gallons of water, and boil till one gallon is wasted; skim it, take it off the fire, and have ready a dozen and a half of lemons quartered; pour a gallon of the

liquor boiling hot upon them: put the remainder of the liquor into a tub, with seven pecks of cowslip pips; let them remain there all night, and then put the liquor and the lemons to eight spoonsful of new yeast, and a handful of sweet briar; stir all well together, and let it work for three or four days. Strain it, and put it into the cask! let it stand six months, and then bottle it for keeping.

IMPERIAL.

Put two ounces of cream of tartar, and the juice and paring of two lemons, into a stone jar; pour on them seven quarts of boiling water, stir, and cover close, When cold, sweeten with loaf-sugar, and straining it, bottle and cork tight.

This is a very pleasant liquor, and very wholesome; but from the latter consideration was at one time drunk in such quantities as to become injurious. Add, in bottling, half a pint of rum to the whole quantity.

RATAFIA.

Blanch two ounces of peach and apricot kernels, bruise, and put them into a bottle, and fill nearly up with brandy. Dissolve half a pound of white sugar-candy in a cup of cold water, and add to the brandy after it has stood a month on the kernels, and they are strained off; then filtre through paper, and bottle for use. The leaves of peaches and nectarines, when the trees are cut in the spring, being distilled, are an excellent substitute for ratafia in puddings.

RASPBERRY BRANDY.

Pick fine dry fruit, put into a stone jar, and the jar into a kettle of water, or on a hot hearth, till the juice will run; strain, and to every pint add half a pound of sugar, give one boil, and skim it; when cold, put equal quantities of juice and brandy, shake well, and bottle. Some people prefer it stronger of the brandy.

AN EXCELLENT METHOD OF MAKING PUNCH.

Take two large fresh lemons with rough skins, quite ripe, and some large lumps of double refined sugar. Rub the sugar over the lemons till it has absorbed all the yellow part of the skins. Then put into the bowl these lumps, and as much more as the juice of the lemons may be supposed to require; for no certain weight can be mentioned, as the acidity of a lemon cannot be known till tried, and therefore this must be determined by the taste. Then squeeze the lemon juice upon the sugar; and with a bruiser press the sugar and the juice particularly well together, for a great deal of the richness and fine flavour of the punch depends on this rubbing and mixing process being thoroughly performed. Then mix this up very well with boiling water (soft water is best) till the whole is rather cool. When this mixture (which is now called the sherbet) is to your taste, take brandy and rum in equal quantities, and put them to it, mixing the whole well together again. The quantity of liquor must be according to your taste: two good

lemons are generally enough to make four quarts of punch, including a quart of liquor, with half a pound of sugar; but this depends much on taste, and on the strength of the spirit.

As the pulp is disagreeable to some persons, the sherbet may be strained before the liquor is put in. Some strain the lemon before they put it to the sugar, which is improper; as when the pulp and sugar are well mixed together, it adds much to the richness of the punch.

When only rum is used, about half a pint of porter will soften the punch; and even when both rum and brandy are used, the porter gives a richness, and to some a very pleasant flavour.

This receipt has never been in print before, but is greatly admired amongst the writer's friends. It is impossible to take too much pains in all the processes of mixing, and, in minding to do them extremely well, that all the different articles may be most thoroughly incorporated together.

VERDER, OR MILK PUNCH.

Pare six oranges, and six lemons, as thin as you can, grate them after with sugar to get the flavour. Steep the peels in a bottle of rum or brandy stopped close twenty-four hours. Squeeze the fruit on two pounds of sugar, add to it four quarts of water, and one of new milk, boiling hot; stir the rum into the above, and run it through a jelly-bag till perfectly clear. Bottle, and cork close immediately.

NORFOLK PUNCH.

In twenty quarts of French brandy put the peels of thirty lemons and thirty oranges, pared so thin that not the least of the white is left. Infuse twelve hours. Have ready thirty quarts of cold water that has boiled ; put to it fifteen pounds of double refined sugar: and when well mixed, pour it upon the brandy and peels, adding the juice of the oranges and of twenty-four lemons ; mix well: then strain through a very fine hair sieve, into a very clean barrel that has held spirits, and put two quarts of new milk. Stir, and then bung it close ; let it stand six weeks in a warm cellar ; bottle the liquor for use, observing great care that the bottles are perfectly clean and dry, and the corks of the best quality, and well put in. This liquor will keep many years, and improves by age.

ANOTHER WAY.

Pare six lemons and three Seville oranges very thin, squeeze the juice into a large tea-pot, put to it two quarts of brandy, one of white wine, and one of milk, and one pound and a quarter of sugar. Let it be mixed, and then covered for twenty-four hours ; strain through a jelly-bag till clear, then bottle it.

WHITE CURRANT SHRUB.

Strip the fruit, and prepare in a jar as for jelly ; strain the juice, of which put two quarts to one gal-

lon of rum, and two pounds of lump sugar : strain through a jelly-bag.

LEMONADE TO BE MADE A DAY BEFORE WANTED.

Pare two dozen of tolerably sized lemons as thin as possible, put eight of the rinds into three quarts of hot, not boiling water, and cover it over for three or four hours. Rub some fine sugar on the lemons to attract the essence, and put it into a China bowl, into which squeeze the juice of the lemons. To it add one pound and a half of fine sugar, then put the water to the above, and three quarts of milk made boiling hot ; mix, and pour through a jelly-bag till perfectly clear.

ANOTHER WAY.

Pare a number of lemons according to the quantity you are likely to want ; on the peels pour hot water, but more juice will be necessary than you need use the peels of. While infusing, boil sugar and water to a good syrup with the white of an egg whipt up, when it boils, pour a little cold water into it ; set it on again, and when it boils up, take the pan off, and set it to settle. If there is any scum, take it off, and pour it clear from the sediment to the water the peels were infused in, and the lemon-juice ; stir and taste it, and add as much more water as shall be necessary to make a very rich lemonade. Wet a jelly-bag, and squeeze it dry, then strain the liquor, which is uncommonly fine.

LEMONADE THAT HAS THE FLAVOUR AND APPEAR-
ANCE OF JELLY.

Pare two Seville oranges and six lemons as thin as possible, and steep them four hours in a quart of hot water. Boil a pound and a quarter of loaf-sugar in three pints of water, and skim it. Add the two liquors to the juice of six China oranges, and twelve lemons; stir the whole well, and run it through a jelly-bag till clear. Then add a little orange-water, if you like the flavour, and, if wanted more sugar. It will keep well if corked.

RASPBERRY VINEGAR.

Put a pound of fine fruit into a China bowl, and pour upon it a quart of the best white wine vinegar, next day strain the liquor on a pound of fresh raspberries; and the following day do the same, but do not squeeze the fruit, only drain the liquor as dry as you can from it.

DAIRY AND POULTRY.

DAIRY.

The servants of each country are generally acquainted with the best mode of managing the butter and cheese of that country; but the following hints may not be unacceptable, to give information to the mistress.

ON THE MANAGEMENT OF COWS, &c.

Cows should be carefully treated; if their teats are sore, they should be soaked in warm water twice a day; and either be dressed with soft ointment, or done with spirits and water. If the former, great cleanliness is necessary. The milk, at these times, should be given to the pigs.

When the milk is brought into the dairy, it should be strained and emptied into clean pans immediately in winter, but not till cool in summer. White ware is preferable, as the red is porous, and cannot be so thoroughly scalded.

The greatest possible attention must be paid to cleanliness in a dairy; all the utensils, shelves, dressers, and the floor, should be kept with the most perfect neatness, and cold water thrown over every part very often. There should be shutters to keep out the sun and the hot air. Meat hung in a dairy will spoil milk.

The cows should be milked at a regular and early hour, and the udders emptied, or the quantity will decrease. The quantity of milk depends, on many causes; as the goodness, breed, and health of the cow, the pasture, the length of time from calving, the having plenty of clean water in the field she feeds in, &c. A change of pasture will tend to increase it. People who attend properly to the dairy will feed the cows particularly well two or three weeks before they calve, which makes the milk more abundant after. In gentlemen's dairies more attention is paid to the size and beauty of

the cows than to their produce, which dairymen look most to.

For making cheese, the cows should calve from Lady-day to May, that the large quantity of milk may come into use about the same time; but in gentlemen's families one or two should calve in August or September, for a supply in winter. In good pastures, the average produce of a dairy is about three gallons a day each cow, from Lady-day to Michaelmas, and from thence to Christmas one gallon a day. Cows will be profitable milkers to fourteen or fifteen years of age, if of a proper breed.

When a calf is to be reared, it should be taken from the cow in a week at farthest, or it will cause great trouble in rearing, because it will be difficult to make it take milk in a pan. Take it from the cow in the morning, and keep it without food till the next morning; and then, being hungry, it will drink without difficulty. Skimmed milk and fresh whey, just as warm as new milk, should be given twice a day in such quantity as is required. If milk runs short, smooth gruel mixed with milk will do. At first, let the calf be out only by day, and feed it at night and morning.

When the family is absent, or there is not a great call for cream, a careful dairy-maid seizes the opportunity to provide for the winter-store; she should have a book to keep an account, or get some one to write down for her the produce of every week, and set down what butter she pots. The weight the pot will hold should be marked on each in making at the pottery. In another part of the book should

be stated the poultry reared, and the weekly consumption.

OBSERVATIONS RESPECTING CHEESE.

This well known article differs according to the pasture in which the cows feed. Various modes of preparing may effect a great deal; and it will be bad or good of its kind, by being in unskilful hands or the contrary: but much will still depend on the former circumstance. The same land rarely makes very fine butter and remarkably fine cheese; yet due care may give one pretty good, where the other excels in quality.

When one is not as fine as the other, attention and change of method may amend the inferior. There is usually, however, too much prejudice in the minds of dairy-people, to make them give up an old custom for one newly recommended. This calls for the eye of the superior. A gentleman has been at the expense of procuring cattle from every county noted for good cheese, and it is affirmed that the Cheshire, double Gloucester, North Wiltshire, Cheddar, and many other sorts, are so excellent as not to discredit their names. As the cows are all on one estate, it should seem that the mode of making must be a principal cause of the difference in flavour; besides there is much in the size, and manner of keeping.

Cheese made on the same ground, of new, skimmed, or mixed milk, will differ greatly, not in richness only, but also in taste. Those who direct a dairy in a gentleman's family should consider in which way it can be managed to the best advantage.

Even with few cows, cheeses of value may be made from a tolerable pasture, by taking the whole of two meals of milk, and proportioning the thickness of the vat to the quantity, rather than having a wide and flat one, as the former will be most mellow. The addition of a pound of fresh made butter, of a good quality, will cause the cheese made on poor land to be of a very different quality from that usually produced by it.

A few cheeses thus made, when the weather is not extremely hot, and when the cows are in full feed, will be very advantageous for the use of the parlour. Cheese for common family use will be very well produced by two meals of skim, and one of new milk; or in good land, by the skim milk only. Butter likewise should be made, and potted down for winter-use, but not to interfere with the cheeses as above, which will not take much time.

TO PREPARE RENNET TO TURN THE MILK.

Take out the stomach of a calf as soon as killed, and scour it inside and out with salt, after it is cleared of the curd always found in it. Let it drain a few hours; then sew it up with two good handfuls of salt in it, or stretch it on a stick well salted; or keep it in the salt wet, and soak a bit, which will do over and over by fresh water.

ANOTHER WAY.

Clean the maw as above; next day take two quarts of fresh-spring water, and put into it a handful of hawthorn-tops, a handful of sweet-brier, &

handful of rose leaves, a stick of cinnamon, forty cloves, four blades of mace, a sprig of knotted marjoram, and two large spoonsful of salt. Let them boil gently to three pints of water: strain it off; and when only milk-warm, pour it on the vell (that is, the maw). Slice a lemon into it; let it stand two days; strain it again, and bottle it for use. It will keep good at least twelve months, and has a very fine flavour. You may add any sweet aromatic herbs to the above. It must be pretty salt, but not brine. A little will do for turning. Salt the vell again for a week or two, and dry it stretched on sticks crossed, and it will be near as strong as ever. Do not keep it in a hot place when dry.

TO MAKE CHEESE.

Put the milk into a large tub, warming a part till it is of a degree of heat quite equal to new; if too hot, the cheese will be tough. Put in as much rennet as will turn it, and cover it over. Let it stand till completely turned; then strike the curd down several times with the skimming-dish, and let it separate, still covering it. There are two modes of breaking the curd; and there will be a difference in the taste of the cheese, according as either is observed; one is, to gather it with the hands very gently towards the side of the tub, letting the whey pass through the fingers till it is cleared, and lading it off as it collects. The other is, to get the whey from it by early breaking the curd: the last method deprives it of many of its oily particles, and is therefore less proper.

Put the vat on a ladder over the tub, and fill it

with curd by the skimmer: press the curd close with your hand, and add more as it sinks: and must be finally left two inches above the edge. Before the vat is filled, the cheese-cloth must be laid at the bottom; and when full, drawn smooth over on all sides.

There are two modes of salting cheese; one by mixing it in the curd while in the tub after the whey is out; and the other by putting it in the vat and crumbling the curd all to pieces with it, after the first squeezing with the hands has dried it. The first method appears best on some accounts, but not on all, and therefore the custom of the country must direct. Put a board under and over the vat, and place it in the press: in two hours turn it out, and put a fresh cheese-cloth; press again for eight or nine hours; then salt it all over and turn it again in the vat, and let it stand in the press fourteen or sixteen hours; observing to put the cheeses last made undermost. Before putting them the last time into the vat, pare the edges if they do not look smooth. The vat should have holes at the sides and at bottom to let all the whey pass through. Put on clean boards, and change and scald them.

TO PRESERVE CHEESE SOUND.

Wash in warm whey, when you have any, and wipe it once a month, and keep it on a rack. If you want to ripen it, a damp cellar will bring it forward. When a whole cheese is cut, the larger quantity should be spread with butter inside, and the outside wiped, to preserve it. To keep those i

daily use moist, let a clean cloth be wrung out from cold water, and wrap round them when carried from table. Dry cheese may be used to advantage to grate for serving with macaroni or eating without. These observations are made with a view to make the above articles less expensive, as in most families where much is used there is waste.

TO MAKE SAGE CHEESE.

Bruise the tops of young red sage in a mortar, with some leaves of spinach, and squeeze the juice; mix it with the rennet in the milk, more or less according as you like for colour and taste. When the curd is come, break it gently, and put it in with the skimmer, till it is pressed two inches above the vat. Press it eight or ten hours. Salt it, and turn every day.

CREAM CHEESE.

Put five quarts of strippings, that is, the last of the milk, into a pan, with two spoonful of rennet. When the curd is come, strike it down two or three times with the skimming-dish just to break it. Let it stand two hours, then spread a cheese-cloth on a sieve, put the curd on it, and let the whey drain; break the curd a little with your hand, and put it into a vat with a two-pound weight upon it. Let it stand twelve hours, take it out, and bind a fillet round. Turn every day till dry, from one board to another; cover them with nettles, or clean dock-leaves, and put between two pewter plates to

ripen. If the weather be warm, it will be ready in three weeks.

ANOTHER.

Have ready a kettle of boiling water, put five quarts of new milk into a pan, and five pints of cold water, and five of hot; when of a proper heat, put in as much rennet as will bring it in twenty minutes, likewise a bit of sugar. When come, strike the skimmer three or four times down, and leave it on the curd. In an hour or two lade it into the vat without touching it; put a two pound weight on it when the whey has run from it, and the vat is full.

ANOTHER SORT.

Put as much salt to three pints of raw cream as shall season it: stir it well, and pour it into a sieve in which you have folded a cheese-cloth three or four times, and laid at the bottom. When it hardens, cover it with nettles on a pewter plate.

RUSH CREAM-CHEESE.

To a quart of fresh cream put a pint of new milk warm enough to make the cream a proper warmth, a bit of sugar, and rennet.

Set near the fire till the curd comes; fill a vat made in the form of a brick, of wheat straw or rushes sewed together. Have ready a square of straw, or rushes sewed flat, to rest the vat on, and another to cover it; the vat being open at top and bottom. Next day take it out, and change it as above to ri-

pen. A half-pound weight will be sufficient to put on it.

ANOTHER WAY.

Take a pint of very thick sour cream from the top of the pan for gathering butter, lay a napkin on two plates, and pour half into each; let them stand twelve hours, then put them on a fresh wet napkin in one plate, and cover with the same; this do every twelve hours until you find the cheese begins to look dry, then ripen it with nut-leaves: it will be ready in ten days.

Fresh nettles, or two pewter plates, will ripen cream-cheese very well.

OBSERVATIONS RESPECTING BUTTER.

There is no one article of family consumption more in use, of greater variety in goodness, of more consequence to have of a superior quality and the economising of which is more necessary than this. The sweetness of butter is not affected by the cream being turned of which it is made. When cows are in turnips; or eat cabbages, the taste is very disagreeable, and the following ways have been tried with advantage to obviate it:—

When the milk is strained into the pans, put to every six gallons one gallon of boiling water. Or dissolve one ounce of nitre in a pint of spring-water, and put a quarter of a pint to every fifteen gallons of milk. Or when you churn, keep back a quarter of a pint of the sour cream, and put it into a well-scalded pot, into which you are to gather the next

cream ; stir that well, and do so with every fresh addition.

TO MAKE BUTTER.

During summer, skim the milk when the sun has not heated the dairy ; at that season it should stand for butter twenty-four hours without skimming, and forty-eight in winter. Deposit the cream pot in a very cold cellar, if your dairy is not more so. If you cannot churn daily, change it into scalding fresh pots ; but never omit churning twice a week. If possible, put the churn in a thorough air ; and if not a barrel one, set it in a tub of water two feet deep, which will give firmness to the butter. When the butter is come, pour off the butter-milk, and put the butter into a fresh-scalded pan, or tubs which have afterwards been in cold water. * Pour water on it, and let it lie to acquire some hardness before you work it ; then change the water, and beat it with flat boards so perfectly that not the least taste of the buttermilk remains, and that the water, which must be often changed, shall be quite clear in colour. Then work some salt into it, weigh, and make it into forms ; throw them into cold water, in an earthen pan and cover of the queen's ware. You will then have very nice and cool butter in the hottest weather. It requires more working in hot than in cold weather ; but neither should be left with a particle of buttermilk, or a sour taste, as is sometimes done.

TO PRESERVE BUTTER.

Take two parts of the best common salt, one part good loaf-sugar, and one part saltpetre ; beat them *well* together. To sixteen ounces of butter thoroughly cleansed from the milk, put one ounce of this composition ; work it well, and put down when become firm and cold.

The butter thus preserved is the better for keeping, and should not be used under a month. This article should be kept from the air, and is best in pots of the best glazed earth, that will hold from ten to fourteen pounds each.

TO PRESERVE BUTTER FOR WINTER, THE BEST WAY.

When the butter has been prepared as above directed, take two parts of the best common salt, one part of *good* loaf-sugar, and one part of saltpetre, beaten and blended well together. Of this composition put one ounce to sixteen ounces of butter, and work it well together in a mass. Press it into the pans after the butter is become cool ; for friction, though it be not touched by the hands, will soften it. The pans should hold ten or twelve pounds each. On the top put some salt ; and when that is turned to prime, if not enough to cover the butter entirely, add some strong salt and water. It requires only then to be covered from the dust.

TO MANAGE CREAM FOR WHEY BUTTER.

Set the whey one day and night, skim it, and so till you have enough; then boil it, and pour it into a pan or two of cold water. As the cream rises, skim it till no more comes; then churn it. Where new-milk cheese is made daily, whey butter for common and present use may be made to advantage.

TO SCALD CREAM, AS IN THE WEST OF ENGLAND.

In winter let the milk stand twenty-four hours, in the summer twelve at least; then put the milk pan on a hot hearth, if you have one; if not, set it in a wide brass kettle of water large enough to receive the pan. It must remain on the fire till quite hot, but on no account boil, or there will be a skim instead of cream upon the milk. You will know when done enough, by the undulations on the surface looking thick, and having a ring round the pan the size of the bottom. The time required to scald cream depends on the size of the pan and the heat of the fire; the slower the better. Remove the pan into the dairy when done, skim it next day. In cold weather it may stand thirty-six hours, and never less than two meals.

The butter is usually made in Devonshire of cream thus prepared, and if properly, it is very firm.

BUTTERMILK.

If made of sweet cream, is a delicious and most wholesome food. Those who can relish sour buttermilk find it still more light; and it is reckoned more beneficial in consumptive cases.

Buttermilk, if not very sour, is also as good as cream to eat with fruit, if sweetened with white sugar, and mixed with a very little milk. It likewise does equally for cakes and rice-puddings, and of course it is economical to churn before the cream is too stale for any thing put to feed pigs.

TO KEEP MILK AND CREAM.

In hot weather, when it is difficult to preserve milk from becoming sour, and spoiling the cream, it may be kept perfectly sweet by scalding the new milk very gently without boiling, and setting it by in the earthen dish or pan that it is done in. This method is pursued in Devonshire; and for butter, and eating, would equally answer in small quantities for coffee, tea, &c. Cream already skimmed may be kept twenty-four hours if scalded without sugar; and by adding to it as much powdered lump-sugar as shall make it pretty sweet, will be good two days, keeping it in a cool place.

SYRUP OF CREAM.

May be preserved as above in the proportion of a pound and a quarter of sugar to a pint of perfectly fresh cream; keep it in a cool place for two or three

hours, then put it into one or two ounce phials, and cork it close. It will keep good thus for several weeks, and will be found very useful in voyages.

GALLINO CURDS AND WHEY, AS IN ITALY.

Take a number of the rough coats that line the gizzards of turkeys and fowls : clean them from the pebbles they contain ; rub them well with salt, and hang them to dry. This makes a more tender and delicate curd than common rennet. When to be used, break off some bits of the skin, and put on it some boiling water ; in eight or nine hours use the liquor as you do other rennet.

TO CHOOSE BUTTER AT MARKET.

Put a knife into the butter if salt, and smell it when drawn out ; if there is any thing rancid or unpleasant, it is bad. Being made at different times, the layers in casks will vary greatly ; and you will not easily come at the goodness but by unhooping the cask, and trying it between the staves. Fresh butter ought to smell like a nosegay, and be of an equal colour all through : if sour in smell, it has not been sufficiently washed ; if veiny and open, it is probably mixed with staler or an inferior sort.

POULTRY-YARD.

MANAGEMENT OF FOWLS.

In order to have fine fowls, it is necessary to choose a good breed, and have proper care taken of them. The Dartford sort is thought highly of; and it is desirable to have a fine large kind, but people differ in their opinion of which is best. The black are very juicy; but do not answer so well for boiling, as their legs partake of their colour. They should be fed as nearly as possible at the same hour and place. Potatoes boiled, unskinned, in a little water, and then cut, and either wet with skimmed milk or not, form one of the best foods. Turkeys and fowls thrive amazingly on them. The milk must not be sour.

The best age for setting a hen is from two to five years; and you should remark which hens make the best breeders, and keep those to laying who are giddy and careless of their young. In justice to the animal creation, however, it must be observed, there are but few instances of bad parents for the time their nursing is necessary.

Hens sit twenty days. Convenient places should be provided for their laying, as these will be proper for sitting likewise. If the hen-house is not secured from vermin, the eggs will be sucked, and the fowls destroyed.

Those hens are usually preferred which have tufts of feathers on their heads: those that crow are

not looked upon as profitable. Some fine young fowls should be reared every year, to keep up a stock of good breeders; and by this attention, and removing bad layers and careless nurses, you will have a chance of a good stock.

Let the hens lay some time before you set them, which should be done from the end of February to the beginning of May. While hens are laying, feed them well, and sometimes with oats.

Broods of chickens are hatched all through the summer, but those that come out very late require much care till they have gained some strength.

If the eggs of any other sort are put under a hen with some of her own, observe to add her own as many days after the others as there is a difference in the length of their sitting. A turkey and duck sit thirty days. Choose large clear eggs to put her upon, and such a number as she can properly cover. If very large eggs, there are sometimes two yolks, and of course neither will be productive. Ten or twelve are quite enough.

A hen-house should be large and high; and should be frequently cleaned out, or the vermin of fowls will increase greatly. But hens must not be disturbed while sitting; for if frightened, they sometimes forsake their nests. Wormwood and rue should be planted plentifully about their houses: boil some of the former, and sprinkle it about the floor; which should be of smooth earth, not paved. The windows of the house should be open to the rising sun; and a hole must be left at the door, to let the smaller fowls go in; the larger may be let in and out by opening the door. There should be a small sliding board to shut down when the fowls

are gone to roost, which would prevent the small beasts of prey from committing ravages ; and a good strong door and lock may possibly, in some measure, prevent the depredations of human enemies.

When some of the chickens are hatched long before the others, it may be necessary to keep them in a basket of wool till the others come forth. The day after they are hatched, give them some crumbs of white bread, and small (or rather cracked) grits soaked in milk. As soon as they have gained a little strength, feed them with curd, cheese-parings cut small, or any soft food, but nothing sour ; and give them clean water twice a day. Keep the hen under a pen till the young have strength to follow her about, which will be in two or three weeks ; and be sure to feed her well.

The food of fowls goes first into their crop, which softens it ; and then passes into the gizzard, which by constant friction macerates it ; and this is facilitated by small stones, which are generally found there, and which help to digest the food.

If a sitting hen is troubled with vermin, let her be well washed with a decoction of white lupins. The pip in fowls is occasioned by drinking dirty water, or taking filthy food. A white thin scale on the tongue is the symptom. Pull the scale off with your nail, and rub the tongue with some salt ; and the complaint will be removed.

It answers well to pay some boy employed in the farm or stable so much a score for the eggs he brings in. It will be his interest then to save them from being purloined, which nobody but one in his situation can prevent ; and sixpence or eightpence a score will be buying eggs cheap.

TO FATTEN FOWLS OR CHICKENS IN FOUR OR FIVE DAYS.

Set rice over the fire with skimmed milk, only as much as will serve one day. Let it boil till the rice is quite swelled out ; you may add a tea spoonful or two of sugar, but it will do very well without. Feed them three times a day, in common pans, giving them only as much as will quite fill them at once. When you put fresh, let the pans be set in water, that no sourness may be conveyed to the fowls, as that prevents them from fattening. Give them clean water, or the milk of the rice, to drink ; but the less wet the latter is when perfectly soaked, the better. By this method the flesh will have a clear whiteness which no other food gives ; and when it is considered how far a pound of rice will go, and how much time is saved by this mode, it will be found to be as cheap as barley-meal, or more so. The pen should be daily cleaned, and no food given for sixteen hours before poultry be killed.

TO CHOOSE EGGS AT MARKET, AND PRESERVE THEM.

Put the large end of the egg to your tongue ; if it feels warm, it is new. In new-laid eggs, there is a small division of the skin from the shell, which is filled with air, and is perceptible to the eye at the end. On looking through them against the sun or a candle, if fresh, eggs will be pretty clear. If they shake, they are not fresh.

Eggs may be bought cheapest when the hens first begin to lay in the spring, before they sit ; in

ent and at Easter they become dear. They may be preserved fresh by dipping them in boiling water and instantly taking them out, or by oiling the shell; either of which ways is to prevent the air passing through it; or kept on shelves with small holes to receive one in each, and be turned every other day; or close packed in a keg, and covered with strong lime-water.

FEATHERS.

In towns, poultry being usually sold ready-picked, the feathers, which may occasionally come in small quantities, are neglected; but orders should be given to put them into a tub free from damp, and as they dry to change them into paper bags, a few in each; they should hang in a dry kitchen to season; fresh ones must not be added to those in part dried, or they will occasion a musty smell, but they should go through the same process. In a few months they will be fit to add to beds, or to make pillows, without the usual mode of drying them in a cool oven, which may be pursued if they are wanted before five or six months.

DUCKS

Generally begin to lay in the month of February. Their eggs should be daily taken away except one, till they seem inclined to sit: then leave them, and see that there are enough. They require no attention while sitting, except to give them food at the time they come out to seek it; and there should be water placed at a moderate distance from them, that

their eggs may not be spoiled by their long absence in seeking it. Twelve or thirteen eggs are enough; in an early season it is best to set them under a hen; and then they can be kept from water till they have a little strength to bear it, which in very cold weather they cannot do so well. They should be put under cover, especially in a wet season; for though water is the natural element of ducks, yet they are apt to be killed by the cramp before they are covered with feathers to defend them.

Ducks should be accustomed to feed and rest at one place, which would prevent their straggling too far to lay. Places near the water to lay in are advantageous; and these might be small wooden houses, with a partition in the middle, and a door at each end. They eat any thing: and when to be fattened, must have plenty, however coarse, and in three weeks they will be fat.

GEESE

Require little expense, as they chiefly support themselves on commons or in lanes, where they can get water. The largest are esteemed best, as also are the white and gray. The pied and dark-coloured are not so good. Thirty days are generally the time the goose sits, but in warm weather she will sometimes hatch sooner. Give them plenty of food such as scalded bran and light oats; and as soon as the goslings are hatched, keep them housed for eight or ten days, and feed them with barley-meal, bran, curds, &c. For green-geese, begin to fatten them at six or seven weeks old, and feed them as

bove. Stubble-geese require no fattening if they have the run of good fields.

TURKEYS

are very tender when young. As soon as hatched, put three peppercorns down their throat. Great care is necessary to their well-being, because the hen is so careless that she will walk about with one chick, and leave the remainder, or even tread upon and kill them. Turkeys are violent eaters: and must therefore be left to take charge of themselves in general, except one good feed a day. The hen sits twenty-five or thirty days; and the young ones must be kept warm, as the least cold or damp kills them. They must be fed often: and at a distance from the hen, who will eat every thing from them. They should have curds, green-cheese parings cut small, and bread and milk with chopped wormwood in it; and their drink milk and water, but not left to be sour. All young fowls are a prey for vermin, therefore they should be kept a safe place, where none can come: weasels, stoats, ferrets, &c. creep in at very small crevices.

Let the hen be under a coop, in a warm place exposed to the sun, for the first three or four weeks; and the young should not be suffered to go out in the dew at morning or evening. Twelve eggs are enough to put under a turkey; and when she is about to lay, lock her up till she has laid every morning. They usually begin to lay in March, and sit in April. Feed them near the hen-house: and give them a little meat in the evening, to accustom them to roosting there. Fatten them with sodden-

ed oats or barley for the first fortnight ; and the last fortnight give them as above, and rice swelled with warm milk over the fire, twice a day. The fowl will be beautifully white and fine-flavoured. The common way is to cram them, but they are so inquisitive that it seems unnecessary, if they are not suffered to go far from home, which makes them poor.

PEA FOWL.

Feed them as you do turkeys. They are so sensitive that they are seldom found for some days after hatching : and it is very wrong to pursue them, as many ignorant people do, in the idea of bringing them home ; for it only causes the hen to carry the young ones through dangerous places, and by hurrying she treads upon them. The cock kills the young chickens he can get at, by one blow in the centre of the head with his bill ; and he does the same by his own brood before the feathers on the crown come out. Nature therefore impels the hen to keep them out of his way till the feathers rise.

GUINEA HENS.

Lay a great number of eggs ; and if you can discover the nest, it is best to put them under common hens, which are better nurses. They require great warmth, quiet and careful feeding, with rice swelled with milk, or bread soaked in it. Put two pepper-corns down their throat when first hatched.

PIGEONS

Bring two young ones at a time; and breed every month, if well looked after and plentifully fed. They should be kept very clean, and the bottom of the dove-cote be strewed with sand once a month at least. Tares and white peas are their proper food. They should have plenty of fresh water in their house. Starlings and other birds are apt to come among them, and suck the eggs. Vermin are likewise their great enemies, and destroy them. If the breed be too small, put a few tame pigeons of the common kind, and of their own colour among them. Observe not to have too large a proportion of cock-birds; for they are quarrelsome, and will soon thin the dove-cote.

Pigeons are fond of salt, and it keeps them in health. Lay a large heap of clay near the house, and let the salt-brine that may be done with in the family be poured upon it.

Bay-salt and cummin-seeds mixed are a universal remedy for the diseases of pigeons. The backs and breasts are sometimes scabby; in which case, take a quarter of a pound of bay-salt, and as much common salt; a pound of fennel-seed, a pound of dill-seed, as much cummin-seed, and an ounce of massafœtida; mix all with a little wheaten flour, and some fine worked clay: when all are well beaten together, put it into two earthen pots, and bake them in the oven. When cold, put them on the table in the dove-cote; the pigeons will eat it, and thus be cured.

OBSERVATIONS ON DISTILLING.

If your still be limbec, when you set it on fill the top with cold water, and close the bottom of your still well with it, and take great care that your fire is not too hot to make it boil over, for that will weaken the strength of your water; you must change the water on the top of your still often, and never let it be scalding hot, and your still will drop gradually off; if you use a hot still, when you pump on the top dip a cloth in white lead and oil, and lay it well over the top: it requires a little fire under it, but you must take care that you keep it very clear; when your cloth is dry, dip it in cold water and lay it on again; and if your still be hot, wet another cloth and lay it round the top, and keep it of a moderate heat, so that your water is cold when it comes off the still. If you use a worm still, keep your water in the tub full to the top, and change the water often, to prevent it from growing hot; observe to let all simple waters stand two or three days before you work it, to take off the fiery taste of the still.

TO DISTIL PEPPERMINT WATER.

Get your peppermint when it is full grown, and before it seeds; cut it in short lengths; fill your still with it, and put it about half full of water; then make a good fire under it, and when it is nearly boiling, and the still begins to drop, if your fire be

too hot, draw a little out of it as you see it requires, to keep it from boiling over, or your water will be muddy; the slower your still drops, the water will be clearer and stronger, but do not spend it too far; the next day bottle it, and let it stand three or four days, to take off the fire of the still; then cork it well, and it will keep a long time.

TO DISTIL ELDER FLOWERS.

Get your elder flowers when they are in full bloom, shake the blossoms off, and to every peck of flowers put one quart of water; then put them in it all night; then put them in a cold still, and take care that the water comes cold off the still, and it will be very clear, and draw it no longer than the liquor is good; then put it into bottles, and cork it in two or three days, and it will keep a year.

TO DISTIL ROSE WATER.

Gather your red roses when they are dry and full blown; pick off the leaves, and to every peck put one quart of water; then put them into a cold still, and make a slow fire under it; the slower you distil it, the better it is; then bottle it, and cork it in two or three days time, and keep it for use.

N. B.—You distil bean flowers in the same way.

TO DISTIL PENNYROYAL WATER.

Get your penny-royal when it is full grown, and before it is in blossom, then fill your cold still with it, and put it half full of water; make a moderate

fire under it, and distil it off cold ; then put it into bottles, and cork it in two or three days time, and keep it fit for use.

TO DISTIL LAVENDER WATER.

To every twelve pounds of lavender-neps add one quart of water ; put them into a cold still, and make a slow fire under it, and distil it off very slow, and put it into a pot till you have distilled it off as slow as before ; then put it into bottles, and cork it well.

TO DISTIL SPIRITS OF WINE.

Take the bottoms of strong beer, and any kind of wines ; put them into a hot still about three parts full ; then make a very slow fire under it, and if you do not take great care to keep it moderate, it will boil over, for the body is so strong that it will not rise to the top of the still ; the slower you distil it, the stronger your spirit will be ; put it into an earthen pot until you have done distilling, then clean your still well out, and put the spirit into it, and distil it slow as before, and make it as strong as to burn in your lamp ; then bottle it and cork it well, and keep it for use.

DIRECTIONS FOR MAKING BLANC MANGE.

Put one ounce and a half of isinglass into a stew-pan to boil, with about half a pint of water, put it to the side of the stove so as to barely simmer ; when dissolved, strain it into another stew-pan, that has a pint of good cream, a pint of good milk, the

peel of a lemon, and a little cinnamon and sugar in it; blanch three ounces of sweet almonds, and half an ounce of bitter; then put them in the mortar, and pound them very fine, put a spoonful of water to them several times while pounding, as it keeps them white; when sufficiently fine to go through the tammy, put them to the milk and cream: put the stew-pan on the fire to boil for about fifteen minutes, then rub it through the tammy; be sure and get all the almonds through; when half cold, put in about a gill of ratafia, if convenient, otherwise a glass of brandy: when it begins to get thick put it in the mould.

PRESERVES, &c.

OBSERVATIONS ON PRESERVES.

Preserves should be kept carefully from the air, and in a very dry place. Unless they have a very small proportion of sugar, a warm one does not hurt: but when not properly boiled (that is long enough, but not quick), heat makes them ferment; and damp causes them to grow mouldy. They should be looked at two or three times in the first two months, that they may be gently boiled again, if not likely to keep.

It is necessary to observe, that the boiling of sugar more or less constitutes the chief art of the confectioner; and those who are not practised in this knowledge, and only preserve in a plain way for family use, are not aware that in two or three mi-

minutes a syrup over the fire will pass from one gradation to another, called by the confectioners degrees of boiling, of which there are six, and those subdivided. But I am not versed in the minutiae, and only make the observation to guard against under-boiling, which prevents preserves from keeping: and quick boiling and long, which brings them to candy.

Attention, without much practice, will enable a person to do any of the following sorts of preserves, &c. and they are as much as is wanted in a private family: the higher articles of preserved fruits may be bought at less expense than made.

Jellies of fruit made with equal quantity of sugar, that is, a pound to a pint, require no very long boiling.

A pan should be kept for the purpose of preserving: of double block tin, with a bow handle opposite the straight one for safety, will do very well: and if put by, nicely cleaned, in a dry place, when done with, will last for several years. Those of copper or brass are improper, as the tinning wears out by the scraping of the sweetmeat-ladle. There is a new sort of iron with a strong tinning, which promises to wear long. Sieves and spoons should be kept likewise for sweet things.

Preserves keep best in drawers that are not connected with a wall. If there be the least damp, cover them only with paper dipped in brandy, laid quite close; putting a little fresh over in spring, to prevent insect mould.

Dried sweetmeats, cakes, &c. should be kept in tin boxes, between layers of white paper, in a very dry, but not hot room.

When any sweetmeats are directed to be dried in the sun or in a stove, it will be best in private families, where there is not a regular stove for the purpose, to put them in the sun on flag-stones, which will reflect the heat, and place a garden glass over them to keep the insects off; or if put into an oven, take care not to let it be too warm, and watch that they do properly and slowly.

All fruits for preserving, should be gathered in dry weather; but as this is not always practicable, much inconvenience may be obviated by boiling the fruit for jellies and jams long before the sugar is added. By so doing, the watery particles will evaporate; and the preserve will be better flavoured, by the sugar not being too long on the fire.

TO CLARIFY SUGAR FOR SWEETMEATS.

Break as much as is required in large lumps, and put a pound to half a pint of water, in a bowl, and it will dissolve better than when broken small. Set it over the fire, and the well-whipt white of an egg; let it boil up, and when ready to run over, pour a little cold water in to give it a check; but when it rises a second time, take it off the fire, and set it by in the pan for a quarter of an hour, during which the foulness will sink to the bottom, and leave a black scum on the top, which take off gently with a skimmer, and pour the syrup into a vessel very quickly from the sediment,

TO CANDY ANY SOFT FRUIT.

When finished in the syrup, put a layer into a new sieve, and dip it suddenly into hot water, to take off the syrup that hangs about it; put it on a napkin before the fire to drain, and then do some more in the sieve. Have ready sifted double-refined sugar, which sift over the fruit on all sides till quite white. Set it on the shallow end of sieves in a lightly warm oven, and turn it two or three times. It must not be cool till dry. Watch it carefully, and it will be beautiful.

TO KEEP CURRANTS.

The bottles being perfectly clean and dry, let the currants be cut from the large stalks with the smallest bit of stalk to each, that the fruit not being wounded, no moisture may be among them. It is necessary to gather them when the weather is quite dry; and if the servant can be depended upon, it is best to cut them under the trees, and let them drop gently into the bottles.

Stop up the bottles with cork and rosin, and put them into the trench in the garden with the neck downwards: sticks should be placed opposite to where each sort of fruit begins.

Cherries and damsons keep in the same way.

Currants may be scalded, as directed for gooseberries, the first method.

TO KEEP CODLINS FOR SEVERAL MONTHS.

Gather codlins at Midsummer of a middling size, put them into an earthen pan, pour boiling water over them, and cover the pan with cabbage-leaves. Keep them by the fire till they would peel, but do not peel them; then pour the water off till both are quite cold. Place the codlins then in a stone jar with a smallish mouth, and pour on them the water that scalded them. Cover the pot with bladder wetted, and tied very close, and then over it coarse paper tied again.

It is best to keep them in small jars, such as will be used at once when opened.

TO KEEP GOOSEBERRIES.

Before they become too large, let them be gathered, and take care not to cut them in taking off the stalks and buds. Fill wide mouthed bottles; put the corks loosely in, and set the bottle up to the neck in water in a boiler. When the fruit looks scalded, take them out; and when perfectly cold, cork close, and rosin the top. Dig a trench in a part of the garden least used, sufficiently deep for all the bottles to stand, and let the earth be thrown over, to cover them a foot and a half. When a frost comes on, a little fresh litter from the stable will prevent the ground from hardening so that the fruit cannot be dug up. Or, scald as above; when cold, fill the bottles with cold water, cork them, and keep them in a damp or dry place; they will be spoiled.

ANOTHER WAY.

In the size and preparation as above; when done, have boiling water ready, either in a boiler or larger kettle: and put into it as much roach-alum as will, when dissolved, harden the water, which you will taste by a little roughness: if there be too much, it will spoil the fruit. Put as many gooseberries into a large sieve as will lie at the bottom without covering one another. Hold the sieve in the water till the fruit begins to look scalded on the outside; then turn them gently out of the sieve on a cloth on the dresser, cover them with another cloth, and put some more to be scalded, and so on till all be finished. Observe not to put one quantity on another, or they will become too soft. The next day pick out any bad or broken ones, bottle the rest, and fill up the bottles with the alum-water in which they were scalded, which must be kept in the bottle; for if left in the kettle, or in a glazed pan, it will spoil. Stop them close.

The water must boil all the time the process is carrying on. Gooseberries done this way make as fine tarts or fresh off the trees.

ANOTHER WAY.

In dry weather pick the gooseberries that are full grown, but not ripe; top and tail them, and put into open-mouthed bottles; gently cork them with new velvet corks; put them in the oven when the bread is drawn, and let them stand till shrunk a quarter part; take them out of the oven, and imme-

diately beat the corks in tight, cut off the tops, and rosin down close; set them in a dry place; and if well secured from air, they will keep the year round.

If gathered in the damp, or the gooseberries' skins are the least cut in taking off the stalks and buds, they will mould. The hairy sort only must be used for keeping, and do them before the seeds become large.

Currants and damsons may be done the same way.

TO KEEP DAMSONS FOR WINTER PIES.

Put them in small stone jars, or wide-mouthed bottles; set them up to their necks in a boiler of cold water, and lighting a fire under, scald them. Next day, when perfectly cold, fill up with spring water: cover them.

ANOTHER WAY.

Boil one-third as much sugar as fruit with it, over a slow fire, till the juice adheres to the fruit and forms a jam. Keep it in small jars in a dry place. If too sweet, mix with it some of the fruit that is done without sugar.

ANOTHER WAY.

Choose steen-pots, if you can get them, which are of equal size top and bottom (they should hold eight or nine pounds), put the fruit in, about a quarter up, then strew in a quarter of the sugar;

then another quantity of fruit, and so till all of both are in. The proportion of sugar is to be three pounds to nine pounds of fruit. Set the jars in the oven, and bake the fruit quite through. When cold, put a piece of clean-scraped stick into the middle of the jar, and let the upper part stand above the top; then pour melted mutton-suet over the top, full half an inch thick, having previously covered the fruit with white paper. Keep the jars in a cool dry place, and use the suet as a cover; which you will draw up by the stick, minding to leave a little forked branch to it to prevent its slipping out.

TO KEEP GRAPES AS IN SWITZERLAND.

Fasten pack-thread lines near the ceiling of a cool but not damp room. Pick the grapes before they are dead ripe; cut out every one that is decayed, but do not let their juice touch those that remain: seal the extremity of the stalk to keep it from drying, and hang the bunches on the pack-thread.

Pears may be kept in the same way.

GRAPES IN BRANDY.

Take some close bunches, black or white, not over-ripe, and lay them in a jar. Put a good quantity of pounded white sugar candy upon them, and fill up the jar with brandy. Tie them close down with bladder, and keep in a dry place. Each grape should be picked thrice.

They make a beautiful middle dish in a winter dessert.

TO PRESERVE FRUIT FOR TARTS, OR FAMILY-
DESSERTS.

Cherries, plums of all sorts, and American apples, gather when ripe, and lay them in small jars that will hold a pound: strew over each jar six ounces of good loaf-sugar pounded; cover with two bladders each, separately tied down; then set the jars in a large stewpan of water up to the neck, and let it boil three hours gently. Keep these and all other sorts of fruit free from damp.

A BEAUTIFUL PRESERVE OF APRICOTS.

When ripe, choose the finest apricots; pare them as thin as possible, and weigh them. Lay them in halves on dishes, with the hollow part upwards. Have ready an equal weight of good loaf-sugar finely pounded, and strew it over them; in the meantime break the stones, and blanch the kernels. When the fruit has lain twelve hours, put it, with the sugar and juice, and also the kernels, into a preserving-pan. Let it simmer very gently till clear; then take out the pieces of apricots singly as they become so; put them into small pots, and pour the syrup and kernels over them. The scum must be taken off as it rises. Cover with brandy-paper.

TO PRESERVE APRICOTS IN JELLY.

Pare the fruit very thin, and stone it; weigh an equal quantity of sugar in fine powder, and strewe over it. Next day boil very gently till they are clear, move them into a bowl, and pour the liquor over. The following day pour the liquor to a quart of codlin-liquor, made by boiling and straining, and a pound of fine sugar: let it boil quickly till it will jelly; put the fruit into it, and give one boil, skim well, and put into small pots.

TO PRESERVE GREEN APRICOTS.

Lay vine or apricot leaves at the bottom of your pan, and then fruit, and so alternately till full, the upper layer being thick with leaves; then fill with spring water, and cover down, that no steam may come out. Set the pan at a distance from the fire, that in four or five hours they may be only soft, but not cracked. Make a thin syrup of some of the water, and drain the fruit. When both are cold, put the fruit into the pan, and the syrup to it: put the pan at a proper distance from the fire till the apricots green, but on no account boil or crack; remove them very carefully into a pan with the syrup for two or three days; then pour off as much of it as will be necessary, and boil with more sugar to make a rich syrup, and put a little sliced ginger into it. When cold, and the thin syrup has all been drained from the fruit, pour the thick over it. The former will serve to sweeten pies.

APRICOTS OR PEACHES IN BRANDY:

Wipe, weigh, and pick the fruit, and have ready a quarter of the weight of fine sugar in fine powder. Put the fruit into an ice-pot that shuts very close; throw the sugar over it, and then cover the fruit with brandy. Between the top and cover of the pot, put a piece of double cap paper. Set the pot into a saucepan of water till the brandy be as hot as you can possibly bear to put your finger in, but it must not boil. Put the fruit into a jar, and pour the brandy on it. When cold, put a bladder over, and tie it down tight.

TO DRY APRICOTS IN HALF.

Pare thin and halve four pounds of apricots, weighing them after; put them in a dish; strew among them three pounds of sugar in the finest powder. When it melts, set the fruit over a stove to do very gently; as each piece becomes tender, take it out, and put it into a China bowl. When all are done, and the boiling heat a little abated, pour the syrup over them. In a day or two remove the syrup, leaving only a little in each half. In a day or two more turn them, and so continue daily till quite dry, in the sun or a warm place. Keep in boxes with layers of paper.

APRICOT JAM.

Divide fine apricots that have become yellow, but are not over-ripe; lay the hollow parts uppermost

on China dishes, and strew over twelve ounces of sifted sugar to every pound of fruit. Let it lie until it becomes moist; then boil it twenty minutes, stirring it well. Blanch the kernels, and boil with the jam.

TO PRESERVE ORANGES OR LEMONS IN JELLY.

Cut a hole in the stalk part, the size of a shilling, and with a blunt small knife scrape out the pulp quite clear, without cutting the rind. Tie each separately in muslin, and lay them in spring-water two days, changing twice a day: in the last boil them tender on a slow fire. Observe that there is enough at first to allow for wasting, as they must be covered to the last. To every pound of fruit, weigh two pounds of double-refined sugar, and one pint of water; boil the two latter together with the juice of the orange to a syrup, and clarify it, skim well, and let it stand to be cold; then boil the fruit in the syrup for half an hour: if not clear, do this daily till they are done.

Pare and core some green pippins, and boil in water till it tastes strong of them; do not break them, only gently press them with the back of a spoon; strain the water through a jelly bag till quite clear; then to every pint put a pound of double refined sugar, the peel and juice of a lemon, and boil it to a strong syrup. Drain off the syrup from the fruit, and turning each orange with the hole upwards in the jar, pour the apple jelly over it. The bits cut out must go through the same process with the fruit. Cover with brandy-paper.

TO KEEP ORANGES OR LEMONS FOR PUDDINGS.

When you squeeze the fruit, throw the outside in water, without the pulp; let them remain in the same a fortnight, adding no more; boil them therein till tender, strain it from them, and when they are tolerably dry, throw them into any jar of candy you may have remaining from old sweetmeats; or if you have none, boil a small quantity of syrup of common loaf sugar and water, and put over them; in a week or ten days boil them gently in it till they look clear and that they may be covered with it in the jar. You may cut each half of the fruit in two, and they will occupy small space.

TO PRESERVE CITRONS.

Throw them into water over night; boil until so tender that you can run a straw through them. Cut them in half; remove the pulp, but do not touch the rind; lay them in a China bowl for two or three days covered with double refined sugar (a pound to each citron of a moderate size). Boil the sugar, fruit, and two or three spoonsful of water together for a quarter of an hour. Two days after, pour the syrup off, and boil it with one pound of sugar; skim and pour it out boiling hot upon the citrons. If the syrup be not rich enough, the boiling must be repeated. Soak twelve races of white ginger in water three days, scrape them well, and boil them in a little thin syrup. When the preserving syrup is boiled the last time, add the ginger to the fruit. When cold, cover with paper and bladder.

TO PRESERVE STRAWBERRIES WHOLE.

Take equal weights of the fruit and double-refined sugar; lay the former in a large dish, and sprinkle half the sugar in fine powder, over; give a gentle shake to the dish, that the sugar may touch the under side of the fruit. Next day make a thin syrup with the remainder of the sugar, and, instead of water, allow one pint of red currant juice to every pound of strawberries; in this simmer them untill sufficiently jellied. Choose the largest scarlets, or others, when not dead ripe. In either of the above ways, they eat well served in thin cream, in glasses.

TO PRESERVE STRAWBERRIES IN WINE.

Put a quantity of the finest large strawberries into a gooseberry-bottle, and strew in three large spoonful of fine sugar; fill up with Madeira wine, or fine sherry.

TO DRY CHERRIES WITH SUGAR.

Stone six pounds of Kentish; put them into a preserving pan, with two pounds of loaf sugar pounded and strewed among them; simmer till they begin to shrivel; then strain them from the juice: lay them on a hot hearth, or in an oven, when either is cool enough to dry without baking them.

The same syrup will do another six pounds of fruit.

TO DRY CHERRIES WITHOUT SUGAR.

Stone, and set them over the fire in the preserving pan; let them simmer in their own liquor, and shake them in the pan. Put them by in China common dishes; next day give them another scald, and put them, when cold, on sieves, to dry, in an oven of a temperate heat as above. Twice heating an hour each time, will do them.

Put them in a box, with a paper between each layer.

TO DRY CHERRIES THE BEST WAY.

To every five pounds of cherries stoned, weigh one of sugar double refined. Put the fruit into the preserving pan with very little water, make both scalding hot: take the fruit immediately out and dry them; put them into the pan again, strewing the sugar between each layer of cherries; let it stand to melt; then set the pan on the fire, and make it scalding hot as before; take it off, and repeat this thrice with the sugar. Drain them from the syrup; and lay them singly to dry on dishes, in the sun or on a stove. When dry, put them into a sieve, dip it into a pan of cold water, and draw it instantly out again, and pour them on a fine soft cloth; dry them, and set them once more in the hot sun, or on a stove. Keep them in a box with layers of white paper, in a dry place. This way is the best to give plumpness to the fruit, as well as colour and flavour.

CHERRIES IN BRANDY.

Weigh the finest morellas, having cut off half the stalk; prick them with a new needle, and drop them into a jar or wide mouth bottle. Pound three quarters of the weight of sugar or white candy; strew over; fill up with brandy, and tie a bladder over.

ROLLED CHERRIES, WHICH TASTE AS IF DONE IN BRANDY.

To every three pounds of morella cherries put one pound of double-refined sugar, sifted in layers, in a large stone jar, or small keg. Stop it perfectly close; and roll the jar to and fro for a short time every day, for six weeks. Keep them in a cool place.

CHERRY JAM.

To twelve pounds of Kentish or duke cherries, when ripe, weigh one pound of sugar; break the stones of part, and blanch them; then put them to the fruit and sugar, and boil all gently till the jam comes clear from the pan. Pour it into China plates to come up to dry the table. Keep in boxes with white paper between.

CURRANT JAM, BLACK, RED, OR WHITE.

Let the fruit be very ripe, pick it clean from the stalks, bruise it, and to every pound put three quar-

ers of a pound of loaf sugar; stir it well, and boil half an hour.

CURRENT JELLY, RED OR BLACK.

Strip the fruit, and in a stone jar stew them in a saucepan of water, or by boiling it on the hot hearth, strain off the liquor, and to every pint weigh a pound of loaf sugar; put the latter in large lumps into it, in a stone or China vessel, till nearly dissolved; then put it in a preserving pan; simmer and skim as necessary. When it will jelly on a plate, put in small jars or glasses.

CURRENT JELLY AND JAM, AS MADE IN SCOTLAND.

Strip what quantity of fruit you please: pound an equal quantity of lump sugar, and set both over the fire. When done, pour the whole into a new sieve, and let the liquor run through without pressing. Then boil that and the currants separately for fifteen minutes, skimming and stirring it well.

APPLE MARMALADE.

Scald apples till they will pulp from the core: then take an equal weight of sugar in large lumps, must dip them in water, and boiling it till it can be well skimmed, and is a thick syrup, put to it the pulp, and simmer it on a quick fire a quarter of an hour. Grate a little lemon peel before boiled, but if too much it will be bitter.

APPLE JELLY FOR PRESERVING FRUITS.

Let the apples be pared, quartered, and cored ; put them into a stew-pan with as much water as will cover them ; boil as fast as possible ; when the fruit is all in a mash, add a quart of water ; boil half an hour more, and run through a jelly-bag.

If in summer, codlins are best ; in September, golden rennets, or winter-pippins.

RED APPLES IN JELLY.

Pare and core some well-shaped apples ; pippins or golden rennets, if you have them, but others will do ; throw them into water as you do them ; put them in a preserving-pan, and with as little water as will only half cover them ; let them coddle, and when the lower side is done, turn them. Observe that they do not lie too close when first put in. Mix some pounded cochineal with the water, and boil with the fruit. When sufficiently done, take them out on the dish they are to be served in, the stalk downwards. Take the water, and make a rich jelly of it with loaf-sugar, boiling the thin rind and juice of a lemon. When come to a jelly, let it grow cold, and put it on and among the apples ; cut the peel of the lemon in narrow strips, and put across the eye of the apple.

Observe that the colour be fine from the first, or the fruit will not afterwards gain it ; and use as little of the cochineal as will serve, lest the syrup taste bitter.

DRIED APPLES.

Put them in a cool oven six or seven times, and flatten them by degrees, and gently, when soft enough to bear it. If the oven be too hot, they will waste; and at first it should be very cool.

The biffin, the minshul crab, or any tart apples, are the sorts for drying.

TO PRESERVE SIBERIAN CRAB APPLES.

Boil a pint of water and a pound and a half of refined sugar to a fine clear syrup; skim it, and let it become cold. Pare the crabs; and to this quantity of syrup put a pound of fruit, and simmer slowly till tender. Carefully remove each apple separately, and pour the syrup over when a little cooled, and add an orange and lemon-peel boiled tender.

TO PRESERVE JARGANEL PEARS MOST BEAUTIFULLY.

Pare them very thin, and simmer in a thin syrup; let them lie a day or two. Make the syrup richer, and simmer again; and repeat this till they are clear; then drain, and dry them in the sun or a cool oven a very little time. They may be kept in syrup, and dried as wanted, which makes them more moist and rich.

GOOSEBERRY JAM FOR TARTS.

Put twelve pounds of the red hairy gooseberries; when ripe and gathered in dry weather, into a pre-

serving-pan, with a pint of currant-juice, drawn as for jelly; let them boil pretty quick, and beat them with the spoon; when they begin to break, put to them six pounds of pure white Lisbon sugar, and simmer slowly to a jam. It requires long boiling, or will not keep; but is an excellent and not expensive thing for tarts or puffs. Look at it in two or three days, and if the syrup and fruit separate, the whole must be boiled longer. Be careful it does not burn to the bottom.

ANOTHER.

Gather your gooseberries (the clear white or green sort) when ripe; top and tail, and weigh them; a pound to three quarters of a pound of fine sugar, and half a pint of water; boil and skim the sugar and water; then put the fruit, and boil gently till clear: then break, and put into small pots.

WHITE GOOSEBERRY JAM.

Gather the finest white gooseberries, or green if you choose, when just ripe; top and tail them. To each pound put three quarters of a pound of fine sugar, and half a pint of water. Boil and clarify the sugar in the water; then add the fruit; simmer gently till clear, then break it, and then in a few minutes put the jam into small pots.

GOOSEBERRY HOPS.

Of the largest green walnut kind, take and cut the bud end in four quarters, leaving the stalk end whole; pick out the seeds, and with a strong needle and thread fasten five or six together, by running the thread through the bottoms, till they are of the size of a hop. Lay vine-leaves at the bottom of a tin preserving-pan, cover them with the hops, then a layer of leaves, and so on; lay a good many on the top, then fill the pan with water. Stop it so close down that no steam can get out, set it by a slow fire till scalding hot, then take it off till cold, and so do till, on opening while cold, the gooseberries are of a good green. Then drain them on sieves, and make a thin syrup of a pound of sugar to a pint of water; boil, and skim it well; when half cold, put in the fruit; next day give it one boil; do this thrice. If the hops are to be dried, which way they eat best, and look well, they may be set to dry in a week: but if to be kept wet, make a syrup in the above proportions, adding a slice of ginger in boiling: when skimmed and clear, give the gooseberries one boil, and when cold pour it over them. If the first syrup be found too sour, a little sugar may be added and boiled in it, before the hops that are for drying have their last boil.

The extra syrup will serve for pies, or go towards other sweetmeats.

RASPBERRY JAM.

Weigh equal quantities of fruit and sugar; put the former into a preserving-pan, boil and break it, stir constantly, and let it boil very quickly. When most of the juice is wasted, add the sugar, and simmer half an hour.

This way the jam is greatly superior in flavour and colour to that which is made by putting the sugar in at first.

ANOTHER WAY.

Put the fruit in a jar in a kettle of water, or over a hot hearth, till the juice will run from it; then take away a quarter of a pint from every pound of fruit; boil and bruise it half an hour, then put in the weight of the fruit in sugar, and adding the same quantity of currant juice, boil it to a strong jelly.

The raspberry-juice will serve to put into brandy, or may be boiled with its weight in sugar for making the jelly for raspberry-ice or cream.

TO PRESERVE CUCUMBERS.

Choose the greenest and most perfect green turk cucumbers, and cut them in pieces, and some small ones of the same sort to preserve whole. Put them in brine in a jar, with a cabbage leaf or two over them. Then simmer them over the fire in water with a little salt in it. Take out the seeds, and put them into cold water two or three days to

soak out the salt. Make a syrup of a pound of refined sugar and half a pint of spring-water; boil and skim it; then put in the thin rind of a lemon, and an ounce of white ginger, from which the outside has been scraped. When the syrup is tolerably thick, take it off; let it grow cold, and put the cucumbers, nicely wiped, into it. Boil them up; and repeat the boiling every three days for about a fortnight.

TO PRESERVE GREEN GAGES.

Choose the largest, when they begin to soften split them without paring, and strew a part of the sugar which you have previously weighed an equal quantity of. Blanch the kernels with a small sharp knife. Next day, pour the syrup from the fruit, and boil it with the other sugar, six or eight minutes, very gently; skim, and add the plums and kernels. Simmer till clear, taking off any scum that rises; put the fruit singly into small pots, and pour the syrup and kernels to it. If you would candy it, do not add the syrup, but observe the directions that will be given for candying fruit; some may be done each way.

DAMSON CHEESE.

Bake or boil the fruit in a stone jar in a saucepan of water, or on a hot hearth. Pour off some of the juice, and to every two pounds of fruit weigh half a pound of sugar. Set the fruit over a fire in the pan, let it boil quickly till it begin to look dry: take out the stones, and add the sugar,

stir it well in, and simmer two hours slowly, then boil it quickly half an hour, till the sides of the pan candy; pour the jam then into potting-pans or dishes about an inch thick, so that it may cut firm. If the skins be disliked, then the juice is not to be taken out; but after the first process, the fruit is to be pulped through a very coarse sieve with the juice, and managed as above. The stones are to be cracked, or some of them and the kernels boiled in the jam. All the juice may be left in, and boiled to evaporate, but do not add the sugar until after it has done so. The above looks well in shapes.

MUSSEL-PLUM CHEESE.

Weigh six pounds of the fruit, bake it in a stone jar, remove the stones, and take out the kernels to be put in. Pour half the juice on two pounds and a half of good Lisbon; when melted and simmered a few minutes, skim it, and add the fruit. Keep it doing very gently till the juice is much evaporated, taking care to stir it constantly, lest it burn. Pour it into small moulds, patty-pans, or saucers. The remaining juice may serve to colour cream, or be added to a pie.

BISCUITS OF FRUIT.

To the pulp of any scalded fruit put an equal weight of sugar sifted, beat it two hours, then put it into little white paper forms, dry in a cool oven, turn the next day, and in two or three days box them.

QUINCE MARMALADE.

Pare and quarter quinces, weigh an equal quantity of sugar; to four pounds of the latter put a quart of water, boil and skim, and have it ready against four pounds of quinces are tolerably tender by the following mode; lay them in a stone jar, with a tea cup of water at the bottom, and pack them with a little sugar, strewed between; cover the jar close, and set it on a stove or cool oven, and let them soften till the colour become red; then pour the fruit-syrup and a quart of quince-juice into a preserving-pan, and boil all together till the marmalade be completed, breaking the lumps of fruit with the preserving-ladle.

This fruit is so hard, that if it be not done as above, it requires a great deal of time.

Stewing quinces in a jar, and then squeezing them through a cheese-cloth, is the best method of obtaining the juice to add as above: dip the cloth in boiling water first and wring it.

TO PRESERVE WHOLE OR HALF QUINCES.

Into two quarts of boiling water put a quantity of the fairest golden pippins, in slices not very thin, and not pared, but wiped clean. Boil them very quick, close covered, till the water becomes a thick jelly: then scald the quinces. To every pint of pippin-jelly put a pound of the finest sugar: boil it, and skim it clear. Put those quinces that are to be done whole into the syrup at once, and let it boil very fast; and those that are to be in

halves by themselves : skim it, and when the fruit is clear, put some of the syrup into a glass to try whether it jellies before taking off the fire. The quantity of quinces is to be a pound to a pound of sugar, and a pound of jelly already boiled with the sugar.

EXCELLENT SWEETMEATS FOR TARTS, WHEN FRUIT
IS PLENTIFUL.

Divide two pounds of apricots when just ripe and take out and break the stones ; put the kernels without their skins to the fruit ; add to it three pounds of greengage plums, and two pounds and a half of lump-sugar ; simmer until the fruit be clear jam. The sugar should be broken in large pieces, and just dipped in water, and added to the fruit over a slow fire. Observe that it does not boil, and skim it well. If the sugar be clarified, it will make the jam better.

Put it into small pots, in which all sweetmeats keep best.

ALMACK.

Put into a pan four dozen split plums, two dozen apples, and two dozen pears, pared thin, and cored. Boil them without water. When well blended together, and the stones taken out, stir in three pounds of sugar, and boil them an hour. Put it into shallow pans or soup-plates, and dry in the sun or a cool oven.

MAGNUM BONUM PLUMS: EXCELLENT AS A SWEET-MEAT OR IN TARTS, THOUGH VERY BAD TO EAT RAW.

Prick them with a needle to prevent bursting, simmer them very gently in a thin syrup, put them in a China bowl, and when cold pour it over. Let them lie three days; then make a syrup of three pounds of sugar to five of fruit, with no more water than hangs to large lumps of the sugar dipped quickly, and instantly brought out. Boil the plums in this fresh syrup, after draining the first from them. Do them very gently till they are clear, and the syrup adheres to them. Put them one by one into small pots, and pour the liquor over. Those you may like to dry, keep a little of the syrup for, longer in the pan, and boil it quickly; then give the fruit one warm more, drain, and put them to dry on plates in a cool oven. These plums are apt to ferment, if not boiled in two syrups; the former will sweeten them, but will have too much acid to keep. You may reserve part of it, and add a little sugar, to do those that are too dry, for they will not require to be so sweet as if kept wet, and will eat very nicely if only boiled as much as those. Do not break them. One parcel may be done after another, and save much sugar.

CANDIED ANGELICA.

While the stalks are tender, cut them in lengths of three or four inches. Cover close, and boil with very little water. Peel them, and boil again till

green ; then dry them with a cloth. Put a pound of sugar to a pound of the stalks in an earthen pan. Let it stand covered two days, and then boil the angelica till clear and green, and put it into a colander to drain. Strew as much pounded sugar over as will adhere to it, and let it dry, but not become hard, in a slack oven.

TO KEEP LEMON-JUICE.

Buy the fruit when cheap, keep it in a cool place two or three days : if too unripe to squeeze readily, cut the peel off some, and roll them under your hand to make them part with the juice more readily ; others you may leave unpared for grateing, when the pulp shall be taken out and dried. Squeeze the juice into a China basin ; then strain it through some muslin which will not permit the least pulp to pass. Have ready half and quarter ounce phials, perfectly dry ; fill them with the juice so near the top as only to admit half a tea-spoonful of sweet oil into each ; or a little more, if for larger bottles. Cork the bottles, and set them upright in a cool place.

When you want lemon-juice, open such a sized bottle as you shall use in two or three days ; wind some clean cotton round a skewer, and dipping it in, the oil will be attracted ; and when all shall be removed, the juice will be as fine as when first bottled.

Hang the peels up to dry ; then keep them from the dust.

CHEESE, ANCHOVY TOASTS, EGGS, &c.

STEWED CHEESE.

Grate two ounces of cheese, put it into a basin, and mix with it a small tea-cup of cream, and an egg beaten and strained. Put into a small saucepan an ounce of butter, or less if the cheese be very fat ; let it melt ; then stir in the other ingredients, and boil until well incorporated. Serve hot, either a little drowned or not.

POTTED CHEESE.

Scrape and pound four ounces of Cheshire cheese with one ounce and a half of fine butter, a tea spoonful of white sugar, a small bit of pounded mace, and a glass of white wine. Press it into a potting-pot.

DES FONDIS.

Boil half a pint of milk, one ounce of butter, and a little bit of salt ; then by degrees mix the liquor with a spoonful of flour, and stir it over the fire five minutes. Take it off, and mix it with half a pound of grated cheese, the yolks of eight eggs and whites of two, well beaten. When perfectly incorporated, add to it half a pint of cream, and the whites of six eggs, beaten to a froth. The batter should be as thick as cream. Make little paper trays, fill them

three parts, and bake them in a very slow oven eighteen minutes.

FONDUE.

Grate four ounces of Parmesan cheese, beat it in a mortar to a paste; then add a piece of butter, and beat it well: stir in the yolks of six eggs and a gill of cream. When the whole is perfectly mixed, add slowly the whites of the above eggs beaten till the moment of mixing, and four ounces of fine sifted sugar. The dish into which it is put should be of silver or block tin; and be very deep, to allow for rising. Stir the mixture a few minutes after it is put into the oven.

ROAST CHEESE, TO COME UP AFTER DINNER.

Grate three ounces of fat Cheshire cheese, mix it with the yolks of two eggs, four ounces of grated bread, and three ounces of butter: beat the whole well in a mortar, with a dessert spoonful of mustard, and a little salt and pepper. Toast some bread, cut it into proper pieces, lay the paste as above thick upon them, put them into a Dutch oven covered with a dish, till hot through, remove the dish, and let the cheese brown a little. Serve as hot as possible.

WELSH RABBIT.

Toast a slice of bread on both sides, and butter it; toast a slice of Gloucester cheese on one side, and lay that next the bread, and toast the other with

a salamander ; rub mustard over, and serve very hot, and covered.

CHEESE TOAST.

Bone and skin six or eight anchovies ; pound them to a mass with an ounce of fine butter until the colour is equal, and then spread it on toast or crusks.

ANOTHER WAY.

Cut thin slices of bread into any form, and fry them in clarified butter. Wash three anchovies, split, pound them in a mortar with some fresh butter, rub them through a hair sieve, and spread on the toast when cold. Then quarter and wash some anchovies, and lay them on the toast. Garnish with parsley or pickles.

TO POACH EGGS.

Set a stew pan of water on the fire ; when boiling slip an egg, previously broken into a cup, into the water ; when the white looks done enough, slide an egg slice under the egg, and lay it on toast and butter, and spinach. As soon as enough are done, serve hot. If not fresh laid, they will not poach well, and without breaking. Trim the ragged parts of the whites, and make them look round.

BUTTERED EGGS.

Beat four or five eggs, yolk and white together, put a quarter of a pound of butter in a basin, and then put that in boiling water; stir it till melted, then pour that butter and the eggs into a saucepan; keep a basin in your hand, just hold the saucepan in the other over a slow part of the fire, shaking it one way, as it begins to warm; pour it into a basin and back, then hold it again over the fire, stirring it constantly in the saucepan, and pouring it into the basin, more perfectly to mix the egg and butter, until they shall be hot without boiling.

Serve on toasted bread, or in a basin, to eat with salt fish, or red herrings.

SCOTCH EGGS.

Boil hard five pullets' eggs, and without removing the white, cover completely with a fine relishing forcemeat, in which, let scraped ham, or chopped anchovy, bear a due proportion. Fry of a beautiful yellow brown, and serve with a good gravy in the dish.

COLD BUTTER

May be served in various forms: Sent up in small pats; rolled in the form of a pine, making the roughness with the handle of a silver spoon; done in crimping rollers, and curled; worked through a colander; or scooped in shell forms with the bowl of a tea spoon. It may be served in the centre or

round grated beef or grated tongue; or with anchovies, and garnished with curled parsley; or with alternate radishes, &c.

TO MAKE ICE CREAM.

To a pound of any preserved fruit add a quart of good cream, squeeze the juice of two lemons into it and some sugar to taste. Let the whole be rubbed through a fine hair sieve, and if raspberry, strawberry, or any red fruit, add a little cochineal to heighten the colour: have the freezing pot nice and clean; put the cream into it and cover it; then put it into the tub with the ice beat small, and some salt; turn the freezing pot quick, and as the cream sticks to the sides, scrape it down with an ice-spoon, and so on till it is frozen. The more the cream is worked to the side with the spoon, the smoother and better flavoured it will be. After it is well frozen, take it out and put it into ice shapes with salt and ice: then carefully wash the shapes for fear of any salt adhering to them; dip them in lukewarm water and send them to table.

BILLS OF FARE, FAMILY DINNERS, &c.

LIST OF VARIOUS ARTICLES IN SEASON IN THE
DIFFERENT MONTHS.

JANUARY.

POULTRY.—Game, Pheasants, Partridges, Hares, Rabbits, Woodcocks, Snipes, Turkeys, Capons, Pullets, Fowls, Chickens, and Tame Pigeons.

FISH.—Carp, Tench, Perch, Lampreys, Eels, Crayfish, Cod, Soles, Flounders, Plaice, Turbot, Thornback, Skate, Sturgeon, Smelts, Whittings, Lobsters, Crabs, Prawns, Oysters.

VEGETABLES.—Cabbage, Savoys, Colewort, Sprouts, Brocoli, Leeks, Onions, Beet, Sorrel, Chervil, Endive, Potatoes, Parsneps, Turnips, Shalots, Lettuces, Cresses, Mustard, Rape, Salsafy, Herbs of all sorts, dry, and some green; Cucumbers, Asparagus, and mushrooms to be had, though not in season.

FRUIT.—Apples, Pears, Nuts, Walnuts, Medlars, and Grapes.

FEBRUARY AND MARCH.

MEAT, Fowls, and Game, as in January, with the addition of ducklings and chickens; which last

are to be bought in London, most, if not all the year, but very dear.

FISH.—As the two last months; except that Cod is not thought so good from February to July, but may be bought.

VEGETABLES.—The same as the former months, with the addition of the kidney beans.

FRUIT.—Apples, Pears, Forced Strawberries.

SECOND QUARTER.—APRIL, MAY, & JUNE.

MEAT.—Beef, Mutton, Veal, Lamb, Venison in June.

POULTRY.—Pullets, Fowls, Chickens, Ducklings, Pigeons, Rabbits, Leverets.

FISH.—Carp, Tench, Soles, Smelts, Eels, Trout, Turbot, Lobsters, Chub, Salmon, Herrings.

VEGETABLES.—As before; and in May, early Potatoes, Peas, Radishes, Kidney-Beans, Carrots, Turnips, Early Cabbages, Cauliflowers, Asparagus, Artichokes, all sorts of Salads forced,

FRUIT.—In June; Strawberries, Cherries, Melons, Green Apricots, Currants and Gooseberries for Tarts.—In July; Cherries, Strawberries, Pears, Melons, Gooseberries, Currants, Apricots, Grapes, Nectarines; and some Peaches. But most of these are forced.

THIRD QUARTER.—JULY, AUGUST, AND SEPTEMBER.

POULTRY.—Pullets, Fowls, Chickens, Rabbits, Pigeons, Green Geese, Leverets, Turkey Poults,

Two former months, Plovers, Wheatears, Geese in September.

FISH.—Cod, Haddock, Flounders, Plaice, Skate, Thornback, Mulletts, Pike, Carp, Eels, Shell-fish; except Oysters, Mackerel the first two months of the quarter, but not good in August.

Partridge-shooting begins the 1st of September; what is therefore used before is poached.

VEGETABLES.—Of all sorts, Beans, Peas, French Beans, &c. &c.

FRUIT.—In July; Strawberries, Gooseberries, Pine-Apples, Plums, various, Cherries, Apricots, Raspberries, Melons, Currants, Damsons.

In August and September, Peaches, Plums, Figs, Filberts, Mulberries, Cherries, Apples, Pears, Nectarines, Grapes: Latter months, Pines, Melons, Strawberries, Medlars and Quinces in the month, Morella Cherries, Damsons; and various Plums.

OCTOBER.

Meat as before, and Doe-Venison.

POULTRY AND GAME.—Domestic Fowls as in former quarter, Pheasants, from the 1st of October, Partridges, Larks, Hares, Dotterels. The end of the month, Wild-ducks, Teal, Snipes, Wild-geon, Grouse.

FISH.—Dories, Smelts, Pike, Perch, Holibuts, Brills, Carp, Salmon-trout, Barbels, Gudgeons, Tench, Shell-fish.

VEGETABLES.—As in January, French Beans, last crops of Beans, &c.

FRUIT.—Peaches, Pears, Figs, Bullace, Grapes,

Apples, Medlars, Damsons, Filberts, Walnuts, Nuts, Quinces, Services, Medlars.

NOVEMBER.

MEAT.—Beef, Mutton, Veal, Pork, House Lamb, Doe Venison, Poultry and Game as the last month.

FISH as the last month.

VEGETABLES.—Carrots, Turnips, Parsneps, Potatoes, Skirrets, Scorzonera, Onions, Leeks, Shalots, Cabbage, Savoy, Colewort, Spinach, Chard-Beets, Chardoons, Cresses, Endive, Celery, Lettuces, Salad, Herbs, Pot-Herbs.

FRUIT.—Pears, Apples, Nuts, Walnuts, Bullace, Chesnuts, Medlars, Grapes.

DECEMBER.

MEAT.—Beef, Mutton, Veal, House-Lamb, Pork, and Venison.

POULTRY AND GAME.—Geese, Turkeys, Pullets, Pigeons, Capons, Fowls, Chickens, Rabbits, Hares, Snipes, Woodcocks, Larks, Pheasants, Partridges, Sea-fowls, Guinea-fowls, Wild ducks, Teal, Widgeon, Dotterels, Dun-birds, Grouse.

FISH.—Cod, Turbots, Holibuts, Soles, Gurnets, Sturgeon, Carp, Gudgeons, Codlings, Eels, Dorries, Shell-fish.

VEGETABLES.—As in the last month. Asparagus forced, &c.

FRUIT as the last, except Bullace,

FAMILY DINNERS.

FIVE DISHES.

Knuckle of Veal stewed with Rice.

Apple Sauce	Bread and Butter Pudding.	Potatoes.
	Loin of Pork roasted.	

Beef Podovies.

(Remove—Curd Pudding.)

Mashed Potatoes grilled.	Mutton Broth.	Carrots and Turnips.
	Neck of Mutton.	

Peas-Soup.

(Remove—boiled Fowl.)

Oyster Sauce.

Potatoes.	Apple-pie. Roasted Beef.	Brocoli.
	Benton Sauce.	

Pig Souce fried in Butter.

(Remove for Yorkshire Pudding.)

Potatoes.	Peas-Soup. Roasted Veal.	Salad.
-----------	-----------------------------	--------

	Hessian Ragout.	
Stewed Beef	Hessian Soup	Potatoes.
and Onions.	of the above.	
	Leg of Lamb roasted.	

	Half Calf's Head grilled.	
	<i>(Remove—Pie or Pudding.)</i>	
Tongue	Carrot Soup	Bacon.
and Brains.		Greens round.
	Saddle of Mutton.	
	<i>(Potatoes and Salad on side table.)</i>	

	Broiled Haddocks stuffed.	
Potatoes.	Light Suet	Carrots
	Dumplings.	and Turnips.
	Round of Beef.	

	Crimped Cod.	
Salad.	Gooseberry	Jerusalem
	Pudding.	Artichokes.
	Leg of Mutton.	

SIX DISHES.

	Spitchcock Eels.	
	<i>(Remove—Chine of Lamb Cresses.)</i>	

Potatoes.	Damson Pudding.	Stewed
		Carrots.
	Cold Beef,	

Scrag of Veal smothered with Onions.

(*Remove—a Fruit Pie.*)

Mashed Potatoes
trimmed with
small slices of
Bacon.

Peas Soup

Broccoli.

Hashed Hare.

Leg of Pork boiled.

Peas Pudding.

Bread Sauce.

Onion Soup.

Turnips
and Potatoes.

Plum-pudding,
baked.

Large Fowl, dressed as Turkey.

Boiled Neck of Mutton.

Young
Greens.

Baked Plum Pudding.

Turnips.

Currie of dressed Meat in Casserole of Rice.

Edgebone of Beef.

Carrots.

Vegetable Soup.

Pulled Turkey or Fowl.

Greens.

Leg broiled.

Boiled Fowls.

(*Remove—Snowballs.*)

Potatoes.

Parties of
dressed Meat. Greens and
mashed Turnips.

Chine of Bacon Pork, boiled,

SEVEN DISHES.

Salmon and fried Smelts.

Macaroni
Pudding.

Stewed Celery.

Potatoes.

Giblet Soup.

Veal Patties.

Roast Beef.

 Minced Veal,
garnished with fried crumbs.
Small meat
Pie.Hot Apple Pie,
in change for Soup.Potatoes
in a Form.

Stewed Onions.

Beans and Bacon.

Saddle of Mutton.

 FOUR AND FIVE.

(FIRST COURSE.)

Soup.

Carrots.

Mashed Turnips.

(SECOND COURSE.)

Fricassee of Sweetbreads.

Mushrooms
stewed.

Lemon Pudding.

Peas.

Green Goose.

 (SECOND COURSE.)

Ragout of Palates.

Orange Fool.

Potted Beef,

Curd Star with whip.

Collared Eel.

Stewed Pears.

Pheasant.

(Bread-sauce on side table.)

(FIRST COURSE.)

Mackerel broiled, with Herbs.

Bacon

Butter.

Greens and
Carrots.

Boiled Chickens.

(SECOND COURSE.)

Beef Cecils.

Sald

Fruit Pie.

Potatoes,
in a shape.

SEVEN AND SEVEN.

(FIRST COURSE.)

Broiled Salmon.

*(Remove—Chine of Pork.)*Stewed
Spinach.Minced
Pies.

Peas Soup.

Oxford
DumplingsPeas
Pudding.

Fillet of Veal.

(Potatoes and mashed Turnips on side table.)

(FIRST COURSE.)

Cod's Head and Shoulders.

(Remove—boiled Turkey.)

Currie of
Rabbit.

Patties.

Giblet Soup.

Cel Pie.

Boiled Neck
of Mutton,
7 Bones.

Small Leg of Pork.

*Four small Dishes of Vegetables may be put round
the Soup, or two served at the side table.*

(SECOND COURSE.)

Fricandeau.

Orange Pudding.

Scraped Beef.

Lemon Creams.

Mackerel Toast.

Tarts.

Teal, or other wild Fowls.

SEVEN AND NINE.

(FIRST COURSE.)

Pepperpot.

Broccoli.

Tongue braised.

Hunter's Pudding.

Hickens
boiled.Celery,
dished in a Pyramid.

Saddle of Mutton.

(Greens and Potatoes on the side table)

(SECOND COURSE.)

Roasted Partridges.

Almond
cheescakes.Potted
Cheese.
Chardoons

Celery in

Raspberry.

White Sauce.	Creams.	stewed...
Collared Beef.		Lemon Puddings
	Hare.	

NINE AND SEVEN.

(FIRST COURSE.)

Chickens.		Cheeks
	Parsley.	of Bacon
	Butter.	Butter.
Cod-sounds		Rabbits
white.	Epergne.	and Onions
	Currant	Gravy.
	Jelly.	
Stewed		Cutlets
Pigeons.		Maintenons

Green Peas Soup.

(*Remove—Haunch of Venison.*)

(*Vegetables on side table.*)

(SECOND COURSE.)

	Sweetbreads.	
Mushrooms.		Blancmange in
stewed.	Sauce Robart.	small forms.
	Trifle.	
Currant Tart		Stewed
with Custard.	Bread Sauce.	Cucumbers
	Roasted Partridges.	

NINE AND ELEVEN; AND A REMOVE.

FIRST COURSE.

Turbot.

(Remove—Chickens.)

Salates.

French

Pie.

Veal

Olives.

Liver and Lemon Sauce. Lamb's Fry.

Carrot Soup.

Tongue

in Turnips,

Rabbit brown

in Fricasee.

Butter.

Edgebone of Beef.

(Vegetables on side table.)

(SECOND COURSE.)

Wild Fowl.

Stewed

Pippins.

Calloped

Oysters.

Rayfish

Jelly.

French

Beans.

Solid Syllabub.
in a glass dish.

Peas.

Goose.

Lobsters in
Fricasee Sauce.

Stewed

Mushrooms.

Apricot Tarts,
open cover.NINE DISHES, TWO REMOVES, AND
ELEVEN.

(FIRST COURSE.)

Fish.

(Remove—Stewed Beef.)

Kxford Dumpling.

Small Ham.

White Soup.

Fricandean.

Turkey boiled.

Lamb Steaks
round Potatoes.

Oyster Sauce
Lobster Patties

Fish.

(*Remove—Saddle of Mutton,*)

(SECOND COURSE.)

Sweetbreads larded.

French Beans,
in white Sauce.

Orange Jelly.

Prawns.

Open Tart

Raspberry Cream.

Sago
Pudding.

Lobster

Form

Stewed.
Mushrooms

Green Goose.

(FIRST COURSE.)

Fish.

(*Remove.—Hashed Calves Head.*)

Rabbits and Onions. Sauce.

Lamb's Fry.

Maccaroni Transparent

Beef-steak

Pudding Soup.

Pie.

Veal

Butter

Stewed Pigeons

Cutlets

with Cabbage

Fish

Remove.—Sirloin of Beef.

(SECOND COURSE.)

Chickens.

Cheesecakes

Stewed Lobster.

Raspberry Cream

Peas.

Trifle.

Asparagus.

Lemon Cream.

Macaroni

Apricot open Tart.

Ducklings.

ELEVEN AND NINE.

(FIRST COURSE.)

Fish.

*(Remove.—Ham Glazed.)*Pigeons
stewed

Sauce.

Sweetbreads
grilled.

Gravy Soup.

Tongue

Beef-steak Pie.

Butter.

Boiled Mutton.

Boiled Chickens.

Fillet of Veal.

(SECOND COURSE.)

Pheasant.

Raspberry Tarts.

Bread Sauce.

Artichokes.

Collared Eel.

Plateau.

Collared Beef.

Stewed

Gravy and Jelly

Stewed

Celery.

for Hare.

Pears.

Hare.

ELEVEN AND ELEVEN.

(FIRST COURSE.)

Stewed Beef.

Oxford Puddings.

White Soup.

Veal Fricandeau.

Ham

Turkey.

raised.

Oyster Sauce.

Lamb Steaks.

Fish.

Lobster

Potatoes.

Saddle of Mutton.

Patties.

(SECOND COURSE.)

	Sweetbreads.	
French Beans.	Orange Jelly.	Prawns.
White Sauce.		
Open	Whipped.	Muffins.
Tartlet.	Cream.	Puddings.
Anchovy	Wine Roll.	Stewed
Toasts	Green Goose.	Mushrooms.

ELEVEN & ELEVEN, AND TWO REMOVES.

(FIRST COURSE.)

	Salmon.	
<i>(Remove—Brisket of Beef stewed, and high sauce.)</i>		
	Cauliflower.	
Fry.	Shrimp Sauce.	Pigeon Pie.
Stewed	Giblet Soup.	Stewed Peas
Cucumbers.	Potatoes.	and Lettuce.
Cutlets	Anchovy Sauce.	Veal Olives
Maintenon.		braised.

(Remove—Quarter of Lamb Roasted.)

(SECOND COURSE.)

	Young Peas.	
Coffee Cream,		Ramakins.
	Lobster.	
Raspberry	Trifle.	Orange
Tart.		Tart.
	Grated Beef.	

Omlet.

Roughed Jelly,

Ducks.

 LONG TABLE ONCE COVERED.

Fish.

Fruit Tart

One Turkey or
Two Poults.

Blamange.

Mock Turtle Soup.

Harrico

Sweetbreads
larded.

Mashed Turnips

Carrots thick
round.Jerusalem Artichokes
fricasseedStewed
Spinach.

Crayfish

Savoy Cake.

Dried Salmon
in papers.

Maccaroni Pudding.

Ham braised.

Trifle.

Chickens.

French Pie.

Casserole of Rice
with Giblets.

Picked Crab.

Stewed Celery.

Sea Kale.

Young Sprouts.

Apple Pie and Custard.

Fricandeau.

Ox Rumps, and
Spanish Onions.

Rich White Soup.

Jelly Form.

Cheesecakes.

Fish.

(Remove—Venison, or Loin of Veal.)

A FEW USEFUL FAMILY RECEIPTS.

INDELIBLE INK FOR MARKING LINEN.

Dissolve two drachms of fused sub-nitrate of silver in six drachms of distilled water, and add to it two drachms of thick mucilage of gum arabic (by measure) : this forms the marking ink. Then dissolve half an ounce of sub-carbonate of soda in four ounces of water ; add to the solution half an ounce (by measure) of thick mucilage of gum arabic.

To use the ink, wet thoroughly the part intended to be written on with the last mixture, and, when quite dry, write thereon with a clean pen dipped in the first preparation, and let it dry : the letters will be pale at first, but soon become black by exposure to the air.

TO MAKE BLACK INK.

Take two pints of water, add three ounces of the best Aleppo galls in gross powder, rasped logwood, green vitriol, and gum arabic, each one ounce ; place these together in a vessel, and well shake it three or four times a day, and in ten or twelve days it will be fit for use.

SHINING BLACK INK.

Beat up well together in an iron mortar eight ounces of the best blue gall, four ounces of copper-

as, and two ounces of clear gum arabic ; three pints of clear rain water are to be added ; when the dry ingredients are properly powdered, let the whole be put into a stone bottle and well shaken for several days.

INK WITHOUT GALL, OR GREEN VITRIOL.

Infuse one pound of pomegranate peels, grossly powdered, for twenty-four hours in a gallon and a half of water, and afterwards boil the mixture till one-third of the fluid be wasted ; then add to it one pound of Roman vitriol and four ounces of gum arabic powdered, and continue the boiling till the gum and the vitriol be dissolved ; after which the ink must be strained through a coarse linen cloth, when it will be fit for use.

ACCUM'S RECIPE FOR MAKING BLACK INK.

Put into a bottle three ounces of the best Aleppo galls finely powdered, one ounce of sulphate of iron, one ounce of logwood finely rasped, one ounce of gum arabic, ten cloves bruised, a pint of the best vinegar, and a pint of soft water ; shake the bottle well, and let the ingredients stand near a fire for ten days, shaking it frequently each day ; the ink is then fit for use ; but, before it is put into the ink-stand, it is advisable to shake the bottle. If the ink is required to be used in a very short time, the gall nuts and the logwood may be boiled for half an hour in the water, and the decoction strained through a cloth ; and the vinegar, gum arabic, clove, and sul-

phate of iron, in fine powder, added to the decoction when in the bottle, and well shaken. To a quart of this ink one ounce of gall nuts, broken into coarse pieces (not powdered), ought then to be added.

INK POWDERS.

Ten ounces of galls, three ounces of green copperas, two ounces of alum, two ounces of gum arabic, all finely powdered: mix a small quantity at any time with water or vinegar, and it will be fit for use.

RED INK.

Take raspings of Brazil wood a quarter of a pound, infuse them two or three days in vinegar. Boil the infusion an hour over a gentle fire, and filter it through paper: put it again over the fire, and dissolve it in half an ounce of gum arabic, half an ounce of loaf sugar, and half an ounce of alum.

GREEN INK.

Take an ounce of verdigris, and having powdered it, put it in a bottle with a quart of vinegar and half an ounce of gum arabic.

YELLOW INK.

Boil two ounces of French berries in a quart of water, with half an ounce of alum, till one-third of

the fluid be evaporated; then dissolve in it two drachms of gum arabic and one drachm of sugar.

BLUE INK.

This may be made by diffusing Prussian blue or indigo through strong gum water.

SODA-WATER POWDERS.

Thirty grains of carbonate of soda and twenty-five grains of tartaric or citric acid, are sufficient for one glass.

GINGER-BEER POWDERS.

Take two drachms of loaf-sugar, eight grains of ginger, and twenty-eight grains of carbonate of soda, all in fine powder; then put twenty-seven grains of tartaric acid in a tumbler half full of water, and prepare the first ingredients in a similar quantity of water; pour one into the other and drink it during the effervescence.

SEIDLITZ POWDERS.

Take of Rochelle salt one drachm, carbonate of soda twenty-four grains, tartaric acid twenty grains. Dissolve the first two in a tumbler of water, then add the acid.

LEMONADE POWDERS.

Tartaric acid half an ounce, loaf-sugar three ounces, essence of lemon half a drachm; powder the tartaric acid and the sugar very fine in a stone mortar; mix them well together, and pour the essence of lemon upon them a few drops at a time, stirring it well till the whole is added; then divide the whole into twelve equal parts, putting each in a piece of paper; when wanted for use, it is only necessary to dissolve it in a tumbler of cold water, and fine lemonade will be obtained, containing the flavour of the lemon in high perfection, and already sweetened.

GINGER BEER.

Take of good Jamaica ginger two ounces and a half, moist sugar three pounds, cream of tartar one ounce, two lemons sliced, water three gallons and a half; this will produce four dozen of ginger beer; bruise the sugar and ginger, and boil them half an hour; put the other ingredients in a pan and pour the boiling water upon them; stir it well, and, when milkwarm, add a little yeast; cover it over; let it remain till it has worked, skimming it often; then strain it into a cask, bung it tight, and, at the end of a fortnight, draw it off and bottle it. Tie the cork down. If it does not work well at first, add a little more yeast, but be careful of adding too much lest it taste of it.

The above is, undoubtedly, the best way: but persons who want to make it for immediate use can

bottle it the next day : observing to have the head skimmed well off before they commence. If the white of an egg is beat up in a basin with a little of the liquor, and then added to the whole before it is bottled, it will cause the head, when drawn in the tumbler, to remain much longer than it otherwise would.

BROWN SPRUCE BEER.

Pour eight gallons of cold water into a barrel, then boil eight gallons more ; put that in also ; add twelve pounds of treacle, and about half a pound of the essence of spruce, and, on its getting a little cooler, half a pint of ale-yeast : the whole, being well stirred, must be left with the bung out two or three days ; after which the liquor may be immediately bottled, well corked up, and it will be fit to drink in a fortnight.

WHITE SPRUCE BEER.

For a cask of six gallons, mix well together three quarters of a pound of the essence of spruce, seven pounds of loaf-sugar, made in a clarified syrup, and a gallon and a half of hot water ; when sufficiently incorporated, put it into a cask and fill it up with cold water ; then add about a quarter of a pound of good ale-yeast ; shake the cask well, and let it work for three or four days ; after which bung it up : in a few days it may be bottled in the usual way, and in a week or ten days it will be fit for use. If, in bunging it close, a small quantity of isinglass be dissolved in a little of the warm liquor and added

by way of fining, it will acquire a superior degree of clearness.

TO MAKE LIQUID BLACKING.

Take of vinegar or beer one quart, ivory black and treacle each six ounces, vitriolic acid and spermaceti oil, each six ounces and a half; mix the acid and oil first, and afterwards add the other ingredients; if it does not dry quick enough, add a little more of the vitriol. When there is too much vitriol it will give it a brown hue.

PASTE BLACKING.

This is made precisely as above with no more vinegar than will form the ingredients into a paste.

WATER-PROOF COMPOSITION FOR LEATHER OR CLOTH.

Boil six gallons of linseed oil, one pound and a half of resin, and four pounds and a half of litharge, for a short time, being careful not to let it boil over, when sufficiently cool, add as much turpentine as will reduce it to the consistence of oil; when settled pour it off, and add half a pound of ivory black, ground fine: the composition is then ready to be used. Three or four coats will generally be sufficient to render the article water-proof.

TO MAKE RED SEALING WAX.

Take of shell-lac well powdered two parts, of resin and vermilion powdered each one part; mix them well together, and melt them over a gentle fire; when the ingredients are well mixed, form them into sticks; the quantity of vermilion may be reduced without any injury to the sealing wax when it is not required to be of the brightest red.

BLACK SEALING WAX.

Proceed as directed for the red wax, but instead of vermilion use ivory black.

GREEN SEALING WAX.

Use verdigris powdered, if it is required to be very bright; the distilled verdigris is the best.

BLUE SEALING WAX.

Use smalt well powdered, or blue verditer.

YELLOW SEALING WAX.

Turpeth mineral may be used.

SOFT SEALING WAX.

Take of bees' wax one pound, turpentine three ounces, olive oil one ounce; place them in a proper vessel over the fire; let them boil for some time

and the wax will be fit to form into rolls: it may be coloured as above.

EASY METHOD OF BREAKING GLASS IN ANY DIRECTION.

Dip a piece of worsted thread into spirits of turpentine, wrap it round the glass in the direction that you wish it to be broken, and then set fire to the thread; or apply a red-hot wire, a quarter of an inch thick, round the glass, and if it does not immediately crack, throw cold water on whilst the wire remains hot.

TO RESTORE FADED WRITING.

Sometimes the ink of very old writing is so much faded by time as to be illegible, in consequence of the decay of the tanning matter and gallic acid contained in the ink, and a yellow or brown oxide of iron therefore alone remains on the paper. The original colour of the written characters may be restored, or, rather, a new body of colour may be given to the writing by penciling it over carefully, first with a solution of prussiate of potass, and then with diluted muriatic acid.

If the penciling be done neatly, and blotting paper be laid over the letters as fast as they become visible, their form will be retained very distinctly. Penciling over the letters with an infusion of galls, or tincture of galls, also restores the blackness to a certain degree, but not so speedily nor so completely as potass.

PREPARATION OF PHOSPHORUS.

Take equal parts of powdered alum, and coarse brown sugar, mix them together, and heat the mass over a common fire, in an iron ladle or shovel. By the first impression of the heat both the alum and sugar melt, and mix intimately with each other, after a little time, when most of the water is evaporated, the residue begins to foam and swell and give out a pungent empyreumatic acid. It must now be stirred constantly with an iron spatula, taking care to detach it from the ladle, or it dries, and to heat every part as uniformly as possible. When the last remains of clamminess are destroyed, and the spongy black matter that is left is quite friable, it must be transferred, whilst hot, into a mortar, and hastily reduced to a somewhat coarse powder. As soon as it is pulverized, let the mixture be put into a green glass phial which will hold six ounces, previously tested on the inside by rinsing it with a weak solution of borax, thickened with pipe-clay to the consistence of cream; then set it up to the neck in a crucible filled with sand, its mouth being loosely stopped with a piece of charcoal; then place the crucible in a furnace, and rise the heat gradually to a moderate redness. At first, a dense white vapour will issue from the phial, which will be succeeded by an inflammable gas, burning with a light blue flame; as soon as this makes its appearance, keep up the heat at a uniform temperature for a quarter of an hour longer; then remove the crucible from the fire, and let the mouth of the phial be closed with a plug of clay till it can be safely handled. The

phosphorus must be now hastily poured into a perfectly dry and warm ground-stopped phial, air-tight.

SALT OF LEMONS.

Take equal parts of citric and tartaric acid, powdered very fine, and mix them well together: it is used for taking out iron moulds, &c.

TO TAKE STAINS OUT OF MAHOGANY.

Put a few drops of spirit of nitre in a tea-spoonful of water; track the spot with a feather dipped in the mixture, and, on the ink disappearing, rub it over immediately with a rag wetted in cold water, or there will be a white mark which will not easily be effaced.

CHEMICAL SOAP FOR REMOVING GREASE SPOTS.

Take about an ounce of fullers-earth crumbled to powder, moisten it with a little spirits of turpentine; then take about half an ounce of salt of tartar and an ounce of the best potass, and work the whole into a paste with a little soft soap; form it into squares, and it will be fit for use. Moisten the spots of grease, and, with a little water, rub the sauce well on till it lathers; persevere in this for a short time until the spot disappears, then rinse the cloth with clean water.

TEST TO DISTINGUISH IRON FROM STEEL.

To distinguish iron from steel by a chemical process, take nitric acid, dilute it with so much water that it will only act feebly on the blade of a common table-knife. If a drop of the acid thus diluted be dropped upon steel, and allowed to remain on it a few minutes, and then washed off with water, it bears a black spot; but if a drop of the same acid be put upon iron, the spot will not be black, but of a whitish grey.

TEST TO DETECT ARSENIC.

The presence of arsenic may be detected by subnitrate of silver. We are indebted to Mr. Hume for this test;—pour a few table spoonfuls of the suspected liquid into a wine-glass, and present to the mere surface of the liquid a stick of dry subnitrate of silver, or lunar caustic; a yellow precipitate will instantly appear if it contains the least particle of arsenic, which will proceed from the point of contact of the subnitrate of the fluid and settle at the bottom of the glass.

Dr. Marcet has lately pointed out the following modification of the test;—Let the fluid suspected to contain arsenic be filtered, and suffer the end of a glass rod, wetted with liquid ammonia, to be brought into contact with it; and let the end of a glass rod, also wetted with the solution of nitrate of silver, be immersed in the mixture; a yellow precipitate will gradually fall to the bottom: as this precipitate is soluble in ammonia, the greatest care is necessary not to add an excess of it.

The objection arising from the action of muriatic acid upon this test is easily obviated ; for, if a little muriatic acid be dipped into the fluid suspected to contain arsenic, and the nitrate of silver very cautiously be added till the precipitate ceases, the muriatic acid will be removed, and the arsenic remains in solution and the addition of liquid ammonia will produce the yellow precipitate in its characteristic form.

GREEN SYMPATHETIC INK.

Sympathetic, or secret inks, are those fluids which when written with on paper, are invisible when dry, but acquire colour by heating the paper, or by applying to the invisible writing another chemical agent: thus, if letters are traced on paper with muriate of cobalt, the writing is invisible ; but, by holding it before the fire, the characters speedily assume a green colour, which again disappears as the paper cools. The writing made with this ink may, therefore, be made to become visible or invisible successively, by alternately warming and cooling, if care be taken not to expose the paper to a greater degree of heat than is necessary to make the invisible writing legible.

INDELIBLE INK USEFUL TO CHEMISTS.

Take oil of lavender two hundred grains, gum copal in powder twenty-five grains, and lamp black three grains ; with the aid of a gentle heat dissolve the copal in the oil of lavender in a small flask, and then mix the levigated lamp black with the solution ;

after standing for some time the ink must be shaken before used, and if too thick add more oil.

FULMINATING GOLD.

Fulminating gold is prepared as follows;—Take filings of pure gold and place them in a Florence flask or bottle; then dissolve them in nitro-muriatic acid to saturation; add four times the bulk of distilled water, and add to it gradually liquid ammonia till it ceases to occasion any precipitate, when done, filter the whole through linen: the yellow powder that remains must be well washed in water, and dried in the air. The fulminating gold thus prepared will be found to exceed the weight of the original gold employed, by about thirty-four parts to one hundred.

The greatest care must be taken with this powder, the least friction causes immediate explosion. It must not be kept in bottles with glass stoppers, as a little may adhere in the neck, and will cause an explosion by the insertion of the stopper.

FULMINATING SILVER.

This celebrated compound, which explodes without heat, has of late arrested the attention of the curious: it is prepared in the following manner:—Take three drachms of crystalized nitrate of silver reduced to a powder: put it into a basin, and pour over it two ounces and a half of alcohol, and add seven drachms, by measure, of concentrated nitrous acid: the mixture will instantly become hot, and violent effervescence will speedily take place; it

also becomes gradually milky and opaque, and a white powder becomes deposited: when the action has nearly ceased, and the mixture acquired a consistency, add gradually water to it to suspend the further action; draw off the liquor from the white powder, wash it in cold water repeatedly, and dry it in the air.

This compound requires the greatest care; it should never be kept in a bottle, nor should it be touched in a way to produce friction. It explodes whilst wet or under water, when touched with a rod, it also explodes if touched with the least quantity of sulphuric acid; a grain or two applied to a piece of paper and made to approach a candle, will explode with great violence.

The detonating balls are made as follows;—Take small bits of silver paper, on each of which place a common dry pea, and a few grains of powdered glass or coarse sand; put carefully the least particle of the above composition, and gently wrap it up. When thrown against any substance, it will immediately explode; the loudness of which depends upon the quantity of powder used. The crackers are made by cutting some strips of pasteboard, one end of which a little glass is fixed by means of gum-water; place a grain of the powder next to the glass, cover it over with another piece of pasteboard similarly done with the glass, and let it overlap the first; fasten round both a strip of pasteboard to keep them together, and to prevent the powder from falling out of the slips. When pulled asunder, so that each end of the strips which has glass fixed passes over the powder, the detonation immediately takes place.

FULMINATING QUICKSILVER.

This powder, which is less dangerous than the before-mentioned fulminating compound, is remarkable for the extreme force of detonation which it possesses when exploded; it is made in the following manner:—Dissolve one hundred grains of quicksilver in an ounce and a half, by measure, of common nitric acid of the shop, assisting the solution by heat; when cold, pour the solution upon two ounces, by measure, of pure alcohol, and apply a moderate heat till the mixture begins to effervesce: a white fume then begins to undulate on the surface of the liquor, during which a white powder precipitates; which, when washed in the manner before described, is the fulminating quicksilver.

FULMINATING POWDER.

Take three parts, by weight, of powdered nitre, two of sub-carbonate of potass, and one of sulphur; place these substances on a tile before the fire till they are perfectly dry, and then mix them intimately together in a warm mortar, and preserve the compound in a corked phial.

If thirty or forty grains of this powder be heated very slowly in a small iron ladle, or fire shovel, it first assumes an orange-colour, then acquires a pasty-consistence, and begins to melt; and, if the heat be increased, a blue lambent flame undulates on its surface, and in a moment after the mass explodes with a loud report.

TO CLEAN OLD GOLD.

Dissolve sal-ammoniac in wine, and boil the article in it for a short-time : clean it with rag and whiting.

NANKEEN DYE.

Boil equal parts of annatto and common potass in water till the whole is dissolved.

TO STAIN LEATHER GLOVES.

Those different pleasing hues of yellow, brown, or tan colour, are readily imparted to leather gloves by the following simple process :—Steep saffron in boiling soft water for about twelve hours ; then, having slightly sewed up the tops of the gloves to prevent the dye from staining the inside, wet them over with a sponge dipped in the liquid. The quantity of saffron, as well as of water, will, of course, depend on how much dye may be wanted, and their relative proportions on the depth of the colour required.

TO TAKE IRON STAINS OUT OF MARBLE.

Mix equal quantities of spirit of vitriol and lemon juice : shake it well ; wet the spots, and in a few minutes rub them with a soft rag till they disappear.

MIXTURE TO DESTROY BUGS.

Mix half a pint of spirits of turpentine, and half a pint of the best rectified spirit of wine in a strong bottle, and add, in small pieces, half an ounce of camphor, which will dissolve in a few minutes; shake the mixture well together, and, with a brush dipped in it, wet well over the places where the vermin harbour. This will entirely destroy both them and their nits, though they swarm; the dust however, should be well brushed from the bedstead and furniture, to prevent any stain; if that precaution be attended to, there will be no danger of soiling the richest silk or damask.

On touching a live bug with only the tip of a pin dipped into the mixture, the insect will be instantly deprived of life. And should any bugs happen to appear after using the mixture, it will be from not having wetted the linen, &c., of the bed; the foldings and linings of the curtains near the rings, or the joints or holes in and about the bed or head-board, in which place the vermin nestle and breed; so that those parts, being well wetted with the mixture, which dries as fast as it is used, and pouring it into the joints and holes where the brush cannot reach, it will never fail to destroy them. The smell of the mixture, though powerful, is extremely wholesome, and, to many persons, very agreeable; it exhales, however, in two or three days. Only one caution is necessary, but that is important: the mixture must be well shaken when it is used, but never applied by can-

dle-light, lest the spirits, being attracted by the flare of the candle, should cause a conflagration.

CHINESE MODE OF RENDERING CLOTH WATER-
PROOF.

By the following very simple process it is said that the Chinese render, not only the strongest cloth, but even the finest muslin, waterproof, without injuring the appearance or quality of the article. The composition to which these valuable articles are imputed, is merely a solution of half an ounce of white wax in a pint of spirit of turpentine. In a sufficient quantity of the mixture made with these materials, immerse the goods intended to be rendered waterproof, and then hang them in the open air till they become perfectly dry. This is all the process necessary for accomplishing so desirable a purpose: against which, however, may be objected, perhaps, the expense, and the unpleasant smell of the turpentine. But this objection can be remedied by using equal parts of spirits of wine and oil of wormwood; a mixture of which is said to dissipate the smell of turpentine: but the former, it is not to be denied, must necessarily be augmented.

TO CLARIFY QUILLS,

Scrape of the outer film and cut the ends off; then put the barrels into boiling water, wherein is a small quantity of alum and salt; let them remain a quarter of an hour, and then dry them in an oven.

GOLD POWDER FOR GILDING WITHOUT HEAT:

Dip linen rags into a concentrated solution of muriate of gold; suffer the rags to dry, and then set them on fire; the gold with which they are impregnated becomes thus reduced to the metallic state and mixes with the charcoal of the rags. To use this powder, take a soft sound cork, moisten with a little water and dip it into the powder, and then rub the cork hard on the surface of the silver, which should be perfectly clean and polished: the silver will become covered with an extremely thin coating of gold which may be improved by burnishing.

TO ASCERTAIN THE QUANTITY OF SPIRIT CONTAINED
IN ANY LIQUOR.

For this method of ascertaining the strength of any liquor we are indebted to Mr. Brande. It destroys the commonly received opinion first entertained by Fabroni; namely, the brandy or spirit obtained from wine is formed during the distillatory process, by which means it is usually obtained; whilst, on the contrary, it clearly proves, that the brandy exists ready formed in all vinous liquors; and, hence, it may be separated from them without distillation, which may be done in the following manner:—Add to eight parts of the liquor to be examined, one part of a concentrated solution of subacetate of lead; a dense insoluble precipitate will ensue; it is a combination of the lead with the colouring extractive, and acid matter of the wine;

shake the mixture for a few minutes, pour the whole upon a filter, and collect the filtered fluid. This fluid contains the brandy, or spirit and water, of the wine, together with a portion of the sub-acetate of lead, provided the latter has not been added in excess; in which case a part, of course, remains undecomposed. Add, in small quantities at a time, to this fluid, warm, dry, and pure sub-carbonate of potass, which has previously been freed from water by heat, till the last portion added remains undissolved. The brandy or spirit contained in the fluid will thus become separated; for the sub-carbonate of potass attracts from it the whole of the water with which it is combined: the brandy or spirit of wine forming a distinct stratum, which floats upon the aqueous solution of the alkaline salt. If experiment be made in a glass tube from half an inch to two inches in diameter, and graduated into one hundred equal parts, the per-centage of spirit, in a given quantity of liquor, may be seen at a view.

By operating upon artificial mixtures of alcohol and water, Mr. Brande found, that, when the alcohol is not less than ten per cent., the quantity indicated by the dry and warm sub-carbonate of potass, after the colouring and acid matter had been separated by sub-acetate of lead, was always within one half-part in one hundred of the proportion contained in the mixture.

PASTE FOR SHARPENING RAZORS.

Take oxide of tin livigated, one ounce, saturated solution of oxalic acid a sufficient quantity to form a paste. This composition is to be rubbed over the

strop, and when dry, a little water may be added; the oxalic acid having a great attachment for iron. A little friction with this powder gives a fine edge to the razor.

INK FOR PRINTING ON LINEN WITH TYPES.

Dissolve one part of asphaltum in four parts of oil of turpentine, and add lamp black in fine powder in sufficient quantity to render the ink of a proper consistence for use.

TO PREVENT INK FROM FREEZING OR TURNING MOULDY.

Add a small quantity of spirits of wine to the ink, and it will never change.

TO REMOVE INK SPOTS.

As soon as the accident happens, wet the place with a little tartaric acid dissolved in water; after which, rinse it well in clear water.

TO PRODUCE A FAC-SIMILE OF ANY WRITING.

The pen should be made of glass enamel, the point being small and finely polished, so that the part above the point may be large enough to hold as much, or more ink, than a common pen.

A mixture of equal parts of Frankfort black and fresh butter is now to be smeared over sheets of paper, and rubbed off after a short time. The paper thus smeared is to be pressed for some hours, tak-

ing care to have sheets of blotting-paper between each of the sheets of black paper. When fit for use, writing paper is put between the sheets of black paper, and the upper sheet is to be written upon with an enamel pen. By this method, not only the copy is obtained on which the pen writes, but also as many copies as there are sheets of white paper placed between black ones.

A very ingenious trick may be performed by means of this invention: the operator may propose that one of the company shall write his thoughts upon a piece of paper, and hand the paper to a third person, when the operator will be enabled to give a ready answer to what he may have written, by privately inspecting the remaining sheets, where he will find a fac-simile of the writing.

PARCHMENT GLUE.

Take one pound of parchment and boil it in six quarts of water till the quantity be reduced to one quart; strain off the fluid from the dregs, and then boil it again till it be of the consistence of glue.

STRONG COMPOUND GLUE.

Take common glue in very small pieces, and isinglass glue: infuse them in as much spirits of wine as will cover them, for at least twenty-four hours, then melt the whole together; and, while they are over the fire, add as much powdered chalk as will render them an opaque white.

This preparation may be managed by hanging the vessel containing the aboye ingredients in a

larger one containing boiling water, which will prevent the spirits from catching fire; and, indeed it is best to use the same method for all evaporations.

ISINGLASS GLUE.

This is made by dissolving beaten isinglass in water, by boiling, and having strained it through a coarse linen cloth, evaporating it again to such a consistence that, when cold, the glue will be perfectly hard and dry.

A great improvement is made in this glue by adding spirit of wine or brandy after it is strained, and then renewing the evaporation till it gains the due consistence.

ISINGLASS SIZE.

This may also be made in the manner directed for the glue, by increasing the proportion of water for dissolving it, and the same holds good for parchment size.

FLOUR PASTE.

This is formed of wheaten flour stirred in water till glutinous, and then boiled; when required very strong, a fourth, fifth, or sixth, of powdered resin may be added.

CHINESE PASTE.

Mix together bullocks' blood and quick lime in proportions of one pound of the latter to ten pounds

of the former: it becomes a stiff jelly, in which state it is sold to the consumers, who beat it down with the addition of water into a state sufficiently fluid for use.

TO WELD TORTOISE-SHELL.

Provide a pair of pincers, the tongues of which will reach four inches beyond the rivet; now file the tortoise-shell clean to a flap-joint, carefully observing that there be no grease about it; wet the joint with water, apply the pincers hot, follow them with water, and the shell will be found to be joined as if it were originally the same piece.

CEMENT FOR METALS.

Take gum of mastic ten grains, rectified spirit of wine two drachms: add two ounces of strong isinglass glue made with spirit, and ten grains of gum ammoniac; dissolve all together, and keep it stoppered in a phial. When intended to be used, set it in warm water.

MAHOGANY-COLOURED CEMENT.

Melt together two ounces of bees' wax, half an ounce of India red, and a small quantity of yellow ochre, to bring it to a proper colour.

TO MAKE GUNPOWDER.

There is a considerable difference in the composition of the gunpowder of different nations. The

government-powder of this country is the same for cannon as for small arms; the difference is only in the size of the grain. Gunpowder may be made in the following manner:—Take seventy-five parts, by weight, of nitre, fifteen of charcoal, and ten of sulphur; let these articles be reduced to a fine powder; then mix them thoroughly together, and form them into a stiff paste with a little water; when this has been done, press the mass, after it is a little dry, through a hair-sieve, to cut it into irregular grains, of such a size as may be wanted, and suffer the grains to dry: the powder may then be sorted and separated from the dust by sieves of progressive perforations; and, lastly, dry it thoroughly in a warm place. The power of this powder will depend greatly on the intimate mixture of the ingredients, particularly on the equal diffusion of the nitre; the more finely it is divided, and intimately blended with the sulphur and charcoal, the more instantaneous will be the combustion, and the expansive force greatly augmented.

TO CAUSE WATER TO BOIL BY THE APPLICATION OF COLD, AND TO CEASE TO BOIL BY THE APPLICATION OF HEAT.

Half fill a Florence flask with water, place it over a lamp furnace, and let it boil briskly for a few minutes; then cork the flask as expeditiously as possible, and tie a slip of moist bladder over the cork to exclude the air: the water, in being now removed from the lamp, will keep boiling, and when the ebullition ceases the boiling may be renewed by wrapping round the empty part of the flask a

cloth wetted with cold water; but if hot water be applied the boiling instantly ceases: in this manner ebullition may be renewed and again made to cease alternately, by the mere application of hot and cold water.

GOLD AND SILVER POWDER FOR PAINTING.

Take gold leaves, rub them together with a clear honey into a stiff mass, by means of a slab and muller, and triturate the mixture till the gold is reduced to the greatest possible fineness. When this is effected put the mass into a basin, and dilute it with a large quantity of water, in order to suffer the divided gold to subside; pour off the clear water when the gold has subsided, and repeat the washings several times; then put the gold powder into a tea cup, and pour over it a small quantity of pure muriatic acid, and digest the mixture with a gentle heat for a few minutes, then wash it from the acid with distilled water, till the wet powder no longer changes the colour of bithmus paper, then dry and preserve it for use; pale gold powder may be prepared in a similar manner by alloying it with silver, and silver powder by omitting the gold.

Although this process is very tedious, the writer of this, from a vast number of experiments made by desire of an artist, can state, that, by the above process, a product is obtained far superior in colour and fineness to any other.

TO SILVER COPPER OR BRASS.

Cleanse the vessel well with diluted nitrous acid, and, when it is quite bright, moisten a little silvering powder with water, and rub it for some time on the article, which will become covered with a coating of metallic silver; it may afterwards be polished with a piece of soft linen.

PREPARATION OF SILVERING POWDER.

Dissolve silver in nitric acid, and put pieces of copper into the solution; this will throw down the silver in a state of metallic powder, and mix with it two drachms of nitrate of potass, the same quantity of common salt, and half a drachm of alum.

THE ART OF SOAP BOILING.

Take one part of quicklime; shake it gradually by sprinkling on it a sufficient quantity of water, and, when completely slake, add to it about twenty parts of water. To this mixture add two parts, by weight, of common sub-carbonate of soda, previously dissolved in a sufficient quantity of water: boil the mixture for about half an hour, strain it through a cloth, and concentrate it by boiling till it has acquired a specific gravity of about 1,375, or, which is the same thing, till a phial, that can contain an ounce of water, will hold one ounce seven pennyweights and a half of the ley: then mix, in an earthenware pipkin or basin, one part of this

ley with two parts of olive oil; place the mixture to digest in a gentle heat, capable of making the liquor simmer, and continue the simmering, stirring it continually with a wooden stick till you find, by letting a few drops of it fall on an earthenware plate, that the soap coagulates, that the water becomes speedily separated from it; then pour out the contents into a cup and suffer it to cool. The soap may also be prepared without heat, if one part of the ley be mixed with olive oil in a glass or stone ware vessel, and the mixture stirred from time to time with a wooden spatular, it soon becomes thick and white, and in seven or eight days the combination is completed, and a very white and firm soap is obtained.

TO PRODUCE WHITE FIGURES UPON A BLACK
GROUND.

Boil a piece of white muslin for a few minutes in a solution of sulphate of iron, composed of one part of green sulphate of iron and eight of water; squeeze it out and dry it; then imprint upon it spots, or any other pattern you choose, with lemon juice; render it dry again, and rinse it well in water. If the stuff now be boiled with logwood chips and water, it will exhibit white spots upon a black ground.

RECORD OF TREATMENT, EXTRACTION, REPAIR, etc.

Pressmark: 514511





