

**The new whole art of confectionary : sugar boiling, iceing, candying, jelly making, &c.; which will be found very beneficial to ladies, confectioners, housekeepers, etcetera, particularly to such as have not a perfect knowledge of that art.**

### **Contributors**

Stavely, S. W.  
University of Leeds. Library

### **Publication/Creation**

Liverpool : printed by G. Wood, 1828.

### **Persistent URL**

<https://wellcomecollection.org/works/bmjar25g>

### **Provider**

Leeds University Archive

### **License and attribution**

This material has been provided by This material has been provided by The University of Leeds Library. The original may be consulted at The University of Leeds Library. where the originals may be consulted.

This work has been identified as being free of known restrictions under copyright law, including all related and neighbouring rights and is being made available under the Creative Commons, Public Domain Mark.

You can copy, modify, distribute and perform the work, even for commercial purposes, without asking permission.

**wellcome  
collection**

Wellcome Collection  
183 Euston Road  
London NW1 2BE UK  
T +44 (0)20 7611 8722  
E [library@wellcomecollection.org](mailto:library@wellcomecollection.org)  
<https://wellcomecollection.org>

THE  
*NEW WHOLE ART*  
OF  
**CONFECTIONARY,**  
SUGAR BOILING,  
*Iceing, Candyng, Jelly Making, &c.*

WHICH WILL BE FOUND VERY BENEFICIAL TO LADIES, CONFECTIONERS, HOUSEKEEPERS ETCETERA, PARTICULARLY TO SUCH AS HAVE NOT A PERFECT KNOWLEDGE OF THAT ART.

---

SEVENTH EDITION.

---

*To which are now added several new and useful Receipts, never before published.*

---

BY S. W. STAVELY, NOTTINGHAM.

---

No person will be permitted to re-print this Work on charge of Felony.

---

PRICE ONE SHILLING.

---

LIVERPOOL:

PRINTED BY G. WOOD, 13, PRICE-STREET.

---

1828.

[ENTERED AT STAT. HALL.]

UNIVERSITY  
LIBRARY,  
LEEDS.

46270

## PREFACE.

---

*THE* author of this work, having been frequently solicited for many years, by several of the nobility and respectable housekeepers, (who have known his abilities as a Confectioner), to publish his various methods in that art, he has the pleasure of informing them, that the work is now ready for delivery.

*It is well known that the true method of preparing Confectionary is yet only confined to a few; and that for the want of such knowledge, many things are wasted and spoiled.*

*This entire new work will be found of beneficial advantage, not only to Confectioners, but also to ladies, housekeepers, &c. and particularly to such as have not a perfect knowledge of this useful art, and by which any person may, with ease and advantage, begin the business of a Confectioner. The author, in the early part of his life, has frequently given from ten to thirty shillings for a single receipt. The methods he now recommends, which are from real experience, in London, Manchester, Bath, and many other towns, besides an extensive practice in different Gentlemen's families, will, if introduced into general use, be a saving of **THIRTY POUNDS** a year.*

*In this work will also be found the various methods of Sugar Boiling, and directions how to make Vinegar, Wines, Barley Sugar, Lozen-*

ges, *Paradise Twist*, *Peppermint Cake*, *Candied Ginger*, *Horehound*, *Lemonade*, *Peppermint*, and all other kinds of *Drops*; the method of *Iceing*; *Pound Cakes*, *Candyng*, *Queen Cakes*, *Banbury Cakes*, *Shrewsbury Cakes*, *Spice Cakes*, *Seed Cakes*, and *Tea Cakes*; *Funeral Buns*, *Puff Paste*, *Buttered Rolls*, *Muffins*, *Picklets*, *Roll Gingerbread*, *Hunting Gingerbread Nuts*, *White Gingerbread*, *Peppermint Cordial*, and *Comfits* of all sorts; with a variety of other useful receipts belonging to the trade.

To this edition is added an entire new method for clearing *Ale*, or any other *Malt Liquor* after *Thunder*, or any other cause that makes it thick or cloudy. Also, how to cure ropy *Beer* or *Ale*; how to restore stale or hard *Beer* or *Ale*; to improve the flavour of *Cyder*, *Perry*, &c.—and to bottle *Ale*, *Porter*, &c.

*This work is printed with a beautiful type, on good paper, and will be found worthy the attention of all desirous of learning the art of Confectionary.*

---

THE  
NEW WHOLE ART  
OF  
**Confectionary, &c., &c.**

---

TEA CAKES.

**T**AKE three pounds of flour, five ounces of sugar, six ounces of butter, rubbed into the flour, and a tea cupful of new barm; set them to rise with milk and water; then mix them, and let them stand half an hour; then make them up, roll them thin, and lay them on tins to rise; bake them a fine brown on the top, in a hot oven; when they are baked, rub a little butter over them and they will be a beautiful brown.



### SHREWSBURY, OR SUGAR CAKES.

Take a quarter of a pound of butter well worked; mix it with a pound of brown sugar, an egg well beat, and as much flour as it will take to make it stiff; roll it thin, and cut it with a tin mould; then bake the cakes in a slow oven.

---

### BATH CAKES.

Take six pounds of flour, three quarters of a pound of butter, and three pounds of raw sugar; rub the butter and sugar into the flour, after crushing the sugar small; take a little volatile salts dissolved in milk, mix the sugar and milk together, and then put the other things in; roll it thin and

---

**ART OF CONFECTIONERY.**

---

cut it into round cakes with a tin mould, and bake them with a slow oven; they must not be browned much.

---

**CURRANT CAKES.**

Take two pounds of flour, and one pound of butter rubbed into the flour; mix it to a paste with cold water, and two tea-spoonful of barm; take ten ounces of currants, a quarter of a pound of sugar, a little clove pepper, and a little cinnamon; mix these together, and put a little into the inside of every cake; roll your cakes thin, and cut them into different shapes with a tin mould; bake them in a pretty sharp oven.

---

**COMMON SEED CAKES.**

To six pounds of flour, add one pound

---

**THE NEW WHOLE**

---

of butter, half a pound of sugar, and one ounce of carraway seeds, mixed up with milk, and baked in a pretty hot oven.

---

**SPICE CAKES.**

To four pounds of flour, add one pound and a half of sugar, a handful of ground spice, and a table-spoonful of barm; mix up with milk, and bake in a sharp oven.

---

**POUND CAKES.**

Take one pound and a half of flour, seven eggs well beat, a tea-spoonful of volatile salts dissolved in milk, one pound and a half of loaf sugar grated fine, and

---

**ART OF CONFECTIONERY.**

---

sifted through a fine sieve, one pound and a half of currants, whisk the eggs well, then add the sugar, and whisk them well together; then add all the other together; and bake them in little square tins, in a hot oven.

---

**BANBURY CAKES.**

Take three pounds of flour, one pound of butter rubbed into the flour, mix it with milk and a little barm; about two ounces for a penny; roll them round, then put sugar, currants, and a little of the essence of lemons in the middle; table them up long, bake them in a pretty hot oven.

---

**SALISBURY CAKES.**

To three pounds of flour, add one pound of moist sugar, to be mixed into a paste with

---

THE NEW WHOLE

---

half a pint of water, and to be baked in a hot oven.

---

BUNNS.

Take three pounds of flour, half a pound of butter, and a quarter of a pound of sugar, rubbed well together; take a little clove pepper, and carraway seeds, one pound of currants, a tea-cupful of new barm set to rise half an hour; then mix them and let them stand till they are risen; and make them up.

---

FUNERAL BUNNS.

Take two stones of flour, one pound of butter, and one pound of sugar, rubbed together; three pounds of currants, ginger,

---

ART OF CONFECTIONARY.

---

seeds, cinnamon, and a little rosewater, mixed up with milk. The above will make forty-eight cakes, at three-pence per piece, each weighing one pound before they are baked. Make them round, and bake them a fine brown. They will take one pint of barm.

---

QUEEN CAKES.

Take one pound of flour, seven eggs, and one pound of lump sugar, grated fine; beat your eggs well, then put the sugar to the eggs, beat them well together, take a quarter of a pound of butter beat to a cream, whisk up all together, then add your flour, and then give them all a stir. You must not whisk the flour in, it will make them tough.

---

THE NEW WHOLE

---

POP.

Take six quarts of water, three lemons, two ounces of cream of tartar, and a pound and a half of lump sugar, boil one half of the water with one ounce of ginger, set it to work with one table-spoonful of barm; when worked, bottle it, and it will be fit for use in a few days.

---

TO TAKE AWAY THE ILL SCENT OF  
WINES.

Bake a long roll of dough, stuck well with cloves; hang it in the cask, and it will draw the ill scent from the wines.

---

PIKELETS.

Take three pounds of flour, two eggs, and one pint of milk; whisk the milk and

the eggs well together; then add the flour, a little salt, and two table-spoonfuls of new barm; stir them well together, and let them rise; when your bakestone is hot, pour the batter upon it either in hoops made on purpose, or without; when ready to turn, they will appear full of holes on the top side; then turn them, and bake them a fine brown.

#### YORKSHIRE MUFFINS.

Take fourteen pounds of flour, two ounces of salt four quarts of water, and half a pint of barm; beat them twenty minutes, and let them rise to the top of what you mix them in; beat them down a second time, turn them out on a bed of flour, and with a knife and spoon make them up; when the iron is



hot, sift a little flour on it, which, if hot, will turn brown; lay the muffins on; when blistered on the top, turn them; and when brown on the other side, they will be baked enough.

---

#### BUTTERED ROLLS, OR RUSKS.

Take one pound of bread paste, four ounces of butter, roll it in the paste, bake them on tins, long or round, in a hot oven.—The above is recommended for sick people.

---

#### PUFF PASTE.

Take one pound of flour, two ounces of butter, rubbed in the flour, mix it in cold

---

**ART OF CONFECTIONARY.**

---

water, and twelve ounces of butter, rolled three times in the paste; bake them in a hot oven; also betwixt every roll of paste, if a little eating oil was sprinkled all over, it would cause the paste to be shivery, and of a fine bright colour.

Observe that a very little of the volatile salts dissolved in milk, mixed up with the above, will make the paste much lighter, and look more beautiful; and it will have a great effect in puffs of all kinds; for butter without it cannot make them quite perfect.

---

**FUNERAL BISCUITS.**

Take twenty-four eggs, three pounds of flour, and three pounds of lump sugar, grated, which will make forty-eight finger biscuits for a funeral.

## SPUNGE CAKES.

Beat ten eggs to a froth; dissolve a little volatile salts in half a pint of hot water, and let it stand till cold; mix them together, and beat them for ten minutes; then add three quarters of a pound of loaf sugar, grated, and three quarters of a pound of fine flour; beat them well together, and add a few seeds; to be baked in a hot oven.

---

CRUSHERS.

Take one pound of flour, and a quarter [of a pound of butter rubbed in; mix the above with cold water, and a little barm; stamp it with a butter print, and lay the paste on the mould; then lay them on tins to bake a fine brown.

---

ART OF CONFECTIONARY.

---

TO MAKE VINEGAR.

Take a middle sort of beer, well hopped, and when it has worked and become fine, put English grapes or raisins, with their stalks into it; to every ten gallons of beer, a pound; put them into a tub, and stir them well about, and when the sediment has settled to the bottom, draw off the liquor into another cask, and set it in the sun, with the bung out, and put a slate on the hole: in a month or six weeks it will be good vinegar, and when ready draw it off into another cask, bung it well up, and keep in your cellar for use; this will do for pickling.

---

RAISIN LOAF.

To six pounds of flour, add two pounds and a half of raisins, half an ounce of car-

---

THE NEW WHOLE

---

raway and a few coriander seeds, ground, a little cinnamon or clove pepper, and half a pint of barm mixed with cold water, cut your paste with a knife very well, by which means your loaf will appear to be fuller of raisins. If you want a richer loaf, add more fruit, and rub butter in your flour and sugar, bake it a fine brown on the top.

---

ICEING FOR CAKES OF ALL KINDS.

Take the white of one egg, a quarter of a pound of loaf sugar, and a tea spoonful of gum dragon melted; mix them into a paste, and lay it on the cake.

The same will make mint drops as the ice for a pound cake.

## NAPLES AND SAVOY BISCUITS.

To one pound of loaf sugar, grated fine, add nine eggs, (take the whites out of two), and one pound of flour; beat your eggs very well, and then whisk your sugar and eggs well together with a little rose water, add the flour, and bake them long or round.

---

SPICED CAKES FOR A FEAST.

Take three pounds of flour, two pounds of butter one pound and a half of sugar, one pound of currants, and a few seeds; mix altogether with milk; observe that the butter and sugar must be rubbed into the flour, and then made into round cakes of any size, and nipped on the edges, then baked in a pretty hot oven, with its door open while you bake.

---

RHUBARB TARTS.

Take rhubarb stalks, which grow in the garden, peel them, and cut them into small pieces. Then do in every respect as in making a gooseberry tart.

---

SPINACH TARTS.

Scald some spinach in boiling water, and then drain it quite dry; chop it, and stew it in some butter and cream, with a very little salt, some sugar, some bits of citron, and a very little orange-flower water. Put it into very fine puff paste, and let it be baked in a moderate hot oven.

---

TO KEEP WINES FROM TURNING SOUR.

Boil a gallon of wine with half an ounce

---

ART OF CONFECTIONARY.

---

of beaten oyster shells, or crabs' claws, burnt into powder, to every ten gallons of your wine; then strain out your liquor through a sieve, and when cold put it into your wine of the same sort, and it will destroy the acid, and give it a pleasant taste.

A lump of unslacked lime put into your cask, will also keep wine from turning sour.

---

BREAD CHEESECAKES.

Slice a penny loaf as thin as possible; pour on it a pint of boiling cream, and let it stand two hours; then take eight eggs, half a pound of butter, and a nutmeg grated; beat them well together, and mix them into the cream and bread, with half a pound of currants, well washed and dried, and a spoonful of white wine, or brandy; bake them in patty pans or raised crusts.



## RICE CHEESECAKES.

Boil four ounces of rice till it is tender, and then put it into a sieve to drain; mix it with four eggs well beaten up, half a pound of butter, half a pint of cream, six ounces of sugar, a grated nutmeg, and a glass of brandy, or ratafia water. Beat them all well together, and then put them into raised crusts, and bake them in a moderate oven.

---

ALMOND CHEESECAKES.

Take four ounces of almonds, blanch them, and beat them with a little orange-flower water; add the yolks of eight eggs, the rind of a lemon grated, half a pound of melted butter, and sugar to your taste; lay

---

 ART OF CONFECTIONARY.
 

---

thin puff paste at the bottom of your tins, and little slips across. Add about half a dozen bitter almonds.

### LEMON CHEESECAKES.

Boil the peelings of two large lemons till they are tender; then pound them well in a mortar, with a quarter of a pound of loaf sugar, the yolks of six eggs, and half a pound of fresh butter; lay puff paste in your patty pans, fill them half full and bake them.

Orange cheesecakes may be done the same way; but you must boil the peel in two or three waters, to deprive it of its bitter taste.

**BAKED CUSTARDS.**

Boil a pint of cream with some mace and cinnamon; and when it is cold, take four yolks and two whites of eggs, a little rose and orange-flower water, sack, nutmeg, and sugar to your palate. Mix them well together and bake it in cups.

**RICE CUSTARDS.**

Put a blade of mace and a quartered nutmeg into a quart of cream; boil it, then strain it, and add to it some whole rice boiled, and a little brandy. Sweeten it to your palate, stir it over the fire till it thickens, and serve it up in cups or a dish. It may be used either hot or cold.

---

---

ART OF CONFECTIONARY.

---

---

ALMOND CUSTARDS.

Take a quarter of a pound of almonds, blanch and beat them very fine, and then put them into a pint of cream, with two spoonfuls of rose water. Sweeten it to your palate; beat up the yolks of four eggs very fine, and put them in. Stir all together one way, over the fire, till it is thick, and then pour it into cups.

---

BEEF CUSTARDS.

Set a pint of beef over the fire with a little cinnamon, and three bay leaves, and let it be boiling hot. Then take it off and have ready mixed a spoonful of flour, and the same of thick cream. Pour

the hot beest upon it by degrees, mix it well together, and sweeten it to your taste. You may bake it either in crusts or in cups.

---

BRIDE CAKE.

Take four pounds of fine flour, well dried, four pounds of fresh butter, and two pounds of loaf sugar. Pound and sift fine, a quarter of an ounce of mace, and the same of nutmeg; and to every pound of flour put eight eggs well beat. Wash four pounds of currants, pick them well and dry them before the fire. Blanch a pound of sweet almonds, and cut them length-ways very thin; take a pound of citron, a pound of candied orange, the same of candied lemon, and

---

**ART OF CONFECTIONARY.**

---

half a pint of brandy. First work the butter to a cream with your hand, then beat in your sugar a quarter of an hour, and work up the whites of your eggs to a very strong froth. Mix them with your sugar and butter, beat your yolks half an hour at least, and mix them with your other ingredients.—Then put in your flour, mace, and nutmeg, and keep beating it well till the oven is ready: put in your brandy, and beat in lightly your currants and almonds. Tie three sheets of paper round the bottom of your hoop, to keep it from running out, and rub it well with butter. Then put in your cake, and place your sweetmeats in three layers, with some cake between every layer. As soon as it is risen and coloured, cover it with paper, and bake it in a moderate oven, Three hours will bake it.

## TO MAKE BARM.

Boil two ounces of the best hops in a quart of water, till it is reduced to a pint, then strain it. Take half a pound of flour sifted, and one ounce of isinglass dissolved in warm water. Mix the whole together in six quarts of warm water, and a little barm, then let it stand for thirty hours, in a warm place, and it will become excellent barm fit for any purpose.

## TO CLEAR ALL KINDS OF SUGAR.

Take a little gum arabic, and a little isinglass dissolved in hot water; pour it, when dissolved, into your sugar, when it is boiling; and it will clear all the sedi-

## ART OF CONFECTIONARY.

ment to the top of your pan, which you must skim off as often as it rises.-- Loaf sugar may be cleared with the white of an egg, isinglass, or gum arabic; and a little of each will do.



THE  
NEW WHOLE ART

OF

**Sugar Boiling, &c.**

---

TO MAKE TWIST.

**P**UT six pounds of loaf sugar into a pan with a pint and a half of water, boil it gradually for half an hour; when it is boiled enough it will snap like glass, by putting the tube of a pipe into the pan, and then into water; after which it must be poured out on a smooth stone till cold; then take a part of that, and pull it on a long nail till it becomes very white; then lap it over the other which is on the stone; and make it up either for twist, or cut it into short lengths.

## TO MAKE BARLEY SUGAR.

Boil one pound of loaf sugar in a tea-cupful of water, over a slow fire for half an hour; keep skimming it as often as any scum arises on the surface, till enough; try it as before, with a pipe in cold water, and pour it on a stone. You must not pull this, but make it into long sticks, and clear it with vinegar and rum.

---

PARADISE TWIST.

Boil three pounds of loaf sugar, in half a pint of water, for half an hour; put in it a little gum water to clear it, and a table-spoonful of vinegar, which will cause it to give you more time to make it up; pull one part of it and lap it over the other; cut into twist, roll and streak it with red and white.

## COMMON BARLEY SUGAR.

Boil three pounds of coarse raw sugar in three tea-cups full of water, over a slow fire, for half an hour. Dissolve a little gum in hot water, and put it in to clear; keep scumming while any scum rises; when enough it will snap like glass; cut it into long sticks.

---

LOZENGES.

---

Boil three pounds of raw sugar in one pint of water, for an hour, over a slow fire, do not skim it; when boiled enough it will snap like glass, by trying it in cold water, then pour it on your stone. When cold make it into long rolls, and cut it with a pair of scissors into small lumps, make them round and stamp them with a large seal or shape of a crown, made for that purpose.

---

**ART OF CONFECTIONARY.**

---

☞ Observe, to drop a few drops of the oil of peppermint into your sugar when boiled and poured upon the stone; it will give it a strong taste and smell of peppermint.

---

**COMMON TWIST.**

Boil three pounds of raw sugar in one pint of water over a slow fire; skim it not; when boiled enough, pour it on a stone; take a part of it and pull it as you would wax, and it will turn white; twist it over the other and roll it small; then cut it into lengths of twist. Put a few drops of the oil of peppermint, as mentioned before, when poured on the stone.

## OBSERVATIONS.

All kinds of sugars are boiled in the same manner as before directed; only when you boil loaf sugar, to about three pounds of which use a table spoonful of vinegar; it prevents it from going too hard and glassy while you are making it up.

You may make birds, &c. of all kinds, out of loaf sugar, when boiled and pulled till white as snow.

Loaf sugar, also, when boiled, by pulling it very well, rolling it into long rolls and twisted a little, will make rock, which is commonly called snowy rock, or snow.

Sugar when boiled may be made into small balls, called bull's eyes.

You may twist, roll, and cut it into any shape you choose.

---

**ART OF CONFECTIONARY.**

---

**TO MAKE SUGAR LOAF.**

Take six pounds of raw sugar, a little bullock's blood and water; boil it, and keep skimming till it is clear, and comes to a candy round the edges of the pan; then pour it into a mould in the shape of a sugar loaf; make strong lime water; and when the sugar is cold in the mould, pour the water over it.

---

**TO MAKE PEPPERMINT CORDIAL.**

Take sixty drops of the oil of peppermint, a little loaf sugar, and a glass of rum or brandy, (brandy is the best); put all together into a marble mortar, and work them well; then add eight quarts of water, and put more brandy and sugar till it becomes a pleasant cordial.

---

 THE NEW WHOLE
 

---

☞ Observe the oil of peppermint will not mix with water, without some kind of spirits.---This is a pleasant and wholesome cordial.

---

 TO MAKE PEPPERMINT CORDIAL

Take sixty drops of the oil of peppermint a little loaf sugar, and a glass of rum or brandy (brandy is the best); put all together into a marble mortar, and work them well; then add eight parts of water, and put more brandy and sugar till it becomes a pleasant cordial.

THE  
NEW WHOLE ART  
OF  
Candying, &c.

---


CANDIED PEPPERMINT.

**BOIL** three pounds of raw sugar in a pint of water, till you perceive your sugar, candy round the side, then take your pan off the fire, and drop sixteen drops of the oil of peppermint therein, then pour it out into little round hoops made of tin; or butter a large piece of paper, and lay it on your stove with a square frame on your paper; and pour your sugar on the paper; and it will become all over beautifully spotted, and you may, with a knife, cut it into what size or shape you please.



## CANDIED LEMON.

Boil three pounds of loaf sugar in a pint of water, till candied ; then drop sixteen drops of essence of lemons therein, stir it well, and then pour it out immediately.

 You may make it up in the same way as the candied peppermint.

---

CANDIED GINGER.

Boil three pounds of raw sugar, in one pint of water, till candied, then grate some ginger into it, stir it well, and then pour it out immediately.

Make it up as before directed.

---

CANDIED LOAF SUGAR.

Boil three pounds of loaf sugar in one

---

 ART OF CONFECTIONARY.
 

---

pint of water, till candied; pour it out upon some pieces of paper which have been previously rubbed with butter, and it will be very clear.

You may either use oil of peppermint, or essence of lemons.

---

 HOREHOUND CAKE.

Boil three pounds of raw sugar in one pint of water, till candied: then rub a little dried horehound into the pan while boiling.

Pour it on buttered paper as before.

---

 ROLL GINGERBREAD.

Take seven pounds of treacle, two pounds of oatmeal sifted, seven pounds of flour, two ounces of alum which has been previously

---

THE NEW WHOLE

---

melted in treacle, one ounce of ground ginger, and one ounce of caraway seeds; rub one pound of butter into the flour, and stir the alum well among the treacle, then mix all up together stiff, roll it out thin; then mark it with a mould on purpose; lay it on tins which you have previously rubbed with a little butter; and bake it in a moderate hot oven.

When baked, gloss it over with butter, gum, and an egg dissolved in water.

---

WHITE GINGERBREAD.

Take three pounds of fine raw sugar, pounded small, and six pounds of fine flour; rub one pound of butter into the flour, and half an ounce of caraway seeds; mix all well together in milk.

---

ART OF CONFECTIONARY.

---

Make it light with the same as the Bath cakes, and marked and baked as the brown gingerbread.

---

BEST GINGERBREAD BUTTONS.

Take seven pounds of treacle warmed, two pounds of sugar, two pounds of oatmeal, two pounds of butter, rubbed in seven pounds of flour, one ounce of candied lemon peel cut very small, one ounce of caraway seeds, and a little cinnamon or clove pepper; mix all together stiff, and make it in very small balls; bake them on tins in a slow oven.

---

SNAP GINGERBREAD BUTTONS.

Take three pounds of treacle, one pound of sugar, ginger, seeds, &c. and half a

---

THE NEW WHOLE

---

pound of butter rubbed in two pounds of flour; mix all together, and drop them on tins; bake them in a slow oven.

---

HUNTING GINGERBREAD NUTS.

Take three pounds of treacle, one pound of coarse raw sugar, one pound of butter rubbed into four pounds of flour, two teaspoonfuls of the essence of lemon, ginger, seeds, &c. mix all together, make them up in the same way as snap gingerbread, and bake them in a slow oven.

---

PEPPERMINT DROPS.

Dissolve half an ounce of isinglass, and one ounce of gum arabic, in about a quart of boiling water; let it stand for two hours; grate seven pounds of loaf sugar, sift it

---

**ART OF CONFECTIONARY.**

---

through a fine sieve, add forty drops of the oil of peppermint, and beat them well together, drop them on paper, and dry them at a stove, or in a warm room---They will be some days before they are dry.

---

**ANOTHER METHOD OF MAKING PEPPERMINT DROPS.**

Mix one pound of loaf sugar, finely grated with the whites of two eggs; add to it ten drops of the oil of peppermint; drop them on paper, and dry them, as before directed.

---

**NELSON'S BUTTONS.**

Are made the same way, but dropped larger, and coloured on the top with rose or Dutch pink.


## COMFITS.

Take one pound of raw sugar, and make it into syrup with water; then take one pound of coriander seeds, and dip them in the syrup; then put the seeds into a sieve with a little flour; shake them well in it, and then set them to dry. Keep steeping them in the syrup, adding flour, and drying them, till they are of the size you want them to be.

---

 CARAWAY COMFITS.

Are made the same way as above.

 The colouring for comfits is rose or Dutch pink.

---

 PEPPERMINT LOZENGES.

Dissolve half an ounce of isinglass, and one ounce of gum arabic, in a quart of

---

**ART OF CONFECTIONARY.**

---

boiling water, and let it stand till cold. Grate seven pounds of loaf sugar, and sift it through a fine sieve; then add forty drops of the oil of peppermint. Mix all together pretty stiff. Lay part of your sugar on a fine marble stone, roll it thin, and cut it with a tin mould of the size of the lozenge.

---

**PIPE LOZENGES.**

Are made as above, and rolled with a small flat board until round.

---

**PEPPERMINT DROPS TO BE SOLD BY WEIGHT.**

Dissolve half an ounce of isinglass and one ounce of gum arabic, in a quart of boiling water; let it stand till cold; grate



---

THE NEW WHOLE

---

seven pounds of loaf sugar, and add forty drops of the oil of peppermint, and mix them with the above till stiff. Drop them on paper, with a dropper made of tin, and set them to dry. When dry, take them off the paper, and keep them in a dry place for sale.

---

USEFUL OBSERVATIONS.

A marble stone must be provided, to make your paste on, also to pour your sugar on when boiled.---In purchasing all your articles, be careful to have them good and genuine.

---

EVERLASTING SYLLABUBS.

To five pints of the thickest and best cream you can procure, add half a pint of Rhenish, the same quantity of sack, and the

---

ART OF CONFECTIONARY.

---

juice of two or three Seville oranges, according as they are in size; sweeten these ingredients with at least a pound of double refined sugar, that has been pounded to powder and well sifted; whisk all together with a spoonful of rose or orange water, for about half an hour, without intermission; then take off the froth, and fill your glasses with it. These syllabubs will keep a week or fortnight; and are better to be used the day after they are made, than immediately.

The best method however, of whipping any syllabubs is to have ready by you a large chocolate mill, which should be reserved for that particular purpose, and a large deep bowl to perform the operation in, by that means your froth will not only be sooner raised, but stand much stronger. Of the thin part that is left at the bottom, you may, (if you think proper), make a

---

THE NEW WHOLE

---

very fine flummery. When you are so inclined, you must have in readiness by you a small quantity of calf's foot jelly, both boiled and clarified; as soon as it is cold, take the fat off, and clear it with the whites of eggs, and run it through a flannel bag, then mix it with what you reserved from your syllabubs.

When you have sweetened it with double refined sugar to your taste, give it a boil, then pour it into large china cups or basins; turn it out when it is quite cold, and your flummery is made.

---

QUINCE CREAM:

Take quinces when they are full ripe, cut them in quarters, scald them till they are soft, pare them, and mash the clear part of them and the pulp, and put it through a

---

**ART OF CONFECTIONARY.**

---

sieve; take an equal weight of quince and double refined sugar beaten and sifted, and the whites of eggs, beat till it is as white as snow, then put it into dishes. You may do apple cream the same way.

---

**CREAM OF ANY PRESERVED FRUIT.**

Take half a pound of pulp of any preserved fruit, put it in a large pan, add to it the whites of two or three eggs, beat them well together for an hour, then with a spoon take off the froth, and lay it heaped up high on the dish and salver without cream, to put in the middle basin.---Raspberries will not do in this way.

---

**HARTSHORN JELLY.**

Put half a pound of hartshorn into three quartarts of water, and boil it till it comes to a

---

THE NEW WHOLE

---

jelly over a slow fire, strain it before it goes cold, then put it into a saucepan that is very well tinned, and add to it about a pint of Rhenish wine, and a quarter of a pound of double refined sugar, when you have beat up the whites of half a dozen eggs into a froth, stir all the ingredients well together, that the whites be well mixed with your jelly; when it is boiled for a few minutes add to it the juice of three or four lemons, and then give it another boil for two minutes, as soon as you find it well curded and very white, have in readiness your jelly-bag laid over a china dish, pour your jelly into it, and back again, till it is as clear as rock water; thus duly prepared fill your glasses with a clean spoon, have ready for the purpose the rind of lemons pared as thin as possible, and as soon as you have half filled your glasses, throw your peel into your

---

 ART OF CONFECTIONERY.
 

---

basin, over which your bag is laid, and by that time all your jelly will be run out, and appear of a fine amber colour. As there is no certain rule to be prescribed for putting in the ingredients, put in what quantity of lemon juice and sugar as is most agreeable to your taste.

---


 CURRANT JELLY.

Strip the fruit, and in a stone jar stew them in a saucepan of water, or by boiling it on the hot earth; strain off the liquor, and to every pint weigh a pound of loaf sugar, put the latter in large lumps into it in a stone or china vessel, till nearly dissolved; then put it into a preserving pan; simmer and skim it as necessary.---When it will jelly on a plate, put it in small jars or glasses.

## HOW TO FINE ALE

OR ANY OTHER MALT LIQUOR AFTER THUNDER,  
OR ANY OTHER CAUSE THAT MAKES IT THICK OR  
CLOUDY.

Take about a gallon of the beer that is thick  
or cloudy, put it into a saucepan, add about  
an ounce of new hops and a handful of salt,  
boil it over a fire for half an hour, return it  
into the barrel and stir it well for about ten  
minutes, and in twelve hours the beer will be  
as fine as rock water.

 The above is a sufficient quantity for  
a barrel or thirty-six gallons, and so in pro-  
portion for larger or smaller casks.

---

HOW TO CURE ROPY BEER OR ALE.

Take a small handful of hyssop, tie it in a  
bundle, put it into the cask or barrel, stir it  
well with a stick for a quarter of an hour,  
then bung down, and the beer will be per-  
fectly cured in a week at most.

---

**ART OF CONFECTIONARY.**

---

**HOW TO RESTORE STALE OR HARD  
BEER OR ALE.**

Take the upper crust of a sixpenny loaf and toast it very hard, cover it well with mustard, (made with simple water), cut it into square pieces, put them into the cask, and in a fortnight it will be as mild as when brewed only a month or two.

---

**TO BOTTLE PORTER:**

It is necessary to observe, before you begin bottling, to have the bung out of the cask for a few days; observe that your bottles are dry and corks sound, before you cork, put a tea-spoonful of ground rice into each bottle, and your porter will be fit for use in a fortnight or three weeks.



## TO BOTTLE ALE.

When you intend to bottle your ale, leave the bung out for several days, as with porter, and the same care is to be observed as to the bottles and corks; take a tea-spoonful of brown sugar, or a raisin, and put into each bottle, and your ale will be fit for use in a very short time. You must be careful not to place your bottles too near each other, in case any should burst, which will sometimes happen, and one bottle may break several.

All kinds of ale should be bottled in the same manner, taking the usual care as to bottles and corks; as much good ale is spoiled owing to bad corks and bad management.

---

CIDER.

To improve the favour of your cider, put

---

ART OF CONFECTIONERY.

---

one gallon of the best brandy, highly coloured with cochineal, one pound of alum, and three pounds of sugar candy, to every hogshead of cider, mixing it well together; and when you intend to bottle, leave your bung out for a day or two.---Take care to look to your bottles and corks, as nothing will tend more to the injury of cider, as well as any other liquor, than bad corks.

---

PERRY.

Nothing will tend more to the flavour and improvement of perry than adding one gallon of the best brandy, two pounds of prunes, and two pounds of sugar candy, to every hogshead, mixing the whole well together; when you intend bottling, observe the same directions as for cider, &c.

# CONTENTS.

---

	PAGE.
TEA CAKES .....	7
Shrewsbury, or Sugar Cakes .....	8
Bath Cakes .....	8
Currant Cakes .....	9
Common Seed Cake .....	9
Spice Cakes .....	10
Pound Cakes .....	10
✓ Banbury Cakes .....	11
Salisbury Cakes .....	11
Bunns .....	12
Funeral Bunns .....	12
Queen Cakes .....	13
Pop .....	14
To take away the ill scent of Wines .....	14
✓ Piklets .....	14
Yorkshire Muffins .....	15
Buttered rolls, or Rusks .....	16
Puff Paste .....	16
Funeral Biscuits .....	17
Sponge Cakes .....	18
Crushers .....	18
✓ To make vinegar .....	19
Raisin Loaf .....	19
Iceing for Cakes of all kinds .....	20

	PAGE,
Naples and Savoy Biscuits .....	21
Spiced Cakes for a Feast .....	21
Rhubarb Tarts .....	22
Spinach Tarts .....	22
To keep Wines from turning Sour .....	22
Bread Cheesecakes .....	23
Rice Cheesecakes .....	24
Almond Cheesecakes .....	24
Lemon Cheesecakes .....	25
Baked Custards .....	26
Rice Custards .....	26
Almond Custards .....	27
Beest Custards .....	27
Bride Cake .....	28
To make Barm .....	30
To clear all kinds of Sugar .....	30
To make Twist .....	32
Barley Sugar .....	33
Paradise Twist .....	33
Common Barley Sugar .....	34
Lozenges .....	34
Common Twist .....	35
Observations .....	36
To make Loaf Sugar .....	37
To make Peppermint Cordial .....	37
Candied Peppermint .....	39
Candied Lemon .....	40
Candied Ginger .....	40
Candied Loaf Sugar .....	40

	PAGE.
Horehound Cake .....	41
Roll Gingerbread .....	41
White Gingerbread .....	42
Best Gingerbread Buttons .....	43
Snap Gingerbread Buttons .....	43
Hunting Gingerbread Nuts .....	44
Peppermint Drops .....	44
Another method for ditto .....	45
Nelson's Buttons .....	45
Comfits .....	46
Carraway Comfits .....	46
Peppermint Lozenges .....	46
Pipe Lozenges .....	47
Peppermint Drops to sell by weight .....	48
Useful Observations .....	48
Everlasting Syllabubs .....	48
Quince Cream .....	50
Cream of any preserved Fruit .....	51
Hartshorn Jelly .....	51
Currant Jelly .....	53
How to fine Ale, &c. ....	54
How to cure Ropy Beer or Ale .....	54
How to restore Stale or Hard Beer or Ale .....	55
To bottle Porter .....	55
... bottle Ale .....	56
... improve the flavor of Cider.....	56
... Ditto           do.     Perry .....	57