

The new professed cook : adapted to the families of either noblemen, gentlemen, or citizens, containing upwards of seven hundred French and English practical receipts in cookery and one hundred in confectionary, to which is added bottling of fruits and juices, home-made wines, distilling, pickling and preserving, and many other articles of information necessary to be known by every mistress of a family, and servant / by Robert Reynolds.

Contributors

Reynolds, Robert, active 1815-1829.
University of Leeds. Library

Publication/Creation

[London] : Printed for J. Booth, Duke Street, Portland Place, 1829.

Persistent URL

<https://wellcomecollection.org/works/ma6ses5y>

Provider

Leeds University Archive

License and attribution

This material has been provided by This material has been provided by The University of Leeds Library. The original may be consulted at The University of Leeds Library. where the originals may be consulted.

This work has been identified as being free of known restrictions under copyright law, including all related and neighbouring rights and is being made available under the Creative Commons, Public Domain Mark.


You can copy, modify, distribute and perform the work, even for commercial purposes, without asking permission.

**wellcome
collection**

Wellcome Collection
183 Euston Road
London NW1 2BE UK
T +44 (0)20 7611 8722
E library@wellcomecollection.org
<https://wellcomecollection.org>



*The University Library
Leeds*



LEEDS UNIVERSITY LIBRARY

Classmark:

COOKERY

A REY



3 0106 01121 9713

1815

K-2



Digitized by the Internet Archive
in 2015

THE NEW
PROFESSED COOK,

ADAPTED TO THE FAMILIES OF EITHER
NOBLEMEN, GENTLEMEN, OR CITIZENS;

CONTAINING UPWARDS OF
SEVEN HUNDRED
FRENCH AND ENGLISH
PRACTICAL RECEIPTS IN COOKERY,
AND
ONE HUNDRED
IN
CONFECTIONARY;

TO WHICH IS ADDED,

BOTTLING OF FRUITS AND
JUICES;
HOME-MADE WINES;

DISTILLING;
PICKLING AND PRE-
SERVING;

*And many other Articles of Information necessary to be known
by every MISTRESS of a Family, and SERVANT.*

SECOND EDITION,
WITH CONSIDERABLE ADDITIONS.

BY ROBERT REYNOLDS,

COOK TO HIS GRACE THE DUKE OF PORTLAND,
AND PUPIL OF THE LATE MR. P. SIMON, COOK TO HIS MAJESTY,
AND TO THE KING OF FRANCE.

PRINTED FOR J. BOOTH, DUKE STREET,
PORTLAND PLACE.

1829.

UNIVERSITY
LIBRARY,
LEEDS.

76240

HOWLETT AND BRIMMER, PRINTERS,
10, FRITH STREET, SOHO.

PREFACE

TO THE SECOND EDITION.

THIS work is a practical one, and easy to be understood by those who have the least insight into Cookery.—Unlike other publications on the same subject, it is not made up of obsolete Receipts, borrowed from preceding authors,* and retained only with the view of increasing the price of the book.—When I state these facts, it will not, I trust, be thought presumptuous in me, to assert that mine in trial will be found the most truly valuable work on Cookery extant; all the following receipts I daily practise myself, and they are equally well suited to all families where elegance and economy are studied with due regard to the

* Ten receipts only from the *Almanach des Gourmands*, which are acknowledged where they occur, form the exceptions to this statement, and these are given rather on account of their singularity than for any other reason.

situation of the parties and circumstances, comprehending the table and house of the nobleman to that of the most humble tradesman.—And I regret to observe in this place, that there are very many good cooks capable of dressing the finest dinners, but have not the least contrivance, or economy, launching out to the highest pitch of extravagance, without the least possible use, destroying every thing before them. This extravagance is particularly noticeable with those kitchen-boys, (for they cannot be called cooks,) that come over yearly from France.

In this edition are now first given one hundred choice Receipts in CONFECTIONARY, besides several for bottling of fruits and juices, Distilling, and Pickling.—These have been added because the last edition of my work was considered by many of my friends as incomplete without Receipts of so much importance and general use to the accomplished housekeeper and amiable mistress of a family.

On the mode of laying out a dinner I would observe, that the present fashion is neither to fill the dishes, nor to cover the table to half the same extent as formerly was practised.—This fashion is founded in good taste, and must be a permanent

one in all civilized societies; for what can display worse judgment than to fill the side dishes or *entrées* so full that the sauce must run over, or to crowd tables with dishes even in the centre, where it is impossible to reach them without a violent and ungraceful motion, requiring also a strength of nerve, not always at command?—In fact, “the ponderous hospitality,” as Sir Walter Scott happily calls it, of former times, is completely banished, and would now appear to a well-bred person as extremely vulgar; because it would indicate that those invited to an entertainment were not accustomed to a dinner every day, and came with ploughmen’s or poets’ appetites.

With respect to the dessert, the dishes of fruit ought to be well filled, but placed in a light and fanciful manner—*picturesque* is perhaps a word which to an artist of genius will best convey my meaning—as most pleasing groups or combinations may be formed by a judicious arrangement of the fruit.

Before I conclude, I think it right to suggest, that all kitchens in larger families should, if possible, be constructed so as to prevent the admission of any servant whatever. Let the dinner, lunch, or supper, be put through a sliding door,

made in the wall, into a passage or adjoining room. Such architectural arrangement would prevent the confusion occasioned by servants interrupting and interfering in matters they know nothing about, and it would also prevent their conversation engaging the attention of those who, when employed in cooking, ought not to be disturbed, or have their minds directed from the subject. With many dishes—indeed with most—a moment is of the utmost consequence, and hence the complaint of the poet so often and so justly quoted:—

“God sends us good meat, but the devil sends cooks.”

The very great disadvantage of admitting men-servants, in particular, into the kitchen, is so obvious as scarcely to require explanation; and in every family where good order, regularity, and cleanliness are desired, the practice should be put a stop to.

R. R.

Jan. 1, 1829.

PREFACE

TO THE FIRST EDITION.

A PRINCIPAL consideration in Cookery being fuel, and which is most expensive, when ill managed, I beg leave to offer a few remarks, in stating, that upon moderate calculation, eight and ten shillings worth of coals are destroyed in the day, with old fashioned, bad constructed ranges; these it will be needless to describe; but I shall mention the form and make of a modern one, which is almost the reverse of the former. The width and size of a kitchen range, ought to suit the situation and family it is intended for; but as a specimen, for form and dimension, if large or small, they should be equally proportioned; five or six bars are generally the depth approved of; and reversing the old system, the bottom should be broad, and the top comparatively narrow; for instance, if the bottom is nine inches broad, the top should be six only, bearing forward three inches; by which means the fire, if properly attended to, is always clear at the bottom, and the

heat thrown where it is wanted; instead of which, the old system was to send the heat up the chimney, from the range being placed too high, with a broad top, and so near the chimney piece, as to cause four times a greater draught than the present mode, at the same time taking at least double the quantity of coals or fuel. I do not introduce this assertion on mere theory, but from practice and plain matter of fact, that all the reasoning in the world cannot contradict, although it is difficult to destroy old customs.

Respecting the stoves, I think it advisable to have them built square at bottom, instead of arched, so that a stewpan may be placed as well under the fire as above it, by which means you have every advantage of the heat of the stoves; which advantage will be the saving of charcoal, a most expensive article.

It is needless to say much regarding the management and detail of the kitchen, as the necessity must be evident to every person employed, that the most perfect cleanliness, regularity, and order, should be observed; and thus it is an important duty of the clerk of the kitchen, or head cook, to see that it is so.

TABLE OF CONTENTS.

<i>Different Things as in Season throughout the Year.</i>	Page		Page
Meat and Venison.....	1	To choose Rabbits.....	11
Poultry and Game	ib.	———— Sturgeon	12
Fish	2	———— Turbot	ib.
Fruits	3	———— Salmon	ib.
Vegetables, Roots, and		———— Trout	ib.
Herbs	4	———— Cod	ib.
		———— Skate.....	ib.
		———— Soles	13
		———— Smelts	ib.
		———— Herrings	ib.
		———— Tench	ib.
		———— Eels	ib.
		———— Whittings	ib.
		———— Prawns and	
		Shrimps	14
		———— Lobsters	ib.
		———— Crabs	ib.
		———— Oysters.....	ib.
		A receipt to promote the	
		digestion of Oysters..	ib.
		Directions for keeping	
		the Kitchen accounts .	15
		<i>Salting.</i>	
		To salt Beef	17
		———— Hung Beef	ib.
		———— Tongues	18
		———— Leg of Mutton..	ib.
		———— Pork	ib.

	Page		Page
Pickled Pork.....	19	To carve Leg of Mutton	30
To salt Hams.....	ib.	——— Shoulder of do.	ib.
——— Hams smoked ..	20	——— Neck of do....	31
——— Bacon.....	ib.	——— Saddle of do... ib.	
		——— ForeQuarter of	
		Lamb	ib.
<i>Boiling.</i>		——— Pig	ib.
To boil Beef	21	——— Sparerib of Pork	32
——— Tongues	22	——— Hams	ib.
——— Leg of Mutton..	ib.	——— Haunch of Ve-	
——— Leg of Mutton		nison	ib.
another way	ib.	——— Fish	ib.
——— Neck of Veal ..	ib.	——— Fowls.....	33
——— Leg of Lamb ..	23	——— Turkeys and	
——— Leg of Pork....	ib.	Turkey Poults	ib.
——— Ham	ib.	——— Pheasants and	
——— Bacon	24	Partridges	ib.
——— Pigs' feet and ears	ib.	——— Pigeons.....	ib.
——— Cow-heel	ib.	——— Geese.....	34
		——— Ducks	ib.
		——— Moor Fowl ..	ib.
<i>Directions for Trussing.</i>		——— Woodcocks and	
To truss Fowls.....	24	Snipes	ib.
——— Turkeys	25	——— Larks and small	
——— Turkey Poults	ib.	birds.....	ib.
——— Pheasants and		——— Hares	ib.
Partridges	ib.	——— Swans.....	35
——— Pigeons	26	——— Rabbits	ib.
——— Geese.....	ib.		
——— Ducks	27	<i>Bills of Fare.</i>	
——— Moor Fowl ..	ib.	Table for Twelve, first	
——— Woodcocks and		and second course....	36
Snipes	ib.	Table for Sixteen, first	
——— Larks, Wheat-		and second course....	38
ears, and small birds..	ib.	Table for Twenty, first	
——— Hares	ib.	and second course....	40
——— Rabbits	28	Table for Six, first and	
——— Swans.....	ib.	second course	42
		Table for Ten, first and	
<i>Directions for Carving.</i>		second course.....	ib.
To carve Round of Beef	29		
——— Brisket	ib.	<i>Soups.</i>	
——— Sirloin	ib.	Consommé, or Jelly Broth	45
——— Beef Tongue ..	ib.	Espagnole	46
——— Fillet of Veal ..	ib.		
——— Breast of do ..	30		

	Page		Page
Beef Stock	46	Soupe à la Reine	61
Portable Soup, or Glaze	ib.	——— Lorraine	ib.
Glaze for glazing Meat .	47	Potage au Vermicelli à	
Turtle Soup	ib.	l'Allemande, or Ver-	
Nageoires de Tortue, or		micelli Soup à l'Alle-	
the Turtle-fins	50	mande	62
Mock-Turtle, or Calf's-		——— au Vermicelli à la	
head Soup	ib.	Reine	ib.
Potage à la Jambe de Bois	ib.	——— au Riz à la Reine,	
——— aux Légumes, or		or Rice Soup à la	
Vegetable Soup.....	51	Reine	ib.
——— à la Jardinière, or		——— à la Purée d'O-	
Garden Soup.....	53	seille, or Sorrel Soup	ib.
——— à la Julienne....	ib.	——— à l'Espagnole, or	
——— à l'Hoche-pot....	54	Spanish Soup	63
——— aux Navets, or		——— à la Française, or	
Turnip Soup	ib.	French Soup	ib.
——— à la Purée de Céle-		——— à la Bourgeoise, or	
ri, or Celery Soup....	55	Citizen's Soup	64
——— aux Laitues, or		Soupe de Santé, or Health	
Lettuce Soup.....	ib.	Soup	65
——— au Chicorée, or		——— à l'Ivrøgne, or	
Endive Soup	ib.	Drunkard's Soup	66
——— à l'Angloise, or		Potage aux Asperges, or	
English Soup	56	Asparagus Soup.....	ib.
——— du Printems, or		——— à la Purée de Gi-	
Spring Soup	ib.	bier, or Game Soup ..	67
——— à la Purée de Lai-		——— à la Court-bouil-	
tues, or Lettuce Soup in		lon	68
a Purée	57	——— aux Oignons	
——— à la Purée de Pois		blancs, or white Onion	
verts, or green Pea		Soup	ib.
Soup	ib.	——— à la Sainte-Mene-	
——— à la Purée de Pois,		hould	69
for Winter	58	——— à la Flamande, or	
——— à la Queensberry	59	Flemish Soup.....	ib.
——— au Faubonne....	ib.	——— de l'Esturgeon, or	
——— de Printanier ..	ib.	Sturgeon Soup	70
——— à la Purée de Len-		——— d'Ecrevisses, or	
tilles, or Lentile Soup	60	Crawfish Soup	71
——— au Riz, or Rice		To make a Coulis of Craw-	
Soup	ib.	fish au Gras, and au	
——— au Vermicelli, or		Maigre	72
Vermicelli Soup	ib.		

	Page		Page
<i>Roasting.</i>			
To roast Venison	74	Fillets of Beef in Mari-	
—— Haunch of Mut-		nade.....	86
ton	75	Rouleaux de Bœuf	ib.
—— Saddle of ditto..	ib.	Côtelettes de Bœuf aux	
—— Fore Quarter of		Coucombres	87
Lamb	76	Fillets de Bœuf à la Vi-	
—— Fillet of Veal..	ib.	naigrette	ib.
—— a Neck, Leg, or		Surlonge de Bœuf en Epi-	
Loin of Pork.....	ib.	gramme	88
—— a Sparerib of ditto	77	Emincé de Bœuf aux Oig-	
—— Ham	ib.	nons	ib.
—— Fowls	ib.	Pièce de Bœuf à la Trem-	
—— Chickens	78	blante	ib.
—— Guinea-fowls....	ib.	Langue de Bœuf Rôti, or	
—— Geese.....	ib.	Beef Tongue Roasted	89
—— Turkeys	ib.	Emincé de Bœuf aux Cou-	
—— Pheasants	ib.	combres, or Mince Beef	
—— Partridges.....	79	with Cucumbers	89
—— Pigeons	ib.		
—— Ducks, tame and		<i>Dishes and Entrées of Mutton.</i>	
wild	ib.	Saddle of Mutton à la	
—— Woodcocks and		Breton.....	90
Snipes	80	Leg of Mutton, ditto ..	ib.
—— Quails	ib.	Neck of Mutton au Che-	
—— Ruffs and Rees..	ib.	vreuil	91
—— Rabbits	ib.	Fillets of Mutton, ditto	ib.
—— à Rôti sans Pa-		Côtelettes de Moutons	
reil	81	grillées à l'Italienne..	92
—— Hares	82	—— gril-	
		lées	ib.
		—— sautés	
		à la Purée de Pommes	
		de Terre	93
		—— glacées	
		aux Navets, or stewed	
		with Turnips	ib.
		—— glacées	
		with a Purée of Turnips	94
		—— in a	
		Haricot	ib.
		<i>Dishes and Entrées of Veal.</i>	
<i>Dishes and Entrées of Beef.</i>		Tête de Veau à l'Italienne,	
Pièce de Bœuf à la Maré-		or Calf's-head à l'Ita-	
challe	83	lienne	97
—— à l'Italienne	84		
—— aux Lé-			
gumes	ib.		
—— à la Bre-			
tonne	85		
—— aux Choux			
farce à la Dame Si-			
moné	ib.		
—— à la Purée			
de Lentilles	ib.		
Pièce de Bœuf à l'Angloise	86		

	Page		Page
Tête de Veau à la Bécha-		Veal Sweetbreads in Col-	
melle	97	lops, with Tarragon	
———— hashed ..	98	Sauce	108
———— à l'Espag-		———— à la	
nole, or with Brown		Maitre-d'Hôtel	ib.
Sauce	99	———— à la	
Neck of Veal à la Crème	ib.	Venétienne.....	ib.
———— — à la Royale	100	———— à l'Ita-	
———— piqué, glacé		lienne	ib.
à la Purée d'Oseille, or		———— aux pe-	
with Sorrel	ib.	tits Pois	109
———— à la Saint-		———— à la Bé-	
Garat	101	chamelle	ib.
Loin of Veal à la Bécha-		———— à la	
melle	ib.	Crème	ib.
———— à l'Espag-		Mince Veal à la Portu-	
nole	102	gaise	110
———— with a Ra-		———— in a Gratin..	ib.
gout	ib.	———— à la Royale	111
Fricandeau de Veau à la		———— in a Timbale	ib.
Purée d'Oseille, or a		Blanquette de Veau aux	
Nut of Veal with Sorrel	103	petits Pois, or with	
———— aux		young Peas	ib.
petits Pois, or with		———— ou	
young Peas	ib.	Champignons, or with	
———— aux		Mushrooms.....	112
Asperges en petitsPois,		———— en	
or withAsparagus Peas	ib.	Casserole au Riz.....	ib.
———— à la		———— à la	
Purée de Navets, or		Béchamelle.....	ib.
with Turnip Purée ..	104	———— à	
Fillet of Veal in a Ragoût	ib.	l'Allemande	ib.
Veal Cutlets grillées à		———— au	
l'Italienne	ib.	Macaroni, or with Ma-	
———— with		caroni	113
Mushrooms.....	105	Tendons de Veau à la	
———— à la Saint-		Purée d'Oseille.....	ib.
Garat	ib.	———— aux pe-	
———— à l'Espagnole,		tits Pois, or with	
or with Brown Sauce	106	young Peas.....	114
Veal Sweetbreads roasted	ib.	———— à la Pu-	
———— larded,		rée de Laitues, or with	
in a Ragoût.....	107	Lettuce Purée	ib.
———— à la		Breast of Veal rolled in	
Dauphine	ib.	a Ragoût	ib.

	Page		Page
Calf's Brains à la Ravigote, or with Tarragon Sauce	115	de Laitues, or with Lettuce Purée	122
———— en Matelotte	116	Lamb Cutlets au Céleri, or with Celery	ib.
———— à la Vénétienne	ib.	Lamb's Pluck, plain	125
———— en Ragoût mêlés, or in a mixed Ragoût	ib.		
		<i>Pork.</i>	
<i>Dishes and Entrées of Lamb.</i>		Leg of Pork with Peas Pudding	124
Leg of Lamb stewed with Peas	117	———— with a Purée of green Peas....	ib.
———— with Spinage	ib.	Pork Cutlets à la Sauce Robert, or with Carrier's Sauce.....	ib.
———— à la Purée de Laitues, or with Lettuce	118	———— with Onions	125
———— aux Courcumbres, or with Cucumbers	ib.	———— à la Bretonne	ib.
Breast of Lamb rolled in a Ragoût	119	Young Pig roasted	126
———— to be eat cold	ib.	———— à la Pierre Douillette	ib.
———— grillée, with Italian Sauce ..	120	Pig's Pettitoes à la Sainte-Menehould....	127
Loin of Lamb à la kebobeb	ib.	Pork Sausages	128
Lamb Cutlets en Epigramme	ib.	Mock Brawn	ib.
———— with Asparagus Peas	121		
———— grillée, with Mushrooms	ib.	<i>Entrées of Chicken.</i>	
———— aux Courcumbres, or with Cucumbers	ib.	Chickens à la Macédoine	130
———— à l'Allemande	ib.	———— à la Nelle....	ib.
———— à la Purée de Lentilles, or with Lentile Purée..	122	———— à l'Allemande..	131
———— à la Purée		———— farce à l'Estragon, or with Tarragon	ib.
		———— à l'Ecarlate ..	ib.
		———— grillés, with Mushrooms	132
		———— à la Turque..	ib.
		———— à l'Hollandaise	ib.
		———— à la Provençale	133
		———— aux Huitres, or with Oysters	ib.
		———— en Haricot-Vierge.....	134
		———— aux Haricots-verts, or with French Beans	ib.
		———— au Céleri, or with Celery	135

	Page		Page
Chickens aux Choufleurs, or with Cauliflowers..	135	Fillets of Chicken in savory Jelly	144
Poularde aux Truffes, or Fowl with Truffles ..	ib.	————— in an Italian Salad	ib.
————— aux Quenelles de Veau	ib.	Chicken or Fowl forced, in savory Jelly.....	145
————— à la Financière	136		
Fricassée of Chicken with Mushrooms.....	ib.	<i>Turkey.</i>	
————— à l'Ita- lienne	137	Turkey with Truffles ..	145
————— en Haricot-vierge	ib.	————— à l'Espagnole ..	146
————— aux petits Pois	ib.	————— with Sausages ..	ib.
Fillets of Chicken sauté à la d'Artoise.....	138	————— à la Royale	ib.
————— à la Béchamelle.....	ib.	————— with Oysters....	ib.
————— à la Maître-d'Hôtel	ib.	————— en Haricot-vierge	147
————— with Endive	ib.	————— in a Ragoût	ib.
————— à l'Ita- lienne	139	————— to be served cold	ib.
————— à la Ravigote	ib.	<i>Ducks.</i>	
————— à la Reine	ib.	Ducks stewed with red Cabbage	148
Blanquette of Chicken with Cucumbers	ib.	————— farce à l'Espagnole	ib.
————— in a Casserole of Rice	140	————— with a Purée of Carrots	149
————— with Macaroni	ib.	————— à la Bréton	ib.
Potage à la Camerani ..	141	————— aux Légumes, or with Vegetables.....	ib.
Cutlets of Chicken grilled	ib.	————— à la Braize	150
Mince Chicken, with the Legs broiled.....	142	————— à l'Orange	ib.
————— in a Timbale	ib.	————— en Salmis	151
Gratin of Chicken.....	143	————— en Salmis à l'Estra- gon	ib.
Croquettes of Chicken..	ib.	————— aux Truffes	ib.
————— à la Royale.....	ib.	————— grillées, et Champig- nons	152
		————— in a Tureen with young Peas.....	ib.
		<i>Pigeons.</i>	
		Pigeons farce à l'Estra- gon, or with Tarragon	153
		————— à la Dauphine	ib.
		————— à la Lune	ib.
		————— aux Truffes, or with Truffles	154

	Page		Page
Pigeons en Compote....	154	<i>Rabbits.</i>	
— au Court-bouillon	ib.	Rabbits boiled with	
— en Marinade....	155	white Onion Sauce....	165
— en Ragoût	ib.	— roasted with	
— grillés with Mush-		brown Onion Sauce ..	ib.
room Sauce	156	— in a Fricassée ..	166
— à l'Allemande ..	ib.	— à l'Italienne	ib.
— farce à l'Hollan-		Fillets of Rabbits en At-	
daise	157	telets	167
— aux Quenelles, à		— à la	
l'Espagnole	ib.	Maréchale	ib.
		Blanquette of Rabbits..	168
		<i>Hare.</i>	
<i>Pheasants.</i>		Hare au Chevreuil, or as	
Pheasant with Truffles	158	Roe-buck	169
— with Celery	ib.	— en Salmis, or Hash	ib.
— farce à l'Espag-		— en Ragoût.....	170
nole	ib.	— Civet	ib.
— à l'Italienne	ib.	Fillets of Hare aux Truf-	
— en Fillets	159	fes, or with Truffles..	171
— à l'Allemande ..	ib.	— grillés, aux	
— à la Turque	ib.	Coucombres	ib.
— en Gratin	160	Gâteau de Levraut, or	
		Hare Cake	172
		<i>Woodcocks and Snipes.</i>	
<i>Partridges.</i>		Woodcocks en Salmis ..	173
Partridges with Truffles	160	— en Salmis au	
— with red Cab-		Bernardin.....	174
bage.....	ib.	— en Salmis-	
— à la Lune	161	gunde	ib.
— à l'Italienne ..	ib.	— en Croquettes	175
— en Salmis, or		— en Vol au Vent	ib.
Hash	ib.	— and Snipes	
— grillés, with		roasted.. ..	ib.
Mushrooms	ib.	Snipes with Truffles ..	176
— farce à l'Estra-		— à l'Espagnole....	ib.
gon, or with Tarragon	162		
Fillets of Partridge grillés	ib.	<i>Sauces for every Occasion.</i>	
— sautés		Sauce Tournée, or plain	
— à l'Italienne	ib.	Sauce	178
— en		— à l'Espagnole, or	
Attelets	163	Spanish Sauce	179
Blanquette of Partridge		Butter Sauce	ib.
with Truffles	ib.		
— with young Peas....	164		
Croquettes of Partridge	ib.		

Page	Page		
Béchamelle	179	Sauce for baked Pike ..	190
Cream	180	To make Ketchup	191
Mushroom à l'Espagnole	ib.	Remoulade Sauce	ib.
White Mushroom Sauce	ib.	—	
Italian Sauce	ib.	<i>Dishes and Entrées of Fish.</i>	
Sauce à la Reine	181	Sturgeon roasted en Ma-	
— à la Venétienne ..	ib.	rinade	195
— à la Maître-d'Hotel,		— à l'Italienne ..	ib.
or House Steward's		— stewed with	
Sauce	ib.	Madeira Wine	ib.
— à la Hollandaise, or		Cutletsof Sturgeon grillés	196
Dutch Sauce	ib.	Fillets of Sturgeon sautés,	
— another Dutch Sauce	ib.	with young Peas	ib.
— à la Bretonne.....	182	—	
Egg Sauce	ib.	à la Maître d'Hôtel ..	197
Celery Sauce	ib.	—	
Onion Sauce, white	ib.	à la Turque	ib.
Ditto brown.....	183	—	
Sorrel Sauce	ib.	with Tarragon Sauce	ib.
Sauce Robert, or Car-		Mince Sturgeon à la	
rier's Sauce	184	Portugaise	ib.
Swan Sauce	ib.	Gratin of Sturgeon	ib.
Caper Sauce	ib.	Sturgeon in an Italian	
Sauce for roasted Rabbits	185	Salad	198
Bread Sauce	ib.	in savoury Jelly	ib.
Tomatus Sauce	ib.	Turbot boiled	199
Mint Sauce.....	ib.	— grillé	ib.
Apple Sauce	186	— small fried	ib.
Tarragon Sauce.....	ib.	— à l'Hollandaise..	200
Truffle Sauce	ib.	Fillets of Turbot sautés	
Cucumber Sauce	ib.	à l'Aurore	ib.
Larks dressed and gar-		—	
nished	187	with Mushrooms à la	
Venison Sauce	ib.	Béchamelle.....	ib.
To clarify Butter	ib.	— grillés	201
Gravy for roast Meat, or		Turbot with Macaroni	
plain Hashes	188	in a Gratin.....	ib.
Italian Sauce for Salads	ib.	Salmon boiled	ib.
Sauce for Sturgeon	ib.	— baked with Pike	
Oyster Sauce.....	189	Sauce	202
Lobster Sauce	190	Piece of Salmon roasted	ib.
Shrimp Sauce.....	ib.	— grillée,	
Anchovy Sauce	ib.	with a Purée of Sorrel	ib.

	Page		Page
Fillets of Salmon sauté au Beurre d'Anchois.....	203	Fillets of Mackerel to be served cold.....	211
————— à la Ra- vigote	ib.	Smelts fried	212
————— in an Ita- lian Sallad	ib.	————— in Savoury Jelly	ib.
Pickled Salmon.....	204	Herrings broiled	ib.
Cod-fish boiled whole, and in slices	ib.	————— stewed	213
Young Codlings grillés	205	Fillets of Herrings sautés à l'Estragon	ib.
Collops of Cod à la Crème	ib.	Pickled Herrings	ib.
————— with Rice	ib.	Red Herrings to be sent with the Cheese	214
Scate boiled	206	————— another way	ib.
————— fried	ib.	John Dorey boiled.....	215
Soles boiled	ib.	————— à la Crème ..	ib.
————— fried.....	ib.	Pike plain boiled	ib.
————— grillés	207	————— baked	ib.
————— with mushrooms ..	ib.	————— grillés as cutlets ..	216
Fillets of Soles fried....	ib.	————— in Fillets sautés....	ib.
————— grillés,....	ib.	Carp or Tench in a Salmis or Hash	ib.
————— sautés à la Purée d'Oseille	208	————— stewed with Wine	217
————— sautés a l'Italienne blanche....	ib.	Perch boiled	ib.
Plaice with Dutch Sauce	ib.	————— à l'Hollandaise....	ib.
————— à l'Espagnole....	ib.	————— in Fillets fried	ib.
Whitings fried	ib.	————— à la Ravigote.....	218
Fillets of Whitings.....	ib.	Eels grillés à l'Italienne	ib.
————— grillés	ib.	————— in a Matelotte	ib.
with sharp Sauce	209	————— stewed à l'Espagnole	ib.
————— sautés	ib.	————— collared	219
aux Nouilles	ib.	Prawns	ib.
————— sautés	ib.	Shrimps in a Gratin	220
with Cucumbers à la Béchamelle.....	ib.	Lobster	ib.
————— in a Mince à la Crème ..	210	————— in an Italian Sa- lad	ib.
Haddocks grillés	ib.	————— in Savoury Jelly	ib.
————— boiled à l'Hol- landaise	ib.	Oysters in a Gratin	221
Mackerel broiled	211	To make a Brondade ..	ib.
————— boiled.....	ib.		
Fillets of Mackerel sautés à l'Italienne	ib.	<i>Vegetables.</i>	
		Artichokes boiled.....	224
		————— à l'Italienne ..	ib.
		————— à l'Etonffade..	ib.
		————— à l'Espagnole..	225

	Page		Page
Beet Root baked	225	Potatoes in a Purée	238
Brocoli boiled	ib.	—— in different ways	ib.
Beans, French, ditto.....	226	Peas, plain boiled	ib.
—— Garden, ditto	ib.	—— stewed, à la Fran-	
Cabbage à la Dame Si-		çoise	239
mone	ib.	—— à la Bourgeoise.....	ib.
—— stewed à l'Espa-		—— in a Purée.....	ib.
gnole	227	Parsnips	ib.
To make a Garbure three		Parsley fried	240
ways	ib.	Spinage plain.....	ib.
Cauliflowers à la Crème	229	—— with Sauce	ib.
Carrots in a Purée.....	ib.	Sorrel in a Purée	ib.
—— stewed	230	Salsify stewed with dif-	
Cucumbers à la Crème	ib.	ferent Sauces.....	241
—— à l'Espagnole..	231	Scorzonera, ditto..	ib.
—— en Gratin	ib.	Turnips in a Purée	ib.
—— à la Bour-		—— en Haricot-blanc	ib.
geoise	232	—— à l'Espagnole, or	
Celery stewed à la Crème	ib.	in the Spanish fashion	242
—— with a Toast	ib.	Plain Salad in the English	
—— en Gratin..	233	fashion, with the Sauce	ib.
Chesnuts stewed	ib.	——	
—— in a Purée.....	ib.	<i>Eggs.</i>	
Endive in a Purée.....	234	Buttered Eggs	243
—— stewed	ib.	Omelet	ib.
Jerusalem Artichokes ..	235	Eggs au Miroir	244
Lettuce farce à la Dame		—— poached	ib.
Simone	ib.	—— with Sorrel	ib.
—— in a Purée.....	ib.	—— à la Bourguignote	ib.
—— stewed to gar-		—— in Paste fried	245
nish Beef, or in a		—— with Anchovies ..	ib.
Brown Sauce	ib.	—— with Cream	ib.
Leeks on Toasts.....	ib.	—— à la Suisse	246
Mushrooms stewed	ib.	——	
—— large, broiled	236	<i>Savoury Pies, Patties, and</i>	
—— small, à la		<i>Rissoles.</i>	
Crème	ib.	Forcemeat for raised Pies,	
—— en Gratin ..	ib.	&c. &c.	247
—— en Marinade		Another	ib.
fried	237	Forcemeat of Veal.....	248
Onions and Beet in a		Petits Pâtés à la Reine ..	249
Salad	ib.	—— de Godiveau	ib.
—— fried	ib.		

	Page		Page
Petits Pâtés aux Légumes, or with Vegetables.....	250	<i>Different kinds of Pastes, Tarts, Patties, Pies, and Puddings.</i>	
———— de Faisan, ou Truffes	ib.	Puff Paste	263
———— à l'Espagnole	ib.	Short Paste	264
———— de Ris de Veau, or with Sweet- breads	251	Paste for raised Pies..	ib.
———— of Chicken		Sweet Paste for Tim- bales	265
Livers with Truffles ..	ib.	Paste for the Borders of Dishes	ib.
———— de Quenelles		—— for Rissoles	266
de Veau, or with Veal		Almond Paste	ib.
Force meat	ib.	Gum Paste	267
———— of Sturgeon	252	Petits choux garnis	268
———— of Soles.....	ib.	Pain à la Duchesse.....	ib.
———— of Pike.....	ib.	Gâteaux de Boulogne pralinés	269
———— of Lobsters	ib.	Petits choux à la d'Ar- toise.....	ib.
———— of Oysters..	253	———— à la Reine ..	ib.
———— of Shrimps..	ib.	———— Meringues..	ib.
Vol au Vent, with the different Things used to garnish it	254	Gâteaux à la Crème	270
A raised Pie to be served hot, either of Mutton, Partridge, Chicken, Carp, or Eels	255	Ramaquins	ib.
A French raised Pie, to be served cold	ib.	Apricot Tart	ib.
Pork Pie.....	256	Apple Tart	ib.
Pigeon Pie, hot.....	257	Currant Tart.....	271
Venison Pie or Pasty cold	258	Strawberry Tart, or Vol au Vent	ib.
———— to be served hot	259	Grape Tart.....	ib.
Plain Chicken Pie.....	ib.	Tartlets	ib.
Veal Pie	ib.	Gâteaux Prussiens	272
Beef Steak Pie	260	———— de Cerise, or Cherry Cakes.....	ib.
Mutton Pie.....	ib.	Glazed Chesnut Pies ..	ib.
Giblet Pie	ib.	Baba	273
Rissoles à la d'Artoise ..	261	Brioche	ib.
Cammelton à la Luxem- bourg	ib.	Gâteaux de Seve	274
Sea Pie or Pudding	ib.	Echaudé	ib.
		Pâtés de Genoisse	275
		Gâteaux de Madeleine..	ib.
		———— de Chocolat ..	ib.
		Petits Bouches	ib.
		Jealousie renversé	276

	Page
Gâteaux de Rosquelle ..	276
Apple Pie	277
—	
<i>Soufflés and Puddings.</i>	
Soufflé à la Reine	278
— à l'Italienne	279
— of Rice	ib.
— of Potatoes	ib.
— en Omelette	280
— au Fromage, or Cheese soufflé.....	ib.
Bread Pudding baked, with or without Cur- rants	281
— boiled ditto	ib.
Batter Pudding	ib.
Suet ditto	282
Yorkshire ditto.....	ib.
German ditto.....	ib.
Rice ditto	283
Vermicelli ditto.....	ib.
Hasty ditto.....	ib.
Apple ditto.....	284
Cumberland ditto	ib.
Plum ditto	ib.
Apple Dumplings	285
Suet ditto	ib.
Yeast ditto.....	ib.
Hard ditto	286
Raspberry or Currant do.	ib.
Pancakes à la Française	ib.
— à l'Italienne ..	287
— plain	ib.
Apple fritters.....	ib.
— à la Turque	288
— à la Frangipane..	289
— à la None	ib.
— Meringue	ib.
— en Miroton	290
— en Compote	ib.
Chartreuse dé Pommes..	ib.
Charlotte of Apples....	291

	Page
Cherries in a Timbale ..	292
Apricots ditto	ib.
— Marmalade	ib.
Currants in a Timbale ..	ib.
Gooseberries in an open Tart, with or without Cream	293
Gooseberry Fool, or Goose- berries with Cream ..	ib.
Peaches in a Compote ..	ib.
— in a Timbale....	294
Pines in a Compote	ib.
Pears stewed.....	ib.
Quinces ditto.....	ib.
— in a Marmalade..	295

Jellies and Creams.

To clarify Sugar	296
— Isinglass.....	297
Apple Jelly.....	ib.
Barberry Jelly	298
Cherry Jelly	ib.
Currant Jelly	299
Chicken or Fowl in Jelly	ib.
Italian Jelly	ib.
Lemon Jelly	300
Orange Jelly	ib.
Peach Jelly	301
Strawberry Jelly	ib.
Wine Jelly	302
Eggs and Anchovies in Jelly	303
Pine Jelly	ib.
Apricot Cream	304
Blanc-Mange aux Aman- des	ib.
— Almond Cream	305
Burnt Cream	ib.
Italian Cream	306
— Cream another way	ib.

	Page		Page
Tea Cream.....	307	Ginger Cake	320
Coffee Cream.....	ib.	Gingerbread Nuts	321
To roast Coffee	308	A Gingerbread Cake ..	ib.
Chocolate Cream	ib.	Rusks	ib.
Vanilla Cream	ib.	Buns	322
To give the flavour of Van- illa to Coffee.....	309	Seed Cake	ib.
Peach Cream	ib.	Large rich Currant, or Plum Cake.....	ib.
Plum ditto.....	ib.	Plum Cake another way	323
Pear ditto	ib.	Iceing for Cakes	324
Cream grillée.....	ib.	Lemon Wafers	ib.
Strawberry Cream	310	Orange ditto	325
Ice Cream in a Savoy Biscuit	ib.	Peppermint ditto	ib.
Whipped Cream	311	Rose ditto	ib.
Ice Creams.....	328	Apricot Jam	ib.
—			
<i>Confectionary.</i>			
To clarify Sugar	313	Raspberry ditto	326
The degrees of ditto....	312	Strawberry ditto	ib.
Rock Sugar	313	Damson ditto.....	ib.
Barley ditto	314	Barberry ditto	ib.
Sugar Tablets, or Kisses	ib.	Currant Jelly.....	327
Tea Sugar	ib.	Apple ditto.....	ib.
Pine ditto	ib.	Gooseberry ditto	328
Lemon Drops.....	315	Raspberry ditto.....	ib.
Orange ditto	ib.	Apricot Ice-cream.....	ib.
Violet ditto.....	ib.	Strawberry ditto	329
Orange Flower ditto ..	ib.	Biscuit ditto	ib.
Peppermint ditto	316	Ginger ditto	330
Ditto Lozenges	ib.	Plain ditto	ib.
Rose ditto	ib.	Orange Water Ice	ib.
Vanilla ditto	ib.	Peach ditto	ib.
Biscuits	ib.	Cherry ditto	331
Finger Biscuits, or Drops	317	Strawberry ditto	ib.
Toad-in-the-Hole Biscuits	ib.	Damson ditto.....	ib.
Patience ditto	ib.	Lemon ditto	ib.
Water ditto	318	Punch a la Romain, or Roman Punch	332
Carraway ditto	ib.	—	
Ratafia ditto, or Drops .	ib.	<i>Bottled Fruits.</i>	
Chantilly Basket	319	Rhubarb	333
Almond Cake.....	ib.	Green Apricots.....	ib.
Queen ditto	ib.	Gooseberries	ib.
Shrewsbury ditto	320	Currants	334
		Currant Juice.....	ib.
		Raspberries	ib.

	Page		Page
Cherries	334	Elder Flower	345
Cherry Juice	335	Raisin	346
Apricots	ib.	Ginger.....	ib.
Plums	ib.	Orange	ib.
Damsons	ib.	Grape.....	347
Peaches	336	Damson	ib.
Nectarines	ib.		
Barberries	ib.	<i>Distillation.</i>	
—			
<i>Fruit in Brandy.</i>			
Morella Cherries	ib.	Cherry Brandy	350
Apricots	ib.	Crème de Noyau	ib.
Peaches	337	Crème d'Orange	ib.
Green Gages	ib.	Ratafia de Cerise	ib.
Plums	ib.	Anniseed Cordial.....	351
—			
<i>Preserved Fruit, wet.</i>			
Apricots	ib.	Citron ditto	ib.
Green Gages	338	Peppermint Water	ib.
Strawberries	ib.	Ditto Cordial.....	ib.
Orange Peel	339	Essence of Peppermint..	352
Lemon ditto	ib.	Lavender Water	ib.
Cherries	ib.	Rose ditto	ib.
Cucumbers, or Girkins .	ib.	Elder Flower Water....	ib.
Green Gooseberries	340	Ditto Syrup	ib.
Damsons	ib.	Capillaire	353
Angelica	341	To make Yeast.....	ib.
—			
<i>Dried Fruits.</i>			
Apricots	ib.	<i>Pickling.</i>	
Green Gages	ib.	Common Vinegar	354
Orange Peel	342	Tarragon ditto	ib.
Cherries	ib.	Green Apricots	ib.
Angelica	ib.	Girkins	355
Damsons.....	343	Beet-root	ib.
Biffins	ib.	Cauliflowers	ib.
—			
<i>Home-made Wines.</i>			
Cowslip	ib.	Mushrooms.....	356
Gooseberry.....	344	Red Cabbage	ib.
Currant	ib.	Onions	357
Cherry.....	ib.	Samphire	ib.
Elder	345	Nasturtiums	ib.
		Indian Pickle, or Picca-	
		lillo	358
		French Beans.....	ib.
		Mangoes	359
		—	
		East India Curry	360
		—————another way	ib.

N. B.—*For the more ready reference to each Receipt or Article, see the Index at the end of the Book.*

PRACTICAL
FRENCH AND ENGLISH
COOKERY;

*Simplified to all Capacities, and adapted to the Use
of every Rank and Degree in Life.*

BOOK I.

MEAT, POULTRY, GAME, FISH, FRUIT, AND
VEGETABLES, IN SEASON DURING THE DIF-
FERENT MONTHS OF THE YEAR.

MEAT.

BEEF, veal and mutton, are in season through-
out the year.

House lamb, from December to April.

Grass lamb, from April to September.

Pork from October to March.

Venison (Buck), from June to September, and
Doe venison, from November to January.

POULTRY AND GAME.

January.—Fowls, capons, chickens, pullets,
turkies, tame pigeons, rabbits, hares, pheasants,
partridges, woodcocks and snipes.

February.—Fowls, capons, chickens, pullets,
turkies, pigeons, rabbits, hares, pheasants, par-
tridges, woodcocks and snipes.

March.—Fowls, capons, chickens, pullets,
turkies, ducklings, pigeons, tame rabbits.

April.—Fowls, capons, chickens, pullets,
ducklings, pigeons, leverets, rabbits.

May.—Fowls, chickens, pullets, ducklings, green geese, turkey poults, leverets, rabbits.

June.—Fowls, chickens, pullets, ducklings, green geese, turkey poults, plovers, leverets, rabbits.

July.—Fowls, chickens, pullets, ducklings, green geese, turkey poults, pigeons, plovers, leverets, rabbits.

August.—Fowls, chickens, pullets, ducks, green geese, turkey poults, rabbits, leverets, grouse, black cocks.

September.—Fowls, chickens, pullets, ducks, geese, partridges, grouse, black cocks, rabbits, hares.

October.—Fowls, chickens, pullets, wild ducks, geese, pigeons, partridges, pheasants, woodcocks, snipes, widgeons, teal, rabbits, hares, dotterels.

November.—Fowls, chickens, pullets, wild ducks, geese, partridges, pheasants, woodcocks, snipes, larks, widgeons, teal, dotterels, rabbits, hares, turkeys, swans.

December.—Fowls, chickens, pullets, wild ducks, turkeys, partridges, pheasants, woodcocks, snipes, larks, widgeons, teal, dotterels, rabbits, hares.

FISH.

January.—Sturgeon, turbot, cod, whittings, flounders, plaice, skate, lampreys, carp, tench, perch, eels, smelts, soles, oysters, lobsters and prawns.

February.—Sturgeon, turbot, cod, whittings, flounders, plaice, scate, soles, smelts, eels, lampreys, perch, carp and tench, oysters, lobsters and crabs, cray fish and prawns.

March.

March.—Turbot, soles, whittings, flounders, plaice, scate, thornback, eels, carp, tench, oysters, lobsters, crabs, prawns, cray fish.

April.—Turbot, soles, salmon, trout, scate, mullets, smelts, carp, tench, prawns, lobsters, crabs, cray-fish.

May.—Turbot, soles, salmon, trout, smelts, carp, tench, prawns, crabs, cray-fish, lobsters, chub.

June.—Turbot, soles, salmon, trout, smelts, mullets, mackerel, pike, tench, carp, herrings, lobsters, cray-fish, prawns.

July.—Soles, salmon, mullets, haddocks, plaice, herrings, mackerel, thornbut, eels, pike, carp, tench, lobsters, cray-fish, prawns.

August.—Cod, salmon, mullets, haddocks, plaice, flounders, herrings, thornbut, scate, pike, carp, tench, eels, lobsters, cray-fish, prawns.

September.—Cod, haddocks, thornbut, flounders, plaice, smelts, soles, scate, carp, eels, oysters, tench, pike, lobsters.

October.—Dorees, salmon trout, smelts, brills, gurnets, pike, carp, tench, perch, oysters, lobsters, cockles.

November.—Salmon trout, dorees, smelts, gurnets, pike, carp, tench, oysters, cockles, muscles, lobsters, soles.

December.—Sturgeon, cod, codlings, soles, smelts, gurnets, turbot, eels, carp, dorees, oysters, muscles, cockles.

FRUITS.

January.—Apples, pears, medlars, grapes, almonds, chesnuts, nuts, oranges.

February.—Apples, pears, grapes, almonds, oranges.

4 FRUITS, VEGETABLES, &c. IN SEASON.

March.—Apples, pears, strawberries, oranges.

April.—Apples, pears, green apricots, cherries.

May.—Apples, pears, strawberries, cherries, green apricots, melons, green gooseberries, currants.

June.—Peaches, apricots, melons, nectarines, grapes, cherries, strawberries, gooseberries.

July.—Peaches, apricots, melons, nectarines, pine-apples, strawberries, raspberries, gooseberries, currants, cherries.

August.—Peaches, nectarines, plums, cherries, pine-apples, melons, strawberries, raspberries, currants, gooseberries, mulberries, figs.

September.—Peaches, plums, cherries, pine-apples, grapes, melons, quinces, currants, walnuts, filberts, hazel-nuts, barberries, damsons.

October.—Peaches, grapes, apples, pears, quinces, plums, cherries, damsons, bullace, walnuts, filberts, hazel-nuts, barberries.

November.—Apples, pears, quinces, grapes, pine-apples, medlars, chesnuts, walnuts, nuts.

December.—Apples, pears, medlars, grapes, chesnuts, walnuts, nuts.

VEGETABLES, ROOTS, AND HERBS.

January.—Brocoli, savoys, cabbages, sprouts, spinage, endive, lettuces, celery, sorrel, cardoons, scorzonera, potatoes, artichokes, beet-root, carrots, turnips, parsnips, asparagus, tarragon, chervil, savory, thyme, parsley, small sallad, mushrooms.

February.—Brocoli, savoys, cabbages, sprouts, spinage, endive, lettuces, celery, sorrel, cardoons, beans forced, asparagus, beet-root, turnips, parsnips, chervil, tarragon, savory, cucumbers, thyme, burnet, small sallad, mushrooms.

March.

March.—Savoys, cabbages, spinage, sprouts, lettuces, parsnips, turnips, carrots, artichokes, cardoons, beans, cucumbers, chives, burnet, savory, thyme, mint, tarragon, chervil, sallad, mushrooms, sorrel, parsley.

April.—Cabbages, brocoli, spinage, sprouts, sorrel, lettuces, french-beans, carrots, turnips, cucumbers, young onions, radishes, thyme, mint, burnet, tarragon, chervil, parsley, sallad, mushrooms.

May.—Young cabbages, cauliflowers, spinage, turnips, carrots, young potatoes, sorrel, lettuces, cucumbers, french beans, asparagus, onions, cresses, fennel, tarragon, chervil, parsley, mushrooms, sallad and all kinds of herbs.

June.—Cauliflowers, peas, beans, spinage, artichokes, lettuces, cucumbers, asparagus, turnips, carrots, potatoes, onions, cresses, parsnips, radishes, sorrel, sallad and all kinds of herbs.

July.—Cauliflowers, cabbages, artichokes, peas, beans, lettuces, carrots, turnips, potatoes, sorrel, salsify, onions, garlick, radishes, cucumbers, parsnips, celery, tarragon, chervil, sallad, and all kinds of fine herbs.

August.—Cauliflowers, cabbages, artichokes, peas, beans, lettuces, carrots, turnips, potatoes, sorrel, salsify, onions, celery, beet-root, sprouts, parsley, shalots, mushrooms, sallad and all kinds of fine herbs.

September.—Cauliflowers, cabbages, artichokes, sprouts, beans, peas, carrots, onions, turnips, potatoes, salsify, scorzonora, celery, beet-root, lettuces, sorrel, leeks, mushrooms, sallad, and all kinds of fine herbs.

October.—Cauliflowers, cabbages, sprouts, potatoes,

potatoes, turnips, endive, lettuce, celery, salsify, parsnips, spinage, cardoons, scorzonora, beet-root, leeks, parsley, skirrets, sallad, and all kinds of fine herbs.

November. — Cauliflowers, cabbages, artichokes, salsify, cardoons, scorzonora, lettuces, celery, turnips, leeks, potatoes, endive, skirrets, parsnips, beet-root, savoys, parsley, tarrajon, chervil, thyme, mushrooms, sallad.

December. — Brocoli, cabbages, savoys, spinage, lettuces, cardoons, salsify, scorzonora, celery, leeks, endive, beet-root, turnips, parsnips, skirrets, potatoes, parsley, carrot, thyme, mushrooms, tarragon, chervil, savory, small sallad.

MARKETING FOR ALL KINDS OF MEAT, FOWL,
AND FISH.

_____ To chuse	Beef	_____ To chuse	Turkies
_____	Mutton	_____	Pigeons
_____	Veal	_____	Poultry
_____	Lamb	_____	Ducks
_____	Pork	_____	Geese
_____	Hams	_____	Pheasants
_____	Bacon	_____	Partridges
_____	Brawn	_____	Woodcocks and Snipes
_____	Venison	_____	Hares
_____	Rabbits	_____	Eels
_____	Sturgeon	_____	Whitings
_____	Turbot	_____	Prawns and Shrimps
_____	Salmon	_____	Lobsters
_____	Trout	_____	Crabs
_____	Cod	_____	Oysters
_____	Skate	A receipt to promote the diges-	
_____	Soles	tion of oysters.	
_____	Smelts	Directions for keeping the	
_____	Herrings	kitchen accounts.	
_____	Tench		

Directions for Marketing.

Before you go to market it is proper to fix in your mind, what you mean to purchase, and what quantity,

quantity, according to the number in family, first accurately observing what remains from the preceding day ; so that on entering a tradesman's shop you may quickly determine, and have nothing to do, but to chuse the best articles. At the butcher's, always see your meat weighed, and placed ready to be sent home before you leave the shop ; if for a few you wish a piece of beef for roasting, either take part of the ribs or surloin, the latter is preferable ; if for five or six persons, a piece of eight or ten pounds weight will do.

TO CHUSE BEEF.

If young ox beef, it will have a smooth and open grain, of a fine bright red, and very tender, the fat should be straw colour, and the suet perfectly white. Cow beef runs closer in the grain, the lean is not so red, and the fat whiter than ox beef. Bull beef is still closer in the grain, the lean of a dark red, the fat skinny, and it has a stronger smell than either ox or cow beef.

MUTTON.

If wether mutton, the flesh is of a deep red, the grain close, and the fat rather soft ; the flesh of ewe mutton is paler and the grain closer ; if you squeeze young mutton it will feel tender, but if old, it will feel hard, continue wrinkled, and the fat clammy ; black nosed mutton is the most esteemed.

VEAL.

If the head is fresh, the eyes will appear full, if stale, sunk and wrinkled ; if the shoulder vein is not of a clear red, the meat is stale, and if there are any green or yellow spots it is certainly bad. The flesh of a cow calf is whiter than that

of a bull, though not so much esteemed, but the fillet is often preferred on account of the udder; a stale loin will be soft and slimy, and of course the kidney very bad, as that part is the first tainted; if good neck or breast should look white and clear, without being smeared over with fat; indeed veal should never be kept long undressed, for it is not improved by keeping.

LAMB.

The same observations nearly serve for lamb; but the vein in the fore quarter must be of a clear blue for it to be fresh, if green and yellow it is stale.

PORK.

The flesh of pork appears cool and smooth if fresh; if tainted, it is clammy: the knuckle in general is affected first. There is a kind of pork called measley; when in this state it is very unwholesome but it is easily perceived by the fat being impregnated with small kernels. When pork is old, the rind is hard and rough, not easily penetrated with the finger.

HAMS.

Put a knife under the bone of a ham, if it comes out clean and smells well, the ham is good; if smeared and has an unpleasant smell, it is bad.

BACON.

In good bacon the fat will feel oily, though firm and white, the lean, of a clear colour, will adhere close to the bone; if beginning to rust, some yellow streaks will be touched in the lean. The rind of young bacon is thin, of old bacon thick.

BRAWN.

The fat and horny parts of sow brawn are very tender, and the meat of a pale clear red; but of old brawn, the rind is hard and thick.

VENISON.

The choice of venison depends chiefly on the fat; if young, the fat will appear thick, clear, and close; if old, it appears tough and coarse: as it begins to change first towards the haunches, run your knife into that part; if tainted, you will perceive a rank smell, and it will have a green or blackish appearance.

TURKIES.

A young cock turkey has smooth black legs with a short spur, the eyes are bright and full; if stale, the eyes are sunk, the feet dry; which, when fresh, are soft and pliable. An old hen turkey's legs are rough and red, the vent hard; if with egg, the vent will be soft and open.

PIGEONS.

When fresh and in good order, they are plump and fat at the vent, and their feet pliable; if stale, the vent withered, open, and green. Tame pigeons are preferable to wild. Wood pigeons are of a coarser and larger kind; still follow the same rules to chuse them, as likewise larks and other small birds.

POULTRY.

Judge of a young cock in the same manner as a turkey, and the hens too. The latter are best a week or two before they begin to lay. Observe that a good capon has a fat and full breast, a large rump, and the comb pale.

DUCKS.

A good fresh killed duck is fat, the breast hard and thick, the legs rather soft. If stale, the feet are dry and the skin difficult to scald off. A tame duck's feet are yellowish and stronger than those of a wild duck, which are of a reddish colour. Ducklings should be scalded, but ducks picked in the same manner as poultry.

GEESE.

Chuse a goose with a yellow bill and feet, and you will find it young; when old, the feet and bill are red. If fresh, the feet are pliable; if stale, stiff and dry. The same remarks apply to wild geese.

PHEASANTS.

When you chuse a young cock pheasant, observe that the spurs are short and round; if old, the spurs are long and sharp. A cock pheasant is a finely flavoured bird, but the hen is preferable. If the bird is stale, the skin peels off the vent when rubbed with the finger. The same observations will serve for black cocks: which game is found on the moors in the northern counties.

PARTRIDGES

If young, they have a dark bill, and legs of a yellowish colour; the plumage on the breast of a hen is light; of a cock, tinged with red. When stale, the same as pheasants.

WOODCOCKS AND SNIPES.

This is a finely flavoured bird, but being a bird of passage, it is only found in England during the winter: it lives on suction, therefore it is supposed that it comes from Russia, when the
severe

severe frost begins, and seeks a winter abode in warmer climates. When fat, it feels full and thick; the vent the same, and a streak of fat runs on the side of the breast : if fresh killed, the head and throat are clear and the feet pliable. Snipes, the same.

HARES.

When a hare is old, the ears are dry and tough, the opening in the lip wide, and the claws blunt : but if young, the claws are smooth and sharp, the ears tender, and the opening in the lip much closer than when old. When newly killed, the body is stiff and flesh pale ; but when stale, it becomes black and soft : still a hare is better for being kept a little. The difference between a hare and a leveret is, that a leveret in general has a small bone near the foot on the fore leg, which a hare has not.

RABBITS.

If an old rabbit, the claws are rough and long, and the fur will be turning grey ; but when young the coat is sleek and the claws smooth. If fresh, the flesh will appear white, dry and stiff ; but the contrary, when stale.

TO CHOOSE FISH.

Observe when you choose fish that the gills are of a bright red and stiff, the eye full, and the fins likewise stiff. Always smell under the gills. When you buy fish, provide according to the number to dine. Suppose a salmon, it being both a common, and very good fish. If you have eight or ten to dinner, chuse a salmon, or part of one, weighing twelve pounds ; or one of eight pounds, and garnish the dish with small
fried

fried fish, as smelts, small soles, or fillets of any other fish.

STURGEONS.

The flesh of a good sturgeon is white, the gristles and veins blue, the grain even with a few blue veins, and the skin tender; if hard, tough, and dry, and the gristles yellow and dark, the fish is bad. The smell is pleasant when fresh and good, but very much the reverse if not.

TURBOT.

A good turbot is thick and full, the belly [of a cream colour, but if flat and of a bluish cast, it is not good.

SALMON.

When salmon is fresh and good, the gills and flesh are of a bright red, the scales clear, and the fish itself stiff,

TROUT.

This is a fresh water fish, highly esteemed; when good, it is of a flesh colour and the spots very bright; the female is thought the best, and is known by the head being smaller and the body deeper than the male. It is most in season in June.

COD.

The flesh of a cod should be white, firm, and bright, and the skin on the back dark; if the skin looks pale or yellow, and the flesh is soft, it is not good.

SKATE.

There is some judgment required to dress this fish at a proper time; if too fresh, it is hard and unpleasant to the palate; and when stale, the smell is disagreeable. Therefore it must be kept

a little time, but not long enough to produce an unpleasant smell. When good, it is very white and thick.

SOLES.

Soles when good are thick and firm, but if bad, they are flabby and have a bluish cast. Plaice and flounders the same.

SMELTS.

This is an excellent fish when fresh, and it smells very like a cucumber; the scales have a silvery appearance, and the body is very stiff: it is stale, if flabby.

HERRINGS.

If the gills are red, the fish stiff, the scales bright, and the eyes full, the fish is good; but if the reverse, they are bad. The best red herrings are large, firm, and have a yellow cast, they are likewise full of roe.

TENCH.

This is a fresh water fish. When good, the eyes are bright, the body stiff, and the outside free from slime. It ought to be dressed alive. The same observations apply to carp.

EELS.

The best eels have a dark back, and belly a light colour; there is an eel called the silver eel, which is the best; and is generally caught in the Thames. They are mostly in season, except in the hottest months.

WHITINGS.

The silver appearance of the skin, the firmness of the body, and stiffness of the fins, prove this fish being good. If dull and soft it is bad. Mackeel the same and must be full.

PRAWNS.

PRAWNS AND SHRIMPS.

Prawns when fresh have bodies of a bright colour and tails stiff. Shrimps come under the same observations.

LOBSTERS.

When you buy lobsters ready boiled, try if the tails are stiff, by drawing them out at length and if they return back with a spring, the lobsters are good; if flabby, they are bad. It is best to buy them alive and boil them yourself. The cock lobster is known by the back part of the tail being narrow, and the two uppermost fins under the tail very stiff. The tail of the hen lobster is broader, and the small under fins are softer than those of the cock. The goodness of a lobster may be known by weighing it in the hand. The cock is preferred, being primer and better flavoured.

CRABS.

If fresh, the joints of the legs will be stiff and the inside has an agreeable smell. When light they are watery; therefore always choose the heaviest. They are stale when the eyes look dead.

OYSTERS.

There are several kinds of oysters, the Milford, Pyfleet, Colchester, and Milton; the latter is a fine oyster being fatter and whiter. They should not be opened till just before they are eaten or they lose their flavour. The rock oyster is a larger and coarser kind.

To promote the digestion of Oysters.

[From the Almanach des Gourmands.]

“ A very simple method to accelerate the diges-
 “ tion of oysters, is to eat some milk porridge im-
 “ mediately

“ mediately after them, warm milk being an excellent dissolvant of this species of shell fish, causing it to melt instantly, and thus preventing its laying on the stomach.”

KITCHEN ACCOUNTS.

Having given instructions how to choose the different kinds of meat, fowl, and fish; it will be necessary to offer a few hints respecting keeping the kitchen accounts, as that belongs to the head cook, where there is no clerk of the kitchen.

Begin by being provided with several small ruled books, according to the number of the tradesmen employed; place the name or profession of each on the cover; then regularly every Saturday morning deliver them out, at the same time giving each of them orders to have the weekly account entered by Monday morning; at which time they should be returned you. If it happens that the business of the morning prevents you from looking then over, leave it till evening, then examine them to see that they are correct, if so, enter them in a large parchment cover book, which is called, “ the kitchen’s weekly expenditure;” this being ruled on each line, write thus; suppose the butcher first with his weekly account against it, then on the next line the fishmonger, on the next the cheesemonger, &c. having entered each with their respective sums against their profession, then add them together, and it will give you the sum total for the week; this sum must be carried on in the kitchen expenditure from one week to another, so that at the end of the year you will find the whole expense of the kitchen.

To prevent all mistakes, it is a good method to then

number each week on the top of the page where the tradesman writes his bill; thus, for instance, on the first week put No. 1, which must be the same on each book; the next week No. 2 on each book; by which means it will be impossible to make mistakes. The sooner your accounts are ready for inspection, the better, as delaying these kinds of concerns often occasions confusion and loss. Having these small books is a much better method than taking in so many bills weekly.

SALTING.

To salt Beef.	To salt Pickled Pork.
———— Hung Beef.	———— Hams.
———— Tongues.	———— ———— smoaked.
———— Leg of Mutton.	———— Bacon.
———— Pork.	

Hints on Salting.

It is highly necessary to cut out the kernels of meat to be salted, especially in summer; there are several in the neck pieces, one in each round, one in the flap, and in the middle of the fat in the thick flank; besides small bloody veins, these must be cut out and the meat wiped dry. If these trifles are neglected in the summer season, salting will be of no use. Cattle, before it is killed in the winter, should fast twenty-four hours, in the summer double that time; for if killed when not perfectly cleared of food, the meat soon spoils; besides it is better to keep the meat three or four days before it is salted, when there are no flies; some imagine that meat while salting requires to be greatly rubbed, and that strength is necessary. It is a wrong idea, rub every part well over with salt, cover it well with it, and turn it often. The larger pieces (to a certainty), such as a round, on account of its substance, requires

quires stronger rubbing than the thin flank. If you have a large quantity to salt at once, it is sometimes necessary (particularly in summer) to have a brine to cover the meat, made thus : put a good quantity of salt into a large copper kettle on the fire, fill it about three parts with water ; when it begins to boil, skim it well, and put in an egg ; if it swims on the top, the brine is strong enough, if not, add more salt, till the egg will swim ; then take it off the fire, and when cold, pour it into the salting trough, into which put the meat. The trough should either be lined with lead, or of solid stone ; the latter is the best. Wood will do, but it neither looks so well nor can be kept so clean as the two I have mentioned.

TO SALT BEEF.

The pieces of beef for salting consist of two rounds, two rumps, flanks, brisket, ische-bone, veiny-piece, and blade-bone every part of these pieces should be rubbed well with good white salt, and laid close together in the brine ; remember to turn them every other day. The thin, small pieces of course are used first, as they will be ready sooner than the larger.

HUNG BEEF.

Take either a round of beef or the navel piece cut in two or three pieces, and let it hang up for five or six days till rather stale, then take it down and wash it in sugar and water ; when so far prepared, take two pounds of dry bay salt, and one of saltpetre finely pounded, mix them well together with three table-spoonsfull of brown sugar, with which rub your beef well all over, set it close in a pan, and cover it with common salt, in which let it lie for eight days ; then turn it

it every other day for ten days longer: after that dry it, spinkle it with flour, and hang it up in a warm place (but not hot) for a fortnight; when you wish to boil it, set it on in cold pump water, with a little bay salt, let it boil very gently, till tender, then take it out to cool. It will keep well when boiled, for a month or two. It makes a good dish for supper, either cut into slices, or grated and it serves to slice for breakfast.

TONGUES.

Having well wiped your tongues with a dry cloth, salt them with common salt, half an ounce of saltpetre, and a table-spoonfull of brown sugar. Then set them close in a pan, and turn them every day for a week, salt them over again, and let them lie ten days longer. Then take them out, dry, flour them, and hang them up in a dry place. The fresher they are used the better.

LEG OF MUTTON.

Take a leg of wether-mutton, of about twelve pounds weight; and let it hang for two or three days. Then take half a pound of common salt, the same of bay, two ounces of saltpetre, and half a pound of brown sugar; the whole being well mixed, put it in a stewpan and make it hot, then take the mutton and rub it well in. Lay it in a pan, and turn it every day for six days, then rub it again with a couple of handsfull of common salt; in ten days take it out, dry it, shake it over with flour, and hang it over wood smoke for ten days or more.

PORK.

The pieces mostly used for salting of a young porker are the springs (which is the shoulder piece

and ears; the necks and loins are usually roasted without salting, so sometimes are the legs. For this purpose use common salt, with about four ounces of saltpetre, for one porker, rub the pork all over with it, and lay it in the salting tub. In about five or six days it will be ready for use. Dress the springs first, as of course they take the salt soonest.

PICKLED PORK.

Sprinkle the pork well with salt, and let it drain twenty-four hours, then finely pound four ounces of saltpetre, an ounce of salt-prunella, a little common salt, and three quarters of a pound of brown sugar: these being well mixed, rub your pork, place it very close in a deep tub, filling up the cavities with common salt, with which cover it well; put a cover made to go inside the tub close on the pork, with heavy weights on it, that it may not swim in the pickle. If the air is totally excluded, it will keep perfectly good for above a year.

HAMS.

For three hams, pound and mix together half a peck of salt, half an ounce of salt-prunella, three ounces of saltpetre, and four pounds of course salt; rub the hams well with this, and lay what you have to spare over them; let them lay in three days, and then hang them up. Take the pickle in which the hams were, put water enough to cover the hams with more common salt, till it will bear an egg (as directed for brine for salt beef), then boil and skim it well; put it in the salting tub, and the next morning put in the hams; keep them down the same as pickled pork; in a fortnight take them out of the liquor, rub
c them

them well with bran and hang them up to dry. Before you hang them up they may be rubbed over with flour.

HAMS SMOKED.

Take two ounces of salt-prunella, beat it fine, rub it into a couple of hams, and let them lie four and twenty hours. Then take a quarter of a pound of common salt, half a pound of bay salt, one ounce of saltpetre, a quarter of a pound of brown salt, with half a pound of coarse sugar; mix these well together, and rub them well into the hams, and let them lie three days. Then make a brine the same as for salt beef, only with the addition of half a pound of brown sugar; boil and skim it well, when cold put in the hams, and turn them in the pickle every two days for three weeks. Then hang them up in a chimney, where there is wood and straw smoke, for a week or ten days; afterwards hang them in a dry place, the same as the other hams.

BACON.

Having cut off the hams of the pig, cut it down the middle and take out the chine bone; then salt the bacon well with common salt, and a little saltpetre, letting it lie on a table or slab ten days, that the brine may run from it; then salt it again, and turn it every day (after the second salting) for twelve days longer. Scrape it very clean, rub it again over with salt, then hang it up. When any white froth appears, wipe it off and rub the place with salt, which will prevent it from rusting.

BOILING.

To boil Beef	To boil Leg of Lamb
——— Tongues	——— — of Pork
——— Leg of Mutton	——— Ham
——— ————— another	——— Bacon
way	——— Pigs Feet and Ears
——— Neck of Veal	——— Cow-heel.

Having given directions respecting boiling poultry, fish, vegetables, &c. the following receipts are directions for plain and large joints only, as beef, mutton, veal, lamb and pork; which are better put into cold water, observing to take off all the scum as it rises, otherwise the meat when done, will look dark coloured, and particles of the scum will hang about it. The meat must boil very gently by the side of the fire; in short, it cannot boil too slowly; the time a joint takes boiling depends on its size, the general allowance is twenty minutes for every pound, but that must not always be depended on.

Vegetables proper to boil with meat are only carrots or parsnips with beef, or turnips with mutton. After the meat is boiled and taken out, vegetables, scraps of meat, or spare bread, may be put into the water, which will make excellent broth for the poor. While the meat is boiling, always keep it covered.

BEEF.

Take a round of beef, well salted for eight or ten days (cut out the bone), and soak it in cold water for two or three hours; wrap it neatly round, and tie it close with tape; put it in the water while cold, skim it, whenever any scum rises, and keep it boiling very gently till done. A piece of beef weighing twenty pounds, will

c 2

take

take nearly four hours, it may be served garnished with carrots. Stop the ends of the bone with paste, to prevent the marrow running out, boil it with the beef, and serve it on a plate with toasted bread.

TONGUE.

A tongue that has not been dried requires very little soaking, if dried it must lay in water three or four hours, then put it into cold water, and boil it gently till very tender.

LEG OF MUTTON.

Chuse a leg of mutton rather fat and white, chop off the shank bone, and cut the skin at the back of the knuckle; put it into cold water, boil it gently, and skim it well till done; it will take about two hours and a half; serve it garnished with mashed turnips, (see *Vegetables*) or with caper sauce. (See *Sauces*).

Another way to boil a Leg of Mutton.

[From the Almanach des Gourmands.]

“ Take a leg of mutton, wrap it up very tight in a clean linen cloth, and put it into a saucepan of boiling water, taking care that it is large enough to hold it; keep up a constant ebullition, and when it has been in a sufficient time, which the size must determine, serve it up without any other seasoning. It ought to boil as many quarters of an hour as it weighs pounds.”

NECK OF VEAL.

Take a fine white neck of veal, chop off the chine bone, sprinkle it with flour, put it in cold water, skim it well, and boil it very gently; when

when done, serve it with parsley and butter, oyster sauce (see *Sauces*) or garnished with tongue or ham.

LEG OF LAMB.

If you have some plain mutton broth, it will be best, if not, water will do; put in the lamb, skim it, and let it boil gently for three quarters of an hour, at which time (if not very large) it will be done, serve it garnished with spinage, plain or dressed, with stewed peas, or asparagus peas stewed: see *Vegetables*. The loin may be made into cutlets, fried and garnished round, if you think proper.

LEG OF PORK.

Take a leg of pork that has been in salt a week or ten days, put it to soak in cold water for an hour or less; then set it on in cold water and let it boil very gently for two hours, if about five pounds weight, or more or less according to its size, then serve it garnished with peas pudding, as directed for legs of pork dressed; vide *Index*.

HAM.

Procure a good ham, chop off the end of the hock and the under bone, so that it may lay even on the dish; put it to soak for twelve hours; take it out of the water, and with a knife scrape it well till perfectly clean, then set it on in a kettle of cold water, to boil very gently; a moderate sized ham will take about four hours; when done trim the skin off neatly, glaze it and serve it garnished with spinage or any other vegetable, This goes well with boiled chickens.

The more hams you boil together the better their flavour.

BACON.

If you are so situated as to kill your own hogs, it will be proper to observe, that the fat parts, such as the back, should always be kept for larding, or laying over poultry or game; and the lean for boiling, which must be always soaked, scraped clean, and the rust if any cut off, then boil it very gently till well done; cut off the rind and serve it either garnished with green pease, beans, or cabbage, or without; a piece of veal, or boiled fowl, should always be served up with it.

PIGS FEET AND EARS, AND COW-HEEL.

The feet and ears being salted with the other salting parts, for eight or ten days, must be soaked in water for a short time; then put it on to boil very gently in a large saucepan of soft water with nearly a quart of milk, when very tender they are done enough, this will be in about three hours. Cow-heel may be boiled the same, except that salt must be added, and four or five large onions, which are served with them.

DIRECTIONS FOR TRUSSING.

To truss Fowls,	To truss Moor Fowl,
————— Turkeys,	————— Woodcocks and
————— Turkey Poults,	Snipes,
————— Pheasants and Par-	————— Larks, Wheatears,
tridges,	and small Birds,
————— Pigeons,	————— Hares,
————— Geese,	————— Rabbits,
————— Ducks.	————— Swans.

FOWLS.

The fowl being well picked and singed, bruize the bone close to the foot, and draw the strings out of the thigh; then cut a slit in the back of the neck, and carefully take out the crop without breaking

breaking it; cut off the neck close to the back, and likewise cut the skin, but leave enough to turn over the back; then cut off the vent, and take out the inside without breaking the gall; break the back-bone and the two bones leading to the pinions, wipe the fowl with a cloth, and put a little pepper and salt in it; then begin to truss it thus: press the legs close down on the apron, through which run a skewer; take another skewer and put it through the joint of the wing, body and wing on the other side, and the same through the liver, being washed, and the gizzard well cleaned; place them in the pinions. If for boiling, cut the under part of the thigh near the joint, and put the legs under the apron, with only the ends to be seen; observe to keep the breast as full as possible. The surest way to prevent the fowl losing its shape is to tie a string across the back, from the point to the head of each of the skewers.

TURKIES.

Truss the turkey after the same manner as directed for fowls, and always observe to put some good stuffing (the same as for fillet of veal) in the part from which the crop was taken, it being roasted or boiled.

TURKEY POULTS.

These must be drawn and trussed in the same manner as a turkey, except leaving the head on, which turns under the pinions with the bill pointing outwards.

PHEASANTS AND PARTRIDGES.

Being well picked and singed, cut a slit in the back of the neck, and take out the crop without

breaking it; then cut off the vent, and draw out the inside, which after wiping well put in a little pepper and salt mixed with a bit of butter. Having cleansed them, proceed to truss them, by first cutting off the pinion at the first joint, so the feathers need not to be picked off that part; break the back-bone, and truss them the same as a fowl by pressing the legs close to the apron, then turn the birds on the breast, and run a skewer through the end of the pinion, the leg, the body and the leg, and pinion on the other side, with the head fixed on the end of the skewer; over the breast lay a bard of fat bacon, which tie on with packthread. If for boiling or stewing, truss them the same as a fowl for boiling.

PIGEONS.

These birds are drawn in the same manner as fowls, except that the livers are left in, as a pigeon has no gall; skewer them the same, with stuffing as for fillet of veal, put where the crop was taken out.

GEESE.

The goose being well picked and stubbed, cut off the pinions at the first joint, and the feet also. Make a slit in the back of the neck, and take out the throat, cut off the neck close to the back and the skin, but leave enough to turn over the back; make a slit between the vent and rump, through which draw out the entrails, then wipe it clean. Draw the legs up, keeping them close to the side, then put a skewer into the wing through the middle of the leg, body, and the leg and wing on the other side; put another through the small of the leg, which keep close to the sidesmen, run it through,

through, and do the same on the other side. Cut through the end of the vent, through which put the rump, to prevent the stuffing falling out.

DUCKS.

Ducks are arranged like geese, except when trussed; leave the feet on, and turn them up close to the legs.

MOOR FOWL.

Observe the manner of treating partridges and pheasants for these birds; sometimes a piece of bread fried brown in good butter is served under them.

WOODCOCKS AND SNIPES.

When these birds are picked they should be handled as little as possible, because the skin is very tender, and if broken spoils the beauty of the bird. Then cut off the pinions at the first joint, the legs press close to the side, through which and the body pierce the beak of the bird, then cross the feet and lay a bard of bacon over the breast. These birds and snipes are never drawn.

LARKS, WHEATEARS, AND SMALL BIRDS.

Being picked, cut off the pinions at the first joint, draw out the inside, turn the feet close to the legs and entwine one in the other; then run a long skewer through the middle of the bodies of as many as you intend to dress, and tie them on the spit.

HARES.

Having chopped off the four feet at the first joint, raise the skin off the back, and draw it over the hind legs, leaving the tail whole, then draw the skin over the back, and slip out the fore
 e 5 legs,

legs, very gently cut it off the neck and head, but leave the ears on. Take out the liver and lights, and clean the vent. Take the hind legs, cut the under sinews, and bring them up to meet the fore legs, then run a skewer through one hind leg, the body and the hind leg on the other side, and do the same with the fore legs, then put the stuffing in; tie a string round the body and over the legs, to keep them in their place. The head must be skewered back by running a skewer through the mouth, the back of the head, and between the shoulders. When the hare is roasted. (See *Roasting*.)

RABBITS.

Observe the rules for skinning and trussing hares, except in skinning rabbits cut off the ears, and if two together are roasted, skewer each head against the shoulders outwards, with four or five skewers through the bodies, to fasten them well to the spit.

SWANS.

Truss it the same as a goose, served with sauce in a boat. (See *Sauces*.)

DIRECTIONS FOR CARVING.

To carve Round of Beef,	To carve Hams,
———— Brisket,	———— Haunch of Venison,
———— Sirloin,	———— Fish,
———— Beef Tongue,	———— Fowls,
———— Fillet of Veal,	———— Turkeys and Turkey
———— Breast of ditto,	Poults,
———— Leg of Mutton,	———— Pheasants and Par-
———— Shoulder of ditto,	tridges,
———— Neck of ditto,	———— Pigeons,
———— Saddle of ditto,	———— Geese,
———— Fore quarter of Lamb,	———— Ducks,
———— Pig,	———— Moor Fowl,
———— Spare-rib of Pork.	

To carve Woodcocks and	To carve Hares,
Snipes,	----- Rabbits,
----- Larks, Wheatears,	----- Swans.
and small Birds,	

ROUND OF BEEF.

Cut a slice off the top first, as that in general is dry, and loses its flavour in the boiling, then (a slice off the whole round being too much to help to at once) ask which side is preferred, which accordingly give, with a portion of the side fat and, if there is any, udder. Always endeavour to cut as even as possible, that the joint may have a good appearance when cold.

BRISKET OF BEEF.

This part is always boiled. It must be cut length-ways down to the bone; lay the first cut aside, for it should not be offered to any one, unless they prefer it. The fat in the slices is rather gristly, underneath is some more mellow.

SIRLOIN OF BEEF.

The meat on the upper side is much firmer than on the under, which is very tender, and preferred by many persons; but there is no particular rule to carve it, some preferring it near the end, or in the middle, and others the under side; but it is advisable to cut the slices tolerably thin.

BEEF TONGUE.

The most rich and juicy part is about two inches from the root, at which part you should begin to cut thin slices. Towards the tip it is much drier.

FILLET OF VEAL.

This must be cut as a round of beef, being the same part of a calf as of an ox, that is, the thigh.

Some prefer the outside cut, as the most savoury, but as many do not it is necessary to ask which part they prefer. With every slice of meat give a slice of stuffing, which is put under the skirt or flap, with a little of the fat. Be careful to cut even.

BREAST OF VEAL.

First divide the gristles from the ribs; the gristles are in general called the brisket; cut them in several pieces at the joints, and divide the ribs; before you help any person, enquire which they most prefer, as some fancy the brisket, and others the ribs; if there is any sweetbread give a piece to each person you help, with some stuffing, which is under the skin on the ribs.

LEG OF MUTTON.

The proper method of carving this joint is to cut through the thickest part down to the bone, at the same time you will cut through the kernel of fat, which is called the pope's eye. This many people take, some prefer the shank which is much drier and coarser than any other part of the joint. A leg of wether mutton is the best flavoured, and is known by a small round lump of fat on the top of the thick part. Whether boiled or roasted carve it the same.

SHOULDER OF MUTTON.

This joint by many is preferred to the leg (though not so profitable) as it has several fine cuts in it, and is much more juicy than a leg. Place your knife in the hollow part, and cut it down to the bone, the parts cut will immediately open wide enough to take several slices from it. The best fat is on the outer edge and should be
cut

cut in thin slices. When the hollow part is cut away, begin to cut on each side of the ridge of the blade bone; under the shoulder toward the broad end there are some good pieces, which some prefer. The knuckle is coarse and dry like the leg, still it is often preferred by some.

NECK OF MUTTON.

There is no great difficulty in cutting this piece when it is well jointed (which it always should be), it is only to divide each bone. The fat end is the most esteemed, though some prefer the lean end.

SADDLE OF MUTTON.

This joint consists of the two loins undivided, and as the back bone runs down the middle, long slices are taken on each side, which is the fleshy part; there are also two small fillets underneath, which are cut lengthways like the other; these are much more tender and are often preferred.

FORE QUARTER OF LAMB.

This joint is always roasted, and before it comes to table, the shoulder is cut off, and the juice of a lemon or Seville orange squeezed on the cut part; proceed to carve the shoulder as if mutton, and separate the neck from the breast, which part is the most esteemed. But always ask whether shoulder, neck or breast, is preferred; if either of the latter, help to two ribs or a couple of bones from the neck.

PIG.

Before it is sent to table the head is cut off, and split down the back, the head likewise split in two is laid on each side. Then separate

rate the shoulders and legs from the body; then divide the ribs, the most delicious part is near to the neck, next is the ribs; in short of a young pig, every part is a delicacy; but some still prefer one part, some another; therefore it is always necessary to inquire.

SPARE-RIB OF PORK.

First cut some slices from the thick part at the bottom of the bones, then separate the bones, which are in general preferred being very sweet picking.

HAMS.

The most proper way of carving a ham is to cut it through the middle to the bone, and be careful that the slices are very thin; some begin to cut near the knuckle, and others at the thick end. But the middle is the prime part, and handsome slices are easily taken from it.

HAUNCH OF VENISON.

Cut it across down to the bone, a short distance from the knuckle, then from the centre of that cut, take another as deep as you can lengthways, from which place you may take as many slices as you please. It will form a kind of letter T. Venison should not be cut either too thick or too thin; when you help any person be sure to give plenty of gravy, which had better be served in a boat, as it quickly cools. A neck of venison is carved in the same manner as a neck of mutton.

FISH.

There is no particular directions for fish; the best mode is easily attained by a little practice. Of a salmon cut a small slice across down to the bone, which will contain some of the back and belly

belly. Of a turbot, enter your fish slice in the centre over the back bone, the thickest part is most esteemed. Soles whether boiled or fried, cut across through the bone. Mackerel, slice it along the side, but do not begin too near the gills, as it is often ill-flavoured; do not fail to help each person to some of the roe. Carp, tench and whittings, and others of the same form, are sliced on the side. Eels are cut through the bone in several pieces according to its size, the thickest part is most esteemed.

FOWLS.

First loosen the legs, then cut off the wings, next the merry-thought, then take off both the legs at the joints; the carcass now only remaining, lay it on one side and cut through the tender ribs to separate the back bone from the breast; place the back bone upwards and fix the fork under the rump, press the edge of the knife on the back, lift up the lower part of the back, and you will find it readily divide; then cut off the side bones from the lower part of the back, (which are generally called sidesmen). The fowl is now completely cut up.

TURKIES AND TURKEY POULTS..

Carve them by cutting several thin slices from the breast, then cut off the pinions and legs at the joints, and finish them in the same manner as a fowl. Turkey poults the same as a fowl, if there are two roasted one should be larded.

PHEASANTS AND PARTRIDGES.

To carve these observe the manner of fowls.

PIGEONS.

To carve them, cut them down the breast an
through

through the back, which will be divided into halves.

GEESE.

Take off both the legs and the belly piece at the extremity of the breast, cut a piece on each side about half an inch from the sharp bone; divide the pinions, cut off the merry-thought, and another slice from each side of the breast bone; then turn the goose on one side, and cut it through to separate the breast bone from the back, the latter divide by cutting it above the loins. When you help to goose, give some of the stuffing. After goose a small glass of brandy will have a good effect upon some stomachs.

DUCKS.

When roasted cut off the wings, loosen the legs and merry-thought, and divide the back from the breast. They are sometimes stuffed with sage and onion. Wild-ducks, widgeons and teels, are arranged in the same manner.

MOOR FOWL.

Observe the manner of carving partridges and pheasants for these birds; sometimes a piece of bread fried brown in good butter served under them.

WOODCOCKS AND SNIPES.

These carve like fowls or pigeons, the head must be opened, as some like the brains.

LARKS, WHEATEARS AND SMALL BIRDS.

These being so small require no carving, as one or two is not too much to help at once.

HARES.

Begin to carve thus, put the point of your knife under the shoulder and cut to the rump, then

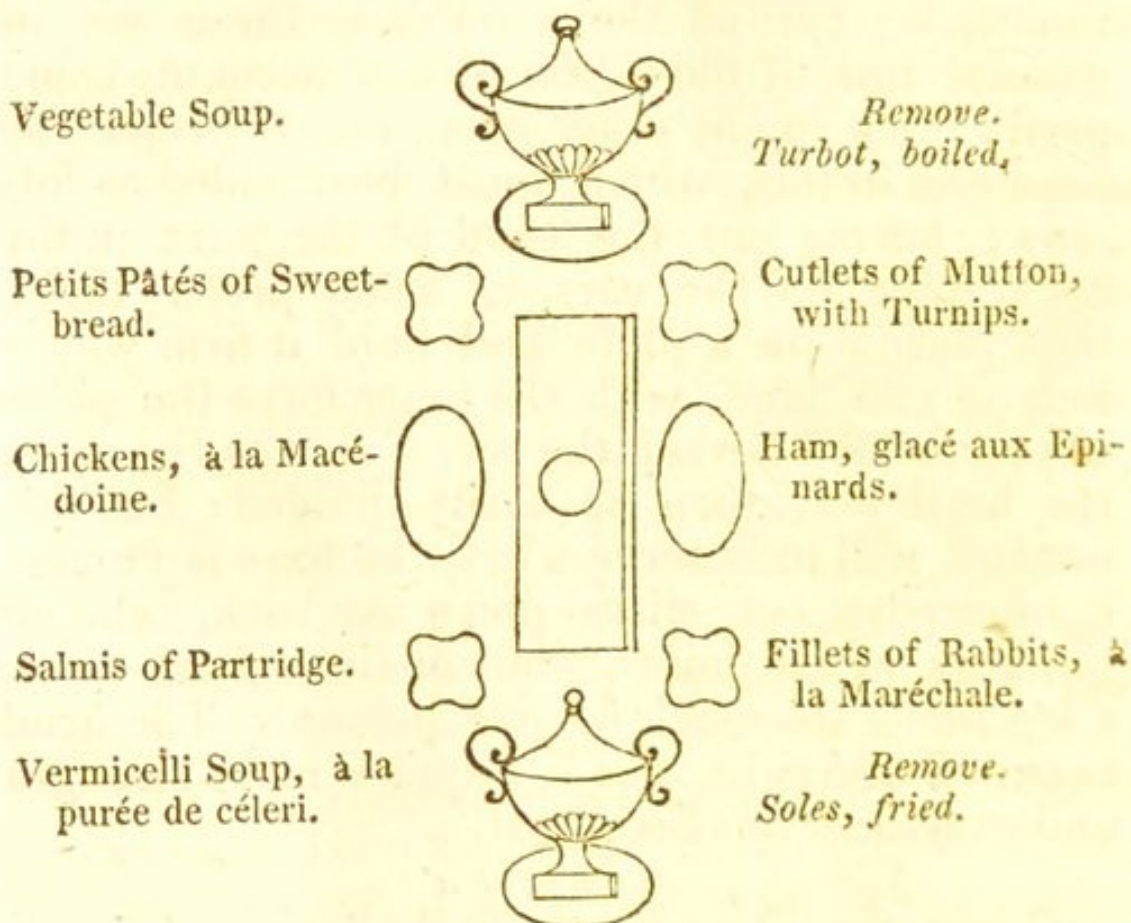
then do the same on the other side; by this method the body then will be divided in three, then cut the back through the spine in five or six pieces, this is mostly esteemed the tenderest and most juicy; separate the legs from the back bone, the meat of which is closer and not so juicy as the back; cut off the shoulders, these are in general full of blood, on which account some prefer them to any other part; others prefer the head and brains, which must be divided as follows; having cut the head at the joint in the neck, take off the ears, as some prefer them, then place it on a plate and hold it firm with a fork in one hand, with the other force the point of your knife between the ears down to the nose, the head may then be easily divided; but this method will only serve when the hare is young; if otherwise cut slices down the back, take off the legs at the joints, and cut slices from them, a leg being too much for one person. The head is cut off and split, but it requires more strength and exactness in effecting it.

RABBITS.

Carve them by cutting off the legs and shoulders (which are in general called wings), then place your knife at the top of the back between the shoulders, and cut down to the rump, it then will be divided, cut it across in three or four pieces. The head should be cut off and split before it is sent to table. If a very young rabbit it only need be cut across, not down the back.

SWANS.

Cut slices from the breast, or split it equally down the middle; serve the sauce in a boat. (See *Sauces*).

TABLE FOR TWELVE—*First Course.*

SIDE TABLE.

Saddle of Mutton, }
 Fillet of Veal, } Roasted,
 Game Pie.
 Pudding.
 Cold Fowl.
 Vegetables.

TABLE FOR TWELVE—*Second Course.*

Chickens, roasted.



Remove.
Gâteaux Madeleine.

Orange Jelly.



Mushrooms à la crème.

Petits Bouches.



Gâteaux de Boulogne.

Cauliflowers.



Charlotte of Apples


Grouse, roasted.



Remove.
Soufflé à la Reine.

TABLE FOR SIXTEEN—*First Course.*

Soup à la Reine.



Remove.
Piece of Sturgeon
roasted.

Vol au Vent of Vegetables.



Rissoles à la d'Artoise.

A Blanquette of Chicken with Cucumbers.



Cutlets of Lamb en Epigramme.

Pigeons à la Lune.



Neck of Veal à la Crème.

Wild Ducks à l'Orange.



Filets of Soles sautés, à la Maître d'Hotel.

Filets of Rabbits in a Marinade, fried.



Casserole of Rice with a Ragoût.

Potage à la Julienne.



Remove.
Turbot boiled.

SIDE TABLE.

Leg of Mutton, roasted.
 Round of Beef, boiled.
 Ham.
 Raised Pie.
 Fowl.
 Pudding.
 Vegetables.

TABLE FOR SIXTEEN—*Second Course.*

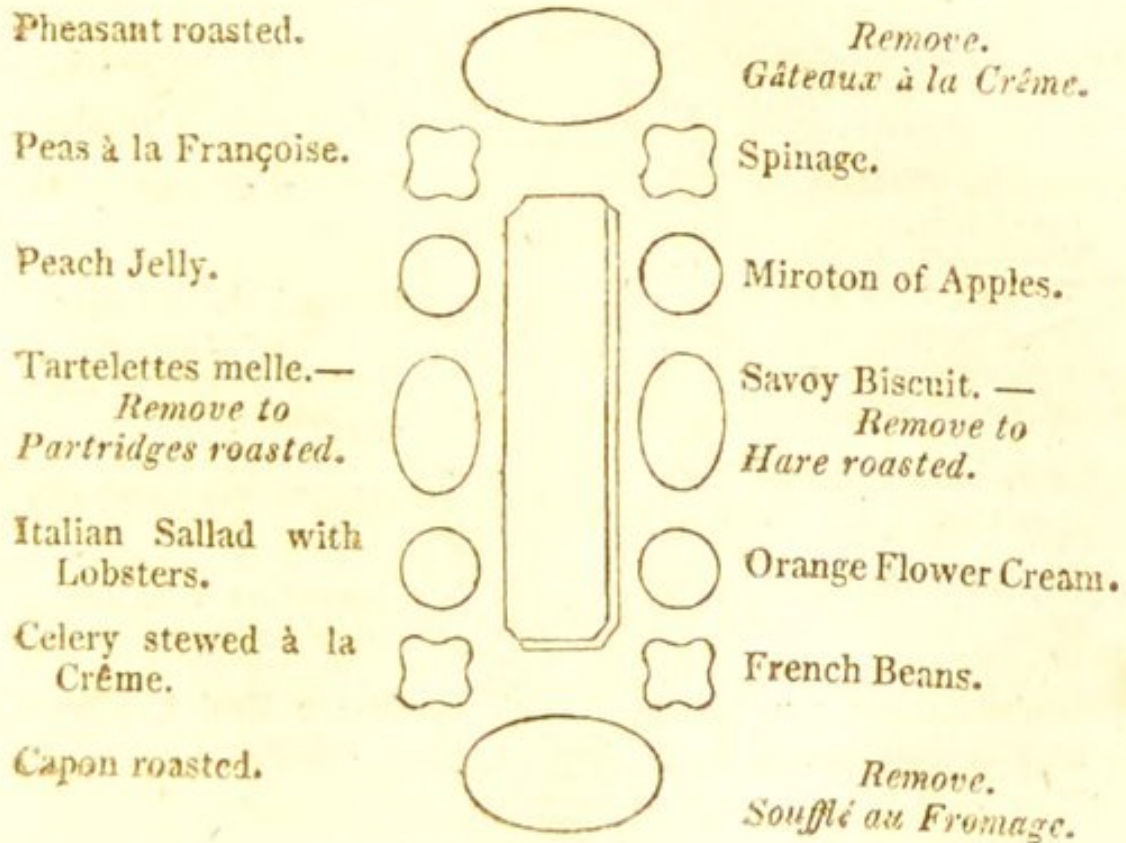




















TABLE FOR TWENTY—*First Course.*

Soup Lorraine.		<i>Remove.</i> <i>Salmon Trouts boiled.</i>
Fricassee of Chickens.	 	Sweetbreads with Tarragon Sauce.
Petits Pâtés of Oysters.	  	Fillets of Partridge, grillés à l'aspic.
Cutlets of Mutton in a Harricot.	 	Collops of Cod à la Crème.
Rice Soup with a pu- rée of carrots.— <i>Removed with a Fowl and Truffles.</i>	  	Potage à la Jardinière. <i>Removed with Stewed Beef à la Ma- rèche.</i>
Hare en salmis, in an open Pye.	 	Pigeons in a Compote.
Fillets of Whittings, fried.	  	Cammelou à la Lux- embourg.
Fillets of Grouse, sau- tés à la Vénitienne.	 	Mince Veal à la Por- tugaise.

Asparagus Soup.

*To remove the Soup.**Large Turbot boiled, garnished with fried Smelts.*

SIDE TABLE.

Saddle of Mutton, }
 Sirloin of Beef, } roasted.
 Loin of Veal.
 Ham à l'aspic.
 Game Pie.
 Pig's Head with Truffles.
 Brawn.
 Oysters.
 Pudding.
 Vegetables.

TABLE FOR TWENTY—*Second Course.*

Partridges roasted.		<i>Remove.</i>
Peas à la Bourgeoise.		<i>Fondues of Cheese.</i>
Pine Jelly.		French Beans.
Italian Sallad with Sturgeon.		Gooseberry Tart with Cream.
Hare roasted.— <i>Removed with Pâtés de Genoisse.</i>		Cherry Pudding with Marasquin.
Omelet.		Small Chickens roasted.— <i>Removed with Petits choux, garnis.</i>
Baba.		Eggs and Anchovies in savoury Jelly.
Cauliflowers.		Strawberry Cream.
Black Cocks roasted.		Artichokes à l'Italienne.
		<i>Remove.</i> <i>Petits choux à la d'Artoise.</i>

DINNER TABLES,
DINNER FOR SIX.

Flemish Soup,
*Removed with a Loin of Veal
à la Béchamelle.*

Filletts of chickens, à l'écarlate.		Calves' Brains en Matelotte.
-------------------------------------	--	------------------------------

Soles fried,
*Removed with Partridge and
Red Cabbage.*

Guinea Fowl roasted,
Removed with a Currant Tart.

Eggs à la Bourguignot.		Asparagus in Peas, stewed.
------------------------	--	----------------------------

Hare roasted,
Removed with a Soufflé of Rice.

Side Table.

Saddle of Mutton roasted.

Game Pie.

Pudding.

Cold Roast Beef.

Vegetables.

DINNER FOR TEN.

Spring Soup,
*Removed with young Chickens
and Cauliflowers.*

Petits Pâtés de Godiveau.		Filletts of Salmon, with Tarragon Sauce.
Blanquette of Fowl, with Truffles.		Minced Mutton, with Cucumbers.

Carp stewed with wine,
*Removed with a Leg of Lamb and
Asparagus Peas.*

Ducklings roasted,
*Removed with Strawberry Cream
 in a Timbale.*

Cherry Jelly.

Mushrooms au Crouton.

Peas.

Savoy Biscuit.

Pigeons roasted,
Removed with petits Choux Meringues.

Side Table.

Piece of Beef roasted.

Game Pie.

Fowl.

Ham.

Pudding.

Vegetables.

B O O K II.

S O U P S.

Consommé, or Jelly Broth.

Espagnole.

Beef Stock.

Portable Soup, or Glaze.

Glaze for glazing Meat.

Turtle Soup.

Nageoires de Tortue, or the Turtle-fins.

Mock Turtle, or Calves-head Soup.

Potage à la Jambe de Bois, from the Almanach des Gour-

mands.

—— aux Légumes, or Vegetable Soup.

—— à la Jardinière, or Garden Soup.

—— à la Julienne.

—— à l'Hoche-pot.

—— aux Navets, or Turnip Soup.

—— à la Purée de Céleri, or Celery Soup.

—— aux Laitues, or Lettuce Soup.

—— à la Chicorée, or Endive Soup.

- Potage à l'Angloise, or English Soup.
 ——— du Printemps, or Spring Soup.
 ——— à la Purée de Laitues, or Lettuce Soup.
 ——— à la Purée de Pois verds, or Green Peas Soup.
 ——— à la Purée de Pois for winter.
 ——— à la Queensberry.
 ——— au Faubonne.
 ——— de Printanier.
 ——— à la Purée de Lentilles, or Lentile Soup.
 ——— au Riz, or Rice Soup.
 ——— au Vermicelli, or Vermicelli Soup.
 Soupe à la Reine.
 ——— Lorraine.
 Potage au Vermicelli à l'Allemande, or Vermicelli Soup à l'Allemande.
 ——— au Vermicelli à la Reine.
 ——— au Riz à la Reine, or Rice Soup à la Reine.
 ——— à la Purée d'Oseille, or Sorrel Soup.
 ——— à l'Espagnole, or Spanish Soup.
 ——— à la Française, or French Soup.
 ——— à la Bourgeoise, or Citizen's Soup.
 Soupe de Santé, or Health Soup.
 ——— à l'Ivrogne, or Drunkards' Soup.
 Potage aux Asperges, or Asparagus Soup.
 ——— à la Purée de Gibier, or Game Soup.
 ——— à la Court-bouillon.
 ——— aux Oignons Blancs, or White Onion Soup.
 ——— à la Sainte Ménéhould.
 ——— à la Flamande, or Flemish Soup.
 ——— de l'Esturgeon, or Sturgeon Soup.
 ——— d'Ecrevisses, or Cray-fish Soup.
 To make a Coulis of Cray-fish au Gras and au Maigre.

Preliminary Hints and Observations.

LET great care be taken that the stock pots and covers are kept perfectly clean and well tinned, not only the inside, but about an inch down the edge on the outside of each pot or stewpan, as it will be a sure preventive of any bad effects from the copper. Never let the consommé, stock, or soups, or any other liquid stand for any space of time in the stewpans; if through neglect or any other cause this should happen, be careful always

always to put the contents into another vessel before they are put on the fire, and take off all the scum that rises on the top, before and while it is boiling.

The two or three first receipts should be attentively observed, as on those depend the fine taste of all the sauces, soups, &c. then follows several kinds of soups both clear and in purée.

CONSOMMÉ, OR JELLY BROTH.

Prepare this with a leg or shoulder of veal and an old fowl, except you have any trimmings of chicken which will answer the same purpose. Chop the joint of veal in pieces and wash it well; put a very little water at the bottom of the stock pot, and put in the veal with the bones, next to the bottom: to about fourteen pounds of veal and an old fowl put two good carrots, three middling sized onions, and half a pound of lean ham; keep it stirring over a moderate fire, and shake it often that it may not stick to the bottom; when the liquor gets thick and appears like a glaze it is ready to put hot water into. Cover your meat about four inches; when it begins to boil skim it well, and put in a bunch of well washed parsley; then let it boil gently by the side of the stove, and skim it when you perceive it necessary. When the meat comes from the bone and appears stringy, pass the consommé through a silk sieve into a pan for that purpose, it is then ready for use; your sauce tournée you will see in *Sauces*, or clear transparent soups, white soups, as à la reine, or à la lorraine, or clear aspic jellies, and several other things it is used for, which you will find in different parts of this work.

ESPAGNOLE.

Put this on after the same manner as the consommé, except that more ham, a few peppercorns, and a very little spice with a clove of garlick must be added; let this stew over a moderate fire, and shake it often till it takes a brown colour, then put water to it as to a consommé, and when ready run it through a sieve in the same manner. You must mix this in the same as for the sauce tournée, being brown it serves for the brown sauces, which are called espagnole; or if you wish the soup to be a higher colour than usual, put half of this and half of consommé; but this is only necessary where there is company, and you perceive that several dishes in your bill of fare require brown sauces.

BEEF STOCK.

This is made from the legs, shin, and scrags of beef, or any bones that are to spare. Chop them into pieces, wash them, and put them in a large pot on the fire filled half with cold and half with hot water; it must be closely attended to when it begins to boil, in order to take off the scum; then set it on one side of the stove to boil gently, and put in three or four carrots well scraped and washed, onions, parsley, peppercorns, salt, and one clove of garlick; put the cover on and mind to skim it when wanted; when the meat is done to pieces, run it through the sieve the same as a consommé. This serves for plain hachis, or to reduce to glaze for your vegetable soups, butter sauces, &c. if required.

PORTABLE SOUP, OR GLAZE.

Take a consommé espagnole, or beef stock,
(either

(either of which you mean to make into a glaze), and take the fat off the top. Put it in a large pan and set it over a clear fire to boil quick, taking great care to skim it; when it thickens run it through a silk sieve into a smaller stewpan, and set it over the fire again with a wooden spoon in it; continue stirring till it is reduced to the thickness of sauces in general, then pour it into pots for use. Mind that your fire be very gentle, or it will burn. If you set veal or chicken on with an intent to make the whole of it in a glaze, it had better not be stewed, but proceed as for beef stock.

A GLAZE FOR HAM, VEAL, OR ANY KIND
OF MEAT.

Take the braize in which a neck of veal à la saint-garat has been stewed, reduce it as portable soup, and put it into pots; when some is wanted for use cut a piece out, put it in a small stewpan with a bit of butter, and a little broth of any kind, merely to keep it from burning; put a brush into it and stir it by the fire till dissolved, then with the brush glaze the ham, cutlets, or whatever else is wanted, set it in a bain marie if wanted again, to keep liquid. If you should happen to have none of this braize, set some meat on after the same manner.

TURTLE SOUP.

The day before you dress a turtle chop the herbs and make the forcemeat, then on the preceding evening suspend the turtle by the two hind fins with a cord; and put one round the neck with a heavy weight attached to it to draw out the neck, that the head may be cut
off

off with more ease, otherwise you stand a chance of breaking your knife; let the turtle hang all night, in which time the blood will be well drained from the body. Then early in the morning, having your stoves and plenty of hot water ready, take the turtle, lay it on the table on its back, and with a strong pointed knife cut all round the under shell (which is the callipée); there are joints at each end, which must be carefully found, gently separate it from the callipash (which is the upper shell); be careful in cutting out the gut that you do not break the gall. When the callipée and callipash are perfectly separated, take out part of the gut that leads from the throat, that with the three hearts put into a bason of water by themselves; the other interior part put away. Take the callipée, and cut off the meat which adheres to it in four quarters, laying it on a clean dish. Take twenty pounds of veal, chop it up, and set it on in a large pot, as before directed for espagnole, putting the flesh of the turtle in at the same time, with all kinds of turtle herbs, carrots, onions, one pound and a half of lean ham, pepper-corns, salt, a little spice, and two bay leaves, leaving it to stew till it takes the colour of espagnole; put the fins (the skins being scalded off) and hearts in half an hour before you fill it, with half water and half beef stock, then carefully skim it; put in a bunch of parsley and let it boil gently, like consommé. While the turtle is stewing carefully scald the head, the callipée, and all that is soft of the callipash, attentively observing to take off the smallest particle of skin that might remain; put them with the gut into a large pot of water,
to

to boil till tender; when so, take them out and cut them in squares, putting them in a bason by themselves till wanted for the soup. The next thing is the thickening, which must be prepared in the same manner as sauce tournée (See *Sauces*). The turtle being well done, take out the fins and hearts and lay them on a dish; the whole of the liquor must pass through a sieve into a large pan, then with a clean ladle take off all the fat, put it into a bason, then mix in the turtle liquor (little at a time) with the thickening made the same as sauce tournée; but it does not require, neither must it be, one twentieth part so thick; set it over a brisk fire, and continue to stir it till it boils; when it has boiled two hours, being skimmed all the while, squeeze it through the tammy into another large stewpan, stir it on the fire, and stir it as before till it boils; when it has boiled gently for one hour, put in the callipée and callipash, with the gut, hearts, and some of the best of the meat and head, all cut in squares, with the forcemeat balls and herbs, which you will have ready chopped and stewed in espagnole (the herbs are parsley, lemon, thyme, marjoram, basil, savory, and a few chopped mushrooms if you have them). It must be carefully attended to and skimmed, and one hour and a half before dinner put in a bottle and a half of Madeira wine and nearly half a bottle of brandy, keeping it continually boiling gently, and skimming it; then take a bason, put a little cayenne pepper into it, with the juice of six lemons squeezed through a sieve. When the dinner is wanted skim the turtle, stir it well up, and put in a little salt if necessary, then stir in
the

the cayenne and lemon juice, and ladle it into the tureen. This receipt will answer for a turtle between fifty and sixty pounds.

NAGEOIRES DE TORTUE, OR THE TURTLE FINS.

These being stewed with the turtle, as in the last receipt, make a dish of them alone, by putting them in a stewpan with some good strong espagnole, and some madeira or port wine, in which let them boil gently till the rawness is off the wine; then squeeze in some lemon juice: lay them in a dish with a paste border round the edge (for which see *Pastry*); garnish them with forcemeat, either in balls or lengths, and pour the sauce over the whole. They may be served with an italienne, tarragon, or any other sauce: the inside flesh of the turtle, which has the appearance of chicken, may be larded and treated as a fricandeau of veal.

CALVES HEAD SOUP, OR MOCK TURTLE.

Take a white calf's head, with the hair well scalded off; split it in two, and boil it in plenty of water till very tender; then take all the meat from the bones, with the white skin, and cut it in squares like the turtle meat. Make a thickening the same as for turtle, which mix with good strong espagnole; boil it in the same manner, and put in the herbs, forcemeat, wine, &c.; in short, finish it after the receipt for turtle.

POTAGE À LA JAMBE DE BOIS.

[The following potage is from the Almanach des Gourmands: it may be served with a small dinner, but being so plain and roughly served it will not look well for a company dinner; still it is a thing which several may like.]

Take a shin of beef, cut away both ends, leaving the large bone about a foot long; put it
in

in a stewpan with some good stock, a piece of beef steak, and a sufficient quantity of cold water. After scumming it, season it with salt and cloves; add two or three dozen carrots, a dozen onions, two dozen heads of celery, twelve turnips, and ground pepper, a fowl and two old partridges. Observe you put your pot on the fire early in the morning, and let it simmer very gently, that the liquor may be very good. Then take a piece of fillet of veal, of about two pounds weight; let it steam in a stewpan, and moisten it with your liquor; when it is freed from the fat add a dozen heads of celery, and put the whole into the porridge-pot for about an hour before you serve it up. The liquor being done and well tasted, take some rasped bread, cut off the crust, and put them into a saucepan; moisten them with the liquor, and let them simmer: when done, lay them on your soup dish, and garnish them with all the different vegetables in your porridge pot; then place the shin of beef on the potage, pour on sufficient liquor, and serve it very hot.

POTAGE AUX LÉGUMES, OR VEGETABLE SOUP.

Wash half a dozen cabbage lettuces, as many heads of celery, one large carrot, a few turnips, and peas, if to be had. After having cut the dead leaves off the lettuces, blanch them in plenty of water, with salt, and lay them on a sieve; cut the celery into round shapes, the size of a shilling, and blanch it; cut the carrots and turnips into large squares, then with a small knife turn them round in the shape of a barrel; blanch the carrots till tender; fry the turnips in
good

good clarified butter, with onions cut in squares, till they become of a light brown colour, drain them on a hair sieve with the carrots; and cut the lettuce in three pieces without the stalk, put a few peas and fried cucumbers into the sieve with them. The vegetables being ready, put them in the soup-pot, with a small bit of sugar and salt; fill the pot up with three parts consommé and the remainder espagnole (or it may be all consommé if you like), or of beef. However, set it by the side of the stove to boil gently, and skim off all the scum that rises to the top; when it has well boiled, and been skimmed for two or three hours, it will be ready to clarify, which is done thus: take the soup from the fire and run it through a clean hair sieve into a large white bason (taking great care you do not break the vegetables); then beat up the whites of three eggs with one altogether in a large stewpan, with a very little sugar and salt if required, and glaze if you think it not strong enough; when you have beaten the egg for two minutes (as it must not rise to a strong froth), skim off all the fat from the top of the soup, first with a spoon, then by passing a sheet of paper across it; when cleared of the fat pour it into the eggs, and continue to stir it over the fire till it boils, then take out the spoon, and let it boil gently for a quarter of an hour, in short, till perfectly clear; have the soup-pot well scoured, into which put the vegetables out of the sieve; lay a clean tammy over the soup-pot, and carefully run your soup through to the vegetables, (let it be done very gently, and be careful that you do not squeeze the tammy, as that will thicken the soup);

soup); then set it by the side of the stove to boil for half a minute, to take off what scum may arise from the vegetables; put in the crust of a French roll, cut in small round pieces, and browned in the oven. The soup is then ready to serve.

Other clear soups are clarified in the same manner. This is a tureen for nine or ten: as the company increases, of course increase the soup.

POTAGE À LA JARDINIÈRE, OR GARDEN SOUP.

The same kind of vegetables as for potage aux légumes, with the addition of sorrel and chervil. The lettuce, sorrel, celery, and carrot must be cut square in a bason of water, with the chervil finely picked; they then must be well washed and blanched in a large stewpan of water, when done drain them on a sieve; the turnips, cut in small squares; fry till of a good colour in clarified butter with onions, cut the same, then drain them on a sieve with the vegetables. Proceed then by putting it on the same as the last soup: perhaps it will be better to omit the espagnole, as it should be of a lighter colour; clarify it the same.

POTAGE À LA JULIENNE.

Take half a dozen cabbage lettuces, two handfuls of sorrel, six heads of celery, and a carrot, well washed; cut them into fine shreds in a large bason of water, with a little picked chervil, wash them well and set them on a sieve to drain; take then a good onion, shred it likewise, and put it with some clarified butter in the bottom of a stewpan; fry them a light brown; then add the
vegetables

vegetables you have cut to the onions, cover them close down, and let them stew gently till done, then turn them on a sieve to drain: they then are ready to put on and clarify, as directed for the other soups. Here espagnole is required: asparagus or cucumbers may be introduced when in season.

POTAGE À L'HOCHEPOT.

Prepare your vegetables as for vegetable soup, except that one hour before clarifying it put in eight or nine thin mutton cutlets; when done take them out with a fork, lay them between two plates, then clarify the soup as usual. Before the soup is served, lay the cutlets in the tureen, and pour the soup over them.

POTAGE AUX NAVETS, OR TURNIP SOUP.

Take ten or a dozen turnips that are not the least spongy, cut them about an inch square, then shape them like a barrel, and put them into a bason of water as you do them; while they are preparing, set a quarter of a pound of butter on the fire to clarify, in a shallow stewpan; when the turnips are ready, and drained from the water, put them in the butter and fry them till of a fine brown colour, then put them in a sieve that the butter may run off: put them into a soup-pot with a little sugar and salt, and fill it up with consommé; set it by the stove to boil gently, skim it well, and clarify it the same as other soups. A few heads of celery cut round, blanched, and put in at first with the turnips, will be a great addition. Bread must be put in this and all other clear soups with vegetables.

POTAGE À LA PURÉE DE CÉLERI, OR CELERY
SOUP.

Chuse two dozen heads of fine white celery, neatly trim, split them in two, and wash them well; then put them on to blanch in a large stewpan of water with plenty of salt; when tender, drain them on a sieve, and stir the potage on the fire in a stewpan, with about three ounces of butter, and a very little sugar and salt. When the butter begins to look clear, mix in a ladle of consommé, when that has boiled for a few minutes, and the celery is perfectly mashed, stir in three table-spoonfuls of sauce tournée; when that has well boiled, rub it through the tammy; and add a pint of strong consommé, and nearly as much thick cream. Put it in the soup-pot, and half an hour before dinner, or rather more, set it on the fire to boil, and skim it. Serve it with celery cut round, blanched and stewed; put this in just before you serve it. If you wish the soup to be brown instead of white, use espagnole instead of consommé, and no cream.

POTAGE AUX LAITUES, OR LETTUCE SOUP.

Take two dozen fine cabbage lettuces, well washed and blanched in salt and water; when done take then a colander spoon and put them in a stewpan of clear water for a few minutes, place them on a clean hair sieve, and when well strained, they must be cut across in three pieces, and put in a soup pot with a little sugar and salt; fill it up with good consommé, and finish it as directed for turnip soup.

POTAGE AUX CHICORÉS, OR ENDIVE SOUP.

This is a clear soup made in the same manner

as lettuce soup. Take great care to pick out the bitter parts and wash the endive well.

POTAGE À L'ANGLOISE, OR ENGLISH SOUP.

Lettuce, turnips, carrots, thyme, parsley, celery, and marygolds, are the vegetables for this soup: the turnips and carrots must be cut round with a cutter, for the purpose, and put in two separate basons of water; the turnips must be fried a light brown, with a few onions cut square, in some good clarified butter; when done put them in a hair sieve; the carrots must be blanched by themselves, and added to the turnips, when done: the lettuce must be cut in large squares in a bason of water with the celery, which is to be cut round and blanched by themselves, and put in the sieve with the other vegetables; then put some common thyme well washed, and picked fine, in the soup-pot, enough to cover the bottom, which must be stewed with a small bit of butter. The vegetables in the sieve may then be put in the soup-pot with the thyme, which must be filled up with some good beef stock, and one ladleful of plain mutton broth. The parsley must be picked fine and blanched by itself, as well as the marygolds, and not put in before the soup is clarified: when clarified add a little sugar and salt, as directed in the other clear soups.

POTAGE DE PRINTEMPS, OR SPRING SOUP.

This soup is made in the same manner as vegetable soup, except the lettuce must be cut in squares, and stewed with some sorrel cut the same, and plenty of chervil picked: instead of the onions being cut square, they must be small round onions fried whole with the turnips. Put them

them when done and drained, into the soup-pot, with a very little sugar and salt, filling it up with good light coloured consommé, and continue to skim it till it boils, then clarify it the same as vegetable soup. You may put points of asparagus in this soup; and be careful that it is not too high coloured.

POTAGE À LA PURÉE DE LAITUES, OR LETTUCE SOUP IN PURÉE.

Having two dozen fine cabbage lettuces well picked, washed and blanched, as directed for clear lettuce soup, squeeze them well in a tammy, till the water is entirely out; put them in a stewpan with about two ounces of butter, which must stew gently till the butter begins to fry; add a ladleful of good consommé, letting it simmer on a slow fire till it is near reduced, then put two or three ladlefuls more of consommé, with three table-spoonfuls of plain sauce, which must be set on the fire to boil for a minute, and then rubbed through the tammy. While being rubbed through there may be added a ladleful of consommé; put it in a soup-pot and boil it gently by the side of the stove near an hour before sent to table. Then add the yolks of five eggs, with half a pint of good cream passed through the tammy. Before you serve it, care must be taken that it does not boil after the eggs are in.

POTAGE À LA PURÉE DE POIS, OR PEAS SOUP.

Two quarts of large peas, but not too old must be ready in a sieve with two cabbage lettuces, three green onions, a small bunch of parsley, three leaves of mint, and a small carrot; these must be well washed and put altogether in a large

stewpan of boiling water with a handful of salt ; they must be kept boiling till done, and then put into a hair sieve to drain for a few minutes. Have a clean stewpan ready with about two ounces of butter to put the peas in on a slow fire ; add a small ladle of consommé as you perceive them thicken, till they are ready to pass through the tammy. While they are getting ready cut two cucumbers about the size of a shilling, taking great care not to leave any of the seeds ; fry them a fine brown, in some clarified butter : drain them on a sieve and put them in a stewpan with a pint of good consommé to simmer by a slow fire till half reduced. When the peas have been well rubbed through the tammy, put them in the soup-pot, and half an hour before dinner set it on a slow fire, gently stirring it till it boils : then let it simmer on one side. If it should appear thick, continue adding consommé to keep it that of cream ; a quarter of an hour before it is served, put in the cucumbers, a small lump of sugar, and salt to your taste ; be careful to skim it whenever you see any scum rise ; put a toast cut in small squares in the tureen.

ANOTHER PEAS SOUP FOR WINTER.

Instead of green peas take those that are split, and proceed in the same manner as the last receipt, only do not boil them in water, but put them at first in a stewpan to stew with about two ounces of beef suet ; vegetables as above directed, and a few white peppercorns ; some water must be put in the bottom of the stewpan till they are soft, then add consommé as in green peas soup. If cucumbers cannot be had take
celery

celery blanched instead of fried, and proceed as with cucumbers.

POTAGE À LA QUEENSBERRY.

This is made exactly the same as green peas soup, only with all kinds of vegetables cut square and prepared as for potage à la jardinière: but instead of clarifying the consommé your vegetables are in, let it boil down, skim it, and put it in the peas purée, the same as the cucumbers in the above receipt.

POTAGE AU FAUBONNE

Is another peas soup made either with green or split peas, made like the others, but very strong, with half a dozen cabbage lettuces cut square, stewed very gently over a slow fire, and put in the soup at the same time as the vegetables in the other peas soups.

POTAGE PRINTANIER.

Six good cabbage lettuces, half the quantity of sorrel, a little chervil, and three leaves of mint must be picked in a large bason of clear water, and washed in several waters till perfectly free from grit and sand; then squeeze them well with your hands, and lay them on a clean table, take a large knife and chop them fine, but not quite so fine as parsley; put them in a soup pot with one ounce of butter, and let them stew gently on a slow fire, stirring them at times till they are done. One quart of good consommé must be added, but only a pint at first, and when that is nearly reduced add the other; when it boils put in nine table-spoonfuls of plain sauce (see *Sauces*) which must boil gently for one hour. If it should get too thick, add a little more consommé.

Have ready a leason of seven yolks of eggs and half a pint of cream squeezed through a tammy, which add the minute before you serve it; season it with salt to your palate. If it is to warm again, the soup-pot must be set in a stewpan of hot water, and stirred till it attains the heat wanted.

POTAGE À LA PURÉE DE LENTILLES, OR LENTILE SOUP.

Take about half a pint of lentiles, pick and wash them clean, and put them on in the same manner as the split peas soup; when stewed till tender keep adding a little espagnole as you add consommé in the peas soup; when the whole is well stewed together rub it through a tammy, put it into the soup pot, and let it boil gently one hour and a half, before it is sent to table; it must be kept the thickness of cream; if it proves too thick add a little more espagnole. Put some bread cut round (and fried in butter till brown) into the tureen.

POTAGE AU RIZ, OR RICE SOUP.

Take some rice well picked, and put it on the fire to blanch, then drain it on a sieve; about one tea-cupful must be put in the soup pot, with one head of celery, then pour one quart of consommé on it, and let it simmer by the side of the stove for three hours. If it gets too thick, add some more consommé, put in a little salt, take out the celery, and send it to table.

POTAGE AU VERMICELLI, OR VERMICELLI SOUP.

Let the vermicelli boil up once in some clear water with a little salt, drain it quick on a sieve, and put it in a quart of consommé, which must be ready boiling with one head of celery, and finish

ish it the same as rice soup. This may be made in one hour, or less.

SOUPE À LA REINE.

Stew the crumbs of two French rolls, one handful of rice blanched, with one head of celery, in a pint of good consommé; cut the meat of the breast of two fowls, and pound it in the mortar till fine, then add the yolks of two eggs boiled hard, and pounded together with a few sweet almonds blanched; if it becomes too stiff add a little of the bread to soften it. When all is well pounded together, put it in a tammy with the remainder of the bread, a little sugar, and salt; as you rub it through add first a pint of good consommé, a little at a time, then a pint of cream in the same manner, till the whole is entirely through the tammy. Pour it in a soup-pot, warm it gently by putting the pot in another stewpan of hot water and often stirring it.

Be very careful that the consommé is kept clear and free from dust, and as your soup is warming, boil one quart of it down to the thickness of soup, then put what you have boiled in the soup, stir it well and serve it up to table.

SOUPE À LA LORRAINE

Is made after the same manner as à la reine; but instead of a small quantity of almonds, put half a pound well picked and blanched, and when put in the tureen, have five or six very small rolls, the crumb to be taken out, the crust toasted, and minced chicken put in, these must swim on the soup. Boil the consommé the same as à la reine.

POTAGE AU VERMICELLI À L'ALLEMANDE, OR
VERMICELLI SOUP À L'ALLEMANDE.

Prepare the vermicelli the same as directed for vermicelli soup, but the minute before it is served up, stir together in a bason seven yolks of eggs with half a pint of cream, as directed in potage printanier.

POTAGE AU VERMICELLI À LA REINE, OR
VERMICELLI SOUP À LA REINE,

Is made as vermicelli soup, except having half the quantity with half that of soup à la reine to be mixed just before it is served up; be always careful that it does not boil when the à la reine is mixed.

RICE SOUP À LA REINE.

Make your rice soup as usual, and proceed in the same manner as directed in vermicelli à la reine.

POTAGE À LA PURÉE D'OSEILLE, OR SORREL
SOUP.

Have two pecks of young sorrel, pick it well from the stalks and wash it in several waters; then squeeze it well and let it stew on a slow fire, with nearly a quarter of a pound of butter till done. Drain it for two minutes on a hair sieve, and put it again in a stewpan with a small bit of butter on a slow fire; when the butter is melted add a half pint ladleful of consommé, when nearly reduced add another, then seven or eight table spoonfulls of plain sauce (see *Sauces*). When all is well boiled together rub it through a tammy, adding a quart of consommé while you pass it. Let it boil very gently two hours before

fore the dinner, and add six eggs and half a pint of cream mixed together as directed for the other soups, put this in the minute before it is served up; if it should not be strong enough to your palate, boil down some beef stock and mix in with it.

POTAGE A L'ESPAGNOLE, OR SPANISH SOUP.

This soup is made with espagnole (see *Sauces*), it must however be nearly half the thickness as used for sauce. Have every kind of vegetables prepared, as directed for vegetable soup and put them in one quart of good veal or beef gravy, to boil gently for two or three hours skimming them when required. Add one quart of strong but thin espagnole and let it boil again for nearly half an hour; before it is served, skim it, and add a little sugar and salt with the juice of one lemon.

POTAGE À LA FRANÇOISE, OR FRENCH SOUP.

Put six or eight good cabbage lettuces well washed and cut in small squares in a bason of water; let them drain well and put them into a small stewpan with one ounce of butter to stew on a slow fire, when done lay them on a sieve. Have some celery and carrots turned round, the same as for Spanish soup, blanched and laid on a sieve with the lettuce, then take some turnips turned, and small round onions, fry them together in clarified butter of a fine light brown, and put them on the sieve with the other vegetables; two cucumbers cut the size of a shilling and fried, must be put on the sieve with the rest; a few mushrooms likewise may be fried, but not brown; if liked, some chervil may be added picked and blanched. When the vegetables are prepared

put them in the soup-pot with three pints of good consommé, a small lump of sugar, and a little salt, which must boil gently at the corner of the stove for four hours, skimming it at times, and adding more consommé to keep it near the quantity as at first; half an hour before dinner put in six or seven table spoonfuls of plain sauce (see *Sauces*) and stir it till it boils; a leason of six yolks of eggs and cream should be ready as directed in the other soups, stir it well and mix it just before you send it to table.

POTAGE À LA BOURGEOISE, OR CITIZEN'S
SOUP.

One dozen heads of fine endive and as many of celery well picked, washed, and boiled together, they must not be put in till the water boils, and care must be taken to skim off what comes to the top; when done drain them on a sieve, and put them in a stewpan with a quarter of a pound of butter, a little salt, and a few white peppercorns. Stir it well on the fire till the butter begins to fry, then add about half a pint of consommé; continue stirring it for ten minutes, then add three good spoonfuls of plain sauce (see *Sauces*). When well boiled together, rub it through the tammy, adding at the same time one quart of good strong veal gravy. When all is through, put it in the soup-pot, and let it boil by the side of the stove one hour and a half before dinner; have ready to put into the soup before you serve it, half a dozen heads of celery cut round and blanched, with four heads of endive cut into small pieces and stewed on a slow fire; when these are done, put them on a hair sieve to drain, and then let them boil gently in a
quart

quart of good veal gravy (or espagnole) till reduced to one half; put into the tureen the breast of a fowl cut in thin round slices and pour the soup over them when ready; put a little salt if wanted

SOUPE DE SANTÉ.

At the bottom of your stewpan lay six or eight slices of lean ham with some beef over them, then some veal, with some partridge legs or moor gam, or chicken; salt peppercorns, Jamaica pepper, three or four cloves, a bay leaf, and one clove of garlic; stew the whole together till it takes a fine brown colour, then fill it up, half with water, and half good beef-stock, add three heads of celery, two good turnips, parsley, lemon, thyme, two carrots, three large onions, and a small bunch of winter savory: when the whole is thoroughly done, pass it through a double silk or lawn sieve into a bason. Then cut about the thickness of a quill and half an inch long, two good turnips and three large leeks, and fry them a fine brown colour together: next shred two good cabbage lettuces, celery, endive, sorrel, and chervil; and stew them down on a very slow fire with a small bit of butter. When done put them on a sieve with the turnips; then put them in the soup-pot, and pour the soup from the bason over them; set it on a clean stove, take care to skim it, and set it on one side when it boils, and let it simmer very gently for two hours; cut the crust of two French rolls in round pieces, brown them in the oven, and put them in the tureen, and pour your soup over them. If you like, it may be clarified, as other clear soups; but

but the real soupe de santé ought not to be clarified.

SOUPE À L'IVROGNE, OR DRUNKARD'S SOUP.

Cut five or six large onions into a stewpan, with a small bit of carrot sliced; parsley, one head of celery, a clove of garlic, a bay leaf, and three lumps of lean ham; stir these over rather a quick fire, till of a fine light brown; and add a gill of beef stock, stirring it again for ten minutes; next add a pint, and when it boils, three good spoonfuls of plain sauce (see *Sauces*); let it boil down to one half, put in four table spoonfuls of vinegar, and rub it through the tammy, adding a pint of good strong beef stock at the same time; let it boil gently one hour before dinner, shred some onions very fine, fry them brown and stew them in a pint of beef stock till nearly reduced; then put them in the soup and serve it up. If not sour enough add a little more vinegar.

POTAGE AUX ASPERGES, OR ASPARAGUS SOUP.

Take three quarters of a hundred of asparagus, scrape and cut them in pieces into a basin of clear water; pick and wash two cabbage-lettuces, four or five green onions, a carrot, and a bunch of parsley; put them on in some boiling water with the peas and a spoonful of salt, to boil up at once that you may skim them; as soon as skimmed, put them in a hair sieve; have a clean large stewpan with a quarter of a pound of butter, put the peas, &c. in, and stir them on the fire till perfectly mashed; half a pint of consommé must then be added, stirring it gently
at

at times. When the whole is thoroughly done, put in a small lump of sugar and a little salt, then rub it through a tammy, adding a quart of good strong consommé and beef stock mixed; let it boil one hour and a half before dinner and put in a quarter of a hundred of asparagus, cut in peas, and well blanched half an hour before it is served.

POTAGE À LA PURÉE DE GIBIER, OR
GAME SOUP.

This kind of soup may be made of partridges, moor fowl, and woodcocks together; if these are ready roasted, take the breast of one of each sort, put them in a clean marble mortar and pound them, the backs and legs must be put in a quart of strong veal gravy (or espagnole) on the fire, with a green onion and a lean piece of ham, till the goodness is entirely drawn out; in the mean time you must pound what is in the mortar with the yolks of two eggs boiled hard, then add a little of the veal gravy to soften the whole, take out the legs and back bones and put in three spoonfuls of plain sauce; when it boils, mix it together, out of the mortar, in the tammy, with the crumb of a french roll stewed in consommé with a little rice, as for soupe à la reine, and rub it through, adding some strong veal gravy till it takes the thickness of soupe à la reine, and warm it in another stewpan of water, as directed for soupe à la reine; if it stands still too long it will spoil. Some pieces of partridge or moor fowl may be cut in thin slices, and laid at the bottom of the tureen, with a few crusts of roll cut round and baked.

POTAGE À LA COURTE BOUILLON.

Prepare some ham, beef, and veal, in a stewpan with spice and vegetables, as directed for soupe de santé, and fill it up with consommé, and about one bottle of sherry; when the meat is well done, pass it through a lawn sieve into a pan or basin; have some carrots and celery prepared as for vegetable soup, blanched and stewed in strong consommé, likewise five or six fine cabbage lettuces done whole, and stewed as carrots and celery; two dozen small onions must be fried brown, and put into the soup pot with the other vegetables; when they are properly stewed, pour the soup from the basin over them, and let them simmer gently by the side of the stove for four hours, skimming it when it wants. Put the crust of two French rolls, cut round and fried of light brown, in the tureen, and pour the soup over them.

POTAGE AUX OIGNONS BLANCE, OR WHITE ONION SOUP.

Take a dozen of the finest large onions, peel and cut them in two in a basin of clear water; first, half boil and skim them in one stewpan of water with a spoonful of salt, then have another stewpan of boiling water; turn them on a sieve and put them immediately into the boiling water till they are done, then drain them on a sieve for a few minutes, when drained put them in a stewpan with a quarter of a pound of butter, stir them on the fire for a few minutes till the butter begins to fry, and add a half pint ladle of good consommé; stir them again till well mixed, and add four or five table spoonfuls of plain sauce,
see

(see *Sauces*). When all is well boiled together, rub it through a tammy, first adding one pint of good strong consommé, then one pint of good cream, and salt it to your palate; let it boil gently for one hour by the side of the stove, adding before you serve it up one dozen of very small round onions, boiled and stewed in some consommé with the crusts of two French rolls, cut round and baked, put in the tureen, and the soup put over them.

POTAGE À LA SAINTE-MENEHOULD.

For this you must have eight or nine clear carrots, scraped, cut in quarters, and the inside white taken out, then boil it with six heads of celery in a stewpan of water with a spoonful of salt, till perfectly tender; put them in a sieve for a few minutes, then stir them in a stewpan with two ounces of butter, on a slow fire for a quarter of an hour, with a little salt, a small lump of sugar, and one handful of peppercorns; when they are well washed, put in a ladleful of good veal gravy or espagnole, and when it boils rub it through a tammy, adding a pint more of the gravy when the whole is put into the soup-pot, till within one hour of the dinner, then place it on the stove to boil gently: having some vegetables prepared, as in potage à la jardinière, well stewed down in a quart of good consommé, put them in the purée for ten minutes; before it is served, skim and stir it gently, then put it in the tureen.

POTAGE À LA FLAMANDE, OR FLEMISH SOUP.

Take lettuce, sorrel, three leaves of mint, a few young carrots and celery, all of which cut about an inch long, and the thickness of a quill, putting

putting them as you do them in a large basin with some chervil picked fine, likewise cut some onions the same, which fry in the soup-pot with clarified butter till they begin to brown; then having the vegetables well washed and drained, put them to the onions to stew very gently, turning them at times; when the butter begins to fry take them from the fire and keep them closely covered. While the vegetables are stewing, cut a couple of good cucumbers the same shape, and fry them merely in clarified butter, drain it from them when done, and put them with the other vegetables; now put a quart of good consommé, with a very little sugar and salt, let it boil down gently, taking care to skim it and add more consommé, to keep it to the same quantity as at first; when the fat is skimmed off and well boiled, put in five table-spoonfuls of sauce tourné, and let it continue boiling gently as at first; when nearly the dinner time taste it, and if you think it not strong enough, add a little veal glaze mixed well in, then put in some points of asparagus, well boiled and green. When the dinner is wanted, take the soup from the fire, and mix a leason of the yolks of seven eggs with nearly a pint of cream, with it stir the whole well together, and pour it in the tureen, which should be warm, or this soup very soon thickens; but, be very careful not to put it to the fire after the eggs are in.

POTAGE DE L'ESTURGEON, OR STURGEON SOUP.

Take a fine piece of sturgeon, cutting off the fins and the gristley bone inside, with the skin; put it all to stew with half a pound of lean ham, a
bunch

bunch of herbs, carrots, onions, peppercorns, and allspice, with a little salt; when it is stewed of a fine brown colour, fill it up with veal consommé, half a bottle of madeira, and a gill of good vinegar; when well boiled and skimmed, put in a large piece of sturgeon to stew very gently with a fire under and above the stewpan, till it is well done; then take it out to cool, and pass the liquor through a lawn sieve, thickening it with ham, as directed for turtle soup; boil it just the same. When ready, cut your sturgeon in small squares, and put them in the soup with a few stewed oysters and mushrooms; let it boil gently for a few minutes, skim it and put in the juice of two lemons with a very little cayenne, then serve it up; if not strong enough, reduce a little beef stock and put it in. If liked, herbs may be added.

POTAGE D'ÉCREVISSÉS, OR CRAWFISH SOUP.

Pick off the meat of the tails of half a hundred crawfish; after boiling them, pound the claws and put them in a stewpan with consommé enough to cover them, to boil for ten minutes; then pass them through a sieve into a bason, have a thickening made the same as for the plain sauce (see *Sauces*), and mix it with good consommé the same as for sauce, but not quite so thick; when it has boiled gently near one hour, squeeze it through a tammy. Pound the fine red spawn of one or two lobsters with a bit of butter, and rub it through a fine hair sieve, which you must put in a stewpan and mix it with the liquor of the shells, first adding it by degrees till it is all mixed; it must boil for a minute, then put it with the other soup, and let it boil gently till it comes to a good thickness,

thickness, but not quite so thick as sauce. Half an hour before it is served put in the tails, which must be split down the middle; five or six very small rolls (with the crumb taken out and the crust toasted) must be filled with shrimps well picked, and put them to swim on the top of the soup.

TO MAKE A COULIS OF CRAWFISH AU GRAS ET
AU MAIGRE.

[From the Almanach des Gourmands.]

The coulis au gras makes an excellent substitute for the consommé to be mixed in the crawfish soup.

COULIS OF CRAWFISH AU GRAS¹

Take about thirty crawfish of a middling size, and after washing them several times, boil them in water; then pick them, and putting the shells apart, pound them well in a mortar with twelve sweet almonds and the crawfish. Then take a fillet of veal and a piece of ham, cut them into slices with an onion, and add some slices of carrots and parsnips; when the whole has taken colour, add some melted bacon and a little flour; let it simmer awhile, stirring it well, then moisten the whole with some good stock or broth. Add salt, pepper, cloves, basilic, parsley, young onions, mushrooms, truffles, crusts of bread, and let it simmer; then take out the veal, dilute the contents of the mortar with the juice, and strain the whole through a sieve.

COULIS OF CRAWFISH AU MAIGRE.

Instead of melted bacon substitute butter; let whatever you make it of be only half browned,
and

and moisten it with good fish liquor. But of course a coulis au maigre can never equal the excellence of a coulis au gras.

BOOK III.

MEATS AND BIRDS PLAIN ROASTED.

To roast Venison.	To roast Turkeys.
———— Haunch of Mutton.	———— Pheasants.
———— Saddle of Do.	———— Partridges.
———— Fore-quarter of Lamb.	———— Pigeons.
———— Fillet of Veal.	———— Ducks, tame and wild.
———— a Neck, Leg or Loin of Pork.	———— Woodcocks and Snipes.
———— a Spare-rib.	———— Quails.
———— Ham.	———— Ruffs and Rees.
———— Fowls.	———— Hares.
———— Chickens.	———— Rabbits.
———— Guinea Fowls.	A rôti sans parcil.
———— Geese.	

Preliminary Hints and Observations.

BEFORE the meat is put down to roast set the dripping-pan before the fire; into which put some of the dripping from the day before, with a little salt and water, with which baste your meat. It is hardly possible to say with correctness the time a joint will take, as it depends on the size, the time of year, the kind of fire you have, and how it is situated: a good screen is a material thing towards roasting well, and with a little practice the time for each article may soon be acquired.— However, suppose you have a large piece of beef, be careful to balance it properly on the spit, and cover it well over with paper; when down, baste it immediately; the larger it is, keep it the greater

greater distance from the fire, which must be kept clear by stirring it at times from the top to the bottom; when nearly done, take off the paper, put it near the fire, baste and dredge it well with flour, and sprinkle salt over it. A small piece, as a neck of mutton, ribs of lamb or pork, put near the fire, and roast quickly; if you like a salt flavour sprinkle it while roasting, for it always draws the gravy out if salted before it is roasted. Pork and veal should be well done; wild ducks and teal be under done, for if roasted to loose the gravy their good flavour is lost likewise; hares require great attention that they may be done at both ends and no blood seen; still they must not be over-done, or they will be unpleasant and dry to the palate. Observe too that most meat is the better for keeping a short time. Mutton and beef ten days, a fortnight, or a week may do; but never longer than a fortnight, for it then loses its flavour. If by chance the meat should freeze, do not put it to the fire in that state; the best method is to put it in cold water till it is thawed, then dry it and roast it as usual. The larder for undressed meat should be in a dry situation, have a current of air, and be well secured with wire from the flies, and in a situation where the summer's sun cannot reach it; if possible, manage so as to evade the winter frosts. The following receipts will explain more particularly the method of roasting.

HAUNCH OF VENISON.

Chop off the shank of the venison, take off the skin, but none of the fat; then put it on the spit. Make a dough of flour and water, roll it out to the shape of the venison, lay it on thick,
and

and cover it over with paper, which must be well secured with packthread. Set it to roast at a good distance from the fire, and baste it often. A quarter of an hour before dinner cut off the dough that covered it, dredge it with flour, baste it with a bit of butter, and sprinkle a little salt over it; and when of a fine brown colour, take it up, place it on the dish with good gravy under it, and garnish the bone with cut paper. Serve it with hot port wine, or currant jelly in a boat. If a large haunch, it will take nearly five hours at a moderate fire. A neck cover with dough, and roast it in the same manner; but of course not so long.

HAUNCH OF MUTTON.

Chuse a good, fat, stale hind quarter of mutton, cut it venison fashion; spit and treat it in the same manner as a haunch of venison; but roast it more quickly (two hours and a half will do it). Half an hour before dinner cut off the paper and baste it with port wine; then froth it with butter, colour it the same as venison; and serve it with the same kind of sauce in a boat.

SADDLE OF MUTTON.

After neatly cutting off the skin, cover the mutton up in a sheet of paper, and screw it in a cradle spit; or have a round skewer to run through the pith, tie it well to a straight spit; and roast it for one hour and a half, or more, according to its size. This joint being unequal sometimes requires a balance on the one side, therefore have a weight in readiness. But never run the spit through the fillets; in short, the less a spit goes through any meat the better.

FORE-QUARTER OF LAMB.

Lamb, both house and grass, requires to be well roasted; cover it well with paper, and roast it of a fine light brown. Before it is served cut off the shoulder, squeeze a Seville orange under it, and lay the shoulder in its place again. Serve it with good gravy, and garnish it with water-cresses; send mint sauce in a boat, and put a salad on the side-table.

FILLET OF VEAL.

Take a fillet of good white veal, cut out the bone, trim a little of the fat from the outside, and put it in the place of the bone. Make a stuffing of two handfuls of fine bread-crumbs, two ounces of butter, parsley, and lemon, thyme, well chopped, a little pepper and salt, one egg, and a little grated nutmeg, if liked: mix these ingredients well together; put a little in the centre of the fillet, and the remainder in the flap; skewer it, cover it with paper, and tie it well together; run the spit through, or put it in a cradle spit, and let it roast till well done; then take it up, cut off the paper, and serve it with good gravy and melted butter poured over it.

A NECK, LEG, OR LOIN OF PORK.

Take a neck of pork, not too fat, neatly score the skin, and cut out the blade bone; in the place of which put some sage and onion finely chopped; spit it, tie some paper over it, and roast it till well done. Serve it with gravy in the dish and apple sauce, or sauce robert (see *Sauces*) in a boat. A leg, or loin, may be roasted and served in the same manner, but score them very lightly; very gently cut up the fat, under which lay the
stuffing

stuffing of sage and onion, so that as each slice is cut the stuffing may come with it without any further trouble.

SPARE-RIB OF PORK.

Skewer the spare-ribs crossways, tie them to the spit, roast them at a quick fire, baste them often, and sprinkle them over with salt. When done lay them on a dish, with sage finely chopped sprinkled over them; send gravy in the dish, and apple sauce in a boat.

HAM.

Take a good ham that has been well soaked, cut off the skin, spit it, put two or three cloves in the shank, rub it over with Madeira, prick it with a knife, and make it imbibe as much wine as possible; cover it with a paste, the paste with paper, and tie it up as venison. When done, cut off the paste, rub it quickly over with egg, sprinkle crumbs of bread on it, baste it gently with butter, and continue to sprinkle crumbs of bread till a crust is formed, and it assumes a good brown colour; then lay it on the dish, garnish the bone with a paper as for venison; and pour under it a good sauce à l'espagnole with Madeira wine boiled in it.

FOWLS.

Put pepper and salt into the fowls before you spit them, roast them at a clear fire; froth them up when nearly done by sprinkling them over with flour and salt, and basting them with butter. When done be careful in taking out the skewers, serve them with good clear gravy in the dish, and bread or egg sauce in a boat.

CHICKENS.

Having your chickens singed and well trussed with pepper and salt in them as for fowls, roast them at a clear quick fire; froth them well, serve them with good gravy, garnished with water cresses —parsley and butter may be sent in a boat.

GUINEA FOWLS.

Dress these in the same manner as pheasants, except when larded, then of course they require no bacon to be laid over them.

GEESE.

After a green goose has been well trussed and singed, put into the inside a good bit of butter mixed with pepper and salt; put it to roast, and baste it frequently with butter. When nearly done shake over it some flour and salt, when ready take out the skewers, lay it on the dish with good gravy under it, and green sauce in a boat (see *Sauces*, Sorrel); three quarters of an hour will roast it. Stuff a stubble goose with plenty of sage and onions chopped, mixed with pepper and salt; if the sage and onion should be thought too strong, soften it with a few bread crumbs; it will take about an hour and half to roast. Serve it with good gravy and apple sauce in a boat.

TURKIES.

For roasted turkies, see *Made Dishes of Turkies*.

PHEASANTS.

Having cleanly taken the entrails out and singed the pheasant over a stove, put into the inside a bit of butter rolled in pepper and salt;
truss

truss it neatly with the head turned on one side, keeping the breast as full as possible; over which lay bards of fat bacon, tying them on with pack-thread; before you spit it break the back bone, that it may lay the better on the dish. A good sized pheasant will take half an hour; when nearly done cut away the bacon, brown it well; sprinkle it with flour and salt, and froth it with butter. Serve it garnished with water cresses, a good gravy under it, and bread sauce in a boat.

PARTRIDGES.

Proceed in the same manner as directed for pheasants.

PIGEONS.

The pigeons being well cleaned, leaving the livers in, truss them and put a stuffing into the crops, as for a fillet of veal; put them down to roast and singe them well; about a quarter of an hour will roast them; froth them with butter, serve them garnished with water cresses, good gravy under them, and parsley and butter in a boat.

DUCKS, TAME AND WILD.

The entrails being taken out of the wild ducks, wipe them well with a cloth; put into the inside a bit of butter rolled in pepper and salt; when trussed spit them and roast them quickly for a quarter of an hour which will be enough, for the gravy must not run out before you take them up, shake flour and salt over them and froth them with butter. Put good strong gravy under them, and you may send hot port wine in a boat. Tame ducks dress after the same man-

ner as geese, with sage and onion, and apple sauce in a boat.

WOODCOCKS AND SNIPES.

To dress these, see *Entrées, or Made Dishes of Woodcocks.*

QUAILS.

Put a stuffing in the crops as for pigeons, lay a vine leaf on the breast of each with a bard of bacon over it, run a long skewer through them and tie them to the spit; when nearly done cut off the bacon and baste them with butter; when of a delicate brown serve them garnished with fried bread crumbs; serve some good clear gravy in a boat, in which squeeze a little lemon juice.

RUFFS AND REES.

These birds being particularly delicate must be handled very lightly in the picking; run them side by side on a long skewer, and roast them twelve or fourteen minutes at a good distance from the fire, baste them with butter, and serve them with good gravy in the dish, and bread sauce in a boat.

RABBITS.

Having skinned the rabbits, skewer the heads through the mouths on their backs, make the hind and fore legs meet, which skewer to the sides; making a stuffing as for a fillet of veal, and sew it up in their insides and spit them—they will take nearly three quarters of an hour to roast, broil them with butter as for any other roast. When done take out the skewers and thread they were sewed with; cut off the heads, which split in two; the rabbits being on the
F 5
dish,

dish, place the heads round with gravy under them; liver sauce in a boat, (see *Sauces*).

A RÔTI SANS PARCIL.

[From the Almanach des Gourmands, not that it may be esteemed a luxury, but it curiously unites the forest, marshes, plains and poultry yard; or sea production, such as oysters or sturgeon in one compact body; making a good entrée or flank for the first course.]

Take a fine large olive stuffed with capers and anchovies, and preserved in the best oil, and put it into a fig pecker; after cutting off its head and legs, put the fig pecker into the body of a fine fat ortolan; put the ortolan into the body of a skylark; besides cutting off the head and legs take away all the principal bones, and wrap it in a thick fillet of bacon; put the skylark thus prepared into a thrush, trimmed and arranged in a similar way; put the thrush into a fine plump quail; put the quail without bacon but wrapped in a vine leaf into a lapwing, and the lapwing well trussed and covered with thin bacon into a fine golden plover; put the plover also rolled up in bacon into a fine young partridge; put the partridge into a good succulent woodcock, and after surrounding the latter with very thin crusts of bread, put it into a teal; put the teal well trussed and covered with bacon into a Guinea hen, and the Guinea hen also surrounded with bacon into a fine young *wild* duck, in preference to a *tame* one; put the duck into a fine plump fowl, and the fowl into a fine large red pheasant, be sure it is very high flavoured; put the pheasant into a fine fat wild goose; put the wild goose into a Guinea fowl; put the Guinea fowl into a very fine bustard, and if it should not fit it, fill up the cavities with chesnuts,

chestnuts, sausage meat, and stuffing excellently made. Put these ingredients thus prepared into a vessel hermetically sealed, and closed round with paste, and add onions stuck with cloves, carrots, small bits of ham, celery, herbs, ground pepper, slices of bacon well seasoned, salt, spices, coriander, and a bit or two of garlick. Let it simmer for twenty-four hours over a slow fire, so arranged as to reach every part alike. Perhaps an oven might be better. Serve it up on a hot dish, after dressing it, to look agreeable to the eye, with good sauce à l'espagnole. Thus every kind of bird contributes his quota towards producing a rôti sans parcil, uniting in itself the quintessence of every thing the most choice either of the plain, the forest, the marshes, or the poultry yard. This dish may be varied according to the season and the talent of the cook, only observing to begin with the smaller birds, and proceed gradually to the larger.

HARE.

Truss and stuff the hare in the same manner as a rabbit; place it in the centre of the spit, that the fire may reach each end, so that no blood may be seen about the neck, which will happen if not closely attended to, and often basted; about an hour will roast it; finish it with shaking flour and salt over it, and froth it with butter; serve it garnished with water-cresses, plenty of gravy under it, and warm currant jelly in a boat. If you wish the hare to be particularly nice, place under it in a dish a pint of thick cream, with which baste it often when half done, and shake a little flour over it; continue this till the cream is used and formed a crust round the hare:
cut

cut off the head, split it in two, and place it on each side : gravy under it and jelly in a boat, as before.

B O O K I V.

MADE DISHES OF BEEF.

Pièce de Bœuf à la Maréchale.

————— à l'Italienne.

————— aux Légumes.

————— à la Breton.

————— aux Choux, farci à la Dame Simoné.

————— à la Purée de Lentilles.

————— à l'Angloise.

Filets de Bœuf in a Marinade.

Rouleau de Bœuf.

Côtelettes de Bœuf aux Coucombres.

Filets de Bœuf à la Vinaigrette.

Surlonge de Bœuf en Epigramme.

Emincé de Bœuf aux Oignons.

Pièce de Bœuf à la Tremblante.

Langue de Bœuf rôti, or Beef Tongue roasted.

Emincé de Bœuf aux Coucombres, or Mince Beef with Cucumbers.

PIÈCE DE BŒUF À LA MARÉCHALE.

Take a fat rump of beef, cut out the bone, tie it up with packthread, and have a brazier ready for the bone which you cut out, and what trimmings of mutton you may happen to have ; lay the bones at the bottom of the brazier, then the piece of beef, with some carrots, onions, parsley, one clove of garlick, a few peppercorns, allspice and salt ; then lay the remainder of the meat over, and cover the whole with some good broth, or braize remaining from the day before. Lay a sheet of paper over it, cover it close, and
let

let it stew very gently for eight hours, at which time take it off the fire, and let it stand till half cold. Take it up with a large slice, trim it, and put it on a copper dish in the oven; glaze it two or three times before it is served up: have some carrots and turnips turned round, about two inches in length, blanch them, and put them to stew in some of the braze from the beef (but mind they be kept in two separate stewpans); set them upright round the beef, first placing a carrot, then a turnip, till completely garnished: reduce some good beef stock with some plain sauces (see *Sauces*); when of a proper thickness, stir in a small lump of butter and a little lemon juice; pour it over the vegetables and send it to table.

PIÈCE DE BŒUF À L'ITALIENNE.

Take a rump of beef, stew it as directed in the last receipt, but garnish it with some good potatoes, cut in neat, round, thin slices, over which pour a good italienne sauce, with parsley, thyme, and mushrooms, chopped as directed in the sauces.

PIÈCE DE BŒUF AUX LÉGUMES.

Have a rump of beef exactly prepared as directed in the first receipt, and some carrots, turnips, and celery, turned in the shape of a barrel, which must all be blanched separately, and three or four good Savoy cabbages, or cabbage lettuces; when the whole is well blanched and skimmed, put them on separate sieves to drain, and afterwards into separate stewpans, to stew as directed in *pièce de bœuf à la maréchale*, with the same kind of sauce, but with the addition of a few mushrooms.

PIÈCE DE BŒUF À LA BRETONNE.

Prepare a rump as directed in the three preceding receipts, and have a sauce prepared à la bretonne, (see *Sauces*,) with some good harricot beans well boiled mixed in it; before it is served, they must be made very hot and poured into the dish. The beef glazed, of course, and laid on the top.

PIÈCE DE BŒUF AUX CHOUX, FARCI À LA DAME SIMONÉ.

This likewise must be of a good rump of beef, well stewed, as before directed: then take five or six fine Savoy cabbages blanched, and the inside filled with a farce made of veal (see *Force-meat*); they then must be tied up, and put to stew in some strong braize, with a carrot, an onion, one clove of garlic, parsley, and a little salt, in the bottom of the stewpan, then a layer of fat bacon, then the cabbage, then another layer of bacon, and covered with a round paper; when stewed gently between two fires for three hours, drain them on a sieve, and when the beef is served garnish it round with the cabbages. The sauce must be some good bechamelle, or sauce à l'espagnole (see *Sauces*), but the béchamelle is the most proper. Instead of cabbages you may dress some cabbage lettuces in the same way, but with cream sauce. When well done with lettuce it is an excellent dish.

PIÈCE DE BŒUF À LA PURÉE DE LENTILLES.

Having prepared a rump of beef as before directed, prepare some lentiles as directed for lentile soup, but thicker; add some good espagnole (see *Sauces*), and after having passed them through

through a tammy, boil them down to a fine smooth thickness; pour it out on a hot dish, and lay your beef on the top, glazed, as before directed.

PIECE OF BEEF À L'ANGLOISE.

Take a stale piece of the flank, with an equal quantity of fat and lean, roll it up, and tie it well together with packthread; stew it as directed for the rumps of beef, glaze it, garnish it with slices of turnip cut very neatly, fried, and stewed gently in some of the strong broth of the braize; pour over the turnips a good strong brown sauce, with a very little sugar and salt mixed in before you serve it up.

FILLETS OF BEEF IN A MARINADE.

Take the fillet from a sirloin of beef, let it be neatly larded, and put it into a marinade half of vinegar and half water, carrots, onions, one clove of garlic, parsley, peppercorns and salt. It must stand in this pickle for two days before it is dressed; cut it in two or three pieces, according to the size of the fillet, and roast it; when nearly done, take it up and glaze it, put it in the oven for a few minutes, glaze it again, return it to the oven for two minutes more, but be careful that it is not too hot, then dish it up. The sauce the same as for a neck of venison au chevreuil, with tarragon vinegar.

ROULEAU DE BŒUF, OR ROLLED BEEF.

This is made of the fillet of beef cut into seven or eight thin slices, beaten flat, and spread over with veal forcemeat, neatly rolled up, and secured with three wooden skewers: they must stew in a stewpan of strong braize till very tender;

der; when done, cut them in two, and lay them regularly in the dish, with the cut side uppermost. The sauce must be a good ragoût of cocks-combs, fat livers, and mushrooms, or a strong brown cullis.

CÔTELETTES DE BŒUF AUX COUCOMBRES, OR
FILLETS OF BEEF WITH CUCUMBERS.

Take the inner fillet of a sirloin of beef, cut it in three or four pieces, according to the size of the dish you mean to dress; having a good braize ready, lay it in, with thin slices of bacon under and over, and let it stew between two fires till very tender; then take it off, and let it remain in the braize till nearly cold; take it out, trim, and put it in a gentle oven, to be glazed over two or three times before it is served up. For the sauce, cut two cucumbers in round pieces, about the size of a shilling, carefully taking out all the seeds; fry them a light brown in some good clarified butter, drain them on a sieve, and put them in a stewpan, with about one pint ladle of good consommé, as much plain sauce (see *Sauces*); a little salt, and very little bit of sugar; this must boil very gently, till it takes the thickness of sauce in general. Squeeze in a little lemon, pour it in the dish and lay your beef over it.

FILETS DE BŒUF À LA VINAIGRETTE.

This is made with some thin slices of a rump of beef stewed the day before, cut very neatly, placed in a miroton round your dish, with some clear aspic jelly in the middle and a little round the edges to garnish it. This dish is chiefly served at a supper, or cold entertainment.

Or beef vinaigrette may be plain broiled steaks
with

with a shallot cut in some strong gravy, pepper, salt, and a little vinegar.

SURLONGE DE BŒUF EN ÉPIGRAMME.

Having roasted a sirloin of beef, carefully take up the skin of the meat, which you must cut out and mince it in fine shreds; but take care that you do not cut the sides. Have a strong brown sauce ready with a few mushrooms, pepper, and salt, and a little lemon juice; put in the mince, lay it inside the beef, and cover the skin over. Serve it up hot with a strong gravy.

MINCE BEEF WITH ONIONS.

Cut a few slices of rump of beef, before it is dressed into long slips, have a sharp knife and shred it very fine; put it in a stewpan with three table spoonfuls of clarified butter, a little salt, and stir it on a quick fire till done, then add about a gill of good consommé, and as much sauce tounée, or plain sauce (see *Sauces*); let it boil gently till it takes a good thickness; meanwhile shred two large onions very fine, fry them in some clarified butter; when brown drain them on a sieve, and put them in a small stewpan with the same quantity of consommé and sauce as directed for the beef; let each boil gently down till it takes the thickness of sauce in general; then first lay your small stewpan of beef in the dish, mix the onion with a little lemon juice, and lay them over the beef.

PIÈCE DE BŒUF À LA TREMBLANTE.

Take a brisket of beef, roll it and tie it up tight, then stew it well in good braize as directed for the rumps of beef; turn some carrots and turnips which must be blanched and stewed in
some

some good broth. When done, drain them on a sieve, and put them in a strong brown sauce, called espagnole (see *Sauces*), with a few mushrooms, eight or nine small girkins, and a table spoonful of capers, chopped fine, with a little lemon juice: when the beef is done, take it up, put it in the oven, and glaze it once or twice; then lay it on the dish with the sauce, and garnish it round.

BEEF TONGUE ROASTED.

Take a large fat tongue, scald it to get the skin off; cut off the root, and trim it so that it will stand well upon a dish; put a thin skewer strait through it, and stick a few cloves under where the root is cut off: tie it on the spit, sprinkle a little salt over it, and baste it with butter till done. For your sauce, reduce half a pint of port wine to a gill, and add five or six good spoonfuls of espagnole (see *Sauces*). When it boils, stir in about two ounces of butter, and a little lemon juice; lay the tongue on the dish, and pour the sauce round it.

MINCE BEEF WITH CUCUMBERS.

Prepare the beef exactly as directed for mince with onions; and have a brace of fine cucumbers cut into round pieces the size of a shilling; fry them brown, drain them on a sieve, and put them in a small stewpan with about a gill of good consommé, and as much plain sauce (see *Sauces*), and a very little salt and sugar; let it simmer gently till it takes the thickness of the sauce you put in; lay the mince in the dish, and pour the cucumbers over it, with the addition of a little
lemon

lemon juice before it is taken out of the stewpan.

MADE DISHES OF MUTTON.

Saddle of Mutton à la Bretonne.	Côtelettes de Mouton, glacés
Leg of ditto ditto.	aux navets, or stewed with
Neck of ditto, au chevreuil.	turnips.
Fillet of ditto ditto.	----- glacés
Côtelettes de Mouton, grillées	with a purée of turnips.
à l'Italienne.	----- in a
----- grillées.	Harricot.
----- sauté à	
la purée de pommes de terre.	

SADDLE OF MUTTON À LA BRETONNE.

Have your mutton skinned and prepared as for roasting; have some good braize ready of beef or mutton, and put it into a brazier that will just hold the saddle of mutton; let it stew for two or three hours, according to the size; the while blanch some harricot beans till very tender, and drain them on a sieve. Then prepare a sauce with three good onions, cut a carrot in three, with parsley, peppercorns, ham, salt, and a bay leaf, stirred on the fire with a bit of butter till of a fine brown, and add a spoonful of consommé; when it is thick add another, then two of plain sauce (see *Sauces*); when it has boiled to the thickness of a good cream sauce, pass it through a tammy, with one good table spoonful of vinegar; when through, put it in a stewpan with a few of the harricot beans. Take the mutton up, put it in the oven, and glaze it once or twice; lay the beans very hot in your dish, and place the mutton on the top.

LEG OF MUTTON À LA BRETONNE.

This is done in the same way: boil the leg,
glaze

glaze it, and lay it over the above mentioned sauce.

NECK OF MUTTON AU CHEVREUIL, OR DRESSED IN ROEBUCK FASHION.

Have a large stale neck of mutton, take all the fat and skin nicely off the lean or fillet part, then neatly lard it with thin slips of bacon; it then must be put in a long pan (on purpose) with a good marinade, or pickle, half of vinegar and half water, enough to cover it, one bay leaf, peppercorns, salt, carrots, onions, one clove of garlic, and a small bunch of parsley; lay a sheet of paper over it, and let it stand for two or three days; then carefully tie it on the spit, by running a long skewer through it, and two or three small ones across, in order to keep it steady, and take great care of it till well done. When done take it off the spit, lay it on a dish, and glaze the larded part: put it in a gentle oven to glaze it again before it is dished. Prepare the sauce with two table spoonfuls of Tarragon vinegar reduced to one; add a little strong gravy, and three or four large spoonfuls of plain sauce, which must boil till nearly the thickness of other sauces; about two ounces of butter must be stirred in, and a little lemon juice; pour it on a hot dish, lay the mutton on the top, and serve it to table.

FILETS DE MOUTON AU CHEVREUIL.

Take the filets out from two or three stale necks of mutton, prepare them exactly as directed in the last receipt, glaze them and serve them up with the same sauce. If you like, they may be stewed in good strong braize, and when

well done taken out, and glazed, the same as when roasted.

CÔTELETTES DE MOUTON GRILLÉES À L'ITALIENNE.

Chuse a fine large stale neck of mutton, cut it into cutlets, each must have a bone; beat and trim each of them very neatly, scraping the bone quite clean. Toss them in a basin with one egg, and a little pepper and salt; make some bread crumbs, and put a little butter on to clarify; first throw them in the bread crumbs, and lay them carefully on a sheet of paper, then dip them in the clarified butter; bread crumb them, and lay them on paper again. Chop a little parsley and lemon thyme, put it in a small stew-pan with one clove of garlic and a small bit of butter; stir them on the fire till they begin to fry, then add two table spoonfuls of strong consomme, which must be reduced till nearly dissolved, then add four small spoonfuls of butter sauce (see *Sauces*); stir it well, and cover it till wanted. Ten minutes before dinner broil the cutlets on a good charcoal fire made of the ashes, and place them neatly round the dish; make the same very hot (but not to boil), squeeze in a little lemon juice, pour it in the middle and serve them up. Veal may be dressed in the same way.

CÔTELETTES DE MOUTON GRILLÉES.

These are prepared with butter, bread crumbs and eggs, the same as directed in the last receipt. Broil them on a charcoal fire; when done dish them up, with some good strong gravy poured into the dish, but not over the cutlets.

CÔTELETTES

CÔTELETTES DE MOUTON SAUTÉS À LA PURÉE
DE POMMES DE TERRE.

Cut a neck of mutton into cutlets, each having a bone, which you must beat and trim very neatly; then lay them in the cutlet pan with some clarified butter, and cover them up till wanted to be dressed; the while cut and slice five or six good potatoes, boil them with a bit of butter as for mashing; when done drain them on a sieve, and stir them well in a stewpan, with a bit of butter, pepper and salt, and some good cream; rub the whole through a sieve, and put it again in a stewpan to warm; then put the cutlets on a moderate fire, turn them till done; add a spoonful of consommé, or veal broth, and a small bit of glaze; stir them about till well glazed, place them round the dish, and put the potatoes hot in the middle.

CÔTELETTES DE MOUTON GLACÉS AUX NAVETS,
OR STEWED WITH TURNIPS.

Have a couple of necks of mutton, cut them into sixteen good thick cutlets; beat them a little and lay them between slices of fat bacon, with the scrag ends and trimmings chopped in pieces, placing some at the bottom and some over the cutlets, with a carrot, onion, parsley, clove of garlic, peppercorn, and a small spoonful of salt, and some good strong braize, of any former stewing, just enough to cover them; let them stew very gently for two hours, or rather more (when tender), take the whole from the fire together to cool, then trim them very neatly, and lay them on the cutlet pan. A quarter of an hour before dinner put them in a gentle oven,

and glaze them two or three times with some glaze, a small bit of butter, and a little gravy mixed up with a brush and laid on them; cut and fry turnips as for turnip soup, put them in a stewpan, with a good ladleful of espagnole, and as much plain sauce, a little bit of sugar, and salt; when reduced to the thickness of the sauce at first, then add a little lemon juice, pour them in the centre of the cutlets, and send them to table.

CÔTELETTES DE MOUTON GLACÉS À LA PURÉE DE NAVETS, OR MUTTON CUTLETS WITH TURNIP PURÉE.

Prepare these the same as directed in the last receipt, and have five or six good turnips cut in slices and boiled till tender: when done, well squeeze them, and put these into a stewpan on the fire with about two ounces of butter, till they begin to fry, then add a ladleful of good consommé, which must be reduced till of the same thickness as before you put it; then two table-spoonfuls of plain sauce (see *Sauces*), which must be stirred well together till it boils; add about half a tea-spoonful of sugar and the same of salt; pass the whole through a tammy while hot, adding the while nearly half a pint of good cream; put it again in a stewpan, and when the cutlets are done proceed as directed before, pouring the purée in the middle, and send it hot to table.

CÔTELETTES DE MOUTON EN HARICOT, OR HARICOT OF MUTTON.

Prepare the cutlets as directed in the two former receipts, and the while cut some turnips
and

and fry them, as directed in cutlets with turnips. A few carrots blanched, four good cabbage lettuces, and half a dozen fine heads of celery, cut the size of a shilling; when they are blanched till tender, lay them separate on a large hair sieve to drain; then put your turnips in a middle sized stewpan, with nearly a quart of good consommé and espagnole mixed, and six or eight good table spoonfuls of plain sauce (see *Sauces*), which must be reduced to the thickness of the sauce when put in; put your celery to stew in a small quantity of good consommé; your carrots and lettuces must be separately stewed in some good beef stock; when the carrots and celery are well stewed down, drain them on a sieve, and put them in the stewpan with the turnips, adding a little sugar and salt to the sauce; when the sauce looks smooth, and these three kinds of vegetables are properly prepared, pour them into a deep dish, or a dish with a border made of paste (see *Pastry*), and when your cutlets have been well glazed, dress them neatly round on the top of the vegetables; then take the lettuces, squeeze them in a napkin, cut them in four or five pieces and lay them in the centre of the cutlets, according to your fancy; a few mushrooms may be added, and some cauliflowers nicely boiled and laid round between the border and the cutlets; peas or asparagus may be stewed or added when in season. This is most proper for a flank dish, or indeed it may be served in a tureen, adding more sauce and vegetables.

MADE DISHES OF VEAL.

- Tête de Veau à l'Italienne, or Calf's Head à l'Italienne.
 ----- à la Béchamelle.
 ----- Hashed.
 ----- à l'Espagnole, or with Brown Sauce.
 Neck of Veal à la Crème.
 ----- à la Royale.
 ----- pique glacé à la Purée d'Oseille, or with Sorrel.
 ----- à la Saint-Garat.
 Loin of Veal à la Béchamelle.
 ----- à l'Espagnole.
 ----- with a Ragoût.
 Fricandeaux de Veau à la Purée d'Oseille, or a Neck of Veal
 with Sorrel.
 ----- aux petits Pois, or with young Peas.
 ----- aux Asperges en petits Pois, or with As-
 paragus Peas.
 ----- à la Purée de Navets, or with Turnips
 Purée.
 Fillet of Veal in a Ragoût.
 Veal Cutlets grillés à l'Italienne.
 ----- with Mushrooms.
 ----- à la Saint-Garat.
 ----- à l'Espagnole, or with Brown Sauce.
 Veal Sweetbreads roasted.
 ----- larded, in a Ragoût.
 ----- à la Dauphine.
 ----- in Collops with Tarragon Sauce.
 ----- à la Maître-d'Hôtel.
 ----- à la Vénitienne.
 ----- à l'Italienne.
 ----- aux petits Pois.
 ----- à la Béchamelle.
 ----- à la Crème.
 Mince Veal à la Portugaise.
 ----- in a Gratin.
 ----- à la Royale.
 ----- in a Timbale.
 Blanquette de Veau aux petits Pois, or with young Peas.
 ----- ou Champignons, or with Mushrooms.
 ----- en Casserole au Riz.
 ----- à la Béchamelle.
 ----- à l'Allemande.
 ----- au Macaroni, or with Macaroni.

- Tendons de Veau à la Purée d'Oseille, or with Sorrel.
 ————— aux petits Pois, or with young Peas.
 ————— à la Purée de Laitues, or with Lettuce
 Purée.
 Breast of Veal rolled in a Ragoût.
 Calves Brains à la Ravigote, or with Tarragon Sauce.
 ————— en Matelotte.
 ————— à la Vénitienne.
 ————— en Ragoût Mêlée, or in a mixed Ragoût.

CALF'S HEAD GRILLÉ À L'ITALIENNE.

Put a calf's head with the skin on in a large brazier of cold water, with two handfuls of salt, be careful to skim it, letting it boil gently till well done, then take it out of the water, and likewise the bones must be taken out of the head, lay it on a large dish, beat up an egg with some pepper, salt and butter, clarified by the side of the fire. First egg it well with a brush or feathers, and shake some bread crumbs over it, then sprinkle the butter all over it with a spoon and bread crumbs again; half an hour before dinner (if you should prepare it early) put it in a gentle oven for a few minutes, salamander it till of a fine brown colour, and put it again in the oven or hot closet till wanted. The brains must be well picked and blanched by themselves, with a little salt, lemon juice, and a small bit of butter drained on a sieve, and garnished round the head, with the tongue skinned and cut in four slices placed according to your taste; Italienne sauce (see *Sauces*) must be poured round the head and over the tongue and brains. Be careful in sending it very hot to table.

CALF'S HEAD À LA BÉCHAMELLE.

Prepare this exactly as directed in the last
 G 4 receipt,

receipt, only as soon as it is well done, take it out of the water, bone it, and dish it up with the tongue and brains garnished round it; then pour some good white béchamelle sauce (see *Sauces*) over it, with a few small mushrooms if you have them. Be careful while the head is boiling to skim it, and keep it as white as possible, and let it have plenty of water.

CALF'S HEAD HASHED.

Let it be prepared as directed in the two former receipts, but boiled the day before, except the brains, which are better boiled just before you want them. Then prepare the sauce with a green onion, cut in three or four pieces; three stalks of parsley, a bit of lean ham, one clove of garlic and a few trimmings of mushrooms; put these on the fire with nearly a quarter of a pound of butter, to do gently till they begin to fry; then take them off and add one good spoonful of flour, and mix them well together; then add about three pints of good consommé and beef stock mixed, stirring in a table spoonful, and then another, and so on till the whole is mixed in and smooth; put it on the fire and carefully stir it till it boils; if too thick, add a little more consommé, and let it boil gently till it takes the thickness of sauce in general. The while chop some parsley, lemon thyme, and a few mushrooms very fine, stew them in a middle size stewpan, with a small bit of butter till they begin to fry, then add a small ladleful of consommé, and when it boils, squeeze the sauce through a tammy to the herbs; let it boil gently on one side of the stove, cut the

the meat, the white skin off the head and the tongue in small squares, put them into the sauce which must boil very gently, and if too thick, add some consommé to keep it the proper thickness; half an hour before dinner, put in half a bottle of Madeira, and before you serve it up a little cayenne pepper to your palate, and the juice of two or three lemons; mix the whole well together, pour it into a deep dish garnished with some fried bread and the brains laid on the top; it may be put in a dish with a paste border (see *Pastry*), if so, there needs no bread.

CALF'S HEAD À L'ESPAGNOLE, OR WITH
BROWN SAUCE.

Boil the head as directed in the receipt à la béchamelle, bone it; when done, dish it up with the brains and tongue garnished on the top of the head; you must have a good salt beef tongue boiled, which place nicely round the head, having ready a good brown sauce, à l'espagnole or Spanish sauce (see *Sauces*), with some mushrooms and the juice of a lemon; pour it all over the head and tongue just before you send it to table.

NECK OF VEAL À LA CRÊME.

Take a large neck, chop off the scrag end, and trim it so that it may lay flat on the dish, but be sure not to take off the chine bone: tie it even on the spit and let it be well roasted. When done, put it in the larder to cool; when thoroughly cold, cut out all the meat of the fillet, shred it very fine, have some béchamelle sauce ready, reduced to a double thickness (see *Sauces*), but be careful it does not turn oily. Stir the

veal in with a little salt if required, then pour it in the neck, smooth it over with a knife, shake some bread crumbs over it, then some clarified butter (as directed for the calf's head à l'Italienne), and bread crumbs again: this may be done in the morning, and half an hour before dinner, put it in a slow oven or hot closet, but be careful it does not boil. Brown it over with the salamander a fine colour, and serve it up with some good gravy in the dish.

NECK OF VEAL À LA ROYALE.

Prepare and roast this the same as directed in the last receipt; the only difference is, there must be part of a good beef tongue, minced in small squares, and the veal minced the same: then proceed with the sauce and prepare it as in the preceding receipt, with the gravy in the dish; add a few mushrooms.

NECK OF VEAL PIQUÉ, GLACÉ À LA PURÉE D'OSEILLE, OR LARDED WITH SORREL SAUCE.

Take a white neck, and cut all the skin and fat neatly off the fillet; but only off the lean part or fillet, not taking any from the ribs. The chine bone must be taken off, however, neatly, and closely lard it with some good fat bacon, and put it down to roast two hours, or one hour and a half, according to its size; take it up a few minutes before it is wanted, and glaze it once or twice, lightly touching it with the brush over the larded part: the sorrel sauce being prepared (see *Sauces*), pour it in the dish, and lay the veal over it. It may be stewed as a fricandeau (see *Fricandeau*).

NECK OF VEAL À LA SAINT-GARAT.

This must be prepared like the last, by cutting the skin and fat neatly off the fillet. Then cut some ham about an inch and a half long and the thickness of a quill; stick the pieces in equal lines, by drawing a larding pin through the veal; when it is well done all over, put some trimmings of veal and beef, and bones, if you have them, at the bottom of a brazier or stew-pan; then some carrots, onions, parsley, a clove of garlick, a bay leaf, peppercorns, and a few bards of fat bacon laid smoothly over upon these; lay the veal and some more bards of bacon to cover it, then lay the remainder of the trimmings of veal, and just cover it with some good braize or beef stock, whichever you may have, a little salt, and a round paper well buttered laid over it: put it to stew very gently till you find the veal is done; take it off, and let it stand in the liquor till nearly cold: then take it out, and having a sharp knife trim it very neatly by cutting the fillet very smooth, in order to show it spotted with the ham; half an hour before dinner put it in a moderate oven in a copper dish; when hot glaze it, then put it in again. Repeat this three or four times, the while reducing a good pint of the liquor it was stewed in, to which add five or six spoonfuls of espagnole (or brown sauce, see *Sauces*); when this boils and is perfectly smooth, squeeze in the juice of half a lemon: place the veal on a hot dish, and pour the sauce round it.

LOIN OF VEAL À LA BÉCHAMELLE.

Take a white loin of veal, the size according to
your

your company, chop out the inner bone, and trim it so that it may smooth on the dish; chop off part of the chump end, and put it down to roast so as to be well done by dinner time; have your béchamelle sauce ready; and a few minutes before dinner, take it up, and cut a deep square hole just close to where the chump was cut off; mince or shred the lean you cut out very fine, put it in the hot béchamelle sauce, and pour it again into the hole; serve it up with a toast well buttered under the kidney, and plenty of gravy. Some cooks when they dress it, take the whole of the skin off the loin, mince the lean, pour it in the loin again, and cover the skin over: but the first is the best way, both for the look and is most likely to suit the palate of the company, being both meat and mince.

LOIN OF VEAL À L'ESPAGNOLE, OR IN THE
SPANISH FASHION.

Trim a fine loin of veal as directed in the last receipt, and cut some pieces of raw ham in pieces about four inches in length, place them in rows over the veal by piercing a large larding pin through every part it will go, cut them all close to the veal, and put it down to roast in good time to be well done by dinner, for the last five minutes baste it with butter, and shake flour over it. Serve it up on a hot dish, with large pieces of fried bread about the kidney, and a sharp brown sauce with a little more lemon juice than usual.

LOIN OF VEAL WITH A RAGOÛT.

Prepare this as directed in the two former receipts, but be careful that it is not roasted too
high

high a colour; then prepare a ragoût with truffes, mushrooms, cocks'-combs, livers, &c. &c. artichoke bottoms well stewed; place the artichokes round the dish, your veal in the centre, and pour the ragoût round and over the artichokes; send it to table.

FRICANDEAU DE VEAU À LA PURÉE D'OSEILLE,
OR A NUT OF VEAL WITH SORREL.

Cut out the nut of a fine large leg of veal, take off the fat and skin off the outside; when it is smooth and neatly trimmed lard it well, when done put it in some boiling water to blanch for about three minutes, then take it out, and put it to stew in the same manner as the neck of veal à la Saint-Garat, and when done leave it in the liquor till nearly cold, then take it out and put it in the oven a short time before dinner, in order to glaze it, two or three times; prepare the sorrel as directed (see *Sauces*); pour it on the dish, and lay the veal over it.

FRICANDEAU DE VEAU AUX PETITS POIS.

Prepare this the same as the former, but instead of sorrel pour some peas very nicely stewed on the dish, before you lay the veal on. (For the stewed peas see *Vegetables*).

FRICANDEAUX DE VEAU AUX ASPÈRGES EN
PETITS POIS, OR WITH ASPARAGUS PEAS.

Take out the nut and prepare it as before directed; cut your asparagus in small peas, taking care you do not cut the hard and bitter part; blanch and stew them in the manner as peas, with the same béchamelle sauce, pour them on the dish, and lay your veal, when well glazed, over them.

FRICANDEAU DE VEAU À LA PURÉE DE NAVETS,
OR WITH TURNIPS PURÉE.

Lay a purée of turnips (made as for mutton cutlets) in the bottom of the dish, and place the fricandeau on the top, glazed and done as before directed.

FILLET OF VEAL IN A RAGOÛT.

Chuse a large white fillet of veal, take out the bone, and in its place put plenty of good force-meat; tie it up well, put it on the spit, and cover it with buttered paper; put it down two or three hours before dinner, according to the size; have a ragoût like that for the loin of veal with stewed artichokes, cut into any shape you please, the veal being placed in the centre of the dish, the artichokes round it; then pour out the ragoût, but not over the veal.

VEAL CUTLETS GRILLÉES À L'ITALIENNE.

Cut and trim seven cutlets from a neck of veal, toss them into one egg, beaten up with pepper and salt; have some bread crumbs ready, and some clarified butter, by the side of the fire; take the cutlets separately out of the egg, bread crumb them, and lay them on a sheet of paper, dip them in the clarified butter, and bread them again; lay them on the paper till about twenty minutes before dinner, then place them on the gridiron, the side which lay downwards to be placed uppermost, and put them over a clear charcoal fire, made principally with ashes, till of a fine brown colour on both sides; dish them up immediately, and pour Italiane sauce in the centre just at the moment of their being served.

VEAL

VEAL CUTLETS GRILLÉES WITH MUSHROOMS.

Do these in bread crumbs and broil them as directed for the last; take some mushrooms, stew them in butter; when stewed a few minutes, and nearly done, add about half a pint of beef stock, and four or five table-spoonfuls of espagnole, or brown sauce (see *Sauces*), and let this reduce gently till of a moderate thickness. When dinner is wanted squeeze in a little lemon juice, and a very small quantity of cayenne pepper; stir it well together and pour it in the middle of the cutlets, always taking care not to pour the sauce over the cutlets whenever bread-crumbed; you may omit the cayenne if not liked.

VEAL CUTLETS À LA SAINT-GARAT.

Cut seven cutlets off a neck of veal, you need not trim them but beat them; cut some pieces of raw ham an inch long, and the thickness of a quill, and with a larding pin neatly, thus, stick about sixteen in each cutlet. Then put them to stew exactly as directed for the neck of veal à la Saint-Garat; when done leave them in the liquor till cool, then take them out, and with a sharp knife trim them neatly, by cutting them smooth, and scraping the bones clean; lay them on a cutlet pan, put them in the oven and glaze them three times, putting them in the oven each time for a few minutes; then dish them up. The sauce prepared the same as for the neck of veal à la Saint-Garat, with the addition of a few mushrooms.

VEAL CUTLETS À L'ESPAGNOLE, OR WITH
BROWN SAUCE.

These are sometimes called Scotch collops.—First cut a nut out of a leg of veal; cut it into a dozen or more thin slices, beat them, trim them as nearly round as possible, and lay them in a cutlet pan, with some clarified butter, over which sprinkle a little salt. Ten minutes before dinner, set them over a quick fire to brown themselves; when done place them round the dish, neatly pouring the fat out of the pan, into which put three or four spoonfuls of consommé, and the same of brown sauce (see *Sauces*); when it has boiled together, pass it through a tammy into a small stewpan with a few mushrooms, set this on the fire again to boil; when smooth, and rather thick, stir in a small bit of butter, and a little lemon juice; just before it goes to table pour it over the cutlets or collops.

VEAL SWEETBREADS ROASTED.

To make a dish, take three heart sweetbreads, trim off the tough part, and blanch them for three minutes in a stewpan of water with a little salt; take them off and put them in a bason of cold water till cool, have an egg beat up in a dish, some bread crumbs, and butter clarified, run a skewer through them, and tie them on the spit; egg them all over with a brush, shake some bread crumbs over them, with a spoon, sprinkle them over with clarified butter, and shake some crumbs over them again; put them down to roast for a quarter of an hour, then take them off the skewer, and dish them up, pouring under them a
little

little butter sauce (see *Sauces*) mixed with a spoonful of gravy, a small bit of glaze, and a little drop of lemon juice; let it be hot, but not boiling, and well mixed together before you pour it under the sweet-breads.

VEAL SWEETBREADS LARDED IN A RAGOÛT.

Take three heart sweetbreads, trim and scald them for a minute: when cold lard them with thin slips of fat bacon very neatly, stew them in a braize that a fricandeau has been done in, if you can; if not, lay two or three thin bards of bacon in the bottom of the stewpan, then the sweetbreads and three more bards over them, vegetables the same as for the fricandeau, though in a smaller quantity. When they have stewed very gently for nearly twenty minutes, take them from the fire and leave them in the liquor till cold, then take them out, and a short time before dinner put them in the oven to heat, lightly glazing them every two or three minutes; then have a ragoût ready with mushrooms, livers, cocks' combs, &c. mixed well up, which put into your dish, and lay the sweetbreads over them; they are then ready for table.

VEAL SWEETBREADS À LA DAUPHINE.

The sweetbreads must be larded and stewed in the manner directed for the last; but before you put them to stew cut a slit in one side of each, but not to let it pass through; into which put a farce made with veal (see *Forcemeat*); when stewed and prepared, as directed in the last receipt, pour in the dish a good ragoût with truffles, mushrooms, fat livers, combs, artichokes' bottoms,
stewed

stewed and cut in small rounds, and a few balls of forcemeat, with the juice of a small orange; lay the sweetbreads on the top, and send it hot to table.

VEAL SWEETBREADS À L'ESTRAGON, OR WITH
TARRAGON SAUCE.

Chuse a heart and throat sweetbread, or two throat sweetbreads will do; blanch them for three or four minutes, then stew them between bards of fat bacon, with a ladleful of braize or beef stock for a quarter of an hour or more; take them off the fire, and let them stand in the liquor till cold; then take them out, cut them in slices, and place them neatly round the dish; put them in the oven for a few minutes to warm, then pour some good tarragon sauce (see *Sauces*) over them, and send them hot to table.

VEAL SWEETBREADS À LA MAÎTRE D'HÔTEL.

Prepare these and dish them up as directed in the last receipt, but have your maître d'hôtel sauce ready (see *Sauces*); pour it over them hot just before you send them to table.

VEAL SWEETBREADS À LA VÉNITIENNE.

Take three heart sweetbreads, blanch and stew them between bards of fat bacon as directed in the former receipts; take them out of the braize while hot, drain them on a sieve, and dish them with Vénitienne sauce (see *Sauces*) over them.

VEAL SWEETBREADS À L'ITALIENNE.

Prepare these the same as in the receipt for tarragon sauce, but instead of which send them with Italienne sauce (see *Sauces*).

VEAL SWEETBREADS AUX PETITS POIS, OR
WITH PEAS.

Having stewed a heart and throat sweetbread, when cool cut them in slices in a good béchamelle sauce, into which put half a pint of young stewed peas (see *Vegetables*), a leason of one yellow egg, and a table spoonful of cream, mixed in before you dish it up.

VEAL SWEETBREADS À LA BÉCHAMELLE.

Take one heart and one throat sweetbread, or two throat sweetbreads will do, just blanch them and put them to stew in some good braize for fifteen minutes; take them out, and when cool, trim them neatly round, and cut them in tolerable thin slices into some good béchamelle sauce (see *Sauces*); make the whole very hot and send it to table—if you have a few mushrooms it will be a good addition.

VEAL SWEETBREADS À LA CRÊME.

Prepare two sweetbreads as directed in the last receipt, cut them in round slices into a stew-pan; then prepare a sauce with the trimmings of a few mushrooms, two or three stalks of parsley, a bit of onion, and a small piece of lean ham, with about two ounces of butter, stir them on the fire till the butter begins to fry, and stir in near a spoonful of flour; when well mixed, add a table spoonful of good pale consommé, and when that is mixed put another and another till it is very thin; stir it on the fire till it boils. If it should be any ways thick when boiled, add some more consommé to thin it, and then let it boil down till it becomes very thick like béchamelle sauce, then pour in some good cream as for the above

sauce; when this takes the thickness of béchamelle, squeeze it through a tammy to the sweet-breads, with the addition of a few mushrooms, if you have any; add a little salt, and a very small quantity of lemon juice, before you send it to table.

MINCE VEAL À LA PORTUGAISE, OR WITH
POACHED EGGS.

Having roasted part of a fillet of veal, mince it very fine, and put it in a stewpan; have some good hot béchamelle sauce ready, pour enough over to make it of a tolerable thickness, which must depend on your judgment; then have a stewpan full of water, with a little vinegar in it, and when it boils, quickly break in two eggs, and keep it boiling quick (but not so as to boil over); when, on trying them, you find them done, take them out with a colander spoon, and put them in another stewpan of clear warm water; break two more, and use them in the same manner, till you have six well done; and when the dinner is wanted, squeeze a little lemon juice in the mince, pour it on a hot dish, take your eggs out of the water, neatly trim them, and lay them on the top of the veal.

MINCE VEAL IN A GRATIN.

Mince and prepare this the same as the last receipt, with some good béchamelle sauce, pour it in the dish, shake a few bread crumbs over the top, sprinkle a little clarified butter over them, then crumbs again; have the salamander ready, hold it over till of a fine brown colour, and serve it on table.

MINCE VEAL À LA ROYALE.

Take about half the quantity of veal as directed in the two last receipts, mince it and make it up with some tongue minced full as fine, then add some béchamelle sauce, with two spoonfuls of butter sauce (see *Sauces*), a little lemon juice, and pour it in the dish hot, just as the dinner is served. For the three last receipts you must have borders made to your dishes, if shallow, with paste (see *Pastry*), if deep, some garnitures of puff paste (see *Pastry*).

MINCE VEAL IN A TIMBALE.

Make some mince veal as directed in the first receipt of the minces; keep it hot by the fire, fry some good plain pancakes, without any sugar or lemon peel, take a round or oval mould well buttered; lay a pancake at the bottom, and all round, then lay the rest open and spread each with the mince, rolling them neatly up and laying them close in the mould; cover them up with a pancake; half an hour before dinner, put it in a gentle oven, and when wanted turn them out in the dish, with a little strong gravy in the bottom after turned out.


BLANQUETTE DE VEAU AUX PETITS POIS, OR
WITH YOUNG PEAS.

Take part of a fillet of veal, cut it in thin round pieces about the size of a shilling into a stewpan; have some young peas stewed (see *Vegetables*), put them to the veal, and add some good béchamelle sauce. Before you send it to table, stir in one yellow egg and a table spoonful of good cream, with garnitures of puff paste, or a border of paste to your dish (see *Pastry*).

BLANQUETTE DE VEAU AUX CHÂMPIGNONS, OR
WITH MUSHROOMS.

Prepare this dish as the last; instead of peas add mushrooms of the smallest kind.

BLANQUETTE DE VEAU EN CASSEROLE AU RIZ.

Cut the veal in a blanquette into some good béchamelle sauce, which cover up in a stewpan till wanted; then stew about half a pound of rice for two or three hours with some consommé without the fat being taken off, and a good bit of lean ham; let this stew to a good stiff paste; if too stiff, add a little more consommé. Cut the crumb of a loaf, about six inches in circumference and three in length, making the top and bottom flat, so that it may stand upon the dish; then with a spoon place the rice neatly round and over the bread, and smooth it with a knife, formed thus : and when quite cold, bake it of a fine brown colour in a very hot oven; take it out a few minutes before dinner, cut out the bread, pour the blanquette of veal in the centre very hot, and serve it up.

BLANQUETTE OF VEAU À LA BÉCHAMELLE.

Have a good nut of veal well roasted, cut it as directed in the former receipt, put it in some good béchamelle sauce (see *Sauces*); serve it up hot, with a little drop of lemon juice.

BLANQUETTE DE VEAU À L'ALLEMANDE.

Cut some paste, the same as for borders, in very fine shreds like vermicelli, put it in boiling water with a little salt, and blanch it for three minutes, then drain it on a sieve, and put it to stew in a small stewpan, with a bit of butter and
a very

a very little salt and pepper. When it begins to fry, add about two spoonfuls of consommé; shake it well that it may not stick to the bottom, and when the consommé is reduced add two table spoonfuls of béchamelle sauce, and a very little nutmeg grated, lay this at the bottom of the dish, and pour a blanquette of veal à la béchamelle over it, made as directed in the last receipt.

BLANQUETTE DE VEAU AU MACARONI, OR WITH
MACARONI.

Boil a handful of fine pipe macaroni in a moderate sized stewpan of water, with a spoonful of salt and a good bit of butter; when tender, drain it carefully on a clear hair sieve, and when rather cool, cut it in pieces about two inches in length into a stewpan; cut your veal in round pieces into it, then pour some good béchamelle sauce over, and shake it well together; make it very hot, serve it to table, with a little lemon juice squeezed in, the last minute.

TENDONS DE VEAU À LA PURÉE D'OSEILLE, OR
WITH SORREL SAUCE.

Take one or two breasts of veal, according to the size of your dish; cut out the gristle or tendons; each must be the breadth of two bones; blanch and skim them in a large stewpan of water with a little salt, then put them to stew between bards of bacon and trimmings of veal, both under and over them, with vegetables, and filled up with strong braize, stewed the same as for fricandeau of veal; when done take them off the fire, let them stand in the liquor till cold, then take them out, trim them neatly, and
H 3 place

place them on a cutlet pan. Half an hour before dinner put them in a gentle oven, and glaze them three or four times as they are warming. When the dinner is wanted have the dish hot, pour the sorrell (see *Vegetables*) in the bottom, and lay the tendons of veal neatly on the top.

TENDONS DE VEAU AUX PETITS POIS, OR WITH
YOUNG PEAS.

Prepare these as directed in the last receipt; have a pint or quart (according to your dish) of young peas, blanch and stew them well, as directed for stewed peas (see *Vegetables*), with plenty of béchamelle sauce; pour them very hot into the bottom of the dish, and lay the tendons over them well glazed.

TENDONS DE VEAU À LA PURÉE DE LAITUES, OR
WITH LETTUCE PURÉE.

Take eight or a dozen cabbage lettuces, blanch them well, drain them a few minutes on a hair sieve, with a wooden spoon rub the whole through, and lay it at one corner of another sieve for an hour or two, till the whole of the water has run from it; put it then into a stewpan with a bit of butter, which must be stirred on the fire till it begins to fry, then add a table-spoonful of good consommé; when this is well reduced, put in five or six table-spoonfuls of good béchamelle sauce; stir it on the fire till it boils, put in a little salt if wanted, take it from the fire, stir one yolk of an egg and two table-spoonfuls of cream in a bason, pour it on a warm dish, and lay the tendons over it.

BREAST OF VEAL ROLLED IN A RAGOÛT.

Chuse a breast of veal, take out the bones,
beat

beat it and spread it over with forcemeat of veal (see *Forcemeats*); one half of the forcemeat must be beaten up with the yolks of five or six eggs in a mortar till very smooth, and spread half the breast with the plain and half with the yellow forcemeat (that it may appear marbled when cut); then roll it up tight, and tie it well with packthread; stew it very tender in some good braize, in which a rump of beef had been stewed, or veal cutlets à la Saint-Garat. When done let it stand in the braize till nearly cold, then take it out, trim it, lay it on a dish, put it in a gentle oven, and glaze it three or four times; have a ragoût ready of truffles, mushrooms, cocks'-combs, sweetbreads, fat livers, and artichoke bottoms, well prepared, as directed for a ragoût; shake these gently in some good béchamelle sauce, making them very hot, and a leason of two yolks of eggs, with a little cream mixed in, and a few drops of lemon juice; put the whole in the dish, and lay the breast of veal in the centre.

CALVES' BRAINS À LA RAVIGOTE, OR WITH
TARRAGON SAUCE.

Take the brains out of two heads, put them in water, pick all the blood from them, and lay them in another bason of cold water; have ready on the fire a middle size stewpan of water boiling, with a little salt, half the juice of a lemon, a small bit of butter, and some common tart paste rolled up about the size of the finger, must be put in; let the brains boil very gently till done before they are dished up, drain them on a hair sieve for a few minutes, then place

them properly in the dish, and pour tarragon sauce over them.

CALVES' BRAINS EN MATELOTTE.

Prepare a forcemeat of veal (see *Forcemeat*), roll it about an inch long, and the thickness of your little finger; blanch it well in some beef stock for five or six minutes, then drain it on a hair sieve, and put it to stew in some good consommé till it is nearly reduced, then put it in some good white béchamelle sauce with a few mushrooms; a leason of one yellow egg and a spoonful of cream must be added when it is very hot; it must not be put near the fire afterwards. Having prepared the brains as directed in the last receipt, dish them up neatly and pour the sauce over them, placing the forcemeat between the brains.

CALVES' BRAINS À LA VÉNITIENNE.

Have some butter sauce (see *Sauces*), put about six table-spoonfuls in a small stewpan, chop some parsley very fine, and blanch it for half a minute; when well drained on a sieve, put it in the sauce and make it very hot, but be careful that it does not boil, then add a little lemon juice and a leason, as directed in the last receipt, stir it well up and pour it over the brains, dished as before directed.

CALVES' BRAINS EN RAGOÛT MÊLÉS.

Have a good ragoût of truffles, mushrooms, cocks'-combs, fat livers, &c. and artichoke bottoms, with some forcemeat balls, both yellow and plain; stir them gently in some good béchamelle sauce, make them very hot, with the addition of a little lemon juice, dish up the brains,
and

and pour the ragoût over them; if the dish should be flat and shallow, make a border of paste round the edge, that the sauce may not soil the edge of it. (For the border see *Pastry*.)

MADE DISHES OF LAMB.

Leg of Lamb stewed with Peas.

————— with Spinage.

————— à la Purée de Laitues, or with Lettuces.

————— aux Concombres, or with Cucumbers.

Breast of Lamb rolled in a Ragoût.

————— to be eat cold.

————— grillée with Italian Sauce.

Loin of Lamb à la Kebobed.

Lamb Cutlets en Epigramme.

————— with Asparagus Peas.

————— grillées with Mushrooms.

————— aux Concombres, or with Cucumbers.

————— à l'Allemande.

————— à la Purée de Lentilles, or with Lentile Purée.

————— à la Purée de Laitues, or with Lettuce Purée.

————— au Céleri, or with Celery.

Lambs' Pluck plain.

LEG OF LAMB STEWED WITH PEAS.

Take a leg of house lamb, grass will do, but the former is better, and stew it in some stock or beef braize. When nicely done, take it out, put it in a slow oven and glaze it three or four times; then have some good young peas well stewed, with some good béchamelle sauce (see *Vegetables*), pour them in the dish and lay the leg on the top, and cut the loin into cutlets, and do them on the fire with some butter and some strong gravy; when nearly done shake them well in their glaze, dish them round the lamb over the peas, and send them hot to table.

LEG OF LAMB WITH SPINAGE.

Pick and well wash some spinage, boil it and

prepare it as directed (see *Vegetables*); dress it neatly in the bottom of the dish and lay the lamb over it, glazed and prepared as directed in the last receipt, with the cutlets garnished round it.

LEG OF LAMB À LA PURÉE DE LAITUES, OR
WITH LETTUCE PURÉE.

Take a dozen or more cabbage lettuces, according to the size of the dish; pick them well from the stalks in a large pan of water, well wash and blanch them; when done drain them on a sieve for a few minutes, then with a wooden spoon rub them all through on a plate; let them drain again inside of the sieve for one or two hours, and stir them well in a small stewpan with a bit of butter; when it begins to fry add a little good consommé, and when that is reduced put in some good cream sauce, and let it boil a few minutes; just before you pour it in the dish, mix in the yolks of two eggs, taking care the dish is hot; lay the lamb on the top and garnish it with the cutlets, as before directed.

LEG OF LAMB AUX CONCOMBRES, OR WITH
CUCUMBERS.

Have three fine cucumbers, not seedy, cut them about the size of a shilling, carefully taking out the seeds and rind quite off, fry them a light brown in some good clarified butter, drain them on a hair sieve, and put them in a stewpan with a small ladle of good consommé and as much plain sauce (see *Sauces*), a little sugar and salt; when reduced to the thickness of sauce in general, add a little glaze if not strong enough; squeeze in a small quantity of lemon juice, which
mix

mix carefully all together, pour it in the dish, and lay the lamb on it, garnishing it with the cutlets as before directed. If you think proper, the cucumbers may be dressed to go under the lamb in white sauce, thus: after they have been fried of a very light brown, stew them gently in some good pale consommé, with a very little sugar and salt, then put them on a sieve to drain what liquor should happen to remain; and shake them up in some good béchamelle sauce, with a leason of one yolk of an egg and a spoonful of cream; serve them up the same as the brown sauce.

BREAST OF LAMB ROLLED IN A RAGOÛT.

Get a breast of lamb that is cut rather broad, take out the whole of the bones, spread it well with veal forcemeat and roll it up, tying it well about with packthread, and put it to stew gently in some good braize mutton cutlets had been stewed in, if you have any, if not any other braize may do; when well stewed take it out, put it in a gentle oven, and glaze it two or three times; then have a good ragoût ready, which pour in the dish and lay the lamb on the top.

BREAST OF LAMB TO BE EAT COLD.

Prepare a breast of lamb by boneing it, as before directed, then have a good forcemeat made of fat livers, truffles, &c. the same as for a game pye (see *Savoury Pies*), and an omelette made of the white of eggs and of the yolks, coloured with spinage juice; when cold cut them in long slips; first lay some forcemeat, then the slips of omelettes, with a few truffles laid between, and likewise some fat livers, then spread

all over with the forcemeat, then roll it up and tie it in an old tammy or napkin, and put it to stew very gently for three or four hours; when done let it stand in the liquor till cold, then take it out, and let it stand for two days before you cut it; trim it well, lay it on the dish, and garnish it with aspic jelly minced and scattered round it. For the jelly (see *Jellies*).

BREAST OF LAMB GRILLÉE WITH ITALIAN SAUCE.

Bone a breast of lamb, pepper, salt, and egg it, do it well in crumbs of bread, sprinkle it well with butter and bread again, lay it on the gridiron over a gentle charcoal fire made with the wood ashes; when of a fine light brown colour on both sides dish it up, with some good *Italienne* sauce under it.

LOIN OF LAMB À LA KEBOBEB.

Cut a loin of lamb in four or five pieces, toss them up with an egg in a dish, with plenty of pepper and salt, and bread crumb them, and then lay them on paper; have some clarified butter ready, dip them in, and bread crumb them again, laying them on paper as before; half an hour before dinner grill them on the gridiron a fine brown colour, and when done dish them up. For the sauce, a strong gravy with a little tarragon vinegar; garnish the lamb with pickles, as gerkins, mushrooms, cauliflowers, &c.

LAMB CUTLETS EN ÉPIGRAMME.

Chuse a neck or loin of lamb, make it into cutlets, trimming them neatly, and laying them in a cutlet pan with some clarified butter; do them moderately quick on a stove, and when nearly done

done add some good strong gravy, stirring them well about to glaze them; when done place them neatly round the dish, and pour a good mince of chicken in the centre: or the chicken may only be shredded fine with some béchamelle sauce.

LAMB CUTLETS WITH ASPARAGUS PEAS.

Cut up a neck of lamb into cutlets, trimming them neatly, and laying them in a cutlet pan with some clarified butter, and a little salt sprinkled over them; set them on a quick fire at first, then on a slow fire, with a small ladleful of consommé, shaking them well at times to make them take the glaze; when well glazed dish them neatly round the dish, and pour some stewed asparagus peas in the middle.

LAMB CUTLETS GRILLÉES WITH MUSHROOMS.

Take these from a neck of lamb, as directed for mutton cutlets à l'Italienne (see *Dishes of MUTTON*); place them round the dish, and pour a good mushroom sauce in the centre.

LAMB CUTLETS AUX CONCOMBRES, OR WITH CUCUMBERS.

These cutlets must be taken from the neck, preparing them as directed for asparagus peas, with a good cucumber sauce in the centre, as for a leg of lamb.

LAMB CUTLETS À L'ALLEMANDE.

Make a paste of three eggs, a very small bit of butter, and about two ounces of flour, with a little salt; mix them together, and roll out the paste on a marble slab as thin as possible; turn it over three or four times, and with a sharp knife

knife shred it very fine, then blanch it for five or six minutes, drain it on a sieve, and put it to stew with a bit of butter; when it appears to fry add a spoonful of good consommé, and when that is reduced three or four spoonfuls of good béchamelle sauce, with a very little grated nutmeg; pour this in the centre of the cutlets, prepared as directed in the former receipts.

LAMB CUTLETS À LA PURÉE DE LAITUES, OR
WITH LETTUCE PURÉE.

Make a purée of lettuce as directed for the leg of lamb; dress your cutlets neatly round the dish, and pour the purée in the centre.

LAMB CUTLETS À LA PURÉE DE LENTILLES,
OR WITH LENTILE PURÉE.

Pick and wash about a quarter of a pint of lentiles, put them in a stewpan with water enough to cover them, a small bit of beef suet, a carrot, an onion, peppercorns, salt, a few stalks of parsley, and a small bit of garlic; let these all stew very gently till well done and pasty, then add a small ladle of consommé, which must reduce till not very thick, then a good table-spoonful of plain sauce (see *Sauces*); when they have boiled together well pass or rub all through the tammy, adding a little good consommé if too thick; then set it on the fire again and let it boil a few minutes, stir in a small bit of fresh butter (having your cutlets neatly glazed and dished up); pour the lentile purée in the middle, serving it hot to table.

LAMB CUTLETS WITH CELERY.

Take eight or nine fine heads of celery, trim off the bad, and cut the good about the size of a
shilling

shilling into a bason of water, blanch them for a few minutes, and drain them on a sieve; have a small stewpan ready, with about half a ladleful of good consommé and the same of sauce, a little sugar and salt, into which put your celery, and let it reduce gently to the thickness of sauce in general; then mix in a small bit of butter, and squeeze in a little lemon-juice; having your cutlets ready on the dish, pour your sauce in the centre; or you may serve the celery with cream sauce, by stewing it gently (after being blanched) in some good pale consommé, with a little sugar and salt; drain it on a sieve when done, and toss it in some cream sauce, which serve with the cutlets.

LAMB'S PLUCK IN A PLAIN WAY.

The head being skinned, saw it in two, wash it well and put it to boil; wash also the heart, liver, and lights, and boil them; when the head is done take it off and egg it, shake some crumbs of bread over it, sprinkle it with clarified butter, shake some crumbs of bread again over it, and colour it well with the salamander; then mince the heart, &c. and put it in a stewpan with some good plain sauce (see *Sauces*), and a little pepper and salt; before you put it on the dish put in a little mushroom ketchup and lemon-juice, serving the head on the top.

MADE DISHES OF PORK.

Leg of Pork with Peas Pudding.

————— with a Purée of green Peas.

Pork Cutlets à la Sauce Robert, or with Carrière Sauce.

————— with Onions.

————— à la Bretonne.

Young Pig roasted:

————— à la Pierre Douillette.

Pigs'

Pigs' Pettitoes à la Sainte Ménéhould.

Pork Sausages.

Mock Brawn.

LEG OF PORK WITH PEAS PUDDING.

Boil a fine leg of pork (that has been salted) till well done; the while stew about a pint or more of split peas (according to the size you wish your pudding), with a few peppercorns, salt, and a bit of butter; when stewed rub them up in the stewpan with a wooden spoon, put in two whole eggs and the yolk of one, stirring them well in one at a time; then a small bit more of butter, a little salt, and a very little nutmeg grated, rub all through a hair sieve, tie it up in a cloth, so that it may be long, and boil it one hour and a half; when done, having laid the leg of pork on a dish, and turned the pudding out of the cloth, cut it in several slices, garnish it in a miroton round the pork, and serve it hot to table. You may make it a round pudding, and serve it on a separate dish.

LEG OF PORK WITH A PURÉE OF GREEN PEAS.

Make a purée of green peas, the same as directed for the soup but much thicker, taking care that it is very green; pour it in the dish, and lay a boiled leg of pork over it.

PORK CUTLETS À LA SAUCE ROBERT.

Having cut the cutlets from a neck of pork, prepare a sauce with one or two good onions cut in slices in a stewpan, a good bit of lean ham, peppercorns, salt, a small bit of garlick, a bay leaf, with about two ounces of butter, stir them on a gentle fire till of a fine brown colour; add a small ladle of consommé, and when it has boiled a few minutes, two or three spoonfuls of plain
sauce

sauce (see *Sauces*), which must boil till tolerable thick, but not so thick as sauce in general; take it from the fire, and put in a table-spoonful of mustard, and the same (or more) of vinegar, with a little oil; rub all through the tammy, and mix it well up; put it in the sauceboat to be eaten cold. Broil the cutlets over a moderate fire; when done, rub them with butter, and dish them up with good gravy: if the sauce Robert should be wanted hot, warm it gently, and take care that it does not boil.

PORK CUTLETS GRILLÉES WITH ONIONS.

Cut and broil the cutlets as directed in the last receipt; and cut four or five fine onions in slices, which put in a stewpan, with a few peppercorns, salt, and some clarified butter; stir these on the fire till well done, and of a fine brown colour; then add two spoonfuls of consommé, and the same of plain sauce; when it boils rub it through a tammy; have ready fried one or two good onions cut in shreds till well browned, which put into the sauce passed through the tammy; stir it gently on the fire till it begins to boil, then squeeze in the juice of near half a lemon. The cutlets being broiled and dished up, pour the sauce in the centre, and serve it up.

PORK CUTLETS À LA BRETONNE.

Pick and well blanch some harricot beans till very tender, drain them on a hair sieve, and shake them up in the same kind of sauce as directed for a saddle of mutton (see *Mutton*); then, having taken the cutlets from the neck neatly trimmed, put them into a cutlet pan, over a moderate fire, with some clarified butter, and a little salt shook
over

over them, till well done, and a fine brown colour; place them round the dish, and pour the sauce with beans in the centre.

YOUNG PIG ROASTED.

A pig to roast is best from three to four weeks old. Prepare a stuffing with slices of bread and butter, sprinkled well with chopped sage, and seasoned with pepper and salt, laying five or six slices one upon another and put them into the inside of the pig; skewer it well, that it may not fall out, and then spit it, rubbing it over with sweet oil; put it down before a moderate fire to roast for two hours, more or less, according to its size; when thoroughly done, take off the head and split the pig straight down the back, (there must be a dish under ready to receive it); then dish up the two halves, and splitting the head, lay half at each end of the dish, pour some good strong gravy under it, and serve it hot. Or you may take out the stuffing and mix it with some melted butter, and serve it as sauce; or sausage meat may be put inside of the pig instead of the bread and sage.

YOUNG PIG À LA PIERRE DOUILLETTE.

Take a pig, cut off the head, and cut the pig into four quarters, putting them to stew between bards of fat bacon, with the head split and laid in the middle, covering the whole with good braize, and nearly half a bottle of sherry, with a bay leaf, carrots, onions, parsley, a small bit of garlick and salt; let the whole stew very gently between two fires for half an hour, then take it up and lay it in a stewpan with a little of the braize it was stewed in, and set it by the fire;
pass

pass the remainder through a sieve into another stewpan, which put on the fire; and when it boils stir in four or five good spoonfuls of plain sauces (see *Sauces*); when that boils, put in a few truffles, mushrooms, morells, fat livers, and let it boil till nearly as thick as sauce in general. Having taken the stewed pig up, and laid it on the dish, cut a sweetbread (which has been stewed) into slices, laying it round the pig, put a leason of two yolks of eggs and a little cream into the sauce with the other things; squeeze in half a lemon juice, and pour the whole over the pig; be careful that it is very hot, but be sure that it does not boil after the eggs are in.

PIGS' PETTITOEES À LA SAINTE-MÉNÉHOULD.

Have the pettitoes well cleaned and washed, take a stewpan of a proper size, and lay at the bottom an onion, and a carrot cut in slices, a few peppercorns, parsley, one clove of garlick, and a bay leaf; over these lay bards of fat bacon, then place the pettitoes regularly over, then another layer of bacon, then pettitoes again, and bacon over them; add some good beef stock, with a round paper laid close on the top, cover it, put them to stew between two fires, very gently, till well done; then take them off, and when cool, toss them in eggs with pepper and salt; take them out and bread crumb them, laying them on paper; then dip them in clarified butter, and crumb them a second time; lay them on the gridiron and grill them a fine light brown; dish them up, and put under them a good remolade sauce (see *Sauces*).

PORK SAUSAGES.

Take eight pounds of lean pork that is free from gristle and skin, shred and chop it very fine, then chop four pounds of beef suet and as much pork fat, shred very fine, and a good handful of sage; spread out the chopped meat on a large dish and shake sage over it; grate in a couple of nutmegs, a spoonful of salt, and about three teaspoonfuls of sweet herbs chopped very fine; shake over it the suet and pork fat, mix all well up together; pot it close down with paper over it. It will be better to stand a day or two. When you wish to make them up, roll them about the size of a sausage, shake them in a little egg, then roll them in flour; have some butter on the fire, and when very hot put them in, shaking them about nearly the whole of the time, till of a fine colour; then serve them hot to table. If you like you may put them in skins, taking care that they are very clean, filling them gently with a funnel, or they stand a chance of breaking: these are best for garnishing a turkey.

MOCK BRAUN.

Take four cow heels, well cleaned from the hair and washed; boil them in plenty of water till very tender, then take them out and shred them in long pieces, which put in a stewpan, just cover them with some good stock, and let them stew down a little; have ready chopped a handful of capers and half as many girkins, which stir in with the heels, and one glass of vinegar; put it all into a mould of any shape you please, (I should recommend a plain round or oval mould,)

mould,) and when cold take it out. It makes a good dish for supper eaten with brawn sauce. Calves' feet may be dressed in the same manner.

MADE DISHES OF CHICKENS.

- Chickens à la Macédoine.
 _____ à la Nelle.
 _____ à l'Allemande.
 _____ Farce à l'Estragon, or with tarragon.
 _____ à l'Ecarlate.
 _____ grillées with Mushrooms.
 _____ à la Turque.
 _____ à l'Hollandaise.
 _____ à la Provençale.
 _____ aux Huitres, or with Oysters.
 _____ en Haricot-vierge.
 _____ aux Haricots Verts, or with French Beans.
 _____ au Céleri, or with Celery.
 _____ au Choux Fleurs, or with Cauliflowers.
 Poularde au Truffes.
 _____ aux Quenelles de Veau.
 _____ à la Financière.
 Fricassée of Chicken with Mushrooms.
 _____ à l'Italienne.
 _____ en Haricot Vierge.
 _____ aux petits Pois.
 Filets of Chicken sauté à la d'Artoise.
 _____ à la Béchamelle.
 _____ à la Maître de Hôtel.
 _____ with Endive.
 _____ à l'Italienne.
 _____ à la Ravigote.
 _____ à la Reine.
 Blanquette of Chicken with Cucumbers.
 _____ in a Casserole of Rice.
 _____ with Macaroni.
 Potage à la Camerani, from the Almanach des Gourmands.
 Cutlets of Chicken grilled.
 Mince Chicken with the legs broiled.
 _____ in a Timbale.
 Gratin of Chicken.
 Croquettes of Chicken.
 _____ à la Royale.

Fillets of Chicken in Savory Jelly.

————— in an Italian Salad.

Chicken or Fowl forced in Savory Jelly.

CHICKENS À LA MACÉDOINE.

Take two or three fine young chickens, and truss them for boiling, with bards of fat bacon tied over the breast. Cut two cucumbers the size of a shilling, fry them a fine light brown, and stew them in good consommé; cut a few french-beans square and boil them, taking care to keep them green; some mushrooms that have been stewed, five or six heads of celery cut like the cucumbers, blanched and stewed in good consommé, and a head or two of cauliflowers boiled. When the chickens have boiled very gently about half an hour, in some mutton broth or braize, take them out, drain them from the liquor, lay them on the dish, and place the vegetables round according to your taste; pour some good butter sauce (see *Sauces*), with about half the juice of a lemon, over the chickens and vegetables, observing that the whole is very hot: let the dish be large that the sauce may not soil the cloth.

CHICKENS À LA NELLE.

Make some veal forcemeat as directed (see *Forcemeat*), roll it up about three inches in circumference, and the same in length, and boil it till done in some beef stock; with a colander spoon put them to drain on a sieve. Having two good size chickens well boiled as before directed, dish them up, garnish the forcemeat round and between them, and pour over them some good béchamelle sauce. A fowl may be done in the same manner.

CHICKENS À L'ALLEMANDE.

Prepare a paste as for the border of a dish, the yolks of three eggs, a handful of flour, a little salt and a very small bit of butter; mix them into a stiff paste, beat it with the rolling pin, and give it one turn; roll it out as thin as possible, double it up two or three times, and with a very sharp knife cut it in fine threads like vermicelli; blanch it in some water with a little salt for five minutes, then drain it on a sieve, put it in a stewpan with a bit of butter and a little salt, shake it well by the side of the stove; when the butter begins to fry put in a little consommé, and let it stew gently till nearly dry; stir it gently about with a wooden spoon, grate in a little nutmeg, and a very little white pepper; when well mixed, spread it on the dish, and lay the boiled chickens on it, with some good béchamelle sauce poured over the whole.

CHICKENS FARCE À L'ESTRAGON.

The same veal farce must be made as for à la nelle, except having three or four small pullets, instead of two, where the crop was put in the farce, securing it well by turning the skin over; stew them in some good braize till done, take them out, drain them for a few minutes, and lay them on the dish; tarragon sauce (see *Sauces*) must be put over them.

CHICKENS À L'ÉCARLATE.

Roast a couple of chickens; a few minutes before dinner, cut them up while hot, trim them, take off the skin, lay them on the dish, with pieces of tongue cut like a heart, placed between the pieces according to your fancy. The sauce should

be some strong consommé and plain sauce boiled thick to a fine colour, into which stir a bit of butter, and the juice of nearly half a lemon; pour it over the chicken very hot, and serve it to table.

CHICKENS GRILLES WITH MUSHROOMS.

Have two fine chickens, take out the inside, split them in two, take out the back bone, beat them with a wooden spoon, dip them in clarified butter, and set them on the gridiron over a charcoal fire to broil for half an hour; mind to lay the inside downwards over the fire, and let it remain so till nearly done; turn the other side in order to give it a fine light brown colour; put some stewed mushrooms into a stewpan, with an equal quantity of beef stock and plain sauce; boil it gently to the thickness of sauce in general; add a very little cayenne pepper and a little lemon juice, mix them well, (and having laid the chickens on the dish), pour the sauce over them.

CHICKENS À LA TURQUE.

Take about a quarter of a pound of rice, pick and blanch it, drain it upon a sieve, and put it in a stewpan with a bit of lean ham, a little salt, and consommé enough (with little of the fat) to cover it, and set it over a gentle fire to stew; when tender, lay it on the dish, set the chickens over it, smoothing the rice neatly about them. The sauce, some good béchamelle poured over them. A capon or large fowl may be dressed in the same manner.

CHICKENS À LA HOLLANDAISE.

Pick some parsley very fine, each leaf separately, blanch it, and drain it on a sieve; have ready some good butter sauce, into which put the parsley;

ley; having the chickens well boiled, dish them up; squeeze a little lemon juice into the sauce and pour it hot over the chickens, but be sure it does not boil.

CHICKENS À LA PROVENÇALE.

Take a couple of fine large chickens, bone them carefully without breaking the skin; chop some parsley and lemon thyme very fine, put it into an oval stewpan, large enough to hold the chickens, with some chopped mushrooms, a bay leaf, and a bit of butter; stir them well on the fire till the butter begins to fry; then take the chickens, and put a good spoonful of the herbs and butter into the inside, with some pepper and salt; set them neatly in the stewpan in the herbs, with the breast uppermost, put them over a moderate fire to stew, shaking and turning them every three or four minutes; when the breast has taken a fine colour add a ladle of consommé, in which let them stew for a few minutes; take them out on a dish, add four or five spoonfuls of plain sauce (see *Sauces*) to the herbs and consommé and stir it till it boils to nearly the thickness of sauce in general; squeeze in the juice of half a lemon, dish up the chickens, and pour the sauce over them.

CHICKENS AUX HUÎTRES, OR WITH OYSTERS.

Put five dozen oysters in a stewpan with their liquor, set them on the fire till they boil, take them off, and when nearly cold, beard them; put them into another stewpan with the liquor drained through a sieve, set them on the fire again till they boil, then take them off and put them on a sieve to drain; put a little clarified butter into a

stewpan, into which put the oysters; set them on a gentle fire for three or four minutes, add half béchamelle sauce and half butter sauce (for which see *Sauces*) enough to garnish the chickens; the chickens being boiled and set on the dish as before directed, add the juice of half a lemon to the oyster sauce, making it very hot, pour it over the chickens, and serve them to table. A fowl may be dressed in the same manner.

CHICKENS EN HARICOT-VIERGE.

Three small chickens make the best appearance for this dish—truss and boil them in good broth; cut three or four turnips into small squares in a bason of water, blanch them on the fire, and keep skimming them that they may be as white as possible; six good heads of celery must be cut and done the same; when both are done, drain them on a sieve, and put them into two separate stewpans with some good pale consommé, a small bit of butter, and a very little sugar and salt, and a round paper over them; when stewed nearly dry, put them by the side of the fire; a few minutes before dinner place the chickens on a dish, garnish them with the turnips and celery, and pour some good cream sauce (see *Sauces*) over the whole.

CHICKENS WITH FRENCH BEANS.

Cut about a hundred french beans into squares, boil them quick in spring water with salt to keep them very green, and when done do not let them stand in the water, but drain them on a sieve immediately; a couple of good chickens being boiled and placed on the dish, garnish them round and between with the french beans; squeeze a
little

little lemon juice into some hot butter sauce, pour it over the chickens, and serve them to table.

CHICKENS WITH CELERY.

Cut a dozen heads of fine white celery into a bason of water, boil them in clear water, skimming it if necessary to keep it as white as possible; when done put them on a sieve, then into a stew-pan with some good consommé, a small bit of butter, and a little sugar and salt, and a round paper over it; when stewed nearly dry, put them again on a sieve to drain, stir the celery into some good béchamelle sauce ready hot (see *Sauces*); the chickens being dished, pour the sauce all over them. You may dress a fowl or turkey the same.

CHICKENS WITH CAULIFLOWERS.

Boil five or six heads of cauliflowers, but not too much; and, having two or three chickens well boiled in mutton broth or braize, dish them and garnish them neatly round and between with the cauliflower; put the butter sauce (see *Sauces*) very hot, but not boiling, over the chickens and cauliflowers just before they are sent to table.

FOWL WITH TRUFFLES.

Take a large fowl, well trussed for boiling, put into the inside a few truffles well stewed and prepared (as see *Truffles*); then put it on the spit with a slice of fat bacon on the breast, and paper tied over it; roast it well, set it on the dish, garnish it with truffles in sauce à l'espagnole, or brown sauce (see *Sauces*), and send it to table.

FOWL AUX QUENELLES DE VEAU.

Make a good quantity of veal forcemeat as directed (see *Forcemeat*), and roll it out into pieces
 1 5 about

about three inches in length, blanch them seven or eight minutes in some beef stock; when done, drain them on a sieve: the fowl being well boiled in mutton broth or braize, dish it, garnish it round with forcemeat, and pour over it some good béchamelle sauce with a few mushrooms in it.

FOWL À LA FINANCIÈRE.

The fowl being stewed in braize and dished, garnish it with a ragoût in brown sauce, with a leason of two yolks of eggs, and three good table-spoonfuls of cream, shake it well together, and with a spoon garnish it about the fowl just before it goes to table.

FRICASSÉE OF CHICKENS WITH MUSHROOMS.

Take two or three young chickens, singe them, take out the inside, chop off the feet close to the thigh bone, then the pinions, cut off the legs, wings, and breast, laying them on a plate; having some water boiling with a little salt in it, put in the legs and pinions to boil for two minutes; take the water off the fire with the legs and pinions in it, put in the breast and wings, let them remain till nearly cold; take them out, trim them, strip off the skin, and lay them on a plate. Cut two or three mushrooms into a stewpan, a small bit of lean ham, and one small onion, with a bit of butter; set it on the fire till it begins to fry, stir in a spoonful of flour, mix by degrees some good consommé, about a quart, stir it on the fire till it boils; put in the chicken, and when well done, take it out and put it in another stewpan. Let the sauce reduce the same as for béchamelle sauce (see *Sauces*); adding some
good

good cream, pass it through a tammy to the chicken, into which put a few small stewed mushrooms; make it very hot, and before you send it to table, add a leason of one yolk of an egg, and a little cream mixed gently in.

FRICASSÉE OF CHICKENS À L'ITALIENNE.

Prepare this as directed in the last receipt, except a few minutes before it is served, stir in gently some parsley, lemon, thyme, and mushrooms, chopped fine and stewed in butter; then a little consommé, which shake gently in with a leason of one yolk of an egg, a little cream, and one squeeze of lemon juice; make it very hot, but not boiling, and serve it to table.

FRICASSÉE OF CHICKENS, EN HARIOT-VIERGE.

Cut two or three turnips and six heads of celery into small squares, blanch them for a few minutes in two separate stewpans, with a little salt in the water, drain them carefully on a sieve, and put them to stew separately with as much consommé as will cover them; a little sugar and salt, a small bit of butter, and a round paper laid over them; when stewed nearly dry, put them again on a sieve; having the fricassée ready and very hot, take it out of the sauce, lay it neatly on the dish, place the turnips and celery about it, with a few small mushrooms; pour the sauce over the whole, and serve it to table.

FRICASSÉE OF CHICKENS WITH PEAS.

Stew about half a pint of young peas; when the fricassée is ready, shake them gently in, and serve it to table as directed in the last receipts.

FILLETS OF CHICKEN SAUTÉ À LA D'ARTOISE.

Cut out the fillets of two large chickens, clarify some butter and pour it into a cutlet pan, then lay the fillets on the table and with a sharp knife take out the inner fillet; cut the large one into two or three thin slices its full length, laying them smooth in the butter; sprinkle a little salt over, then set the cutlet-pan over a tolerably quick fire for one minute, shaking and turning it in the while, then set it aside to drain the butter from it; be very careful that it does not brown, but keep it as white as possible: trim the fillets and place them on a hot dish in the shape of a star; have six or seven livers blanched and fried in butter for two minutes, garnish them round the chicken; add butter sauce (see *Sauces*), with nearly half the juice of a lemon squeezed in the last minute.

FILLETS OF CHICKENS À LA BÉCHAMELLE.

The chicken being prepared and dished as above, pour some béchamelle sauce with a few mushrooms neatly over it.

FILLETS OF CHICKEN À LA MAÎTRE-D'HÔTEL.

Chop some parsley very fine and blanch it, the chicken being cut and put in butter as before directed, sprinkle it with a little of the chopt parsley, mix the remainder in a little butter sauce (see *Sauces*), and squeeze in nearly the juice of half a lemon; when the chicken is dished put this sauce neatly over it.

FILLETS OF CHICKEN WITH ENDIVE.

Prepare a dozen heads of endive as directed for a leg of lamb with cabbage lettuce (see *Dishes of Lamb*), but boil it more, to thicken it, before you
 stir

stir in the yolks of eggs; put it in the middle of the dish and smooth it over with a knife: the fillets being prepared, as directed in the preceding receipts, place them neatly over the endive, and some good béchamelle sauce over the whole.

FILLETS OF CHICKEN SAUTÉ À L'ITALIENNE.

The fillets of chicken should be done quickly on the fire, and kept as white as possible, dish them, and put an Italienne sauce over them.

FILLETS OF CHICKEN À LA RAVIGOTE.

Put good tarragon sauce (see *Sauces*) over the fillets when dished up as before directed.

FILLETS OF CHICKEN À LA REINE.

The fillets being cut and laid in butter as directed in the former receipts, done very quickly over the fire and kept quite white, pour a good béchamelle sauce with a leason of two yolks of eggs and a spoonful of cream in it very hot (but not boiling over the fillets). You may boil the yolk of an egg and half the breast of a chicken, rub it through a tammy, and mix it with the sauce.

BLANQUETTE OF CHICKEN WITH CUCUMBERS.

Take the fillets of two fine chickens (the legs may be washed and put into the consommé pot), and having some butter well clarified put into a cutlet or sauté pan, lay the fillets on the table with the skin downwards, take out the inner fillet, cut it into small collops (about the size of a shilling), and lay them in the butter; when the whole is done, sprinkle a little salt on them, set the pan over a quick fire for one minute, stirring them about the whole time; set your
pan

pan aside on the table that the butter may run from the chicken, trim them neatly and put them in some béchamelle sauce (see *Sauces*); cut up two cucumbers about the size of a shilling, with the rind taken off and the seeds cut out, fry them of a fine light brown in some good clarified butter, and when well drained on a sieve, stew them very gently in some pale consommé with a very little sugar and salt; when stewed nearly dry, put them on a sieve that the remainder of the liquor may run off, toss them into the sauce with the chicken, and when the whole is very hot, mix in a leason of one yolk of an egg with a little cream, put it out into the dish and serve it to table.

BLANQUETTE OF CHICKEN IN A CASSEROLE OF
RICE.

Stew and dish up the rice as directed for a blanquette of veal (see *Dishes of Veal*), the chicken being cut, done on the fire and put in good béchamelle sauce, as directed in the last receipt, make it very hot, and put it in the centre of the rice the minute the dinner is wanted.

BLANQUETTE OF CHICKEN WITH MACARONI.

Boil some fine pipe macaroni in water till very tender, with a bit of butter and salt, drain it on a sieve, toss it in a blanquette of chicken, with some good béchamelle sauce; before you serve it to table and while very hot, shake in a leason of the yolk of an egg and a table-spoonful of cream.

[The

[The following Potage is from the Almanach des Gourmands, it may be served as a side dish in the second course.]

POTAGE À LA CAMERANI.

Procure some true Naples macaroni and excellent Parmesan cheese, some very good butter, about two dozen livers of fine fat poulets of a tolerable size, celery, and ail sorts of vegetables, *viz.* cabbages, carrots, parsnips, leaks, &c. Then hash the livers, celery, and vegetables together, and let the whole simmer in a stewpan with some butter; during this time blanch the macaroni and season it with pepper and spices, and let it drain well; then take the dish that is to be sent to table, and which ought to bear the fire, and spread a layer of macaroni at the bottom, then a layer of the mixed meat above named, and on the top a layer of grated Parmesan cheese; repeat these layers till they rise almost to the edge of the dish—then put it on a slow fire and let the contents simmer till they have acquired a sufficient degree of heat.

CUTLETS OF CHICKENS GRILLÉES.

Take three fine chickens, cut the fillets out of each, the half of the bone of the merry-thought which remains in the thick end take out, and place it in the pointed end so as to form the bone of a cutlet: having six cutlets trimmed and prepared, toss them into a bason with one egg beaten up and a little pepper and salt; then take them out separately, bread crumb them, lay them on a sheet of paper having some butter clarified, dip them in it, and do them in crumbs of bread again, and lay them on the paper. A quarter of an hour before dinner, have a fire made of red hot charcoal ashes, lay them on a gridiron and turn them

them till of a fine brown on each side; dish them up, reduce some good consommé till very strong, stir in one spoonful of butter sauce (see *Sauces*), some pepper and salt and a little juice of a lemon; when well mixed pour it in between the cutlets.

MINCE CHICKEN WITH THE LEGS BROILED.

Two chickens being roasted and thoroughly cold, cut out the fillets, trim and slice them, mince them as fine as possible, and stir the mince in some béchamelle sauce (see *Sauces*), cut off the legs, take out the hind bone and broil them till well browned on each side; the mince being made very hot, pour it in the dish, lay the legs on the top, garnish it with sippets of toast and serve it to table.

MINCE CHICKEN IN A TIMBALE.

Prepare a batter with two spoonfuls of flour, a little nutmeg grated, four eggs stirred in one at a time, and some new milk; do not make it too thin; fry it as for pancakes, but lay it very thin in the pan, and colour it only on one side, then turn it on a plate, have a large plain mould ready well buttered; lay one of the pancakes at the bottom, cut all but two or three in halves, and lay them round the inside of the mould, a whole one at the bottom again; nearly fill up the mould with a good thick mince of chicken, turn all the ends of the pancakes down on the mince and lay a whole one over them, this may be done in the morning. One hour before dinner put it in a gentle oven, and when the dinner is wanted, turn it out of the mould on the dish:

a little strong gravy may be put in the dish if you think proper.

GRATIN OF CHICKEN.

Having made a good mince of chicken with béchamelle sauce very hot, lay it in the dish, shake a few bread crumbs over it, and sprinkle it with clarified butter, then crumbs of bread again; and a few minutes before dinner give it a fine brown colour with the red hot salamander.

CROQUETTES OF CHICKEN.

Shred and chop fine the breast of a roast fowl or of two chickens, have some good béchamelle sauce of a double thickness, with a good bit of glaze in it; mix in the chopped chicken, and put it in a bason to cool: when very cold, break three eggs into a bason, beat them well up with a fork, roll the mince into balls about the size of a large marble, and toss them into the eggs when well rolled round; take them out with as little egg as possible, roll them in bread crumbs, lay them on paper, dip them again in the eggs, and then again in crumbs of bread; a few minutes before dinner fry them in lard a fine light brown colour, and fry also two handfuls of parsley well picked, lay it on paper to drain off the fat; lay a napkin on the dish; first put the parsley, then the croquettes neatly round and over it till covered, and send it to table

CROQUETTES À LA ROYALE.

The same method is employed in these as the last, except that less chicken is necessary to make up the usual quantity; chop some tongue, truffes, and mushrooms, with the chickens.

FILLETS OF CHICKEN IN SAVORY JELLY.

Two roasted chickens must be filleted, and the fillets sliced and cut about the size of a shilling, prepare some savory or aspic jelly, by putting the whites of four eggs in a stew-pan, about three spoonfuls of tarragon vinegar, and a little salt; beat them up with a fork, pour in about two quarts of good consommé, continually stir it on the fire till it boils, take the spoon out and let it simmer gently till reduced to one quart; run it very gently through a jelly-bag, throw in a little chopped tarragon and chervil; fill the mould half full, when set, place the chicken neatly round, and when quite set, fill it up; when the whole is stiff, turn it out of the mould by dipping it in warm water; this in general serves for a second course dish, or for a supper. You may with cutters, cut your chicken in what shape you chuse.

FILLETS OF CHICKEN IN AN ITALIAN SALAD.

Take one or two chickens, cut out the fillets, cut them in three thin slices, and lay them on a plate; place a cabbage lettuce shredded fine, some celery cut small, and some sliced cucumbers with a little picked chervil mixed together, in the middle of the dish; lay the chicken round in the shape of a star; two eggs boiled hard, a cucumber sliced, six anchovies well washed and cut in shreds, a few French beans and a cauliflower boiled, must be placed about the salad according to your taste; for the Italienne sauce (see *Sauces*). This will do for a second course on a supper dish.

CHICKEN

CHICKEN OR FOWL FORCED IN SAVORY
JELLY.

Prepare a fowl as directed for a raised pye with force meat, and a jelly as in the last receipt but one: half fill the mould with the jelly, and when stiff lay in the fowl, and fill the mould with the remainder of the jelly. This when turned out, is a very proper dish for supper.

MADE DISHES OF TURKEY.

Turkey with Truffles.
 —— à l'Espagnole.
 —— with Sausages
 —— à la Royale.

Turkey with Oysters.
 —— in Haricot-verge.
 —— en Ragoût.
 —— to be served cold.

Turkey being similar to a fowl may be dressed in fillets, or made in entrée in the same manner; but I shall give a few receipts for the method of dressing turkey in general. Though it may be dressed in every way like fowl it is better not, for cutting an undressed turkey into fillets, may be termed extravagance, which should be avoided by every good cook.

TURKEY WITH TRUFFLES.

Take a turkey, singe it, crush the feet with a chopper, draw out the sinnews by squeezing them between the door, truss it like a fowl for boiling, or have it from the poulterer ready prepared; set it on the spit, put a few good truffles with their sauce, and plenty of good stuffing into the crop; cover the breasts with bards of fat bacon and a paper, which must be tied on, put it to roast according to the size; a few minutes before it is done, cut off the paper and bards of bacon, and let it take a fine brown colour; set

it on a dish and pour some good truffle sauce round it, for which (see *Sauces*).

TURKEY À L'ESPAGNOLE.

Chuse half a hundred fine Spanish chestnuts, roast and skin them, put them to simmer gently in a ladleful of good consommé, as much plain sauce, and a very little sugar and salt; when reduced to the thickness of sauce in general, gently mix in a little portable soup (if you think it not strong enough), a few mushrooms and truffles with the juice of half a lemon; the turkey being roasted and set on the dish as directed in the last receipt, pour the sauce round it, and serve it to table.

TURKEY WITH SAUSAGES.

Having roasted a turkey and fried some sausages, (for which see page 61), garnish them round the turkey, and serve it to table with good strong gravy. Bread sauce in a boat.

TURKEY À LA ROYALE.

Prepare a mince of tongue, ham, mushrooms and truffles, put them into a Spanish or brown sauce (see *Sauces*); the turkey being roasted dish it up, squeeze a little lemon juice in the mince, pour it round it, and send it to table.

TURKEY WITH OYSTERS.

Take a good white turkey, truss it for boiling, with the feet turned up like a fowl, tie a few slices of fat bacon over the breast, boil it gently in braize or stock pot, take it up a few minutes before it is wanted, to drain the liquor from it; take out the skewers and packthread which trussed it, set it on a large dish, and pour plenty
of

of good oyster sauce over it, for which (see *Sauces*). Some stuffing must be put in the crop, as directed for turkeys when roasted.

TURKEY EN HARICOT VIERGE.

Cut into small squares four or five turnips, blanch them on the fire, put them to stew in some good consommé with a little sugar, salt, a small bit of butter, and a round paper over them; let them stew very gently till nearly dry, then lay them carefully on a sieve; half a dozen heads of celery must be cut, and stewed in the same manner as the turnips in a separate stew-pan. The turkey being well boiled and laid on the dish, garnish it round with the turnips and celery, and over the whole pour some béchamelle sauce (see *Sauces*).

TURKEY EN RAGOÛT.

Have a ragoût in béchamelle sauce, of mushrooms, truffles, cocks-comb, fat livers, and artichokes bottoms, lay them over and about the turkey when boiled and laid on the dish.

TURKEY TO BE SERVED COLD.

This must be dressed like a fowl forced in savory jelly (see *Jellies*), and served for supper or a cold entertainment; or it may be done without setting it in jelly, by laying it on the dish, cutting the jelly into pieces and garnishing it round.

MADE DISHES OF DUCKS.

Ducks stewed with Red Cabbage.

—— farce à l'Espagnole.

—— with a Purée of Carrots.

—— à la Breton.

Ducks aux Légumss, or with Vegetables.

—— à la Braize

—— à l'Orange.

—— en Salmis.

—— en Salmis à l'Estragon.

—— aux Truffes.

—— grillée et Champignons.

—— in a Tureen with young Peas.

DUCKS STEWED WITH RED CABBAGE.

Having singed and trussed your ducks, with pepper and salt in the inside, put them to stew very gently for one hour and a half or two hours, in some good braize that beef or cutlets have been stewed in: the while shred the cabbage very fine, wash it, and drain it on a sieve for a few minutes, put it to stew with a good bit of butter, and a little pepper and salt, in a stewpan closely covered, shaking it every three or four minutes. If it should get dry and burn at the bottom, add nearly a ladle of good consommé; when well done and tender, mix in a small glass of vinegar, lay it on the dish, and the ducks over it: cover it and serve it to table.

DUCKS FARCE À L'ESPAGNOLE.

Take three small ducks, bone them without breaking the skin, put in a farce of veal (see *Forcemeat*), place them neatly at the bottom of a stewpan, with bards of bacon laid under and over them; carrots, onions, parsley, a small bit of garlic, bayleaf, and pepper and salt, with good consommé or beef stock, just enough to cover them; let them stew for one hour and a half; take them out with a small slice, let them drain for a few minutes, dish them up and pour some good sauce à l'espagnole (see *Sauces*), with

a few mushrooms over them, and the juice of half a lemon.

DUCKS WITH A PURÉE OF CARROTS.

Scrape and cut in quarters eight or nine large carrots, boil them very tender, put them in a sieve, and when drained, stir them well on the fire with a good bit of butter; when well mashed and the butter begins to fry, put in half a ladle of consommé, when dry add as much more, then two or three spoonfuls of good plain sauce (see *Sauces*), add a little salt and a small bit of sugar, rub the whole through a tammy into a large dish; put it again in a stewpan; and before it is wanted, stir it well on the fire with a wooden spoon; if not strong enough, add a bit of glaize; pour it in the dish, and lay the ducks (stewed as for red cabbage) in the centre.

DUCKS À LA BRETON.

Slice three or four fine onions in a stewpan with a small bit of carrot, parsley, peppercorns, salt, a piece of lean ham, and a bit of butter: stir them on the fire till of a fine brown colour; add a small ladle of consommé which must gently boil till above half reduced; then put in three spoonfuls of plain sauce (see *Sauces*), and when it has boiled for five minutes, stir in two spoonfuls of vinegar, rub the whole through the tammy, and put it in a stewpan: having some haricot-beans well boiled, shake them gently in, and make the whole very hot, lay it on a warm dish and the stewed ducks on it.

DUCKS AUX LÉGUMES, OR WITH VEGETABLES.

Take carrots, turnips, and celery, cut and turn them the same as for piece of beef aux lé-

gumes (see *Beef*), and stew them in the same manner; when the ducks have stewed gently in some good braize, take out the skewers, lay them on the dish, garnish them round with the vegetables with the addition of three or four savoy cabbages stewed, and intermixed with the vegetables; pour over the whole a good brown sauce, with the juice of half a lemon squeezed in; and send it very hot to table.

DUCKS À LA BRAIZE.

Take two ducks, lard them well through the breast with slips of ham, lay them in a stewpan with a piece of beef at the bottom, slices of bacon, and upon them the ducks; cover them over with bacon and bits of beef or veal, a carrot, onion, parsley, peppercorns, salt, clove of garlic, a little allspice and a bayleaf; pour some good beef stock or braize on them, and set them to stew very gently between two fires, for nearly three hours; take them out, and lay them on the dish; for the sauce some good strong espagnole or brown sauce (see *Sauces*), with a couple of glasses of Madeira, and parsley and thyme well chopped, and put it in when the whole is boiled to a good thickness; squeeze in the juice of half a lemon, mix it well and pour it over the ducks just as they are going to table.

DUCKS À L'ORANGE.

Let a couple of ducks be half roasted, take them from the spit, cut them neatly up, and lay them in a stewpan to which put a little consommé and a glass of port wine; when they have boiled gently for ten minutes, add three spoonfuls of plain sauce (see *Sauces*). When the whole

whole has boiled again and you find the duck done, take them out, dish and garnish them with fried bread; let the sauce reduce to its usual thickness, squeeze in the juice of an orange, mix it well, and pour it very hot over the duck. Wild ducks may be done in the same way.

DUCKS EN SALMIS.

Let the ducks be half roasted as directed in the former receipt, cut them up, laying the legs, wings, and breast, in one stewpan, and the back bone in another; let the legs and wings stew gently in a little good consommé till nearly dry, put one small onion, a bit of lean ham, a few stalks of parsley, and a ladle of consommé in the stewpan with the back bone when it boils, add three spoonfuls of plain sauce (see *Sauces*), and let it boil gently, stirring it now and then, till of the usual thickness; squeeze the whole through a tammy into the stewpan with the duck; make it very hot, place the duck in the dish garnished with fried bread; stir in the sauce a leason of one yolk of an egg, and a spoonful of cream, pour it over the duck and serve it to table.

DUCKS EN SALMIS À L'ESTRAGON.

Prepare these in a salmis as directed in the last receipt, but before you serve it to table, shake in some tarragon and chervil chopped fine and blanched, and a table spoonful of tarragon vinegar; a leason the same as before.

DUCKS AUX TRUFFES, OR WITH TRUFFLES.

Take two fine ducks, singe and truss them neatly, and having some truffles stewed with chopped parsley, thyme, and mushrooms, put a few inside of the ducks; spit them with bards of

bacon over them, and roast them like a fowl with truffles (see page 135), and with the same sauce; wild ducks may be done the same.

DUCKS GRILLÉE ET CHAMPIGNONS OR WITH MUSHROOMS.

The inside being taken out of two ducks, turn the legs under the skin, and with a large knife divide them in two, by cutting them down the middle: beat them with a wooden spoon, dip them in some good clarified butter, and lay them on the gridiron over a gentle charcoal fire. The inside must lay towards the fire till nearly done, then turn them on the other side, let them be of a fine brown colour; sprinkle pepper and salt over them now and then while broiling; when done lay them on the dish, and pour mushroom sauce over them as for broiled chicken (see *Sauces*).

DUCKS WITH YOUNG PEAS.

Having a couple of ducks well roasted, neatly cut them up all but the back bone, and put in a stewpan with young peas that have been well stewed in plenty of cream sauce (see *Vegetables*); shake in a leason of two yolks of eggs with a little cream, and serve them in a tureen or a dish, with a good border of paste (see *Pastry*).

MADE DISHES OF PIGEONS.

- Pigeons farce à l'Estragon, or with Tarragon.
- à la Dauphine.
- à la Lune.
- aux Truffes, or with Truffles.
- en Compote.
- au Court-bouillon.
- en Marinade.

Pigeons en Ragoût.

----- grillées with Mushroom Sauce.

----- à l'Allemande.

----- farce à l'Hollandaise.

----- aux Quenelles à l'Espagnole.

PIGEONS FARCE À L'ESTRAGON, OR WITH
TARRAGON SAUCE.

Take five or six fine young pigeons, prepare them like a fowl for stewing with the legs turned in, put into the crop a good farce of veal (see *Veal Force meat*), draw the skin close over it, and tie bards of fat bacon on the breast; set them to stew gently in good braize, in which beef or veal has been stewed till very tender; with a small slice carefully take them out, untruss them and lay them on the dish; for the sauce, some good tarragon poured over the whole very hot.

PIGEONS À LA DAUPHINE.

Stew five or six pigeons, according to the size of the dish, as directed in the last receipt; have a ragoût of fat livers, cocks'-combs, mushrooms, and artichoke bottoms stewed, shake it gently in some good butter sauce (see *Sauces*); when very hot, but not boiling, squeeze in the juice of half an orange, and a very little lemon juice, with a leason of the yolk of one egg and a table spoonful of cream; when the pigeons are laid on the dish, pour the whole over them, and send them to table.

PIGEONS À LA LUNE.

The pigeons being well stewed and laid on a dish, garnish them with an omelette (see *Eggs*), cut in rounds with a cutter; bread cut in the shape of a half moon and fry of a fine brown colour; the pigeons being thus garnished, pour
over

over the whole a good *Italienne* sauce (see *Sauces*).

PIGEONS AUX TRUFFES, OR WITH TRUFFLES.

Having some pigeons trussed as for stewing, put a few truffles which have been stewed, with chopped mushrooms, parsley and thyme, into their inside: spit them carefully with butter paper tied round them, roast them till well done and of a fine light brown colour, then take them from the spit and carefully lay them on the dish; garnish them with truffles in sauce, and serve them to table. Partridges or pheasants may be dressed in the same way.

PIGEONS IN A COMPOTE.

Bone five or six pigeons without breaking the skin, fill them with a good farce of veal (see *Veal Forcemeat*), place them neatly at the bottom of a stewpan, then add one glass of *Madeira*, a few truffles, mushrooms, cloves, a small bit of garlic, peppercorns and salt, and nearly cover them with good *consommé*; let them stew (turning them at times) till nearly dry, place them on a dish; then have a good *béchamelle* sauce ready, into which put a few truffles and mushrooms; when the sauce is very hot, stir in a leason of the yolk of an egg and a spoonful of cream; place the pigeons properly on the dish, and garnish them round with six very small rolls fried, with the inside crumb taken out, and the sauce over the whole; or you may serve them with *sauce à l'espagnole*.

PIGEONS AU COURT-BOUILLON.

Let some pigeons be trussed and prepared with a good farce in the crop, as directed in the first

first receipt for pigeons : cut a carrot in slices, onions, parsley, one clove of garlic, peppercorns, salt, and a bay leaf ; lay them in the bottom of a stewpan, large enough to hold the pigeons, over which put thin bards of fat bacon, then the pigeons, and bacon over them ; cover the pigeons with good braize and nearly half a bottle of sherry : let the whole stew gently between two fires till very tender ; take them off and let them stand in the braize till half cold, then with a slice carefully take them out, lay them on the dish, and while very hot pour over them a good butter sauce (see *Sauces*) rather stronger than usual, with nearly the juice of a lemon squeezed into it.

PIGEONS IN A MARINADE.

Take six young pigeons, split them in two, take out the back bone ; the other two halves of each pigeon lay in a marinade, of the juice of one lemon, about four table spoonfuls of vinegar, salt, peppercorns, one clove of garlic, carrot, onion, parsley, and a bay leaf ; the pigeons must stand in this pickle for six hours at least ; then lay them on a plate, have some good lard quite hot, shake them in flour, fry them till well done and of a fine brown colour ; lay them on paper and when wanted dish them up ; the sauce must be butter sauce (see *Sauces*) made strong, and about one table spoonful of tarragon vinegar introduced ; mushrooms may go in the marinade and fry them after the pigeons.

PIGEONS EN RAGOÛT.

Having trussed and prepared some pigeons, the number according to the dish, with a farce of
veal

veal in the crops, put them to stew in good beef or veal braize till well done; then carefully place them on the dish you mean to send to table, and pour a good ragoût of mushrooms, livers, cocks'-combs, artichoke bottoms, and balls of forcemeat round and over them. The ragoût must be mixed with béchamelle sauce (see *Sauces*).

PIGEONS GRILLÉES WITH MUSHROOMS.

If for a large dish cut six pigeons as directed for a marinade (see page 155), have some clarified butter ready into which dip the pigeons, set them to broil over a gentle charcoal fire with the bone side downwards, which must remain till near done; then turn them on the other, that it may also take a fine brown colour; lay them on the dish, and pour over them a good mushroom sauce (see *Sauces*).

PIGEONS À L'ALLEMANDE.

Make a paste with about two ounces of flour, a very small bit of butter, salt, and the yolks of three eggs, work it well up till very smooth and stiff, roll it out as thin as a wafer; this done double it four or five times over and with a sharp knife shred it as fine as possible, so that it may appear like vermicelli; boil it quick for five minutes in plenty of water, with a little salt, when done drain it on a sieve, and put it to stew with a small bit of butter in a stewpan; when the butter begins to fry put in two or three spoonfuls of consommé, and let it stew again till nearly dry; grate in a little nutmeg, and put in two or three spoonfuls of béchamelle sauce; lay your paste on the dish and the pigeons over it (being stewed

as directed in the first receipt), and béchamelle sauce over the whole, sending it hot to table.

PIGEONS FARCE À L'HOLLANDAISE.

Put a farce of veal in the crops of four pigeons, and stew them in good braize; when done, lay them on the dish; then having some butter sauce ready, pick some parsley very fine by taking each small leaf separately, blanch it for a few minutes, then drain it on a sieve and mix it into your sauce; make it very hot, but not boiling, squeeze in the juice of half a lemon, and pour it over the pigeons.

PIGEONS AUX QUENELLES À L'ESPAGNOLE.

Prepare a veal forcemeat, and, having six pigeons trussed for stewing, put some of it in the crops, and then stew your pigeons gently between two fires in good braize; the remainder of the forcemeat make into long round rolls, boil them for a few minutes in beef stock or mutton broth, and put them to stew gently in good consommé; when stewed till nearly dry, and the pigeons likewise well done, place them on the dish, garnish the forcemeat round them, and pour sauce à l'espagnole (or brown sauce) over the whole, with the juice of half a lemon mixed in.

MADE DISHES OF PHEASANTS.

Pheasant with Truffles.
 ——— with Celery.
 ——— farce à l'Espagnole.
 ——— à l'Italienne.

Pheasant en Filets.
 ——— à l'Allemande.
 ——— à la Turque.
 ——— en Gratin.

These are a few only of the principal receipts for dressing this beautiful bird; it may be done in almost every manner a fowl is, besides en petits

tits pâtés (see *Pies*), croquettes (see page 143), in an aspic jelly, or Italian salad.

PHEASANT WITH TRUFFLES.

Take one fine large pheasant (two if for a large dish), and prepare it as a fowl for boiling, with bards of bacon on the breast; put four or five good truffles in the inside, and some chopped with parsley and thyme; roast it till well done, and of a fine brown colour, then dish it up and garnish it with a good brown sauce with truffles and mushrooms in, as in page 154.

PHEASANT WITH CELERY.

Let a pheasant be prepared as a fowl for boiling, then stew it in any kind of good braize you may have till well done; having six fine heads of celery, cut in rounds about the size of a shilling, blanch them for a few minutes, drain them on a sieve, and put them to stew in good consommé till nearly dry; have some good brown sauce ready, with a bit of butter mixed in it, put the celery to it, with a squeeze of lemon juice, stir it gently and pour the whole over the pheasant, sending it hot to table.

PHEASANT FARCE À L'ESPAGNOLE.

Make a veal forcemeat (see *Forcemeats*), part of which put into the crop of the pheasant (it being prepared for stewing), and the remainder make in long rolls; blanch and stew them as directed for pigeons, with the same sauce (see page 157).

PHEASANT À L'ITALIENNE.

Having a couple of small pheasants (or one large one), well stewed with a farce in the crops, place

place them carefully on the dish, pour an Italiane sauce over the whole and send them to table.

PHEASANT IN FILLETS.

Cut out the fillets of the breast, as of a fowl, lay them on the table, and with a large sharp knife cut them in three thin slices, which carefully lay in some good clarified butter. When the whole is done sprinkle a little salt over them; do them over a quick fire for a minute only (turning them on each side), but be careful that they are not brown; drain them from the butter, neatly dish them up in the form of a star, and put over them some good butter sauce, very hot, with half of a lemon squeezed in it.

FILLETS OF PHEASANTS À L'ALLEMANDE.

Make a paste, and prepare it as for chickens à l'allemande (see page 131); when well done lay it in the middle of the dish, then place your pheasant (it being in fillets, and done as in the last receipt) neatly round it, pour some good béchamelle sauce made very hot over it, and serve them to table. A whole pheasant may be done in the same manner as chickens à l'allemande.

PHEASANTS À LA TURQUE.

Take two fine young pheasants, prepare them as chickens for stewing, with bards of fat bacon laid over the breasts, then put them to stew very gently in good braize till done; the while, having some rice well stewed in some good consommé, with a small quantity of the fat, a little salt, and a bit of lean ham; when well stewed, so that no liquid remains, lay it neatly in the dish
and

and the pheasants on the top, and, when wanted, pour over the whole a good béchamelle sauce.

GRATIN OF PHEASANT.

Mince the breast of a pheasant that has been well roasted very fine, put it in some béchamelle sauce, and mix it well up, with a little lemon juice squeezed in; then pour it in the dish, shake a few bread crumbs over it, sprinkle it with clarified butter, and crumbs of bread again; just before it is wanted colour it with the salamander.

MADE DISHES OF PARTRIDGES.

Partridges with Truffles.	Fillets of Partridge grillée.
----- with Red Cabbage.	----- sauté à l'Ita-
----- à la Lune.	lienne.
----- à l'Italienne.	----- en Attelets.
----- en Salmis, or Hash.	Blanquette of Partridge with
----- grillée with Mush-	Truffles.
rooms.	----- with
----- farce à l'Estragon, or	young Peas.
with Tarragon.	Croquettes of Partridges.

PARTRIDGES WITH TRUFFLES.

Prepare three or four partridges, with truffles inside, the same as directed for a pheasant, but instead of roasting stew them in good braize; then having a few truffles well prepared and mixed in good brown sauce, squeeze in a lemon, and when very hot pour the whole over the partridges.

PARTRIDGES WITH RED CABBAGE.

Cut in fine shreds two red cabbages, which wash well, and put to stew with a good bit of butter and a little pepper and salt; if they begin to stick to the bottom of the stewpan, put a small ladle of consommé, which add every time they appear dry till done; then mix in two table
spoonfuls

spoonfuls of vinegar and lay them neatly on the dish, with three partridges well stewed laid on the top.

PARTRIDGES À LA LUNE.

These are to be done the same as directed for pigeons (see page 153).

PARTRIDGES À L'ITALIENNE.

Let three partridges be well stewed, with a farce in their crops (or they may be boned, and plenty of good farce put in the inside), lay them on the dish, and with a spoon garnish them with an Italiane sauce.

PARTRIDGES IN A SALMIS, OR HASH.

Having a brace of partridges well roasted, cut off the wings, legs, and breast very neatly; put them into a stewpan, and the back bone into another, with a bit of lean ham, one small onion, two or three stalks of parsley, a few peppercorns, one clove of garlic, one glass of sherry, a ladle of good consommé, and as much plain sauce; the whole must boil over a gentle fire to the thickness of sauce in general; this done, squeeze it through a tammy to the legs and wings in the other stewpan; put it to the fire to be very hot, then squeeze in the juice of half a lemon, a leason of the yolk of one egg, and a table-spoonful of cream; shake the whole well together, lay the partridges neatly on the dish, and serve it to table.

PARTRIDGES GRILLÉES WITH MUSHROOMS.

Take three or four partridges, according to the size of the dish; prepare them, split them down the middle, broil them as directed for chickens (see page 132), and likewise a good
mushroom

mushroom sauce, with the addition of a little parsley and lemon thyme, and a few chopped truffles ; pour this over them very hot just before they are sent to table.

PARTRIDGES FORCED WITH TARRAGON.

Make a veal farce (see *Forcemeats*), put it in the crops of four partridges that are neatly trussed for stewing ; stew them very gently, and well covered, till very tender, then after draining the liquor from them, lay them on the dish, and pour over them a good tarragon sauce (see *Sauces*) ; but instead of chopping tarragon and chervil, as directed in the sauces, take some good strong tarragon, cut it in a diamond shape, blanch it and put it in the sauce.

FILLETS OF PARTRIDGES GRILLÉES.

Cut out the fillet and merry-thought bone of three fine partridges, a part of which remains in the thick end, take it out, cut the under thin skin very neatly off, and place the bone in the thin end, so that it may be like a cutlet ; toss them up in an egg, beaten up with pepper and salt, then bread crumbs, and lay them on paper ; dip them in clarified butter, and bread crumb them again ; broil them over a moderate charcoal fire till of a fine light brown colour, then place them neatly round the dish, and pour some good butter sauce in the middle, with a bit of glaze mixed in, one squeeze of lemon juice, and a little pepper and salt.

FILLETS OF PARTRIDGES SAUTÉ À L'ITALIENNE.

The fillets of three partridges (or more if required) must be taken as directed in the last receipt, and with a sharp knife (after having laid your fillets flat on the table) take out the inner
fillet

fillet, which beat flat with a knife; lay it in clarified butter, which should be ready in a cutlet pan; the other fillets must be cut in two flat slices, and laid in butter like the inner fillets; sprinkle a little salt over them, and shake them over a quick fire for one minute only, taking great care that they do not brown; drain off the butter, then dish them neatly in the form of a star, and pour over them a good Italienne sauce, as directed in the sauces.

FILLETS OF PARTRIDGES EN ATTELETS.

Take off the fillets, as before directed, and cut them the same; have a marinade ready of half vinegar and water in a basin, with a bit of carrot, onion, parsley, peppercorns, salt, one clove of garlic and a bay leaf; then put the fillets into it, with a few chicken livers and a dozen small round mushrooms; these must lay in the marinade, or pickle, eight hours before dinner, then have plenty of good lard very hot over a sharp fire; fry the partridges first, the livers, and then the mushrooms, laying them on a sheet of paper as they are fried; place them neatly on the dish, and for the sauce reduce two table spoonfuls of tarragon vinegar to one, add about three spoonfuls of butter sauce, a small bit of glaze, and the juice of half a lemon; when very hot put it neatly in between the fillets, but not over them.

A BLANQUETTE OF PARTRIDGE WITH TRUFFLES.

Fillet three partridges, as before directed; have some clarified butter in a cutlet pan, cut the partridges in small round collops, and lay them in the butter. When all is done, sprinkle
L
a little

a little salt over them, and stir them with a spoon over a quick fire for one minute; when done drain off the butter, and stir them gently in some good béchamelle sauce. The while have five or six good truffles cut into very neat thin rounds, put them in a small stewpan to stew gently over the fire with a bit of butter; when the butter begins to fry add two table-spoonfuls of consommé, and when that is nearly reduced take the truffles and mix them gently in the sauce with the partridge; make the whole very hot, mix in a leason of the yolk of an egg and a spoonful of cream, then serve it to table.

A BLANQUETTE OF PARTRIDGE WITH YOUNG PEAS.

Let the partridges be cut and prepared as directed in the preceding receipt, in béchamelle sauce; have half a pint of young peas blanched, put them to stew with a bit of butter, a little sugar and salt, a small green onion, tied up with two or three stalks of parsley; they must stew gently till very tender, shaking them now and then, and adding a spoonful of consommé to prevent them from burning. When stewed toss them gently in the sauce with the partridge, making the whole very hot, and shaking it up with a leason as in the last receipt; when all is well mixed put it into the dish.

You may add mushrooms by arranging them as truffles and celery, or asparagus peas, by treating them the same as young peas.

CROQUETTES OF PARTRIDGES.

Shred and chop very fine the meat of the breasts of two partridges, carefully taking out all the skin and sinews; have ready two wooden
spoonfuls

spoonfuls of good béchamelle sauce, which must boil gently, stirring it all the time till it acquires a double thickness. Then proceed as for croquettes of chickens (see *Chickens*).

MADE DISHES OF RABBITS.

Rabbits boiled with white Onion Sauce.	Rabbits à l'Italienne.
— — — roasted with brown Onion Sauce.	Fillets of Rabbits en Attelets. ————— à la Maré- chale.
— — — in a Fricassée.	Blanquette of Rabbits.

It will be useless to fill this work with repetitions of receipts, therefore I have given but a few of the principal methods of dressing rabbits; they may be dressed nearly in the manner as fowls; they also make good pies, petits pâtés, croquettes, rissoles, &c. all of which are found in different parts of this book.

RABBITS BOILED WITH ONION SAUCE.

Take a couple of rabbits, boil them gently till done, with a little salt in the water; the while peal and cut in two half a dozen onions, which boil very tender, drain them on a sieve, and chop them; put them in a stewpan with a bit of butter; when it begins to fry add half a ladle of consommé, when it has reduced put in three spoonfuls of plain sauce (see *Sauces*), and stir in half a pint of cream, put in a little pepper and salt, make it very hot; your rabbits being laid on the dish with the heads cut off, split in two, and laid round them, pour the whole of the sauce over them. If you wish the onion sauce to be particularly fine, see *White Onion Sauce*, in the *Sauces*.

RABBITS ROASTED WITH BROWN ONION SAUCE.

Two rabbits being well roasted, with plenty of stuffing in the inside, peal and cut in slices a dozen onions, put them in a stewpan with a

good bit of butter, peppercorns, and salt; stir it well on the fire with a wooden spoon till the onions are of a fine brown colour, then put in a good ladleful of espagnole, which when reduced, put in three small spoonfuls of plain sauce (see *Sauces*), and when it boils rub the whole through the tammy; the rabbits being laid on the dish, with the heads placed round, make the sauce very hot, squeeze in half a lemon, and pour it round the rabbits.

RABBITS IN A FRICASSÉE.

Cut a couple of fine white rabbits in pieces, by cutting off the legs, shoulders, and back; put them in boiling water to blanch, and skim them for one minute; have a few trimmings of mushrooms, stir them in a stewpan on the fire, with a bit of butter, till it begins to fry, then stir in a spoonful of flour; mix into the flour a little at a time nearly a quart of good consommé, which set on the fire, and when it boils put the rabbits in, and let them boil gently till done, then put them into another stewpan, and reduce the sauce till nearly as thick as paste; mix in about half a pint of good boiling cream, and when it becomes the thickness of béchamelle sauce in general, squeeze it through the tammy to the rabbits; make it very hot, shake in a few mushrooms, the yolk of an egg, and a little cream, then serve it to table.

FRICASSÉE OF RABBITS À L'ITALIENNE.

Proceed as directed in the last receipt, but before you serve it shake in some parsley, lemon thyme, and mushrooms chopped, and squeeze in the juice of nearly half a lemon.

FILLETS OF RABBITS EN ATTELETS.

Take the fillets of three rabbits, lay them on the table, and with a sharp knife cut each of them in two long slices, putting them in a marinade half vinegar and half water, carrots, onions, parsley, peppercorns, salt, clove of garlick, and a bay leaf, with five or six fat livers of chickens, and mushrooms; when they have stood about eight hours in this pickle, some good lard being made very hot, fry them a fine brown colour, laying them as they are done on a sheet of paper; lay them neatly on the dish, garnishing them with the livers and mushrooms; and for the sauce reduce a very little tarragon vinegar, to which put three small spoonfuls of butter sauce (see *Sauces*); when it is very hot stir in about a table-spoonful more of tarragon vinegar, and pour it carefully between the fillets, but not over them.

FILLETS OF RABBITS À LA MARÉCHALLE.

Take the fillets of three rabbits, as in the last receipt, but do not cut them; trim them neatly, leave them whole, and toss them in an egg beaten up with pepper and salt. Wash the inner fillets in warm water, into which (after the skin is taken off) roll the kidney; there will be six small fillets, each of which must be rolled with a kidney; place them on a skewer and toss them in the egg with the other fillets, then with a fork take them out of the egg and roll them in bread-crumbs, laying them on paper as you do them; after doing the whole in bread, dip them in clarified butter and crumbs of bread again; then lay a layer of ashes on the top of the stove, and

some red hot charcoal over that; and over that fire broil your fillets till of a fine light brown, then lay them on the dish, with the kidneys cross-ways on the top. For the sauce, three spoonfuls of butter sauce with a bit of glaze mixed in it to make it strong, a little pepper and salt, and nearly the juice of half a lemon; make it very hot and pour it between the fillets.

A BLANQUETTE OF RABBIT.

Take off the fillets of three rabbits, cut them in small thin round collops, laying them in a cutlet pan with clarified butter as you do them; and when the whole is done sprinkle over them a little salt, and stir them over a quick fire for one minute, taking care that they are particularly white; then set the pan aside to drain off the butter, trim them neatly, and put them in a stewpan with béchamelle sauce; make it very hot, and mix in a leason of the yolk of one egg and a spoonful of cream, or you may mix it with butter sauce, then squeeze in a little lemon juice; but when you send it with béchamelle sauce, if you like, you may sometimes put in a few small stewed mushrooms, sometimes truffles cut in slices, stewed and put in; at other times stewed peas or celery; in short, several things may be introduced by way of change.

I shall now proceed with a few of the different ways in which a hare may be dressed, though the dishes of this animal are not near so numerous as those of rabbits, partridges, or chickens; but still those it produces have a fine relish if properly managed.

MADE

MADE DISHES OF HARES.

Hare au Chevreuil, or as Roebuck.

— en Salmis, or Hash.

— in a Ragoût.

— Civet.

Fillets of Hare aux Truffes, or with Truffles.

— grillée aux Concombres.

Gâteau de Levraut, or Hare Cake.

HARE LARDED AU CHEVREUIL.

Take a fine hare that has been kept five or six days; it being skinned, cut off the head and shoulders, beat it flat with the beater, and neatly cut the thin skin off the fillets of the back, and likewise off the most prominent part of the rump; then very neatly, lard those parts with small slips of fat bacon, set it in a marinade of half vinegar and water, carrots, onions, parsley, bay leaf, garlick, peppercorns and salt, in which it must remain for two days; take it from the liquor, and with large iron skewers fix it on the spit; when done, and after basting it well, lay it on a dish and set it in the oven, glazing the larded parts every three or four minutes, then place it on the dish, and for the sauce reduce two spoonfuls of tarragon vinegar, to which add five or six spoonfuls of plain sauce; when it boils mix in a little glaze, a good bit of butter, and the juice of half a lemon; pour it round the hare, and send it to table.

HARE EN SALAMIS, OR IN A HASH.

This in general is made with a hare well roasted, and when cold chop it into small pieces; cut a large onion into small squares, fry them a fine brown in a good bit of butter and one bay leaf, then shake in two table-spoonfuls of flour, mixed

mixed well with the butter ; stir in about a quart or more of good gravy or beef stock by degrees, set it on the fire, stirring it till it boils, then put in the hare ; let it simmer gently by the side of the fire for one hour, put in half a pint of port wine, letting it simmer gently for half an hour longer ; squeeze in the juice of a lemon, a very little cayenne pepper, lay it in the dish, garnishing it with fried or toasted bread. The hare hash may be made by cutting the meat neatly from the bones and shredding it fine, with the same kind of sauce, laying the head, split in two, on the top of the hash or mince.

HARE IN A RAGOÛT.

Take a hare that has been killed five or six days, skin it, take out all the bones except of the head, which you must leave on ; lay the hare on the table, sprinkle it over with pepper and salt, and spread it with some good veal forcemeat ; two or three truffles will improve it ; then roll it up close to the head, tying it up with packthread, put it to stew in some clear braize, and when it is reduced to half the quantity, and the hare is rather tender, put in a pint of port wine ; when well done take it out, put to the liquor the hare was in four or five spoonfuls of plain sauce, which must reduce gently till of the thickness of sauce in general ; then put in a few truffles, mushrooms, morells, cocks'-combs, fat livers, rolls of forcemeat, and a few stewed artichoke bottoms, squeeze in half a lemon, and pour the remainder round and over the hare.

HARE CIVET.

Take off the legs and shoulders whole, cut the
back

back into pieces, lard them with thick slips of bacon and ham; when the whole is larded blanch it for one minute in boiling water; let it simmer gently over the fire in beef stock enough to cover it, a pint of Madeira, a bunch of fine herbs, and a bay leaf; let it simmer very gently till the hare is done, then take it out, lay it on the dish, put into the liquor three or four spoonfuls of plain sauce (see *Sauces*), reduce it to a good thickness, squeeze it through a tammy into another stewpan; the liver being fried and minced very fine, put it in with a little grated nutmeg and some lemon juice; make it very hot, and pour it over the hare.

FILLETS OF HARES AUX TRUFFES, OR WITH TRUFFLES.

Cut out the fillets of one or two hares, according to the size of your dish, let the thin skin be neatly cut off, then with a small larding pin pick it all over with small slips of truffles; put them to stew gently in some good stock, with about a gill or more of port wine. When the hare is well done, and what it was stewed in nearly reduced, add two or three spoonfuls of plain sauce, which boil to the usual thickness, then squeeze it through a tammy into a stewpan to some truffles which have been stewed; lay the fillets on the dish, set the sauce on to boil once more, then squeeze in a little lemon juice, and pour the whole over the fillets; a few mushrooms may be added.

FILLETS OF HARE GRILLÉES AUX CONCOMBRES, OR WITH CUCUMBERS.

Chuse a brace of fine cucumbers, cut them
L 5 into

into pieces about the size of a shilling, taking out all the seeds, trim them round, put them into a stewpan with plenty of good clarified butter, fry them till of a fine brown colour, and turn them on a sieve to drain; have a pint of good strong consommé in a stewpan on the fire, to which add nearly a pint of plain sauce, and when it boils put in the cucumbers, with a small bit of sugar and salt; let them simmer gently by the fire till reduced to one-half, and if not strong enough mix in a small bit of glaze. The hare being prepared as directed for rabbits à la maréchalle (see page 167), lay the cucumbers in the dish and the hare over them. If the fillets should be too long for the dish, before tossing them in the egg cut them in two by sloping your knife in the centre. Rabbits may be dressed in the same manner.

GÂTEAU DE LEVRAUT, OR HARE CAKE.

Cut the fillets of two hares, likewise the inner fillets and the piece of thick flesh of the inside the thigh; take the thin skin off the meat, shred it very fine, chop it, spread it on a clean table, grate in half a nutmeg, a very little pounded spice, three or four truffles cut in squares, a little pepper and salt, some fine herbs chopped and stewed, and four whole eggs and two yolks beat up and mixed well into the other ingredients; pour in about half a pound of butter, which must be gently melted by the side of a slow fire, and mix it up with the meat, &c. Have a stewpan well lined with thin slices of fat bacon, into which put the preparation for the cake, and bake it in a slow oven for one hour
and

and a half; take it out and let it stand in the stewpan till cold, and when so, dip it in hot water and turn it out on a dish; cut it in thin slices, and place it neatly round the dish, garnished with savoury jelly. This may serve for a second course entrée, a supper dish, or for a cold collation.

MADE DISHES OF WOODCOCKS AND SNIPES.

Woodcocks en Salmis.	Woodcocks en Croquettes.
———— Salmis au Bernadin.	———— en Vol au Vent.
[From the Almanach des	———— and Snipes roasted.
Gourmands.]	Snipes with Truffles.
———— en Salmigondis.	———— à l'Espagnole.

WOODCOCKS IN A SALMIS.

Take two or three woodcocks roasted the day before, cut off the legs, breast, and wings, skin them and put them in a stewpan; the back-bone put in another pan, to which add a ladle of good consommé, three stalks of parsley, a small onion, a few white peppercorns, and a bit of lean ham. When the whole has boiled about five minutes, put in three large spoonfuls of plain sauce (see *Sauces*) and a small glass of port wine, let it boil gently (stirring it at times) till it takes the usual thickness of sauce; then squeeze it through a tammy to the woodcock, set it to the fire for two minutes to make in hot, shake in a leason of the yolk of one egg and a little cream; take it out of the sauce and place it on the dish, garnishing it with fried bread; the heads of the woodcocks set in the centre, with the beaks pointing up, squeeze a little lemon juice in the sauce and pour it over the whole.

SALMIS AU BERNADIN.

[The following salmis is from the Almanach des Gourmands, and though it cannot be ranked equal to the above salmis, still it may suit the palate of some.]

Take three woodcocks or four snipes, roast them, but not too much, divide them properly, then cut the wings, the legs, the breast and the rump in two, and place them apart. In the dish in which this dissection has been made, and which ought to be of silver, crush the livers and trails of the birds, squeeze the juice of four lemons, and put the peeling of one cut very thin; the pieces that had been cut off and set apart are then well seasoned with salt and spices, or if preferred, sifted pepper or nutmeg, two spoonfuls of the best mustard, and half a glass of white wine; then put the salmis on a chaffing dish over spirits of wine, stirring it well that every part may partake of the seasoning: take great care that the ragoût does not boil, but as soon as it attains that degree of heat, sprinkle it with some of the very best oil, lessen the fire, and continue to stir it during some minutes; then serve it up as quickly as possible, for it ought to be eaten very hot. Although this dish has always been made with black game, it certainly would be very excellent if made of turkey poults.

WOODCOCKS IN A SALMIGONDIS.

For this the woodcocks must be prepared as the first salmis, but before the birds are put on the dish, have some parsley, lemon, thyme, truffles, and mushrooms chopped, stewed, and put in; garnish them with fried bread, cross them over with anchovies well washed and cut in long shreds, and
when

the sauce is very hot, with all the herbs in, put it to the woodcocks, and send it to table.

CROQUETTES OF WOODCOCKS.

After the same manner as Partridges.—(See page 164).

WOODCOCKS IN A VOL AU VENT.

Put the legs, wings, and breast of three woodcocks neatly trimmed into a stewpan, to which add béchamelle sauce enough to cover them, with a few mushrooms; make it very hot, add the yolk of an egg and a little cream well mixed, then put it into the vol au vent, which is made of puff paste (as see *Pastes*); or they may be done by putting to them a strong brown or Spanish sauce, with a few mushrooms and truffles introduced; squeeze in a little lemon juice before you put it out.

WOODCOCKS AND SNIPES ROASTED.

When the woodcocks or snipes have been well picked, singe them over a charcoal fire, truss them by pressing the legs close to the side and piercing the beak through them; tie a slice of fat bacon over each bird, run a long iron skewer through the sides, and tie them to the spit; the while cut three or four slices of bread, according to the number of the birds, fry them in good butter of a fine brown colour; put the birds down to roast, and place the bread in a dish under them to receive the inside, which will drop when they have hung a few minutes: just before they are roasted enough cut off the bacon that they may take colour, set them on the dish with the bread under them, plenty of good gravy, and send them to table.

SNIPES WITH TRUFFLES.

If you wish to have a good dish, eight snipes must be trussed with their beaks run through them, and bread under them as for woodcocks while they are roasting. Have a few fine truffles well stewed in good brown sauce, and when the snipes are done lay them on the toast in the dish, putting one or two truffles into each snipe, and the remainder of the sauce over them.—Woodcocks may be done in the same manner.

SNIPES À L'ESPAGNOLE.

For this dish the snipes must be split in halves, leaving the entrails, which side turn down on a square piece of bread; when they are prepared lay them on a baking dish, put them in the oven till well done, and the bread of a brown colour, remembering at times to baste them with a bit of butter; when properly done place them on the dish, garnish them with a mushroom sauce as for chickens.—(See *Entrées of Chickens*).

SAUCES À LA FRANÇOISE ET À L'ANGLAISE, OR FRENCH AND ENGLISH SAUCES.

Sauce Tournée, or Plain Sauce.	Sauce à la Vénitienne.
—— à l'Espagnole, or Spanish Sauce.	—— à la Maître d'Hôtel, or House Steward's Sauce.
Butter Sauce.	Sauce à l'Hollandaise, or Dutch Sauce.
Béchamelle Sauce.	—— another Dutch Sauce.
Cream Sauce.	—— à la Bretonne.
Mushroom Sauce à l'Espagnole.	Egg Sauce.
White Mushroom Sauce.	Celery Sauce.
Italian Sauce.	Onion Sauce, white.
Sauce à la Reine.	——, brown.

Sorrel Sauce.	Venison Sauce.
Sauce Robert, or Carriers Sauce.	To clarify Butter.
Swan Sauce.	Gravy for roast Meat and plain Hashes.
Caper Sauce.	Italian Sauce for Salads.
Sauce for roasted Rabbits.	Sauce for Sturgeon.
Bread Sauce.	Oyster Sauce.
Tomatus Sauce.	Lobster Sauce.
Mint Sauce.	Shrimp Sauce.
Apple Sauce.	Anchovy Sauce.
Tarragon Sauce.	Sauce for baked Pike.
Truffle Sauce.	To make Ketchup.
Cucumber Sauce.	Remoulade Sauce.
Larks dressed and garnished.	

Preliminary Hints and Observations.

HAVING given a caution (at the beginning of this Work) respecting the proper management of your consommé, stock and soups, I proceed with the sauces, which should be the next great study, of those who wish to give a good dinner. Sauces by one simple mistake may be made very disagreeable and unpleasant to the taste, and condemn a person as a bad cook sooner than any thing in that line. A certain time should be allotted for the management and mixing of different sauces; and during that time give your whole attention to the sauces, carefully stirring, or causing to be stirred, those that require it: take care that the butter sauce never boils, or any sauce in which egg is introduced, or they will be totally spoiled. If you should have no one to attend to those things, set your stewpans into other pans with a little boiling water in the bottom close to the stove, then mind and stir them at times, but there is no fear of their boiling. Always prefer the thickest stewpans for sauces; and those that require boiling stir with a wooden spoon, but when serving the dinner use either iron or silver.

I shall

I shall begin with sauce tournée, or plain sauce, which being the great and principal key to all other sauces, must be attended to with care and caution; it shall be so explained that the most unenlightened person may understand, if he wish to attain perfection in the proper taste and management of sauces.

SAUCE TOURNÉE, OR PLAIN SAUCE.

Chuse a thick stewpan, the size according to your dinner, cut three or four square pieces of lean ham, put them into it with a good bit of butter, and a few small white mushrooms, stir them with a wooden spoon over a moderate fire till the butter begins to fry and look clear; take the mushrooms from the butter, put them into a small stewpan by themselves; mix in some flour with the butter to make it half the thickness of paste, and rub it well with the spoon till it looks smooth, then having some good consommé ready passed through a double sieve and free from fat, stir in with your flour about three table-spoonfuls at first, when that is well mixed a little more, and stir it again, so keep adding till your stewpan is nearly full, set it over the fire, continually stirring it till it boils; if too thick, add a ladle or two more consommé, so that it may not be much more than as thick again as the consommé itself, let it boil gradually over a moderate fire, stirring it nearly the whole time to prevent it from burning or sticking to the bottom of the stewpan; when it is reduced to a smooth fine thickness of butter in general, have your tammy* well

* A yard of fine serge used for that purpose.

well washed and squeezed very dry, place it over a large basin, pour the sauce into it, and, with the assistance of another person, squeeze it carefully into the basin. This being the principal sauce, it then is ready for the mixing of others, let it be well boiled, or it will taste floury.

SAUCE À L'ESPAGNOLE, OR SPANISH SAUCE.

This sauce is made as the last, except the consommé mixed with it, must be made in a stewpan or pot by itself, with more ham, and a few peppercorns, letting it stew till the meat is brown at the bottom, and then fill it up; being of a fine brown colour it is called espagnole, used for all dishes that require brown sauce, with the addition of lemon juice, or whatever is directed in the receipt requiring this sauce.

BUTTER SAUCE.

Sauce tournée, or plain sauce, being well boiled and reduced to its proper degree of thickness, put nearly half a pound of good fresh butter in a stewpan, and about a quart of sauce, stirring it till the butter is well mixed; it then is ready for the different sauces it is used for, which you will see in some of the following receipts.

BÉCHAMELLE SAUCE.

The sauce in the first receipt being reduced as before mentioned, leave about a pint or more in the stewpan, according to what you want it for, which must reduce over a gentle fire, stirring it the whole time till it becomes nearly the thickness of paste, then mix in a pint of good boiling cream, and if you think it not strong enough, add a small bit of consommé glaze; when boiled to
the

the usual thicknéss of sauce, squeeze it through a tammy into a stewpan; it will then be ready for the several things it is wanted for.

CREAM SAUCE.

Cut a dozen fine white mushrooms into a stewpan, with two or three stalks of parsley, a bit of butter, and a little salt; stir them over a moderate fire, and when the butter begins to fry and look clear, mix in a little flour, but be careful not to make it too thick: proceed with it as directed in the first receipt for sauces, by adding some good consommé, and letting it reduce to the thickness of béchamelle sauce, then add cream and pass it through a tammy

MUSHROOM SAUCE À L'ESPAGNOLE.

Put in a stewpan two ladles of brown consommé (commonly called espagnole), and the same quantity of sauce tournée, with some mushrooms; let it reduce over a moderate fire to the thickness of the sauce you put in, then stir in a bit of butter, the juice of half a lemon, and a very little cayenne pepper if you think proper.

WHITE MUSHROOM SAUCE.

For this sauce have some cream sauce rather thinner than usual, to which put a few small white mushrooms; when reduced to a proper thickness it is ready for use.

ITALIAN SAUCE.

Chop some parsley, lemon, thyme and mushrooms very fine, which stew in a small stewpan, with a bit of butter and one clove of garlic; when the butter begins to fry add two or three spoonfuls of good consommé, and let them stew till thick, then take out the garlic and mix in some
butter

butter sauce; make it hot, and before you use it, squeeze in a little lemon juice.

SAUCE À LA REINE.

Make some béchamelle sauce very hot, stir in a leason of the yolks of two eggs, with a little cream, the minute before you serve it. The breast of a chicken may be pounded and passed through the tammy to the sauce.

SAUCE À LA VÉNITIENNE, OR VENETIAN SAUCE.

Having some parsley chopped very fine and blanched, when well drained on a sieve mix it in some butter sauce, a small squeeze of lemon, and a leason of the yellow of one egg; when hot (but it must not boil) it is ready.

SAUCE À LA MAÎTRE D'HÔTEL, OR HOUSE-
STEWARD'S SAUCE.

Some parsley being well chopped and blanched, put it into a small stewpan with butter sauce as directed in the last receipt, and stir in the juice of nearly half a lemon; if it should not be strong enough, mix in a small bit of glaze.

SAUCE À LA HOLLANDAISE, OR DUTCH SAUCE.

Take a bunch of parsley, pick it very fine by taking every leaf separately, blanch it for a quarter of an hour, drain it on a sieve, and put it in butter sauce, make it very hot, and squeeze in the juice of half a lemon: this is in general for boiled fowls or rabbits.

ANOTHER DUTCH SAUCE.

Put the yolks of six eggs in a stewpan, beat them up well with a small spoon, put in about three ounces of good butter, three table-spoonfuls of elder vinegar, and the same quantity

of water, with a little salt, stir them with a wooden spoon over a moderate fire; when it begins to boil rub it through a tammy, and if it appears too thick add a little more water; take care that it is very hot when you serve it. This is most proper for fish.

SAUCE À LA BRETONNE.

Slice two onions, a small bit of carrot, parsley, a few peppercorns, one clove of garlic, a bay leaf, and a bit of lean ham; put these in a stewpan with nearly a quarter of a pound of butter and a little salt; stir the whole on the fire till they begin to fry and look rather brown, then put in a ladleful of consommé, and the same of plain sauce, stir it and let it boil gently till tolerably thick, put in a glass of vinegar, and rub the whole through the tammy. This sauce is mostly sent with harricot beans to garnish stewed mutton or beef.

EGG SAUCE.

Boil three eggs hard, cut them in small squares and mix them in good butter sauce, make it very hot, and squeeze in some lemon juice before you serve it.

CELERY SAUCE.

Cut a dozen heads of fine celery about the size of a shilling, blanch them and put them to stew in a small stewpan with consommé enough to cover them, a small bit of butter, a little sugar and salt, and lay a round paper over the whole; let them stew gently till nearly day, then shake them up in béchamelle sauce.

WHITE ONION SAUCE.

Take half a dozen large firm onions, peel them, cut them in half in a basin of water, have ready
on

On the fire some boiling water in a large stewpan, into which put your onions with a spoonful of salt; when they are half boiled drain them on a sieve, and put them into another stewpan of boiling water till very tender; set them again into a sieve, and when the water has run from them put them in a stewpan with a bit of butter, stirring them on the fire till the butter is well mixed, then stir in a ladle of good consommé; when it has boiled a few minutes, put in two spoonfuls of plain sauce, and continue stirring it till it has well boiled; then rub the whole through a tammy, the mean while adding half a pint of good boiled cream; put in a little salt, and when made very hot it is ready for use.

BROWN ONION SAUCE.

Slice five or six onions in a stewpan with a few peppercorns, a little salt, and a bit of butter, continue stirring these till they are of a fine light brown colour; then put in a ladle of espagnole, and when that has reduced, add half as much plain sauce; when it boils, rub the whole through a tammy, put it in a stewpan, and when hot ready to serve, squeeze in the juice of half a lemon.

SORREL SAUCE.

Pick and well wash two double handfuls of young sorrel, and when well drained from water, put it in a stewpan well covered, with a bit of butter, to stew very gently over a slow fire; when done put it on a sieve to drain for three minutes, then with a wooden spoon rub it through a tammy into a dish; put it in a stewpan with a bit of butter, stirring it on the fire till

M 2

well

well mixed; three spoonfuls of good consommé may be added, and when it has boiled for a few minutes, put in half as much cream sauce as there is sorrel, and a little salt if required; this is proper for a fricandeau of veal or entrées of fish.

SAUCE ROBERT, OR CARRIERS SAUCE.

Slice three or four onions in a stewpan with a few peppercorns, salt, a small bit of lean ham, and some butter; stir these on the fire till the onions are well browned, add a little consommé and a table spoonful of plain sauce; when the whole has well boiled together, rub it through a tammy, stir in a little mustard, vinegar, and oil; send it cold in a sauceboat to eat with pork cutlets, or cold pork.

SAUCE FOR A SWAN.

Chop up some parsley, lemon, thyme, and mushrooms, put them in a stewpan, with one clove of garlic and a small bit of butter; let it stew gently on the fire till the butter looks clear, then add a table spoonful of consommé, which must boil for two or three minutes; then take out the garlic, and mix in three table spoonfuls of plain sauce, two of vinegar, a few capers chopped fine, with a little sweet oil; when well incorporated the sauce is ready, to be served cold.

CAPER SAUCE.

Having some butter sauce made hot, mix in a few chopped capers, with one squeeze of lemon juice; melted butter will make the same, but of an inferior kind.

SAUCE FOR ROASTED RABBITS.

Boil and mince very fine the livers of your rabbits, which put into a small stewpan of butter sauce, squeeze in the juice of half a lemon, make it very hot, and send it in a boat.

BREAD SAUCE.

Cut in slices the crumb of a French roll, to which add a few peppercorns, one whole onion, a little salt, and boiling milk enough to cover it; let it simmer gently by the side of the fire, till the bread has imbibed the whole of the milk; add then a little thick cream, take out the onion, and rub the whole through a hair sieve, make it very hot and serve it in a sauce boat either for game, roast fowls, or turkey.

TOMATUS SAUCE.

Take ten or a dozen good tomatus or love apples, cut off the skin, and any part that appears decayed, stir them on the fire in a stewpan, with a good bit of butter till they are roasted; then add a ladle of consommé which must boil till it takes the consistence of paste; when so, put in two table spoonfuls of plain sauce, and continue stirring it on the fire till it boils; then put in two table spoonfuls of vinegar and a little salt; rub the whole through a tammy, and when wanted make it very hot, squeeze in a little lemon juice; this in general is used for fillets of fish in entrées.

MINT SAUCE.

Pick and chop a handful of mint very fine, put it in a basin with a table spoonful of moist sugar, a little salt, and a gill of vinegar; this is used either for cold or hot lamb.

APPLE SAUCE.

Take off the rind, and core six baking apples, put them into a stewpan with a little water, and a spoonful of moist sugar: when they are completely stewed and well mixed with a wooden spoon, stir in a small bit of butter, and when that is melted, serve it in a sauce boat either for roast goose or pork, hot or cold.

TARRAGON SAUCE.

Put in a stewpan two table spoonfuls of tarragon vinegar, which must reduce to the quantity of one, then put in six spoonfuls of good butter sauce, a little chopped tarragon and chervil, mix it well together, and if not strong enough, put in a small bit of glaze with a very little more tarragon vinegar.

TRUFFLE SAUCE.

Clean and cut round six or eight truffles, cut them in thin slices into a stewpan, set them to stew very gently with a small bit of butter, when well done, add two table spoonfuls of consommé, and when it has simmered by the fire till nearly dry, put in some béchamelle sauce, the quantity according to what you want it for; make it very hot, squeeze in a little lemon juice, and then it is ready. If you wish the sauce to be brown, instead of béchamelle, put espagnole.

CUCUMBER SAUCE.

Procure two good rough coated cucumbers, cut them across into six or seven pieces, according to their size, then cut each piece into four quarters, taking out the seeds, cutting off the rind and turning them about the size of a
shilling

shilling, or more oval; have ready in a stewpan some good clarified butter, to which put your cucumbers and fry them of a fine light brown, set them on a sieve to be well drained from the butter, then put them in a pint stewpan with half consommé and half sauce tournée, with a small bit of sugar and a little salt; let them simmer gently by the side of the fire till reduced to one half, or the thickness of the sauce put in; then stir in gently without breaking the cucumbers, a small bit of butter and one squeeze of lemon juice; this is an excellent sauce for cutlets of mutton, lamb, mince, beef, &c.

LARKS DRESSED, AND HOW TO GARNISH THEM.

Take two or three dozen of larks according to the number you want them for, let the inside be taken out and wiped, run a thin long skewer through the whole of them, placing them close side by side, then tie them on the spit and roast them before a clear fire for ten minutes, basting them with butter and sprinkling a little salt over them; the while make half a loaf into crumbs, which put in a stewpan with half a pound of butter, stirring them with a wooden spoon over the fire till they are a fine brown colour; then lay them neatly in a heap on the dish, laying the larks upon them in what form you please.

VENISON SAUCE.

For venison, send currant jelly by itself, or warmed with port wine, or the latter warmed by itself.

TO CLARIFY BUTTER.

If you have occasion for several pounds of
M 4
butter

butter in the day, with a knife scrape off the outside of the whole, put it in a stewpan by the side of a slow fire, where it must remain till the scum rises to the top and the milk settles at the bottom, carefully with a spoon take off the scum; when clear it is fit for use.

GRAVY FOR ROAST MEAT, OR PLAIN HASHES.

This kind of gravy is made with a scrag end of beef, trimmings of mutton, &c. which you must wash in warm water and set it on to stew, with a little water in the bottom of the pan, and carrots, onions, parsley, peppercorns, salt, bay leaf, one clove of garlic, and a very little allspice; let these stew till the meat has taken a fine brown colour; then take off the fat and fill it up with boiling water; when it has boiled gently for the space of three hours, pass the liquor through a double lawn sieve into a pan, when wanted for use, be careful to take it without fat; if you wish it stronger boil it a little.

ITALIAN SAUCE FOR SALADS.

Put in a bason three table spoonfuls of sauce tournée, one of mustard, and a little chopped tarragon and chervil, blend them well together by adding a very little salad oil at a time, to the quantity of three table spoonfuls or more: when well incorporated and very smooth, mix in a very little at a time one glass of tarragon vinegar; be sure to well mix it that it may not appear oily; add a very little salt, and pour it over the salad.

SAUCE FOR STURGEON.

The skin which is taken off the sturgeon before it is roasted, as in page 195, put into a stewpan

pan, and the gristly bone which cut from under, to which put some sliced carrot, onion, parsley, peppercorns, salt, one clove of garlic, and a bay leaf, with about four ounces of butter; stir these well over the fire till the butter begins to fry, then put in a ladle of good beef stock, and as much vinegar, when it has boiled for a few minutes, put in two more ladles of stock, and let it simmer gently by the fire till the pieces of sturgeon are thoroughly done, then pass the liquor through a sieve into a deep dish, taking one ladleful out perfectly free from fat, which put into a stewpan to boil down, the remainder of the liquor must be used to baste the sturgeon; when the ladleful of liquor has boiled to one third, put in some butter sauce, and a small bit of espagnole or beef glaze, to give it more strength and colour; before it is wanted make it very hot, squeeze in the juice of half a lemon, and pour it round the sturgeon.

OYSTER SAUCE.

For this sauce have three or four dozen of oysters, blanch them in their liquor, then with a colander spoon take them out and beard them, putting them as you do them in another stewpan, afterwards pass the liquor through a sieve into the pan with the oysters; then immediately blanch them the second time, put them on a sieve to drain; when so toss them in a stewpan with a little clarified butter, over a moderate fire; when they have been on for a few minutes, and the butter begins to look clear, put in some butter sauce, with the juice of half a lemon; if you should omit stewing them in butter, you

will find the moisture which remains in the oysters thin your sauce, and besides, the flavour will not be so true.

LOBSTER SAUCE.

Pound well in a mortar with a bit of butter, the spawn or coral of the lobster, rub it through a fine hair sieve, put in a stewpan some butter sauce, and the spawn of the lobster; set it on the fire till it is very hot and looks perfectly smooth and red, if not smooth pass it through a tammy, then put in the meat of the lobster, cut in small squares; make it very hot, squeeze in a little lemon juice, and serve it in a sauce boat.

SHRIMP SAUCE.

Cut into a stewpan half a pint of well picked shrimps, to which put some butter sauce with a very little essence of anchovies; make it very hot, squeeze in a little lemon juice, and serve it to table.

ANCHOVY SAUCE.

To about half a pint of butter sauce, put two table spoonfuls of good essence of anchovies, with the juice of half a lemon; being very hot it is ready for table.

SAUCE FOR BAKED PIKE.

Four table spoonfuls of tarragon vinegar must be set over the fire in a stewpan, to reduce to the quantity of two, then add half a pint or more of butter sauce, with a good bit of espagnole glaze, to give it colour and strength, and two more spoonfuls of tarragon vinegar; make it very hot, squeeze in the juice of half a lemon, and serve it on the dish round the pike.

TO MAKE KETCHUP.

If you have a bushel of mushrooms, take them but without washing, squeeze them together in a brown pan, with four or five handfuls of salt, and cover them up; mix them well together every day for the space of a week, but add no more salt; when that time has expired, set the pan in a very slow oven, not hot enough to bake any thing, for the space of twelve hours; then take them out and squeeze the liquor through a cloth into another pan, in which let it stand a few hours till the sediment has sunk to the bottom, pour off the clear liquor very gently into a stewpan, set it on the fire to boil with a little rind of lemon cut very fine, a few peppercorns, Jamaica pepper, mace, a few cloves, a nutmeg or two, and some ginger broke in the mortar; take a large iron spoon and carefully skim it as it rises, and let it boil for a few minutes; if not strong enough, let it boil longer; then take it from the fire, and let it stand in the pan till cold; again pour the liquor from the sediment, at the same time, run it through a sieve to take the spice out, then bottle it up for use.

REMOULADE SAUCE.

Bone and wash half a dozen anchovies, pound them very fine in the mortar, with a little tarragon, and a couple of yolks of eggs boiled hard, then add a spoonful or two of sauce tournée, blend them well together, then the same quantity of mustard and oil, putting in but a very little at a time; the whole being well mixed together, rub it through a tammy, adding tarragon vinegar;

gar ; but be careful not to make it any thinner than sauce in general : serve it cold.

MADE DISHES OF FISH.

There is no doubt but that fish may be dressed in every way as meat is ; and indeed, if it were the practice, the majority of dishes would be approved ; indeed scarcely any could be condemned. A good entrée of fish, the sauce being well tempered (whatever kind it be), to those who like fish nothing can be more delicious ; it lays light upon the stomach, particularly when the sauce is well prepared ; and above all things care should be taken that no fat is seen on the top, as that is highly disgusting, and a mark of bad cookery ; for instance, if butter sauce boil, particles of butter rise on the top after it is laid over the entrée ; I have already spoken on that subject at the beginning of *Directions for Sauces*, so that it is here useless. Always be very particular that the fish is good and perfectly sweet, as stale fish is horrible, much worse than stale meat, though both are bad enough. Keep the fish in a cold place, or on ice if you have it, till it is wanted. Some have a foolish practice of putting vinegar as well as salt into the water in which fish is boiled ; put in plenty of salt, but leave out the vinegar, as it most assuredly spoils the flavour of a good fish : it is like the foolish way of putting wine in fruit jellies, as orange, &c., as the power of the wine entirely banishes the flavour of the fruit, which makes it neither fruit nor wine jelly. Observe never to garnish boiled fish with raw parsley ; but, if you like it, round
your

your fried fish place fried parsley, which will not look amiss; but if there is none it does not signify. I shall now proceed with some good receipts for dressing fish, roast, boiled, fried, grillée, sautés for entrées, &c. laid out in a plain and easy manner.

Sturgeon roasted en Marinade.

----- à l'Italienne.

----- stewed with Madeira Wine.

Cutlets of Sturgeon grillée.

Fillets of Sturgeon sauté with young Peas.

----- à la Maître-d'Hôtel.

----- à la Turque.

----- with Tarragon Sauce.

Mince Sturgeon à la Portugaise.

Gratin of Sturgeon.

Sturgeon in an Italian Salad.

----- in savoury Jelly.

Turbot boiled.

----- grillée.

----- small, fried.

----- à l'Hollandaise.

Fillets of Turbot sautés à l'Aurore.

----- with Mushrooms.

----- grillée.

Turbot with Macaroni in a Gratin.

Salmon boiled.

----- baked with Pike Sauce.

Piece of Salmon roasted.

----- grillée with a Purée of Sorrel.

Fillets of Salmon sauté au Beurre d'Anchoise.

----- à la Ravigote.

----- in an Italian Sallad.

Pickled Salmon.

Cod Fish, boiled whole and in slices.

Young Codlings grillée.

Collops of Cod à la Crème.

----- with Rice.

Scate boiled.

----- fried.

Soles boiled.

----- fried.

----- grillée.

----- with Mushrooms.

- Fillets of Soles fried.
 ----- grillée.
 ----- sauté à la Purée d'Oseille.
 ----- à l'Italienne Blanche.
 Plaice with Dutch Sauce.
 ----- a l'Espagnole.
 Whittings fried.
 Fillets of Whittings.
 ----- grillée with sharp Sauce.
 ----- sauté aux Nouilles.
 ----- with Cucumbers à la Béchamelle.
 ----- in a Mince à la Crème.
 Haddocks grillée.
 ----- boiled à l'Hollandaise.
 Mackerel broiled.
 ----- boiled.
 Fillets of Mackerel sauté à l'Italienne.
 ----- to be served cold.
 Smelts fried.
 ----- in savoury Jelly.
 Herrings broiled.
 ----- stewed.
 Fillets of Herrings sauté à l'Estragon.
 Pickled Herrings.
 Red Herrings to be sent with the Cheese.
 ----- another way, from the Almanach des Gourmands.
 John Dorey boiled.
 ----- à la Crème.
 Pike plain boiled.
 ----- baked.
 ----- grillée as cutlets.
 ----- in Fillets sauté.
 Carp or Tench in a Salmis or Hash.
 ----- stewed with Wine.
 Perch boiled.
 ----- à l'Hollandaise.
 ----- in Fillets fried.
 ----- à la Ravigote.
 Eels grillée à l'Italienne.
 ----- in a Matelotte.
 ----- stewed à l'Espagnole.
 ----- collared.
 Prawns.
 Shrimps in a Gratin.
 Lobster.
 ----- in an Italian Sallad.

Lobsters in savoury Jelly.

Oysters in a Gratin.

To make a Brondade, from the Almanach des Gourmands.

STURGEON ROASTED IN A MARINADE.

Take a piece of sturgeon, cut down the back from the shoulder with a sharp knife, take off the skin, then slip off the gristle which is under, then rub the sturgeon well with salt and lay it on a dish; skewer it well on the spit, roast it an hour and a half, more or less, according to its size. Take care of the trimmings, and serve it up with sauce (see *Sauces*).

STURGEON À L'ITALIENNE.

Stew the sturgeon very gently between two fires in good beef stock, enough to cover it, with carrots, onions, parsley, peppercorns, salt, a clove of garlick and a bay leaf, and a sheet of paper laid on the top. When thoroughly done, carefully take it out, drain the liquor, lay it on the dish, and pour round it an Italiane sauce (see *Sauces*).

STURGEON STEWED WITH MADEIRA WINE.

Set a piece of sturgeon to stew, as directed in the last receipt, but instead of the whole being consommé half must be Madeira wine; let it stew gently till done, then take it carefully out, lay it on a dish; let the liquor pass through a silk sieve into a stewpan, and carefully skim off all the fat, set it on the fire, and when it boils put in nearly the same quantity of sauce tournée; stir it, and let it boil gently down till reduced to a moderate thickness, when so, mix in about three ounces of fresh butter and the juice of a lemon, mix them well together; the sturgeon
being

being on the dish pour the sauce over it; you may introduce a few mushrooms if you chuse.

CUTLETS OF STURGEON GRILLÉE.

For pieces of sturgeon called cutlets, take a slice from the side of the sturgeon about four inches in length, cut it into thin slices the length of the sturgeon, which toss in a bason, with an egg beaten up with pepper and salt, then shake them up in crumbs of bread and lay them on paper; when thus prepared dip them in butter and crumbs of bread again; grillée them over a wood fire of a fine brown like veal cutlets, place them in a miroton round the dish, and pour a strong espagnole sauce in the centre, with a bit of butter mixed in it, and the juice of half a lemon.

FILLETS OF STURGEON SAUTÉ WITH YOUNG PEAS.

Cut some slices of sturgeon, as directed in the last receipt, lay them in a cutlet-pan with clarified butter, a little water, and the juice of half a lemon, with a very little salt sprinkled over it; before they are wanted sauté them over a moderate fire for a few minutes till done: but be careful that they have not the least colour, but are perfectly white; when done, put them on a plate to drain the liquor off, dish them in a miroton round the dish, and put stewed peas in the centre (see *Vegetables*). This dish may be made with sturgeon that has been roasted the preceding day, by cutting it into thin slices; set it round the dish, and put it under cover in the oven to warm.

FILLETS OF STURGEON À LA MAÎTRE-D'HÔTEL.

If you have a piece of sturgeon left from the day before that has been roasted, cut it in thin slices, as directed in the last receipt; place it in the form of a star, over which pour sauce à la maître-d'hôtel (see *Sauces*).

FILLETS OF STURGEON À LA TURQUE.

Stew a handful of rice (well picked and blanched) in consommé, with a little fat and a small bit of lean ham; when it is well done mix in a small bit of consommé glaze; place it in the middle of the dish. With a knife smooth it over, and put the slices of sturgeon over it, cut from the sturgeon that has been roasted; over the whole put some good béchamelle sauce; take care it is very hot before the sauce is put over it.

FILLETS OF STURGEON WITH TARRAGON SAUCE.

Cut thin slices as directed before from a piece which has been roasted, dress it in a miroton round the dish, make it very hot, and pour some good tarragon sauce over the whole. For the sauce (see *Sauces*).

MINCE STURGEON À LA PORTUGAISE, OR WITH POACHED EGGS.

Mince very fine some cold sturgeon as you do veal (see *Mince Veal*), toss it in good béchamelle sauce, make it very hot, squeeze in a little lemon juice, and serve it to table with poached eggs on the top.

A GRATIN OF STURGEON.

Take a piece of sturgeon that has been roasted,

ed, cut it in thin round pieces like a blanquette, toss it in good béchamelle sauce with a few mushrooms, squeeze in a little lemon juice; it being very hot, put it into the dish, sprinkle over it some bread crumbs, then clarified butter, then crumbs of bread again, and brown it gently with the salamander.

STURGEON IN AN ITALIAN SALAD.

Shred and wash two or three cabbage lettuce, pick very fine a little chervil and a little sliced cucumber, place them in the middle of the dish, with the sturgeon placed over it in the form of a star, garnish it round with cucumber, beetroot, a little spawn of lobster, rubbed through a sieve if you have it, and garnish it according to your fancy with anchovies cut in shreds; just before it is served up, pour over it an Italian sauce, as in page 188, a couple of eggs chopped fine, will serve to garnish it, or a few stersion flowers placed lightly about it.

STURGEON IN SAVORY JELLY.

Make an aspic or savory jelly, as in article of jellies, put a little into the bottom of a mould, (plain I recommend), then cut the cold sturgeon in whatever form you please; when the jelly is set, place the sturgeon upon it according to your fancy, and put in a little jelly just enough to cover the sturgeon; when it is thoroughly set, put in some more jelly so as to fill about an inch of the mould; when that is set, place some more sturgeon, and so proceed till the mould is full; when you wish to turn it out, dip it in warm water as other jellies.

TURBOT BOILED.

Take a turbot that is well cleaned and very white, cut it across in the thickest part on the under side, and rub the upper part well with lemon; put it in a kettle with cold spring water and plenty of salt, over a quick fire; the moment it begins to boil skim it, and set it to simmer very gently till done; serve with it lobster sauce in a boat.

TURBOT GRILLÉE.

Turbot is very seldom dressed this way, however, two small turbot if for a large party, would do better for grilling than a larger one, which is so thick; crimp them in two or three places on both sides, and brush them over with egg, pepper and salt, well beaten together, then sprinkle them well with crumbs of bread; with a spoon pour some clarified butter over them, and crumbs of bread again; place them on the gridiron over a charcoal fire, as for cutlets, but at a great distance, that they may not take too much colour before they are thoroughly done; place them on the dish with an Italian sauce under them. Be very cautious in turning them, as you may break the skins.

SMALL TURBOT FRIED.

Let this be crimped as directed in the last receipt, do it with egg and crumbs of bread, but no butter, have in a large frying pan or fish kettle, some good fresh lard; when very hot, lay the turbot in, the side you have laid upwards, must be placed downwards in the fat, and when that is coloured, carefully turn it with two large slices on the other side; when done,
N lay

lay it on a sheet of paper, sprinkle it with salt, and serve it with lobster sauce in a boat.

TURBOT À L'HOLLANDAISE.

Put the turbot into a kettle with half milk and half water, a bit of butter, salt, a lemon squeezed in, and rubbed over the turbot; set it on the fire with paper over it, and let it simmer gently till done; take it up, drain from it the liquor, place it on the dish without a fish plate, and pour over it sauce à la Hollandaise (see *Sauces*).

FILLETS OF TURBOT SAUTÉ À L'AURORE.

For an entrée a small turbot will do; having taken off the four fillets, lay one at a time on the table, placing your hand on the top, and with a sharp knife cut them sloping into two or three pieces, laying them when done in a sauté pan, with about a quarter of a pound of clarified butter, a little water, the juice of half a lemon, and a sprinkling of salt; set them on the fire, turn and shake them well, and in about four minutes they will be done; put them between two plates in the screen or hot closet to drain off the liquor, for it would spoil the sauce; put a table spoonful of lobster spawn well pounded in a mortar, with a bit of butter, which rub through the tammy; this must be mixed with four spoonfuls of butter sauce, a small bit of veal glaze, and a little lemon juice, which must be made very hot, but must not boil; and when the fillets are dished, put the sauce over them.

FILLETS OF TURBOT WITH MUSHROOMS À LA
BÉCHAMELLE.

Prepare this as the last, in the sauté pan, and
when

when placed on the dish, pour over it a good béchamelle sauce, with plenty of mushrooms in it (see *Sauces*).

FILLETS OF TURBOT GRILLÉE.

Take fillets as for à l'aurore, beat up an egg in a bason with a little pepper and salt, into which toss the fillets cut into two or three pieces, bread crumb them, lay them on paper, and with a fork take them up, dip them in clarified butter, then in crumbs of bread again, grillée them over a moderate fire of clear wood ashes, a good colour on both sides; place them in a miroton round the dish, and put an Italienne sauce in the centre, or a sharp sauce à l'espagnole with mushrooms.

TURBOT WITH MACARONI IN A GRATIN.

If you have any turbot remaining from the day before, pick it well from the bone, put it in hot water, to make it separate into fleaks; put it in some good cream sauce, with a little pipe macaroni well boiled; but be careful that there is no water either in the fleaks of turbot or the macaroni, or it will spoil the sauce; when very hot, put it in the dish, shake some crumbs of bread over it, with a spoon sprinkle it with clarified butter, then with crumbs of bread again; brown it gently over with the red hot salamander, and serve it to table.

SALMON BOILED.

Place the salmon in the form of an S, by running packthread through the tail, the centre of the body, and the head; put it in a kettle of cold spring water with plenty of salt, and a sheet of paper over it; as soon as it begins to

boil set it aside the fire to simmer gently till done; carefully take out the packthread without breaking the salmon, send it on a fish plate with lobster sauce in a boat. Slices of salmon are boiled in the same manner.

SALMON BAKED WITH PIKE SAUCE.

Chuse a middle size salmon, truss it with packthread as directed for boiling, put into the inside a good stuffing of four handfuls of bread crumbs, pepper and salt, a few herbs chopped fine, a bit of butter, and two eggs; mix these ingredients well together, and skewer it in the inside of the salmon; beat up an egg with pepper and salt, rub it over the salmon, shake over it crumbs of bread, then with a spoon sprinkle it over with clarified butter and crumbs of bread again; bake it in a hot oven a fine brown colour, take out the skewer and packthread, and serve it with pike sauce under it (see *Sauces*).

PIECE OF SALMON ROASTED.

Take a piece of salmon from the shoulder to the centre, put into it a good stuffing, as in the last receipt, egg it and bread crumb it the same, tye it on the spit, baste it a little with fresh butter to keep it moist, and when well done and of a good colour, lay it on the dish with a good strong sauce à l'espagnole.

SALMON GRILLÉE WITH A PURÉE OF SORREL.

Half of a side of salmon is best for this dish, trim it with a sharp knife, and cut off the skin; do it with crumbs of bread as in the two last receipts; make a gentle fire with good wood ashes, put the salmon at a good distance over it, turning it on both sides till it becomes of a good colour;

colour; pour some sorrel sauce (see *Sauces*), in the dish, and lay the salmon over it; this sauce serve for a piece of roasted salmon likewise.

FILLETS OF SALMON SAUTÉ AU BEURRE
D'ANCHOIS.

Cut about two pounds from one side of a salmon, have ready in a cutlet pan about three ounces of clarified butter, into which put the salmon cut in thin slices free from skin; sprinkle over it a little salt and the juice of half a lemon, sauté it for about three minutes over a moderate fire, drain it well from the butter, place it on the dish in the form of a star, or in what shape you please; the while wash and pick from the bones, half a dozen good anchovies, pound them in a mortar with a bit of butter, and rub it through a fine hair sieve, and mix them with about six table spoonfuls of butter sauce (see *Sauces*), make it very hot, squeeze in a little lemon juice, and put it over the salmon.

FILLETS OF SALMON SAUTÉ À LA RAVIGOTE.

Dress the salmon as in the last receipt, but before it is sent to table pour over it a good tarragon sauce, as in *Sauces*.

FILLETS OF SALMON IN AN ITALIAN SALAD.

Wash two or three cabbage lettuces, take away the stalks, cut them in large shreds, slice a beet root and a good cucumber: wash, pick, and cut into long shreds four anchovies, chop some tarragon and chervil, two boiled eggs, the yolks and whites chopped separately, the spawn of a lobster rub dry through a hair sieve, and put it on a plate by itself; if you have any cauliflowers

flowers or French beans, boil and put them with the other things to garnish; having every thing prepared, place the lettuces in the centre of the dish in a heap, against which lay the salmon in form of a star, put in a miroton round the dish, the sliced beet root for the outward border, and make one inside with the sliced cucumber: cross the anchovies over the salmon, in short, distribute all you have prepared according to your fancy; a minute before you serve it up, garnish it with Italian salad sauce, as in *Sauces*.

PICKLED SALMON.

Set a salmon cut into two or three pieces in a fish kettle on the fire, with water enough to cover it, and plenty of salt: when it begins to boil set it aside to simmer very gently till done; take it from the fire, let it stand in the liquor till cold, take it out, lay the pieces close together in a tub to pickle, and over them four or five anchovies, a very little pounded saltpetre, and a gill of sweet oil: being thus prepared, put the top of the salmon liquor into a stewpan, to which add the same quantity of white wine vinegar; put it on the fire to skim and boil it for two or three minutes; take it off and when cold, pour it over the salmon and tie it down; it may be turned three days after, and in a week it will be ready for use; this is merely in a small way; for the pickled salmon which is sold is prepared very differently; a great quantity being done at once, requires neither oil nor anchovies. Serve it garnished with fennel.

COD FISH BOILED, WHOLE AND IN SLICES.

This fish when very large, is either cut in
half

half or in slices, if dressed whole truss it with packthread as directed for salmon, set it on a quick fire in cold spring water with plenty of salt, and when it begins to boil, put it aside to simmer till done. Serve it on a fish plate with oyster sauce in a boat.

YOUNG CODLINGS GRILLÉE.

Take three fresh codlings, egg them over, shake them in flour, and broil them over a moderate fire till well done and of a good colour on both sides; or you may toss them in egg and crumbs of bread as directed for turbot. Serve them with sharp sauce à l'espagnole.

COLLOPS OF COD À LA CRÈME.

If you have any cod left from the day before, that which has been plain boiled, put it in hot water, with your hands separate it into fleaks; wash off the white film which appears upon them, and put them in a stewpan with the sounds; when the fleaks are laid ready in a stewpan, put some good white cream sauce to them (see *Sauces*), set them over a gentle fire to keep hot, gently shaking them at times; observe not to use a spoon before you put them on the dish, then with a large one take them out very gently, and be careful not to break the fleaks.

COLLOPS OF COD WITH RICE.

Set some rice on the fire to stew (after being blanched) in some consommé, a little of the fat, a piece of lean ham, and a very little salt; when very tender so that it will spread smooth with a knife, place it smoothly round the dish; the cod being prepared as directed in the last receipt, put it in the centre, and serve it to table.

SCATE BOILED.

Put it on a good fire in cold spring water with plenty of salt: when it boils put it aside to simmer gently till done, and serve it on a fish plate with anchovy sauce in a boat.

SCATE FRIED.

The scate being fresh and well crimped, toss it in an egg beat up with pepper and salt, then in crumbs of bread, laying them on paper as you do them, have ready a stewpan nearly full of good fresh lard; when very hot put in two or three pieces at a time to fry quickly, and when thoroughly done, set them on paper to drain from the fat; when placed on the dish garnish them with fried parsley if you like; serve shrimp sauce in a boat.

SOLES BOILED.

The soles being well cleaned, rub them over with lemon juice, set them on the fire in cold spring water with plenty of salt, and when they begin to boil, put them aside to simmer very gently till done; then serve with anchovy sauce in a boat.

SOLES FRIED.

After the soles are cleaned, dry them in a cloth, beat up an egg in a dish with a little pepper and salt, in which rub your soles, then in crumbs of bread, laying them on paper as you do them; have ready in a frying pan or large stewpan, some good lard, and when very hot, fry the soles of a good brown colour, then place them on paper to drain off the fat, sprinkle a little salt over them; serve them up very hot, with shrimp sauce in a boat.

SOLES GRILLÉE.

Proceed with the soles as directed for turbot (see page 199), put Italian, or any other sauce under them.

SOLES WITH MUSHROOMS.

Put into a stewpan or fish kettle one quart of milk, the same quantity of water, a bit of butter, salt, and a little lemon juice, into which put your soles over a moderate fire, and let them simmer very gently till done; then take them up, place them on a cloth or napkin to imbibe all the liquor from them; lay them on a dish, and pour over them a good mushroom sauce, as in the *Sauces*.

FILLETTS OF SOLES FRIED.

Beat up an egg in a bason with a little pepper and salt, into which toss the fillets well skinned and cut in halves, have ready on the fire a stewpan of good clear lard very hot, take the fillets out of the egg, four or five at a time, and shake them in flour, then fry them of a good brown colour, laying them on paper as you do them; sprinkle a little salt over them, place them in a miroton round the dish, and make a little butter sauce very hot, into which mix a bit of glaze and some lemon juice; pour this in the centre of the dish.

FILLETTS OF SOLES GRILLÉES.

Having cut the fillets off each sole, skin them and cut them in half, toss them in egg, and proceed as directed for fillets of turbot, (see page 201).

FILLETS OF SOLES SAUTÉ À LA PURÉE D'O-
SEILLE.

Sauté the fillets as you would turbot, place them in a miroton round the dish and a purée of sorrel in the centre, for which (see *Sauces*).

FILLETS OF SOLES À L'ITALIENNE BLANCHE,
OR WITH WHITE ITALIENNE.

The fillets being sauté and well drained from the liquor, place them in the form of a star in the centre of the dish, over which pour a white Italiane sauce (see *Sauces*).

PLAICE WITH DUTCH SAUCE.

Dress the plaice exactly the same as soles with mushrooms, when well drained from the liquor, lay them on the dish, and pour over them a Dutch sauce (see *Sauces*), if the latter sauce with eggs, I would advise you to put it in a boat, for if it remains any time on the fish, it will get unpleasantly thick.

PLAICE À L'ESPAGNOLE.

This plaice must be prepared as the last, except that it must have a good strong sauce à l'espagnole, with more lemon juice than usual; a few mushrooms would improve it.

WHITINGS FRIED.

For a moderate dish take six whittings, skin and turn the tails into the mouths, securing them with a small skewer; egg and crumb them the same as soles for frying; do them quick in good lard, and serve them with shrimp sauce in a boat.

FILLETS OF WHITINGS FRIED.

Take the skin neatly off the fillets, cut them
in

in two, toss them in an egg beat up with pepper and salt, and a few minutes before dinner take them out of the egg, shake them in flour, fry them quick that they may not be greasy, place them in a miroton round the dish, pour in the centre a little butter sauce made very hot, with a little glaze and lemon juice mixed in it.

FILLETS OF WHITING GRILLÉE WITH SHARP SAUCE.

The fillets being cut and tossed in egg, as in the last receipt, shake them in crumbs of bread, laying them on paper as you do them; have some butter well clarified, dip them then in crumbs again, lay them carefully on a gridiron over a clear fire of wood ashes, and, when a good colour on both sides, place them neatly round the dish; in the centre pour some consommé made very strong, nearly the juice of half a lemon and a little pepper and salt mixed in it.

FILLETS OF WHITINGS SAUTÉ AUX NOUILLES.

Skin and cut the fillets in two, sauté them the same as soles; when done drain them well from the liquor, lay in the dish some paste shredded fine, as for chickens à l'allemande (see *Pastry*), over which neatly place the fillets in the form of a star, and pour some good cream sauce over the whole.

FILLETS OF WHITINGS WITH CUCUMBERS À LA BÉCHAMELLE.

Cut a couple of cucumbers in half, then each piece into four quarters; take out the seeds, turn off the skin, and toss them in water. Have plenty of good clarified butter in a stewpan; the

cucumbers being well drained from the water, put them in the butter, fry them of a fine light brown colour, set them on a sieve to drain, and put them in a stewpan with consommé enough to cover them, a very little sugar and salt, and when nearly dry put them on a sieve; the fillets being sauté, the same as soles or turbot, place them neatly on the dish in the form of a star, with the cucumbers laid between each fillet, and pour a good béchamelle sauce over the whole, with a leason of one egg mixed in it.

MINCE OF WHITINGS À LA CRÊME.

Take the fillets off the whittings and sauté them, as before directed, then with your hands carefully separate the small fleaks, putting them in a stewpan as you do them; when done put over them a good cream sauce (see *Sauces*); when wanted to be hot, toss it gently over a moderate fire, and put it into the dish; do not use a spoon, as it will break the fleaks and give it a bad look.

HADDOCKS GRILLÉES.

Take four or five haddocks (according to the number wanted), skin and toss them in egg, beaten up with pepper and salt; take them out, roll them in crumbs of bread, dip them in clarified butter, and crumbs of bread again; then lay them on a gridiron over a moderate wood fire, turn them on both sides to take a fine brown colour, and lay them on a dish with good Italienne sauce under them.

HADDOCKS BOILED À L'HOLLANDAISE.

Set three haddocks on the fire in a kettle of cold spring water, with plenty of salt; when they

they begin to boil salt them, set them aside to simmer till done; serve them on a fish plate with Dutch sauce, made of elder vinegar, in a boat (see *Sauces*), or without a fish plate after the water is well drained off, and pour the Dutch sauce with parsley over them.

MACKEREL BROILED.

Wipe and chop off the tip of the nose and tail of the mackarel, cut a long slit in the back, into which put some parsley, lemon thyme, and mushrooms chopped very fine, stewed in butter, and mixed up with a spoonful of sauce tournée; roll them in flour, and broil them on a high gridiron over wood ashes till well done, then lay them on the dish with good Italiane sauce under them.

MACKEREL BOILED.

Put some spring water on the fire, and when it boils put in the mackerel with plenty of salt; as soon as done take it out, without breaking the skin, and serve it on a fish plate, with fennel sauce in a boat.

FILLETS OF MACKEREL SAUTÉ À L'ITALIENNE.

The fillets being taken off, cut them in two, taking off the skin, and put them in a cutlet-pan the same as fillets of soles, with clarified butter, a little water, the juice of half a lemon, and a sprinkle of salt, sauté them over a moderate fire, and when done put them between two plates, to drain the liquor from them; place them on the dish in the form of a star, and pour over them some good Italiane sauce (see *Sauces*).

FILLETS OF MACKEREL TO BE SERVED COLD.

Sauté and dish your fillets as directed in the
last

last receipt, but let them stand till cold, and before they are wanted pour over them a remoulade sauce (see *Sauces*), or they may be served in a sallad like salmon.

SMELTS FRIED.

Chuse stiff smelts, for they are the freshest; clean and dry them in a cloth, toss them in egg beaten up with pepper and salt, take them out, shake them in crumbs of bread, make some fresh lard very hot, fry them quickly, and lay them on paper as you do them; when done sprinkle a little salt over them, place them in what form you please on the dish, and send shrimp sauce in a boat.

SMELTS IN SAVORY JELLY.

Take a dozen smelts well cleaned, set them in the bottom of a stewpan with half consommé and half Madeira, a little salt, a green onion, and two or three mushrooms; let them stew very gently till well done, then with a skimmer carefully take them out, and lay them on a plate to cool; let the liquor pass through a double silk sieve to some good consommé, which must be clarified as directed for aspic jelly: the jelly being made, have a large plain mould ready in ice, and nearly half fill it with jelly; when it is set place the smelts in it, with their heads downwards, and just jelly enough to cover them; when these are set fill up the mould; when wanted, dip it in warm water and turn it on the dish. This is a good supper dish.

HERRINGS BROILED.

Chop off the nose and tails of the herrings, the same as mackerel, wipe them well in a cloth,
shake

shake them in flour, and broil them over a quick fire of wood ashes till well done; serve them up with sauce à la Hollandaise in a boat, or sauce à l'Italienne.

HERRINGS STEWED.

Put them into a kettle with good stock, enough to cover them, three cloves, a little salt, peppercorns, a carrot, onion, one clove of garlick, a bay leaf, parsley, and half a bottle of Port wine. The herrings being well done, take them out, lay them on a dish, covered over to keep them warm; pass the liquor through a sieve, which reduce on the fire with four spoonfuls of sauce tournée (see *Sauces*); being properly reduced, squeeze it through a tammy into another stewpan, stir in a bit of butter and the juice of half a lemon; the herrings being laid regularly on the dish, pour the sauce over them.

FILLETS OF HERRINGS SAUTÉ À L'ESTRAGON.

The fillets being taken off the same as had-docks or soles, lay them in a sauté pan and proceed the same; when done drain them well from the liquor, place them in the form of a star on the dish, and pour over them some good tarragon sauce (see *Sauces*).

PICKLED HERRINGS.

Have a straight brown pan on purpose, one that will permit the herrings to lay at full length; in the bottom put a little spice and a layer of herrings, then grate a tittle nutmeg in, some salt, and a bay leaf, then put in another layer of herrings, and so proceed till the pan is full, pressing them close together; pour over vinegar enough to cover them, tie them down with a bladder and
a sheet

a sheet of brown paper ; set them in a cool oven for twelve hours, at which time take them out, and let them stand two days before you open the pan : at all events they must be thoroughly cold before the pan is opened.

RED HERRINGS TO BE SENT UP WITH THE
CHEESE.

The Yarmouth are the best for this purpose, and are prepared thus : scrape the herrings, cut them down the back, put them to soak for twenty minutes in warm milk and water, or longer if you do not like them salt, then dry them, and lay them open on the gridiron over a quick fire for two minutes ; if broiled too long they will eat hard and salt, which is very unpleasant. When done rub them over with butter, and send them up with the cheese.

TO DRESS RED HERRINGS.

[Red herrings another way, from the Almanach des Gourmands, which makes a good change ; but instead of serving it with cheese, place it on the side table or between the two courses.]

Take a large thick sheet of paper, double it, and form a case able to hold eight herrings, butter it well on both sides ; then take eight very fine herrings, cut off the heads and tails, skin them, and take away the back bone, then cut them in two, and lay them side by side in the case, taking care to put little lumps of fresh butter, mixed with fine herbs, several mushrooms cut in square bits (a whole handful for eight herrings), parsley, young onions, shalots, a clove of garlic chopped very small, and ground pepper, and a little oil of the best quality may be added ; then strew over the whole very fine raspings

raspings of bread, and put them on the gridiron over a very clear fire—take very great care that the paper does not burn, on which account we recommend strong, thick, and in short the very best paper. When done, serve them in the case with a little lemon juice squeezed over them.


JOHN DOREY BOILED.

Set it on in cold spring water, treat it in every shape like turbot; send lobster sauce in a boat.

JOHN DOREY À LA CRÊME.

Observe the manner in which turbot is dressed à la Hollandaise (see page 200); and when done, and well drained from the liquor, lay the John Dorey on a dish, and pour good cream sauce over it—mushrooms would improve it.

PIKE BOILED.

Prepare a stuffing with two handfuls of crumb of bread, pepper and salt, a bit of butter, two eggs, and a very little grated nutmeg, mix them well together to make a stiff paste. The pike being well cleaned, crimp it in three or four places on each side, truss it with packthread thus , and skewer the stuffing in well; set it on in boiling water with plenty of salt, and let it boil very gently till done; serve it on a fish plate with anchovy sauce in a boat.

PIKE BAKED, COMMONLY CALLED ROASTED.

Make a stuffing, and prepare the pike by trussing it as directed in the last receipt, rub it over with eggs beaten up with pepper and salt, sprinkle it over with crumbs of bread, and with a spoon shake some clarified butter over it, then crumbs of bread again, bake it in a quick oven
till

till well done, and of a fine brown colour, take out the packthread and skewer, and serve it with pike sauce under it (see *Sauces*).

PIKE GRILLÉE AS CUTLETS.

The fillets of pike being taken off with a sharp knife, cut each fillet in a sloping manner into four or five pieces, at the same time taking off the skin, toss them up in an egg beaten up with pepper and salt; treat them in the same as fillets of soles or veal cutlets grillées; squeeze the juice of nearly half a lemon into four table-spoonfuls of butter sauce, which mix well up with a bit of glaze; when very hot pour it in the centre of your fish.

FILLETS OF PIKE SAUTÉ.

Sauté these the same as fillets of soles or turbot, and serve them with a cream sauce, italian or tarragon sauce, or any other you think proper.

CARP OR TENCH IN A SALMIS OR HASH.

The carp being cleaned and washed, cut off the head, split it down the back, and cut both sides into three or four pieces; have ready on the fire some good consommé in a large stewpan, with a carrot, onion, some parsley, a few peppercorns, salt, one clove of garlic, a bay leaf, a bit of lean ham, and half a bottle of port. Put the fish into this, let it stew till well done, and put it into another stewpan. The liquor in which the fish was, must stew down with four large spoonfuls of sauce tournée till it takes a moderate thickness, then squeeze it through a tammy to the fish, squeeze in the juice of half a lemon, and be careful to send it very hot to table. Tench may be done in the same manner.

CARP OR TENCH STEWED WITH WINE.

Take either a carp or tench, being well cleaned, crimp it two or three times, set it in a stewpan with some good consommé, a bottle of Madeira, a little salt, a bay leaf, and a few peppercorns; let it stew gently between two fires till well done, then take it out, lay it on a dish; the liquor must stew with three spoonfuls of sauce tournée till tolerably thick, if not quite smooth squeeze it through a tammy, put in the juice of a lemon, with a very little cayenne pepper, and pour it over the fish, which must be garnished with veal forcemeat (see *Savory Pies*).

PERCH BOILED.

Set the perch on in cold spring water, with plenty of salt, and when they boil skim them well, and place them aside to simmer till done; serve them on a fish plate with anchovy sauce in a boat.

PERCH À L'HOLLANDAISE.

The perch being cleaned and washed, set them on the fire in half milk, half water, some salt, and a bit of butter; let them simmer gently over a slow fire, and when done drain off the liquor, lay them on a dish with sauce à la Hollandaise (either way) over them (see *Sauces*).

FILLETS OF PERCH FRIED IN A MARINADE.

Scale and cut off the fillets of six good perch without any bone, put them in a marinade for ten hours, half vinegar, half water, carrots, onions, a bay leaf, peppercorns, salt, and one clove of garlic. A few minutes before dinner take them out of the marinade, shake them in

o

flour,

flour, and fry them quick in good clear lard; when free from the fat, place them on the dish, with good strong butter sauce under them, into which put a table-spoonful of tarragon vinegar; when very hot pour it between the fish.

PERCH À LA RAVIGOTE.

Dress these the same as Hollandaise, except when done pour over them a good hot tarragon sauce.

EELS GRILLÉE À L'ITALIENNE.

For an entrée take two moderate sized eels, take off the skin, wash, bone, and dry them well; toss them in an egg beaten up with pepper and salt, and proceed in the same manner as for soles grillée, cutlets, &c. with good Italian sauce under them.

EELS IN A MATELOTTE.

Skin and wash the eels, cut them in three or four pieces, lay them between bards of fat bacon and consommé enough to cover them, to which put a little carrot, onions, parsley, peppercorns, salt, bay leaf, and one clove of garlic; let them stew till well done, and let them stand in their liquor till nearly cold; then take them out, trim them, lay them on the dish, to which add a few rolls of very good veal forcemeat blanched, and over the whole pour good béchamelle sauce, with a leason gently mixed in.

EELS STEWED À L'ESPAGNOLE.

Stew the eels as directed in the last receipt, dish them the same, but pour over them a good sauce à l'Espagnole, if with mushrooms or truffles in it the better.

EELS IN A COLLAR.

Chuse the largest eels, which must be cut open, take out the entrails, cut off the head and tail, and neatly cut out the bone, have ready some fine pepper, salt, shredded sage, and a little nutmeg grated; the whole being mixed together, sprinkle it over the eel as it lies flat on the table, roll it up as tight as possible, and tie it up in a small cloth for that purpose; then put on the fire, half consommé and half water, with the head, tail and bones of the eel, a few peppercorns, salt, a bay leaf, five cloves, and a little grated nutmeg; these must boil together for a few minutes, then pass the liquor through a sieve into another stewpan, into which put the eels, and let them boil very gently till done; take them from the fire, let them stand in the liquor till nearly cold and then take them out, but do not take off the cloths till the eels are thoroughly cold, then lay them in a pan or basin with the liquor poured over them. When cold this is a very proper supper dish, cutting the eels into slices, and laying them round the dish, with the liquor in the centre.

PRAWNS.

Prawns you may always get ready boiled in town, if not, boil them in salt and water for three or four minutes; when cold serve them up for a second course or supper dish, neatly placed round parsley, put in the centre of the dish; or smooth a bit of butter in a convex in the centre of the dish, into which stick the heads of the prawns; the tails projecting form a strange appearance.

SHRIMPS IN A GRATIN.

Pick a quart or two of shrimps, according to the size of the dish wanted, toss them in good béchamelle sauce with a little lobster spawn pounded and mixed in it, as directed for lobster sauce ; make the whole very hot, and squeeze in a little lemon juice, then lay it on the dish with crumbs of bread over it, as directed for any other gratin, giving it a fine colour with the salamander before it is served to table.

LOBSTERS IN A GRATIN.

Two lobsters being well boiled, mince the meat very fine and take out the spawn ; pound it well with butter, and after rubbing it through a tammy, mix it with béchamelle sauce, as directed for the last, and finish it in the same manner.

LOBSTERS IN AN ITALIAN SALAD.

Take two lobsters, cut them in pieces by taking off the claws and tail, each of which neatly split in two ; the spawn rub through a dry sieve to garnish the salad ; then proceed with the same herbs and Italienne sauce as directed for a salmon salad, placing the lobster and other things according to your fancy.

LOBSTER IN A SAVOURY JELLY.

Make a good aspic jelly, as directed in fowl in jelly ; being very clear, and the mould ready in ice, half fill it with the jelly, and when it is set, lay some anchovies shreded fine in what form you please on the jelly, then your lobster cut as for salad over it, fill the mould with the remainder of the jelly, and when set serve it for a second course, entrée, or a supper dish.

OYSTERS IN A GRATIN.

Take five dozen of oysters, set them on the fire till they begin to boil, then take them off and beard them, putting them in another stewpan as you do them, pass the liquor through a sieve over them, and set them on the fire again till they begin to boil; then drain the liquor from them, and toss them over the fire into a stewpan with a bit of butter. When melted, and it begins to fry, put in some good cream or béchamel sauce, with a very little lemon juice; lay it in the dish, and treat it in the same manner as a gratin of chicken, or of any other thing, browning it with the salamander before it is served on table.

TO MAKE A BRONDADE.

[From the Almanach des Gourmands, not that it is a choice dish, but it shows the proper method of dressing a stock fish, which is strong and tough, so as to make it tender and easy of digestion].

Take a piece of fine stock fish, let it soak for four and twenty hours in water to cleanse and soften, then put it in a pot full of water on the fire, taking care to remove it as soon as it begins to boil; then put some butter, oil, parsley, and garlick into a saucepan, and let it melt over a gentle fire; during the time you pick the stock fish and break it into small pieces, then put it in the saucepan, and now and then pour in a little oil, butter, or milk, as you see it thicken; you must keep stirring the saucepan till the stock fish is melted to a sort of cream. If you chuse it green pound spinage instead of parsley. A stock fish, naturally hard and strong, becomes by this means tender and easy of digestion.

VEGETABLES DRESSED IN DIFFERENT WAYS.

Preliminary Hints and Observations.

All vegetables, particularly cabbages, lettuces, cauliflowers, &c. and such as have leaves or cavities, great care must be taken to wash them in several waters; the garden people generally wash them, but it is wrong to trust to them, therefore split cabbages and cauliflowers nearly in half at the stalk end, that all filth and insects may come out in the water, without which it is impossible the vegetables should be clean; and as it is not customary to boil these kinds of vegetables in stewpans, but in saucepans on the kitchen fire, or any other fire appropriated for that purpose, and as this is trusted to a kitchen maid (sometimes not very cleanly), often examine the saucepans in which the vegetables are boiled, because to save trouble they may be used the second or third time without cleaning; endeavour as nearly as you can guess to have them ready just as the dinner is wanted, for by standing greens get strong, tough, and unpleasant. Let them boil quickly, with plenty of salt in the water; but the time of their boiling depends upon the taste of those you dress them for, some liking them much done, others preferring them crisp; but above all things be careful they are clean, as earwigs in cabbages, and gritty spinage denotes dirty cookery.

Artichokes boiled.

———— à l'Italienne.

———— à l'Etouffade.

———— à l'Espagnole.

Beet Root baked.

Broccoli boiled.

Beans, French.

———— Garden.

Cabbage à la Dame Simone.

Cabbage

- Cabbage stewed à l'Espagnole.
 To make a Garbure three ways : from the Almanach des Gourmands.
 Cauliflowers à la Crème.
 Carrots in a Purée.
 ——— stewed.
 Cucumbers à la Crème.
 ————— à l'Espagnole.
 ————— en Gratin.
 ————— à la Bourgeoise.
 Celery stewed à la Crème.
 ————— with a Toast.
 ————— en Gratin.
 Chesnuts stewed.
 ——— in a Purée.
 Endive.
 ——— stewed.
 Jerusalem Artichokes.
 Lettuce farce à la Dame Simone.
 Lettuce in a Purée.
 ——— stewed to garnish Beef ; or in Brown Sauce.
 Leeks on Toasts.
 Mushrooms stewed.
 ————— large, broiled.
 ————— small, à la Crème.
 ————— en Gratin.
 ————— en Marinade.
 Onions and Beef in a Salad.
 ——— fried.
 Potatoes in a Purée.
 ——— in different ways.
 Peas, plain boiled.
 ——— stewed à la Française.
 ——— à la Bourgeoise.
 ——— in a Purée.
 Parsnips.
 Parsley fried.
 Spinage plain.
 ——— with Sauce.
 Sorrel in a Purée.
 Salsify stewed with different Sauces.
 Scorzonera ditto.
 Turnips in a Purée.
 ——— en Haricot-blanc.
 ——— à l'Espagnole, or in the Spanish fashion.
 Plain Salad in the English fashion.

ARTICHOKES BOILED.

Take half a dozen or eight young artichokes before the choke becomes unpleasant to eat, cut them off the top, and neatly trim the bottom round, tossing them in cold water as you do them; half an hour before they are wanted have plenty of water boiling, into which put your artichokes with a handful of salt; when done, and the water drained off, serve them by themselves on a dish, with melted butter in a boat.

ARTICHOKES À L'ITALIENNE.

If the artichokes are not quite so young as for boiling it does not matter, however with a sharp knife cut them in quarters, trim off the top and the green round the bottom, take out the choke, rub them as you do them with lemon, and put them in a stewpan of cold water; have ready on the fire a large stewpan of boiling water with plenty of salt, into which put the artichokes to blanch for four or five minutes; with a colander spoon put them out into cold water, pick off all the loose leaves, and set them to stew in good braize between bards of fat bacon, with a carrot, an onion, parsley, peppercorns, salt, one clove of garlick, and a bay leaf; when done carefully lay them on a sieve to drain, place them in what form you please on the dish, with good *Italienne* sauce over them (see *Sauces*).

ARTICHOKES À L'ÉTOUFFADE.

Trim your artichokes as directed in the first receipt, set them to stew the same as the *Italienne*, with a small bit of butter laid over each choke; when done, and the liquor well drained off by turning their tops downwards on a sieve, place

place them on the dish ; the while have some good strong gravy reduced nearly to glaze, to which put two table-spoonfuls of butter sauce ; when hot squeeze in a little lemon juice, and pour it over the artichokes before you serve them to table.

ARTICHOKES À L'ESPAGNOLE.

This dish in general is made of the bottoms, which are dried ; set them the overnight to soak in a pan of water, change it in the morning, and put them in warm water till wanted. An hour before the dinner set them on the fire to blanch and skim them for two or three minutes, then take them out, and put them to stew between bards of fat bacon, as directed in the two former receipts ; when done, and the liquor drained off, place them in a miroton or any other form round the dish, with sauce à l'espagnole over them (see *Sauces*), into which before you serve it stir in a bit of butter with a squeeze of lemon juice.

BEEET-ROOT BAKED.

Take a good red beet, wash it well, and cut off the green, but be careful not to break or cut off the roots, as frequently by that neglect the beet-roots lose their beautiful colour ; bake them in a moderate oven till well done ; when cold cut them in thin slices, or any shape you fancy, to garnish your salads, or for any other use you may want them ; some prefer boiling, but I recommend baking them, for when well baked they cut finer and eat much richer.

BROCOLI BOILED.

Chuse four or six heads of brocoli, according
 . o 5
 to

to the size of the dish wanted, cut off the stalk and split them a little at that end, put them in spring water; have some water on the fire boiling with plenty of salt, into which put the heads of brocoli, and let them boil gently till done; serve them either in the vegetable tureen or on a dish, with butter sauce over them.

FRENCH BEANS BOILED.

Cut each bean in two or three shreds, putting them in water as you cut them, till you have as many as you want, drain them on a sieve, and set them on the fire in boiling water with plenty of salt, to boil quickly till done; serve them on a dish with butter sauce, or tarragon sauce, poured over them (see *Sauces*).

GARDEN BEANS BOILED.

When the beans are shelled boil them quickly in plenty of water with salt; when done toss them in a stewpan, with a good bit of butter, and pepper and salt, and serve them to table with parsley and butter in a boat; the plainest way (and a good one it is), is to boil them with a piece of ham or bacon, which serve to table with the beans round it.

CABBAGE À LA DAME SIMONE.

Six good Savoy cabbages must be blanched, or half boiled, then lay them in cold water; have a veal farce ready (see *Savoury Pies*), and your cabbages being taken out and drained from the water, put a little of this farce into each cabbage, tie them up separately with packthread to keep in the farce, and lay them between bards of fat bacon in a stewpan, to stew gently till well done; take them out to drain, pass the liquor through

through a sieve, take off the fat, let the liquor reduce over the fire till very strong, lay the cabbages on a dish, and pour the gravy over them.

CABBAGE STEWED À L'ESPAGNOLE.

Take as many cabbages as directed in the last receipt, and boil them well; when done drain them on a sieve, tie each separate with packthread, and lay them between bards of fat bacon with some good braize, to stew very gently; take them out of the braize, and lay them in a line upon a clean cloth; cut off the packthread, and roll the cabbages tight up in the cloth for a minute or two, then open the cloth and cut the cabbages in pieces about six inches in length, lay them on the dish; have a sauce à l'espagnole ready, with a bit of butter mixed in it, and one squeeze of lemon; this sauce when very hot pour over the cabbages, and serve it to table. Cabbage stewed in this way is very good, and proper to garnish stewed beef of any kind, sometimes with other vegetables intermixed.

TO MAKE A GARBURE.

[From the Almanach des Gourmands, which may be served in a large dinner as a vegetable for the second course. The Garbure en Maigre as an entrée for the first course. But the next Garbure with Partridges is the most esteemed, though neither can be ranked a genteel dish.]

Begin with having some good stock, or some excellent broth, then take some cabbages, which you must cut into four parts; after blanching and washing them well, press them till they are dry, and tie up each quarter separately; then place some bacon at the bottom of a porridge pot or stewpan, and arrange the cabbages on it, either with some little or large pieces of ham, and a
o 6 fillet

fillet or leg of veal; after covering the whole with slices of bacon, add carrots, onions, several herbs, moisten it with the stock or broth, and let it stew over a gentle fire; when it is well stewed cut some bread, and let it simmer till it is rather thickened with the stock or broth, then drain the cabbages on a clean towel, and press them. Take some gruyère or Parmesan cheese, well grated and mixed in equal parts, then sprinkle your vessel with it; this ought to be of silver, or at least of some substance that will bear the fire. Strew some cheese on a layer of cabbages, then put a layer of the stewed bread, likewise sprinkled with cheese, and so successively till the dish is filled to the brim, taking care that the cabbages must form the under layer, which ought to be more sprinkled than the rest; the dish being filled to the edge, put it to simmer gently, either in an oven or on a stone, a very gentle heat above and below, and serve it up burning hot. At the same time send some very good broth to table, for those that do not like any thing thick.

A GARBURE EN MAIGRE.

Make a good broth of dried peas, carrots, onions and celery; when it is stewed enough strain it, then take some other onions, carrots, and celery, and let them simmer in a saucepan with a little butter; as soon as they begin to stick, pour the peas soup into it, and let the whole stew together; you may add the legs of frogs, carp, tench, but all very fresh, and you will have an excellent dish; press it after tasting it, and proceed as before to make your garbure, except

except that you must use butter to stew the cabbages instead of bacon, and you must moisten it with the liquor of vegetables.

ANOTHER FAMOUS GARBURE.

Roast an old partridge newly killed, take about fifty fine chesnuts well roasted and picked, and put them into the stewpan; bone and skin your partridge, and pound the flesh, drain your chesnuts, put them and the partridge into a mortar, and pound and mix them well together, then put them into a sieve and press them well, then put some bits of bread to stew, and mix them with the remainder.

CAULIFLOWERS À LA CRÈME.

Boil a couple of white cauliflowers as directed for broccoli, have ready some good cream sauce (see *Sauces*) in a large stewpan, into which carefully pick the flower without breaking it; a few minutes before it is wanted, gently toss it over the fire to warm (but do not use a spoon), then put it out in the dish; or when the cauliflowers are boiled, place them neatly on a dish in the form of one, over which put your cream sauce. Sometimes serve them with butter sauce.

CARROTS IN A PURÉE.

Scrape and cut in quarters some carrots, take out the inside pale yellow and do not use it; when you have washed the outsides boil them very tender in plenty of water with salt, then drain them on a sieve, and put them in a stewpan with a good bit of butter; with a wooden spoon stir them over the fire till the butter begins to fry, and the carrots are well mashed, put in a small ladleful of good consommé,

sommé, a very little sugar and salt, and continue to stir them over the fire till nearly reduced to the thickness they were at first; add three table spoonfuls of sauce tournée (see *Sauces*), stir it on the fire for three minutes, and rub it through the tammy in a large dish; if it should be thick and difficult to go through, add a very little more consommé as you pass it; afterwards put it in a stewpan, and before it is wanted stir it over the fire to boil for four or five minutes: if you think it not strong enough, mix in a bit of glaze. This may serve to garnish stewed beef, mutton, lamb, ducks, &c.

CARROTS STEWED.

Cut a strait clear carrot in lengths of about three inches, boil them well, and when done put them to stew between bards of bacon, as other vegetables: you may serve these on a dish by themselves, with brown sauce, but the usual way of serving them is with stewed beef, or with stewed cutlets or fillets of mutton; in short, they are useful as a garnish with other vegetables for many things.

CUCUMBERS À LA CRÊME.

Take four strait rough-coated cucumbers, taste each end that it is not bitter; cut them in half, then in four quarters, and with a sharp knife cut out the seeds and turn off the skin, tossing them in water as you do them; have ready some good clarified butter, into which (when well drained from the water) put in your cucumbers; let them fry (turning them at times) till of a fine light colour, then lay them on a sieve to drain the butter from them; when free from fat, lay them in
a stew-

a stewpan to stew gently, with consommé enough to cover them, a very little sugar and salt, and a round paper over over the whole; when stewed nearly dry, lay them them again on a sieve, then place them neatly on the dish, and pour over them some good cream sauce (see *Sauces*), with a leason of the yolk of one egg with a little cream: be careful to serve it very hot.

CUCUMBERS À L'ESPAGNOLE.

These may be cut and prepared like the last, but instead of cream sauce serve them with sauce à l'espagnole. (See *Sauces*.) The most usual way with this kind of sauce is thus: cut two good cucumbers in pieces, each about one inch and a half in length, take out the seeds and turn off the skin, and round the corners, putting them in water as you do them, then fry them in clarified butter a light brown colour; when done, and well drained on a sieve, put them in a stewpan with a small ladleful of consommé and the same of sauce tournée, a very little sugar, and the same quantity of salt; let these boil very gently by the side of the stove till reduced to half, observing to skim it when any fat or scum rises; if it should not be strong enough for the use you want it, mix in a bit of glaze, adding salt or more sugar if it should not suit your palate: these in general are served with mutton or lamb cutlets, leg of lamb, &c. &c.

CUCUMBERS IN A GRATIN.

Cut in your cucumbers as in the last receipt, and stew them in consommé as à la crème, and when drained from stewing, toss them in
some

some good hot béchamelle sauce (see *Sauces*), with a leason of the yolk of one egg; put them into a dish and shake some fine bread crumbs over them, and with a spoon sprinkle some clarified butter over them and crumbs of bread again; then brown them well over with the salamander.

CUCUMBERS À LA BOURGEOISE.

Prepare and dish your cucumbers as à la crème; the while shred three or four onions very fine, and fry them in butter till brown; when so, and drained off from the butter, put them in a stewpan to simmer by the side of the stove, with four table-spoonfuls of consommé, and the same of sauce tournée (see *Sauces*); when reduced to half the thickness, stir in a bit of butter, and one squeeze of lemon juice, salt if required; pour this very hot over the cucumbers.

CELERY STEWED À LA CRÊME.

Chuse a dozen heads of the best white celery, boil them in salt and water till nearly done, then set them to stew between bards of good fat bacon, with consommé enough to cover them; when very tender, drain them on a sieve, and serve them with a good béchamelle sauce. (See *Sauces*.)

CELERY WITH TOASTS.

Stew them as in the last receipt, then have two or three small toasts made, about three inches square, and well buttered, on which lay the celery, and serve it to table. This is proper for a supper dish.

CELERY

CELERY IN A GRATIN.

Take a dozen heads of white celery, trim off the stringy parts, and the other neatly cut in round shapes, about the size of a shilling; boil them till done, then put them to stew in good consommé, with a bit of butter, a little sugar, and salt; and when nearly dry, drain them on a sieve, toss them in good béchamelle sauce, and finish them like a gratin of cucumbers.

CHESNUTS STEWED.

Take half a hundred Spanish chesnuts, (if for a large dish,) and with a knife nick a bit of the skin off each; shake them over the fire in a stew-pan, with a bit of butter, till the rind and inner skin comes clean off: put them to simmer gently in some consommé, tossing them over at times, but be careful that you do not break them; when they are nearly dry, put to them some good sauce à l'espagnole (see *Sauces*), in which they must simmer gently for a short time: if too thick, add a little consommé and salt to your palate, with the addition of a few stewed mushrooms; serve them with roasted turkey, stewed beef, &c.

CHESNUTS IN A PURÉE.

Having taken off the rind and stewed them in consommé, as in the last receipt, with a wooden spoon mash them together, and put in a little salt and three table spoonfuls of sauce tournée (see *Sauces*); when these are well mixed and boiled together, rub them through the tammy; if stiff and difficult to pass, add a ladleful of strong consommé while rubbing it through. This
is

is served with beef and entrées of cutlets, turkeys, ducks, &c.

ENDIVE IN A PURÉE.

A dozen heads of endive must be picked and well washed in several waters; then having a large stewpan of water boiling on the fire, put in the endive, with a handful of salt; skim it well, and let it boil till done, then drain it on a large hair sieve for two or three minutes, and with a wooden spoon rub it through the same sieve into a dish; put it in a corner of the sieve again for an hour or more, to drain the water from it, then stir it on the fire in a stewpan, with a bit of butter; when it is well melted, put in three or four table spoonfuls of good consommé, and continue stirring it on the fire till it boils to its former thickness; when so, mix in three spoonfuls of béchamelle sauce: for a minute boil it on the fire, take it off, and stir in the yolk of one egg with a little cream, and salt, with a very little sugar if required. Serve it with fillets of chicken sauté, lamb cutlets, or for a second course dish, &c. &c.

ENDIVE STEWED.

The same quantity of endive may be taken as for the last receipt, but observe it must be the best; pick off what you think bitter, wash it well, and blanch it whole in plenty of water, with a good handful of salt: when done lay them on a sieve to drain, and proceed as directed for cabbage à l'espagnole, but instead of braize to stew them in take good strong consommé. Serve it as a garnish, or with sauce à l'espagnole, or béchamelle sauce.

JERUSALEM ARTICHOKEs.

These must be neatly peeled, and boiled very gently by the side of the stove, with a little salt in the water; when well done (but not too much, for it will then be impossible to make them look well,) place them on the dish, and serve them with plain butter sauce, or italienne, béchamelle, &c.

LETTUCE FARCE À LA DAME SIMONE.

Proceed with these as directed for cabbage à la Dame Simone, but you may make the farce finer, by introducing chickens with the veal, and instead of braize stew them in consommé. Serve them with the same kind of strong sauce, or, for a change, béchamelle.

LETTUCE IN A PURÉE.

Dress these in the same manner as endive.

LETTUCE STEWED TO GARNISH BEEF.

Observe the receipt for stewed cabbage, and dress these in the same way.

LEEKs WITH TOASTs.

Take a dozen fine leeks, split them nearly in half, and wash them well; tie them like asparagus, and put them in a stewpan of boiling water with a handful of salt: when well done, put them out on a sieve to drain, the while have one or two thick toasts, well buttered, on which lay the leeks, and serve them to table.

MUSHROOMs STEWED.

The mushrooms being cleaned and peeled, set them over a moderate fire, with a bit of butter, a little pepper and salt, and a few of the trimmings chopped fine; toss them about that they do not

stick to the bottom, and when the butter begins to fry put in a very little consommé; when they have stewed a few minutes longer, add to them some good strong sauce à l'espagnole, let them boil again for a short time, and before you serve them stir in a bit of butter and one squeeze of lemon juice.

MUSHROOMS BROILED.

These must be of the largest sort, but be careful to take none but those that grow in the open pasture land, for those that grow near or under trees are poisonous, and not proper to be used in cookery. The skin looks yellow, and the under part has not the clear flesh colour of the real mushroom, besides which they smell rank and disagreeable; but the skin of a good mushroom is white and clear (when not old), the under part a fine flesh colour, and the smell is pleasant: these only are the kinds to be used. Pepper and salt them well, lay them with the stalk upwards on a small gridiron, broil them rather quick, and serve them with strong gravy.

SMALL MUSHROOMS À LA CRÈME, OR WITH CREAM SAUCE.

To small mushrooms, as in sauce tournée (see *Sauces*), put some good cream sauce, in which let them boil a few minutes; toast the crust of a rasped French roll, fill it with the mushrooms, turn it over on the dish, and pour the remainder over it.

MUSHROOMS IN A GRATIN.

These are prepared with cream sauce, like the last; put them out into the dish, shake some fine crumbs of bread over them, and sprinkle them
with

with clarified butter, then crumbs of bread again; before you serve them brown them with the salamander.

MUSHROOMS IN A MARINADE FRIED.

Chuse some good button mushrooms, peel them, and put them to pickle (for a day) in half vinegar and half water, salt, one clove of garlic, peppercorns, parsley, carrots, and onions; have some good fresh lard on the fire, take the mushrooms from the pickle, shake them in flour, and fry them while the lard is hot, laying them on paper as you do them; serve them with a sharp sauce, made of three table spoonfuls of butter sauce mixed with a little glaze, and the juice of nearly half a lemon.

ONIONS AND BEETROOT IN A SALAD.

Boil some sound large onions till well done, then set them on a dish to cool; having some beetroot well baked, cut it into thin slices, and the onion the same, then lay a slice of onion between two of beet, putting them into the form you please, on the dish; pour over them an Italiane sauce as for Italiane salad (see *Sauces*), and serve it to table.

ONIONS FRIED.

Take either large onions, slice them very fine, and fry them in good clarified butter, or small round onions, done the same as for garnishing with any other vegetables, &c.; if for steaks, or any thing plain, fry them in the fat after the steaks, &c. are fried; but be careful not to let them burn, as of course they will acquire a bad taste.

POTATOES IN A PURÉE.

Peel and slice some potatoes, and set them on the fire in a stewpan of cold water, with a bit of butter and a little salt; let them boil very gently till done, then pour them on a sieve to drain; when the water has run off, mash them well together over a stove, with a good bit of butter and a little salt; when the butter is well mixed, stir in some thick cream, and rub them through a hair sieve: this may be served as a supper dish, with crumbs of bread over it, browned with the salamander, or served in the centre of lamb or mutton cutlets, &c.

POTATOES À LA MAÎTRE-D'HÔTEL.

Boil a few kidney potatoes; when done neatly trim them, lay them in a miroton round the dish, and pour over them sauce à la maître-d'hôtel, (see *Sauces*): you may serve them with an Italiane sauce, or any other.

YOUNG POTATOES À LA CRÈME.

Take some fine young potatoes, when they first come in; boil them in a little water with plenty of salt, and when done neatly take off the skin; toss them in good cream sauce, and serve them at the second course.

PEAS PLAIN BOILED.

Have on the fire a large pan of spring water, when it boils, put in the peas with a handful of salt, and a stalk of mint; when done, drain them in a colander and toss them into a stewpan with a good bit of butter, a little salt and pepper; if for the second course, be careful that they are the very youngest, and leave out the pepper.

PEAS STEWED À LA FRANÇOISE.

Boil some very young peas in plenty of spring water and a bit of salt; when done drain the water off, and set them to stew with a bit of butter, green onion, and a small bunch of parsley, a little sugar and salt, let these stew together for a few minutes, then add two or three spoonfuls of consommé; when they appear dry, add some cream sauce, but be careful not to put too much, if for the second course, as there is not so much required as for an entrée in the first course; before you serve them mix in a leason of the yolk of one egg with a little cream.

PEAS À LA BOURGEOISE.

Cut in squares two or three cabbage lettuces or heads of endive, three green onions, which fry in clarified butter, of a fine brown colour: the lettuces being well washed and drained from the water, put them in the pan with the onions to stew very gently till done, and then drain them on a sieve. Toss them together with the peas, and stew them as directed in the last receipt, à la Françoise.

PEAS IN A PURÉE.

Proceed as directed for peas soup, but let the purée be much thicker, and put in a little more sugar and salt; this will serve to garnish a stewed leg of lamb; lamb or mutton cutlets, ducks stewed, &c.

PARSNIPS BOILED.

Boil them in plenty of water with salt, till tender, then serve them on a dish by themselves; or when boiled, cut them in slices, and toss them

up in a good bit of butter: they are eaten in general with salt fish.

PARSLEY FRIED.

Pick some parsley, (but not very fine) wash it well and set it in on a sieve to drain; after the fish, croquettes, &c are fried, while the fat is very hot, put in the parsley, stir it about with a colander spoon for a minute, then spread it out on a sheet of paper; this is generally used for croquettes or fried fish.

SPINAGE BOILED.

This is apt to be gritty, so pick and wash it well, in several waters; the while have a large saucepan of water, boiling on the fire with plenty of salt in it, into which put the spinage, and when done, pour it into a colander; squeeze it well, cut it in squares, lay it on a dish, and serve it to table.

SPINAGE WITH SAUCE.

Boil this as the last, and when the water is well squeezed from it, lay it on the table, chop it fine, put it in a stewpan with a bit of butter over the stove for a few minutes, till the butter is melted, and begins to fry; then add a small ladleful of gravy; when that is reduced, put in three table spoonsful of sauce tournée, stir it over the fire for a few minutes longer, and add a very little salt if not enough; then put it out on the dish, spread it smooth with a knife, and cross it each way, place round it garnitures, or toasted bread.

SORREL IN A PURÉE.

Young sorrel is the best; wash and drain the
water

water from it well, put a bit of butter in the bottom of a stewpan, and put in the sorrel, cover it down close, and set it stewing very gently till well done; drain it on a hair sieve for a few minutes, rub it through on a plate, and when all through, put it in a stewpan with a bit of butter, a very little sugar and salt, then treat it the same as spinage, but instead of sauce tournée put béchamelle, or cream sauces.

SALSIFY.

Scrape and wash the salsify, and boil it in plenty of water with salt till done, then set it to stew in good strong veal braize (if you have any); serve it on a dish for the second course, with butter, béchamelle, Italienne or tarragon sauce. Or when it is boiled, instead of stewing it, make a batter, but much stiffer than for batter pudding, into which dip the salsify, and fry it in hot lard; serve it dry, or with a strong brown sauce under it.

SCORZONERA.

Proceed in the same manner as for salsify.

TURNIPS IN A PURÉE.

See mutton cutlets.

TURNIPS IN A HARICOT BLANC.

Turn your turnips in the shape of a barrel, or cut them like dice. Boil and skim them well till nearly done, put them to stew in some good light coloured consommé, with a small bit of butter, a little sugar and salt; a round paper over the whole, and be careful to keep them as white as possible. When done put them on a sieve to drain. Neatly place them on the dish and pour over them some cream sauce. These in general

P 4

are

are used as garnish, for boiled chickens, cutlets, &c. cut and stew some celery in the same manner as turnips, which intermixed with them, will make a great improvement.

TURNIPS À L'ESPAGNOLE, OR IN THE SPANISH WAY.

Let the turnips be cut as in the preceding receipt. Have some clarified butter ready on the fire, in a large stewpan, into which put the turnips, and fry them of a fine brown colour, then put them on a sieve to drain; have a stewpan on the fire, half veal espagnole and half sauce tournée, into which put the turnips with a very little sugar and salt, and let them boil gently by the side of the stove till nearly reduced to one half; if not strong enough gently mix in a bit of glaze. These in general are used as a garnish.

PLAIN SALAD IN THE ENGLISH FASHION.

Take two or three gorse lettuces split in two, wash them and cut them across into eight or nine pieces, with which intermix small salad, celery, and beetroot, cut in pieces, a few young radishes, sliced cucumber, and a boiled egg cut in pieces and garnished about it: then prepare a sauce with two yolks of eggs boiled hard, which rub well together in a basin with a wooden spoon; a little pepper, salt, and mustard, when these are mixed to a smooth paste, begin by putting in a very little oil, mixing it between each teaspoonful, when as much as necessary is put, mix in the vinegar the same. If the sauce is mixed as directed above, it will never require shaking, and it will always appear like cream; to see particles of oil on the top of the salad liquor looks
very

very bad. Pour this over the salad, or serve it in a cruet.

EGGS IN DIFFERENT WAYS.

Buttered Eggs.

Omelet.

Eggs au Miroir.

—— poached.

—— with Sorrel.

Eggs à la Bourguignote.

—— in Paste fried.

—— with Anchovies.

—— with Cream.

—— à la Suisse.

BUTTERED EGGS.

Break into a stewpan nine whole eggs, and three yolks, which beat well up, then add nearly a quarter of a pound of butter, two spoonfuls of béchamelle sauce and a little pepper and salt, stir them over a gentle fire, till they become thick (stirring them the whole of the time with a wooden spoon) ; put them into the dish, and garnish them round with toasted bread or garnitures of puff paste. Do not leave them too long on the fire, or they will get hard.

AN OMELET.

Beat up in a basin the same quantity of eggs as in the last receipt, to which put a little pepper and salt, four table-spoonfuls of cream sauce, a little thick cream and a small bit of butter ; all these being well beaten up together, have a frying pan over a brisk fire with a good bit of butter in it, into which pour the eggs, and stir them quickly about till they turn rather thick, then take out the spoon, hold them over the fire to brown ; and turn them on a dish with the brown side upwards. You may put to the eggs before they are fried, either parsley, lemon, thyme, and mushrooms, chopped fine, and stewed in butter, or some grated ham. Or lay some stewed aspa-

ragus peas under the omelet. Be careful the pan is perfectly clean.

EGGS AU MIROIR.

Set a cutlet pan over the fire with a bit of butter in it, into which when melted, break five or six eggs, and sprinkle them over with pepper and salt. When the white is well set, and the egg done, with a plain cutter cut each egg out separately, and lay them on the dish with a good strong gravy under them.

POACHED EGGS.

Take a middle sized stewpan, fill it almost with water, and near a pint of vinegar, set it over a brisk fire; when it boils, break in three eggs, and cover them closely, they will be done in a minute and a half; which you must try with a colander spoon; when done, take them out, trim them, and put them in another pan of cold water, so proceed till you have as many as you want. About half an hour before they are wanted set the stewpan, with them in, to warm gently by the side of the fire.

EGGS WITH SORREL.

Have a purée of sorrel (see *Vegetables*), which lay in the dish, and over it lay five or six poached eggs. You may serve eggs with spinage in the same manner.

EGGS À LA BOURGUINOTE.

Beat up the whites of seven eggs, to a strong froth, then add fine powdered sugar to them, till they look perfectly smooth; have a large stewpan with some milk in it boiling on the fire, then with a spoon take up some of the whites and drop in three spoonfuls; cover them close,
and

and when boiled up once, with a colander spoon take them out and lay them on a large hair sieve; proceed thus till you have done the whole; stir nearly a pint of thick cream with some pounded orange flower and ratafie, and the yolks of two eggs, some sugar rubbed with lemon peel scraped in, stir them on the fire till they boil, pour it out in the dish, and lay your eggs on the top. A border placed round the dish will be an improvement, for which see *Pastes*.

EGGS IN PASTE FRIED.

Chuse some of the smallest eggs, poach them as usual; when trimmed and cold, carefully dry them in a cloth; then have a paste, as for rissoles, into which lay the eggs, cut them the same shape, fry them in the same manner, and serve them very hot, on a napkin.

EGGS WITH ANCHOVIES.

Take two or three French rolls, cut them into slices, (but not very thin) and toast and butter them; over them cross shreds of anchovies, place them on the dish, and before you serve them, lay a poached egg on each toast.

EGGS WITH CREAM.

Whip up a pint of thick cream into a strong froth, to which put plenty of pounded orange flower and sugar; beat up the yolks by themselves, and the whites by themselves into a smooth froth; mix the yolks with the cream, and then the whites; squeeze the whole through a tammy; fill some cream cups with it; put it in a balneo maré with fire under and over it, till it is perfectly set and done; then serve it in the cups.

EGGS À LA SUISSÉ.

Prepare your eggs as for au miroir, lay them in the bottom of the dish, which must have a border strong not deep, for which see *Pastry*, and over them pour a good brown sauce with grated Parmesan cheese in it; on the top sprinkle some bread crumbs with cheese, then clarified butter and crumbs again; then with the salamander brown it nicely over.

SAVORY PIES, PÂTÉS, AND
RISSOLES.

Forcemeat for raised Pies, &c. &c.

Another

Forcemeat of Veal.

Petits Pâtés à la Reine.

————— de Godiveau.

————— aux Légumes; or with Vegetables.

————— de Faisan, ou Truffles.

————— à l'Espagnole.

————— de Ris de Veau, or with Sweetbreads.

————— of Chicken Livers with Truffles.

————— de Quenelles de Veau, or with Forcemeat.

————— of Sturgeon.

————— of Soles.

————— of Pike.

————— of Lobsters.

————— of Oysters.

————— of Shrimps.

Vol au Vent, with the different Things used to garnish it.

A raised Pie to be served hot, either of Mutton, Partridge, Chicken, Carp, or Eels.

✓ A French raised Pie, to be served cold.

Pork Pie.

Pigeon Pie hot.

Venison Pie or Pasty, cold.

————— to be served hot.

Plain Chicken Pie.

——— Veal Pie.

——— Beef Steak Pie.

Plain Mutton Pie.

— Giblet Pie.

Rissoles à la d'Artoise.

Cammelon à la Luxembourg.

Sea Pie or Pudding.

FORCEMEAT FOR RAISED PIES.

Chop some parsley, lemon thyme, and mushrooms, set them on the fire with a small bit of butter, and one clove of garlic, stir them till the butter begins to look clear, then put in the crumb of a French roll, and cover it with good consommé; stir it on the fire till it has boiled to a paste, then take it off; take a dozen fat chickens livers, set them on the fire in cold water with salt; when they begin to boil take them off, drain them from the water, trim off any part that looks bad, and fry them in a little clarified butter till done; put them all in the mortar, pound them till smooth, with the yolks of two eggs boiled hard; then add to them about two ounces of fat, from a fillet of veal that has been dressed, which mix together; then add the bread and pound the whole well; when they are well blended, put in two or three bits of truffiles or the liquor from them; two whole eggs and the yolks of three, with pepper, salt, and pounded spice to your palate, rub the whole through a fine hair sieve, put it in a basin, and cover it with bards of fat bacon till wanted.

ANOTHER FORCEMEAT.

Prepare some fine herbs with the crumb of a French roll, as directed in the last receipt, take out the nut of a good fillet of veal, cut off all the skin, shred it, and chop it very fine; when nearly chopped enough add the bread, a few truffiles

truffles and their liquor, some good fat bacon, and ham shredded and put into it: finish it with pepper, salt, spice and eggs, as directed in the last receipt: but observe to chop and mix it well till the whole is in, then put it by for use. This is used for pies when livers are not to be got.

VEAL FORCEMEAT.

Prepare some fine herbs with bread and consommé, as directed for raised pie forcemeat, which set on a plate to cool; then take the nut out of a fillet of veal, cut the veal in slices and scrape each slice till you have entirely taken the meat from the sinews, chop it well, put it in a mortar, pound it, and when pounded, rub it through a fine wire or hair sieve; take the side fat from a dressed fillet of veal, cut it in pieces and pound it till perfectly smooth; the bread being cold put it into the fat, rub and pound them well together, and rub them through the sieve to the veal; having it so far ready, put the whole in the mortar again, pound and rub it well altogether; put in one egg first, and then the yolks of two, with some fine white pepper and salt; when the whole is well corporated (if not wanted for use immediately) put it in a basin with bards of bacon laid over it; when wanted turn it out, roll it into balls, lengths, or whatever shape you wish. If you like to make yellow balls, as for turtle soup, or for calf's-head hash, proceed thus: take two table spoonfuls of the veal forcemeat; rub and pound it well in the mortar, with the yolks of six eggs boiled hard, and one yolk unboiled, to bind them together; when it looks perfectly smooth take it

it out, and roll it into balls; set some water on the fire with salt in it, and when it boils, put in the forcemeat; if small balls five minutes boiling will do, if larger set your time accordingly. If you wish this forcemeat particularly fine, use chicken or rabbit instead of veal, or half veal, and half chicken; if coarse it may be made with good tender beef, but as it requires to be higher seasoned, a little spice may be added; mind of whatever it is made, let it be well mixed and pounded, without which it cannot be light, or as good as it should be.

PETITS PÂTÉS À LA REINE.

Take the fillets of one or two roasted chickens, which shred and chop very fine, then mix it in some good cream sauce (see *Sauces*); before you fill the pâtés make it very hot, and mix in a leason of the yolk of an egg, with a little cream; be careful to fill your petits pâtés well, but not to run over.

PETITS PÂTÉS DE GODIVEAU.

Take either veal, chicken, or partridge, make it into a kind of forcemeat in the manner of croquettes (see *Chicken*), but you may add a few truffles chopped very fine; when cold roll it into small round balls; roll out a piece of puff paste rather thin, cut it about an inch and half square; egg one square a little, on which lay a ball of forcemeat, and another square of paste over it to meet the bottom one, when both are joined; with a plain round cutter, trim off the corners, egg them, make a hole in the top and bake them in a moderately hot oven. Scrape off the bottom before you serve them.

PETITS PÂTÉS AUX LÉGUMES, OR WITH
VEGETABLES.

Cut half a dozen cabbage lettuces in squares, having well washed them, stew them gently in clarified butter, drain them on a sieve, and stew them again in good consommé; some young peas stewed, cucumbers, celery, mushrooms, and truffles (if you have them), cut square and stew them as before directed. Having put the whole on a sieve to drain off the liquor that might remain, toss them in good béchamelle sauce; make it very hot, put in a leason of the yolk of an egg with a little cream; a very little sugar and salt; and fill your petits pâtés.

PETITS PÂTÉS OF PHEASANTS AND TRUFFLES.

Mince the breast of a pheasant very fine that has been roasted (or you may sauté the breast of a pheasant and mince it), mince also some stewed truffles; mix them in a good strong butter sauce, to which add a little veal glaze, make it very hot, squeeze in a little lemon juice and the yolk of an egg, with a very little cream, and fill your petits pâtés.

PETITS PÂTÉS À L'ESPAGNOLE.

Take the fillet off a stale tender neck of mutton, cut off all the skin and nerves, shred it as fine as possible, put it in a stewpan with a little good butter and salt, and stir it over a quick fire for four or five minutes till done; then set it on one side, reduce a pint or more of strong consommé to a glaze, put it into butter sauce enough for the pâtés, mix it well together with a little lemon juice and a few small button mushrooms;

mushrooms; put it to the minced mutton, make it hot, and fill your petits pâtés.

PETITS PÂTÉS DE RIS DE VEAU, OR OF VEAL
SWEETBREADS.

Stew a couple of sweetbreads between bards of bacon in good beef or veal braize till well done, then take them from the fire, and let them remain in the braize till cold; cut them in small squares, toss them in some hot béchamelle sauce, to which put a leason of the yolk of an egg with cream, then fill your petits pâtés.

PETITS PÂTÉS OF CHICKEN LIVERS WITH
TRUFFLES.

Having blanched ten or a dozen of fat livers, fry them gently in butter till done, let them cool and mince them in small squares, and some stewed truffles, mince the same; take two or three table spoonfuls of sauce tournée (see *Sauces*), which boil for two or three minutes with a little truffle liquor, then mix in a bit of butter and some glaze to make it brown and strong, with a squeeze of lemon; stir this with the mince and put it into the petits pâtés.

PETITS PÂTÉS DE QUENELLES DE VEAU, OR OF
VEAL FORCEMEAT.

Make a forcemeat of veal as directed (see page 248), this roll in very small balls, which blanch in some plain broth till done; drain them on a sieve and stew them in consommé enough to cover them till nearly dry; mix them in cream sauce with a few small mushrooms, make it hot and fill your petits pâtés.

PETITS PÂTÉS OF STURGEON.

Take a piece of sturgeon that has been roasted the day before, cut it into small squares, and put them in a stewpan with a few mushrooms minced very fine, to which put a few spoonfuls of cream sauce; before you fill your pâtés squeeze in a little lemon juice, with the yolk of one egg mixed with a little cream, and salt if not enough.

PETITS PÂTÉS OF SOLES.

Mince the fillets of soles in small squares and proceed in the same manner as for sturgeon.

PETITS PÂTÉS OF PIKE.

Mix some butter sauce in a small stewpan with a bit of glaze to make it strong: having filleted a pike and sauté it as for entrée, cut it in squares, which put into the sauce with a squeeze of lemon, and a leason of the yolk of an egg, with a very little cream; make it hot, but not boiling, then fill your petits pâtés, or you may serve them with cream sauce, as sturgeon and soles.

PETITS PÂTÉS OF LOBSTER.

Having a good lobster well boiled take out the meat, cut it in small squares into a stewpan; the spawn or coral put into a clean marble mortar, with about half as much butter as there is spawn, which pound till it appears perfectly smooth; scrape it clean out of the mortar with a card, and rub it well through the tammy into a dish; take a few small spoonfuls of béchamelle sauce, with which mix the lobster spawn pounded, make it very hot, squeeze in a little lemon juice and a small bit of glaze, which mix together;

gether; put it to the lobster and fill your petits pâtés. Cray fish the same.

PETITS PÂTÉS OF OYSTERS.

Take five dozen fine oysters, blanch them in their liquor with a little salt, with a colander spoon take them out of the liquor, beard them, put them into another stewpan as you do them; to which pass their liquor through a sieve, and set them on the fire to boil for half a minute, then put them on a sieve to drain, cut each of them in four bits; put them over the fire in a small pan with a bit of butter; when they have been on till the butter begins to look clear, put to them half béchamelle and half butter sauce, with a small bit of veal glaze; make them very hot, but not boiling, squeeze in some lemon juice, and fill your petits pâtés. When you blanch the oysters at first, be careful they do not boil too much.

PETITS PÂTÉS OF SHRIMPS.

Take shrimps enough for your petits pâtés, and after boiling them, pick them well from the shell, tossing them in a small stewpan with a bit of butter over the fire for two minutes, then put in three or four small spoonfuls of butter sauce; pick, wash, and pound four anchovies, with a small bit of butter, rub them through a sieve, mix them with the shrimps and sauce; stir it well, make it hot, and squeeze in some lemon juice, then fill your petits pâtés. If you like, instead of anchovies, colour the sauce with lobster spawn.

VOLS AUX VENTS, WITH THE DIFFERENT THINGS USED TO GARNISH THEM.

For a vol au vent make a pound, a pound and a half, or two pounds, of good puff paste; being very careful in rolling it out, that one part is not thicker than another; observe, also, that when you have given your paste six turns (which it is usual to give puff paste), roll it very gently, and let it be tolerably thick; butter a baking sheet, on which lay the paste, then with a sharp pointed knife cut it either round, oval, or square, to the fashion of the dish it is intended for; when cut out, mark it round the edge the same as a common pie; egg the top without touching the edge, then with the point of your knife mark round the part you mean to cut off, to take out the inside; bake it in a moderate hot oven, be careful not to take it out before it is thoroughly done; if it should take too much colour, lay a sheet of paper over it; as soon as it is done, take out the inside, gently scrape the bottom, and lay it on a sheet of paper. Now observe, for a vol au vent, you may put in entrées of chickens, pigeons, partridges, ducks, veal, sweet-breads, with aragoût, &c. &c. all of which you will find by applying to the respective things already mentioned; for instance, a blanquette of chicken, or veal with mushrooms or forcemeat, a salmis of partridge or wild ducks, a fricassée of rabbits, pigeons à l'espagnole, collops of cod fish à la crème, fillets of soles à la béchamelle, and eels à l'espagnole, &c. &c. All these will be found in the different parts of either fish, flesh, or fowl.

RAISED PIE TO BE SERVED HOT.

Make a stiff paste as directed for raised pies, which mix with warm water; when well mixed and blended together, roll it out tolerable thin; cut a piece out for the bottom, and two for the sides, according to the shape of the dish, egg the edges of the parts you mean to join and press them well together, so that the joining may not be seen; shape it, garnish it with leaves or festoons, according to your fancy, fill it nearly to the top with bran, egg it, and bake it in a moderate hot oven; when done of a fine light colour turn out the bran, and set it ready for what you intend to put in, which may be either cutlets of mutton stewed with vegetables, partridges farced with a brown sauce, chicken cut up with a ragoût in a brown sauce, stewed carp, or eels, &c.

A FRENCH PIE RAISED TO BE SERVED COLD.

Bone some chickens, partridges, or pheasants, more or less, according to the size you intend your pie, and be careful that no particle of bone remains, and that you do not break the skin; when the whole is boned, with pepper and salt sprinkled in, fill it well with the forcemeat made of chicken livers (see the first receipt), and lay in long slips of lean ham, truffles, and fat livers; then close your chickens or whatever they are, by drawing the skin of the neck over the part that is open; raise your pie as in the last receipt, only let the crust be much thicker, and secure all the joining parts; when so far done, cut some large thin slices of fat bacon, lay them first at the bottom, then all round the sides;

make what you intend to put in, to the shape of the pie as nearly as you can by filling up every part, that there may be no cavity under the meat, or it may occasion your pie to fall or go out of shape; when all is placed in, cover it well over with fat bacon, and three bay leaves laid on the top; for a little gravy put in some liquor in which truffles have been stewed, or some good strong veal or beef braize, egg the edge of the pie round and lay on a good thick cover, joining it well to the edge, that being a great support to the pie, then neatly trim it all round; on the top of the crust form a star of leaves, with a hole in the centre; on the side festoons, leaves or garlands, according to your fancy; egg it lightly over, and bake it in a hot regularly heated oven; one of a small size will take four hours, a larger accordingly; be careful on first putting it in that it does not catch and burn, which it is apt to do, and in that case, have plenty of paper ready to lay over it. Before the pie is quite done, set on some good consommé or veal braize, to boil till it is very strong, pour it into the pie as soon as it comes out of the oven, and set it to cool; if the next day it should appear to have taken all the gravy, add more. It had better stand three or four days before it is served; sometimes for a change take off the cover, and in its place sprinkle some clear savoury jelly on the top. This is a good dish for the side table.

PORK PIE TO BE SERVED COLD.

Make a short paste as for tarts, butter a large deep copper mould, or a stewpan will do, round the bottom and sides, place the paste tolerably thick,

thick, and having stewed the pork with pepper and salt and a little grated nutmeg, place it in the crust with the gravy over it; cover it in with a good crust on the top, garnish it over with leaves, egg it, and bake it in a moderate oven; when done take it out, letting it stand in the mould till cold; and having stewed some odd bits of pork or bones for gravy, reduce it till it becomes tolerable strong, turn the pie out of the mould, and pour in the gravy. If you have no bits of pork to make gravy, beef will do; it must not be cut till thoroughly cold; the odd pieces near the spare-rib, the kidneys, &c. do very well for this pie; the less bone, the better it will cut.

PIGEON PIE.

Chop some parsley and lemon thyme with a few mushrooms, these stew in a little butter, into which put half a dozen young pigeons, with pepper and salt in their insides, and their legs turned in; stew them for a few minutes and turn them; when they begin to fry, put in consommé enough to cover them, in which let them stew till well done; take them from the fire to cool; the while make a good puff paste, part of which roll out and place round the edge of the dish; lay the pigeons in with the yolks of four eggs boiled hard, and pour over them half the liquor they were stewed in, and a little pepper and salt; then lay on the top paste, trimming it neatly round, as you would any other pie; on the top form a star of leaves with a hole in the centre, egg it lightly over, and bake it in a moderate oven, taking care that it has not too much colour; when done, add a little butter sauce to the liquor
q 3 that

that remained from the pigeons, make it very hot and pour it on the pie. Serve it hot, either for a remove or side dish.

VENISON PIE, OR PASTY.

Take one or two breasts of venison (according to what size you want the pasty), take out all the bones, beat it very flat, and shake some pepper and salt over it, roll it up as tight as possible, and tie it well up with strong packthread. Set the bones and trimmings cut off to stew, with carrots, onions, parsley, one clove of garlic, thyme, bay leaf, peppercorns, and allspice; when stewed till nearly dry, fill it up with half beef or mutton braize and half water, which let boil very gently till the trimmings of venison are done; then put in the roll of venison, lay paper on the top, cover it close, and set it to stew gently with fire under and over. When thoroughly done take it from the fire, and let it remain in the liquor till nearly cold; then make a plain paste of four pounds of flour and one of butter, as for raised pie; but, instead of mixing it stiff, let it be as soft as possible; take a part of this paste, lay it as thick as you can round the edge of the dish; take the venison, cut off the packthread, skin, and lay it in the dish, to which add some of the gravy it was stewed in; cover it over with the remainder of the paste, trim it neatly round, make a hole in the top, egg it, and bake it in a gentle oven for three or four hours: reduce the liquor it was stewed in till strong, when the paste is done pour it in, and serve it when thoroughly cold. Your pasty cannot be too thick.

VENISON PASTY TO BE SERVED HOT.

Take a breast and neck of venison, the breast cut in pieces to stew for gravy for the neck; the breast being well stewed and filled with mutton broth, or braize and water, cut the neck of venison into cutlets (but do not cut off the fat like mutton cutlets); set them to stew in the venison liquor till done, in which let them stand till the liquor is nearly cold; have then a puff paste, or a short paste will do, which lay tolerably thick round the edge of a deep pudding dish, lay in the cutlets of venison with some of the gravy they were stewed in, some port wine, sprinkle them over with pepper and salt, egg the bottom paste, and lay on a thick top paste; trim it as usual (but there needs no ornament on the top), egg it, and bake it a little more than an hour in a moderate oven: reduce the gravy with half a bottle of port wine till very strong, mix in a very little cayenne pepper, and pour it into the pasty just before you serve it.

PLAIN CHICKEN PIE.

Cut up a couple of chickens as for a fricassée, which stew in fine herbs like pigeons; finish it in the same manner as pigeon pie.

VEAL PIE.

Take a neck, or a nut, cut out of the fillet, which cut in collops, stir it over a quick fire with a bit of butter till it begins to brown, then put water enough to cover it, with a little pepper and salt, in which let it stew till done enough, then take it from the fire to cool. Make the pie like another with puff paste, laying the veal in
 q 4 the

the dish with thin slices of ham between, the yolks of two eggs boiled hard, a little pepper and salt, and half the gravy of the veal; cover it over with the paste, trim it neatly, make a star of leaves on the top, egg it, and bake it till well done, then put in the remainder of the gravy, made hot, with a little butter sauce.

BEEF STEAK PIE.

Cut some tender steaks from the rump, stir them on the fire with some chopped parsley and thyme and a bit of butter, then add a little water, letting them stew till tender. Make a short paste, which lay round the dish, place in the steaks, with the yolks of two eggs boiled hard, a little pepper and salt with the gravy; then neatly cover it over with a bit of paste, trim it, and finish it off as usual; if, when baked, it should want gravy, put in some good beef stock.

MUTTON PIE.


Stew a neck of mutton cut into cutlets in a stewpan with a bit of butter, when they begin to fry put in water enough to cover them, in which let them stew till done. Lay a short paste round the dish as usual, put in the cutlets with a few young potatoes, or old ones cut into slices, with pepper and salt, and their gravy, put the paste over them, finish the pie, and bake it like another; if gravy is wanting, put some mutton or beef gravy.

GIBLET PIE.


The giblets being well scalded and washed, put them to stew like mutton cutlets, but longer, till they are very tender. You may either make

a puff or short paste to bake them in; when you lay them in the dish, add the yolks of two eggs boiled hard, with pepper and salt, and their gravy; form a star of leaves on the top, egg it, and bake it. If you wish it to be particularly good, reduce some consommé with a little Madeira wine, and pour it into the pie. The giblets proper are the head, neck, pinions, heart, gizzard, feet and liver.

RISSOLES À LA D'ARTOISE.

Make a kind of forcemeat of chicken, partridge, rabbit, for sweetbread, &c. for which see *Croquettes*, and make a rissole paste (see *Pastes*), which roll out very thin; the forcemeat make into small round balls, lay them at an equal distance on the paste, lightly egg it, and turn the end over, cut it with the gicing iron into this form , prick each of them, and fry them quickly in good lard, laying them on paper as you do them; serve them very hot with a napkin under them.

CAMMELON À LA LUXEMBOURG.

The same paste and meat, but make it into this form , oblong instead of circular.

SEA PIE.

Take small pieces of a rump or round of salt beef, bits of pickled pork, veal and mutton cutlets, a duck cut in pieces, onions and potatoes cut in slices, and season them well with pepper and salt. Make paste with beef suet chopped very fine, some flour, water, and a little salt; knead them well together, roll out the paste, lay it over

a large basin, well buttered, then put in the ingredients; cover it with another paste, tie it in a cloth, and boil it five hours; when done, turn it out of the basin on a large dish, and put in some good gravy.

PART III.

DIRECTIONS FOR DIFFERENT KINDS OF PASTES, TARTS, PATTIES, PIES, AND PUDDINGS.

Preliminary Hints and Observations.

In the first place be careful that your slab or paste table, rolling-pin and cutters are clean and free from all old paste; and be very particular that the flour and butter are both good. Have a dry sieve always in readiness, in or by the flour tub, so as to use none without sifting it; for though it may appear pure and fine, bran or small particles of stale paste may have fallen into it, therefore sifting is always necessary. Next, be steady and careful in the management of your oven. Puff pastes require a moderately hot oven, not too hot or it will spoil the shape and turn it over; tart paste, or short crust, requires a slower oven; petits choux, one still slower; but for raised pies, let it be as hot as for puff paste at first, and well closed, or the pies will fall. So, when you have a dinner where paste is necessary, endeavour to make it in the morning; have your oven first heated for the puff paste, which bake first; then let your oven go gradually down and
bake

bake your pastes in rotation as the heat falls. Savoy biscuits require a cool oven, and gradually raise the heat as your biscuits are baking. For soufflés, or light puddings, have a gentle oven, and contrive so as to have them ready by the time they are wanted, or they will fall. Be careful to keep your oven clean, and that there are no remains of sugar or fat that may have boiled over from any thing you have been baking.

Puff Paste.	Grape Tart.
Short Paste.	Tartlets.
Paste for raised Pies.	Gâteaux Prussiens.
Sweet Paste for Timbales.	———— de Cerise, or Cherry
Paste for the Borders of Dishes.	Cakes.
———— for Rissoles.	Glazed Chesnut Pies, from the
Almond Paste.	Almanach des Gourmands.
Gum Paste.	Baba.
Petits choux garnis.	Brioche.
Pain à la Duchesse.	Gâteaux de Seve.
Gâteaux de Boulogne pralinés.	Echaudé.
Petits choux à la d'Artoise.	Pâtés de Genoisse.
———— la Reine.	Gâteaux de Madeleine.
———— Meringues.	———— de Chocolat.
Gâteaux à la Crème.	Petits Bouchés.
Ramaquins.	Jealousy renversé.
Apricot Tart.	Cammelon à la Dauphine.
Apple Tart.	Gâteaux de Rosquelle.
Currant Tart.	Apple Pie.
Strawberry Tart, or Vol au	
Vent.	

PUFF PASTE.

Weigh one pound of flour, lay it in a circle on the slab; in the centre break one egg, put a very little salt, and a small bit of butter; mix all these lightly together, add a little water, mix them again, then more water, and so proceed till

it binds into paste, but do not make it too stiff, nor squeeze it much together, till you find there is water enough, then work it well together, and roll it out on the slab, but not too thin: work a pound of butter on the slab, spread it out to the size of the paste, with a knife cut it off altogether, and lay it on the paste, then double the ends of your paste together to inclose the butter; then give it one turn thus: roll it out till you just perceive the butter through the paste, turn the end next you half way over, and the other end over that, roll it once or twice with the rolling-pin, then let it stand; this is called one turn; then in three minutes time turn it again, and so proceed till you have given it six turns; then roll it out and cut it for petits pâtés, or any shape you please; but observe not to put over them too much egg, as that will prevent them rising; as soon as they are baked, take them off the sheet, lay them on paper, and when cold, scrape the bottoms, neatly cut out the insides ready for whatever you mean to put into them.

SHORT PASTE FOR TARTS.

Lay one pound of flour on the slab; in the centre put half a pound of butter, two eggs, a very little salt and a little water, mix them lightly together, and add more water, till you find it bind, mix it on the slab a little, and give it two turns; it then is ready for use.

PASTE FOR RAISED PIES.

To four pounds of flour, put one of butter, a little salt, mix these together, put in water a little at a time; but be careful not to put too much,
as

as this paste must be made as stiff as possible; when well mixed, give it two or three turns, roll it and cut it out to the shape you want for your pie. Sometimes the butter is melted in warm water, and so mixed with the flour, then it will not take so much water: and your paste will stand better, but as you work your paste, when you find it get too cold, warm it a little: the first method is preferable if meant to be eaten.

SWEET PASTE FOR TIMBALES.

Work together one pound of flour with half a pound of fine powder sugar, three whole eggs, two yolks and about three ounces of butter; when well mixed into a paste, butter a scull shape, or croquante mould, on the outside roll the paste out, and lay it on the mould, trim off the pieces which are useless, egg it and prick it well all over; then set it on a baking-sheet with a little burning charcoal under the mould, bake it in a moderate oven, and be careful to keep it of a light colour. Some of the same paste must likewise be baked on a tart-pan to match this mould, so the prepared fruit whatever it is, when the bottom paste is baked and turned out of the tin, is put into it, and the scull shape over it. This paste will likewise serve to cut out ornaments; and will be found eatable, which very few ornaments are.

PASTE FOR BORDERS TO DISHES.

Mix the yolks of two eggs, a very small bit of butter and a little salt, with flour enough to make a stiff paste; work it well, roll it out and cut it to the depth and size you want your border: if for

a large dish, use more eggs; before it is put into the dish, egg the edge you mean to stick, fix it firm, and be careful that you do not pull it away, and when fixed, pinch it all round; this is mostly used for shallow dishes, and it looks very well for a soufflé instead of a deep dish. Put it in the oven to harden, before it is served.

PASTE FOR RISSOLES.

Lay on the slab two handfuls of flour, in the centre of which break two whole eggs, and one yolk; a bit of butter, salt, and two or three spoonfuls of milk, mix these well together, and roll it out as thin as possible, and work it over your hands to make it very thin; then lay it out, roll your prepared meat into balls as for croquettes, lay them in a line upon the paste, turn it over them; and with a giging iron, cut them in a half circle, (like sweet meat puffs or turnovers) prick a hole in each, and fry them in good hot lard; this paste is mostly used for rissoles à la d'Artoise and cammelon à la Luxembourg.

ALMOND PASTE.

Blanch and pick a pound of the best almonds into a basin of spring water, in which let them stand for two days, changing the water at times; then drain them on a sieve, dry them well in a clean cloth, and pound them in a mortar for three or four hours, in short, till they are beaten to a paste: whenever they appear oily, squeeze in a little lemon juice or the white of an egg; have ready on the fire in a sugar pan a pound of the best refined sugar clarified, and when reduced to the degree called pearl boiling, put in the almonds

monds and continue stirring them over the fire till they adhere together in a paste, then put them in the mortar, pound them again for a few minutes, and if they appear oily, put in a very little spring water; when well beaten together, sift some powder sugar on a sheet of writing paper, in which roll up your paste and let it stand for a few days. Before you use it work it in the mortar for a short time, then roll it out very thin on a sheet of writing paper laid on the slab, and cut it the shape you want it. To prevent it sticking, use fine powder sugar. And the white of an egg beaten up with powder sugar, must be used to stick it together; a very slow oven is required to bake it.

GUM PASTE.

Set a pound of gum dragon in a basin, with warm water enough to cover an inch above the gum; set this in a warm closet for four and twenty hours, have a new tammy ready laid over a dish, spread it on it, and squeeze as much through as you can at first, then open the tammy, spread the gum out again, and then squeeze it, which repeat till the whole is through. Then lay it on the slab, work it well with your hand, putting in nearly the juice of a lemon and a pound of the best double refined powder sugar, by degrees as you work it; but before you have put in the whole pound of sugar, begin to add some of the best starch powder; blend them well together, till the paste begins to take an impression, then roll it in a cloth, and let it stand in a damp place for a week or ten days, (for it is the better for

for keeping,) work it with powder, and you will find it cut and mould to any shape you please, and set it in a dry place when you want to harden it. If you wish to colour it, for red use cochineal or carmine; for blue or violet colour, indigo; for yellow, saffron; green, the juice of beet leaves scalded over the fire, the thick part mix with the paste. When you put in colours, blind them well, and be careful that the colour is good.

PETITS CHOUX GARNIS.

Weigh a quarter of a pound of butter, put it in a stewpan, to which put a little more than half a pint of milk, a little bit of sugar and lemon peel, set this on the fire with a wooden spoon in it, and when it boils take it from the fire and quickly mix in a quarter of a pound of flour, when it becomes paste, stir it over the fire for two minutes longer, then break in (mixing one at a time) four eggs; when they are well mixed, put in a very little salt and some finely pounded ratafia biscuits; beat it up for two minutes, then drop it on a baking sheet or platform, and bake it in a gentle oven. This is called petits choux garnis; because it is garnished by cutting each of them open, and putting in any sweetmeat you please.

PAIN À LA DUCHESSE.

This is another petit chou paste, made much in the same manner; the only difference is in the mixing it. When you weigh the flour put in as much as your four fingers can hold, more than a quarter of a pound; flour one corner of the
table,

table, on which drop them, roll them in lengths about the size of your finger, and lay them on a baking sheet; these need have no egg over them; a quarter of a pound makes three dozen. These are likewise cut open and garnished with sweetmeats.

GÂTEAUX DE BOULOGNE PRALINÉS.

Make these in the same manner as the petits choux, but drop them double the size, sprinkle them over with sweet almonds chopped, garnish them with sweetmeats.

PETITS CHOUX À LA D'ARTOISE.

Begin these with weighing and boiling, as petits choux garnis, then put in (one at a time) three eggs, and the yolks of three, and, when well mixed, a little pounded ratafia and orange flower, with a gill of warm cream; mix the whole well together, drop it in lengths about the size of your finger, egg it, and put it in the oven; when nearly done sift some powdered sugar over it, and when quite done hold a red hot shovel over it to glaze it; this must be served very hot.

PETITS CHOUX À LA REINE.

This is mixed and served to table like the last, but instead of dropping them long drop them round, and do not glaze them.

PETITS CHOUX MERINGUES.

Make some gâteaux de boulogne without almonds; when baked cut off the tops and fill them with Italienne cream (see *Creams*), then beat up the whites of six eggs to a strong froth, and put in powder sugar enough to make them very smooth; drop them on the petits choux, sift
some

some sugar over them, bake them in a slow oven of a light colour, and serve them hot to table.

GATEAUX À LA CRÊME.

Cover two dozen small tartlet pans with a thin tart paste, which fill with petits choux paste, in the same manner as à la d'Artoise. Observe not to put so much sugar, entirely leave out the lemon peel, ratafia, and orange flower, but pour more thick cream and a little salt, egg them well, bake them, and serve them hot.

RAMAQUINS.

Weigh a quarter of a pound of butter and flour as for petits choux, but put nothing into the milk and butter; when the flour is well mixed and stirred on the fire break in three eggs, one at a time, and three yolks, beat them for a minute, put in a little cream, some Parmesan cheese grated, and a very little pepper and salt; drop them the same as petits choux à la reine, egg them, bake them, and be careful to serve them very hot.

APRICOT TART.

Peel and cut the apricots in half, break the stone and toss the kernel in a basin with the apricots, over which shake some fine sugar; butter a tart pan, over which lay a thin piece of short paste, egg it, and lay your apricots in regular order in it, over which lay another thin paste; close them both well together, and make a hole in the top, crimp it round as for tarts in general, egg it, and shake some powder sugar over it; bake it in a moderate oven. Peach tart the same.

APPLE TART.

Having peeled your apples, core and cut them

in slices into a basin with powder sugar over them, then proceed as for an apricot tart; serve it hot.

CURRENT TART.

Pick and wash the currants (as they are sometimes gritty), mix with them plenty of sugar, and proceed as for other tarts. If they are green currants be careful to pick both ends, and scald them before they are used.

STRAWBERRY TART, OR VOL AU VENT.

Take two quarts of the best scarlet strawberries, pick and put them into a basin, then add to them half a pint of cold thick clarified sugar, and the same quantity of Madeira wine, with the juice of two or three lemons; mix these well together without breaking the strawberries, and put them into the vol au vent, or crust you have prepared for them; be careful to keep them very cool.

GRAPE TART.

For this tart chuse the youngest grapes, before the stone is formed, which pick and scald like currants or gooseberries; then proceed as for other tarts, but put more sugar.

TARTLETS.

Take two or three dozen small tartlet pans, which cover with a thin short paste, then put into them preserved cherries chopped, apricot jam, or currant jelly, in short any sweetmeat you please; then shred some of the paste very fine, and neatly cross over them; there are moulds for this purpose, which do them much neater and quicker; when they are all done egg them, lay them

them on a baking sheet, and bake them in a quick oven ; serve them cold.

GÂTEAUX PRUSSIENS.

Having a pound of tart paste well made, cut it in half, and roll it out very thin, on which drop five or six bits of sweetmeats, gently egg them round and turn the end of the paste over them ; gently press them together, then with the gigging iron cut the whole length of the paste, and divide each with the same ; prick and egg them, and bake them in a quick oven ; take care that the baking sheet is well buttered.

GÂTEAUX DE CERISES, OR CHERRY CAKES.

Chop some preserved cherries, do them in the manner of the last receipt ; but when you have turned the ends of the paste over, with the gigging iron, cut them in a half circle ; they look like small turnovers.

GLAZED CHESNUT PIES.

[The following receipt of glazed chesnut pies is from the *Almanach des Gourmands* ; it does very well for a large entertainment].

The interior of the pies is composed of several layers of whole chesnuts glazed with orange flowers ; they are covered with an apple jelly, so like the fine clear meat jelly that the illusion lasts even after opening it, and the little fillets of lemon peel filling the parts between the chesnuts, gives to the *tout ensemble* a most exquisite flavour and perfume. The crust, made of a paste of powdered sweet almonds (see *Almond Paste*), is not only excellent to the taste, but may be kept a considerable time ; in fine, it is almost as good dry as moist.

This

BABA.

This is a kind of bread cake, which requires great care and attention. Take three pounds of flour, one quarter of which put apart and mix with a gill of good yeast and a little warm water till it becomes dough, which cover close in a stewpan and set it by the fire to rise; then butter a couple of good copper moulds, and when you see the dough rise and nearly ready, form your flour into a circle on the table (the slab is too cold), in the centre of which put half an ounce of salt, one of sugar, one pound and a half of butter and twelve eggs, with a table-spoonful of saffron; mix the butter and eggs well together, then the flour, and when all is mixed spread it out, and the dough (which has been rising) put upon it, which mix in by cutting and turning it over with your hands; when the yeast is nearly mixed in, put in two pounds of raisins well stoned, a few at a time; then put it into the buttered mould, which must not be above three parts full, and set it in a warm place to rise very gently; when raised to the top of the mould bake it in a tolerably hot oven, a brick oven is the best.

BRIOCHE.

For this take two pounds of flour, a quarter of which prepare with yeast, as directed in the last receipt. When it is risen prepare your flour on the table the same, in the centre of which put a little less salt and sugar, eight eggs, and one pound of butter; then proceed to mix it the same as baba, but without saffron or raisins; when mixed shake some flour over a clean cloth, in which set it, and cover it up to rise in a warm
 R 2 place

place (but be careful it is not too warm, or it will melt the butter); when raised enough turn it out of the cloth on the table; butter a couple of round or oval moulds for the purpose, cut the paste in half, and put each half in a mould, mark it round with a knife, egg it well, and bake it in a moderately hot oven.

GÂTEAUX DE SÈVE.

Make the same kind of paste as for a brioche, but instead of baking it in moulds, roll it about the thickness of your finger and twice the length; put three together, plat them, and they will form small twists, which egg and bake in a moderately hot oven.

ÉCHAUDÉ.

Lay one pound and a half of flour in a circle on the slab, in the centre of which put half a pound of butter, half an ounce of salt, and twelve eggs; mix the butter and eggs well together, then the flour; begin then to beat it well, cut it cross ways with your hands, rub it well on the slab, and see that it is perfectly smooth; when worked for nearly an hour put it in a dish in a cold place, to stand till the next day, then turn it again on the slab, cut it in small square pieces about an inch each way; lay these on a dish with flour, to prevent them from sticking; the while have a large pan of boiling water by the side of the stove, in which put your échaudé; in a minute they will rise to the top; when they have been in five minutes try if they are done, if getting rather hard in the centre they are enough, then toss them in another pan of cold water for
six

six hours, and afterwards lay them on sieves to drain; the next day, or the day after, put them in a hot oven, keep it closely shut, and bake them twenty minutes.

PÂTÉS DE GENOISSE.

Weigh three quarters of a pound of flour on the slab, put in the centre half a pound of powder sugar, the same of butter, a little grated lemon peel and orange flower water, with three whole eggs, and the yolks of two, mix them all well together; and having a platform well buttered, spread it upon it, then do it over with an egg and brush, bake it in a gentle oven, and when done cut it in shapes thus \diamond .

GÂTEAUX DE MADELEINE.

Put into a large basin one pound of flour, three quarters of powder sugar, the same of butter, with a little grated lemon peel; with a wooden spoon mix the butter well with the other ingredients; then mix in, one at a time, seven or eight eggs; when the whole of the eggs are in, beat it well till it looks like a cream. Have some small moulds of different shapes well buttered, and in these drop your batter: bake them in a moderate oven.

GÂTEAUX DE CHOCOLAT.

Make the same kind of batter as for gâteaux de Madeleine, in which put grated chocolate, more or less, and bake it in small moulds.

PETITES BOUCHES.

These are made with puff paste; roll it out, but not very thin, then with either a plain or fluted cutter, cut out the petites bouches, which

lay on a baking sheet ; before you put them into the oven, mark them in the centre with a small round cutter ; and when they begin to take a colour, sift some fine sugar over them ; leave them in the oven a few minutes longer, then glaze them with a red-hot shovel. Cut out the part you marked, into which put currant jelly and apricot jam.

JALOUSIE RENVERSÉE.

Cut pieces of puff paste about the length and thickness of your finger, lay them regularly on a baking sheet, at a good distance from each other, and set them in a brisk oven ; when you see they have turned over, and begin to take colour, sift some powder sugar over them, and in a minute glaze them over with the red-hot shovel, then lay them on paper ; the side which is not glazed spread over with apricot jam (or any other sweetmeat), and stick two together.

GÂTEAUX DE ROSQUELLE.

Take half a pound of sweet almonds, with a few bitter ones, blanch and pick them, then pound them very fine, and when nearly pounded enough, put in about half a pound of Lisbon sugar by degrees ; when the whole is well blended, take it out of the mortar. Then have some puff paste rolled out very thin, roll out your almonds in lengths, as long as the paste is broad, which lay upon the paste, and turn the end over, lightly egg it to join it together ; then with the gigging iron cut it across, each about three inches long ; put them in the oven, and when nearly done glaze them the same as other pastry.

Make

APPLE PIE.

Make a short paste, lay it rather thick round the edge of the dish, at the bottom of which lay a few cloves, some chopped lemon peel, and a little mace: your apples being peeled, cored, and quartered, lay half of them in the dish, then some brown sugar, and two quarters of a quince; put the remainder of the apples with two or three pieces more of quince, and cover them over with sugar, a small bit of butter in three or four places, and a little water, then lay on the upper paste, and bake it in a moderate oven. Soak your apples well that they may take the redness of the quince; if you chuse, when the pie has been out of the oven a few minutes, beat up the yolks of three eggs with half a pint of thick cream, carefully lift up the cover and pour it over the apples. Pear pie is made in the same manner, leaving out the quince; or instead of short paste use puff: but for these plain pies I think short paste is preferable.

SOUFFLÉS AND PUDDINGS.

- | | |
|---|---|
| Soufflé à la Reine. | Bread Pudding boiled, with or without Currants. |
| ——— à l'Italienne, | Batter Pudding. |
| ——— of Rice. | Suet Pudding. |
| ——— Potatoe. | Yorkshire Pudding. |
| An Omelette Soufflé. [From the Almanach des Gourmands.] | German Pudding. |
| Soufflés au Fromage, or Cheese Soufflé. | Rice Pudding. |
| Bread Pudding baked, with or without Currants. | Vermicelli Pudding. |
| | Hasty Pudding. |
| | Apple Pudding. |

Cumberland Pudding.	Apple en Compote.
Plum Pudding.	Chartreux de Pommes.
Apple Dumplings.	Charlotte of Apples.
Suet Dumplings.	Cherries in a Timbale.
Yeast Dumplings.	Apricots in a Timbale.
Hard Dumplings.	----- Marmalade.
Raspberry, or Currant Dumplings.	Currants in a Timbale.
Pancakes à la Française.	Gooseberries in an open Tart, with or without Cream.
----- à l'Italienne.	Gooseberry Fool, or Gooseberries with Cream.
----- plain.	Peaches in a Compote.
Apple Fritters.	----- in a Timbale.
----- à la Turque.	Pines in a Compote.
----- à la Frangipane.	Pears stewed.
----- à la None.	Quinces stewed.
----- Maringie.	----- in a Marmalade.
----- en Miroton.	

SOUFFLÉ À LA REINE.

Cut the crumb of two French rolls in thin slices into a stewpan, to which put a few ratifia biscuits, some loaf sugar, a thin rind of lemon peel, and three ounces of butter; over the whole pour a pint of boiling milk, cover it close, and let it simmer by the side of the stove till the bread has imbibed the whole of the milk; then stir it well together with a wooden spoon, and put in the yolks of six eggs (the whites put carefully in a basin), when well mixed together, rub the whole through the tammy, adding as you rub it, half a pint of thick boiling cream, and when the whole is entirely through, put it again into a stewpan; half an hour before dinner beat up the six whites of eggs, with three in addition, to a strong and smooth froth, then just warm your batter over a slow fire, and mix the egg in by degrees, and a little orange flower water; put it out into a deep dish, sift some powder sugar over it,

it, and bake it in a gentle oven; or make a border with paste as directed (see *Pastes*), which will look much better.

SOUFFLÉ À L'ITALIENNE.

Put in a stewpan four ounces of flour, three of butter and ratafia, with a thin rind of lemon, a little orange flour, and one egg; mix them together, and soften it with a pint of milk, set it on the fire just to boil, if very thick put a little more milk, mix in the yolks of seven eggs (taking care of the whites), rub it through the tammy, adding half a pint of cream, and finishing it the same as soufflé à la reine.

SOUFFLÉ OF RICE.

Set two table-spoonfuls of blanched rice on the fire with a little lemon peel, loaf sugar, and a bit of butter, put in just milk enough to cover it, letting it stew very gently till done, adding more milk as you see occasion; when done take out the lemon peel, and put in a little pounded ratafia and orange flower, with the yolks of five eggs, and half a pint of thick cream, mix the whole well together: when wanted beat the whites with the addition of four, and finish it the same as other soufflés.

POTATOE SOUFFLÉ.

Make this in all respects like an *Italienne* soufflé, but instead of flour use potatoe flour, of which take only two ounces, and sometimes, for a change, bake it in paper cases.

AN OMELETTE SOUFFLÉ, WITH THE PULP OR
POWDER OF CHESNUTS.

[From the Almanach des Gourmands.]

Put two ounces of this powder into a skillet, then add two yolks of new laid eggs, and dilute the whole with a little cream, milk, or even water; when this is done, and the ingredients well mixed, leaving no lumps, add a bit of excellent fresh butter, the size of an egg, and an equal quantity of powdered sugar, then put the skillet on the fire, and keep stirring the contents; when the cream is fixed, and thick enough to adhere to the spoon, let it bubble up once or twice, and take it from the fire; then add a third white of an egg to those you had already set aside, and whip them to the consistency of snow. Then amalgamate the whipped whites of eggs and the cream, stirring them with a light and equal hand; pour the contents into a deep dish, sifted over with double refined sugar, and place the dish on a stove, with fire over it as well as under, and in a quarter of an hour the cream will rise like an omelette soufflé; as soon as it rises about four inches it is fit to serve up. Fecula of potatoes may be used instead of that of chesnuts, but in all respects it is much inferior: it is true that the latter is not so light, but prepared in this manner renders it easy of digestion.

SOUFFLÉ AU FROMAGE, OR CHEESE SOUFFLÉ.

Take three ounces of flour and two of butter, put them in a stewpan with one egg, mix them together with nearly a pint of milk, and set it on the fire till it begins to boil, if too thick add
a little

a little more milk; then break in the yolks of five eggs, and a gill of thick cream; when these are well mixed, stir in gently about two ounces of grated Parmesan cheese, and a very little pepper and salt: beat the whites of the eggs, with the addition of three, and finish it as directed before for soufflés. When this light batter is put in paper cases, it is called *fondues au fromage*.

BREAD PUDDING BAKED.

Proceed with it as directed for soufflé à la reine, only leaving out the ratafia and orange flower; if you like put in a few currants.

BREAD PUDDING BOILED.

Cut the crumb of a couple or three French rolls in squares, over which pour boiling milk enough to cover it, a small bit of butter, the thin rind of a lemon, and sugar; let these stand by the side of the stove till the bread has imbibed the milk, then work it up with a wooden spoon, and if too thick add more milk; beat up six eggs in a basin, which mix in with your bread, and a little grated nutmeg: butter a basin well, into which put your pudding, tie it up tight, and boil it two hours: pour over it white wine sauce. Be careful that the water boils before the pudding is put in.

BATTER PUDDING.

Take six spoonfuls of flour, put them in a stewpan, with about a tea spoonful of salt and half a nutmeg grated; mix this up with about a pint and a half of new milk, then beat up in a basin six eggs, which stir well into the batter; have

have a basin or mould well buttered, pour it in, tie it up tight with a cloth, and boil it two hours and a half; serve it with wine sauce.

SUET PUDDING.

Put six spoonfuls of flour into a stewpan, with a little grated nutmeg and ginger, and a tea spoonful of salt, to which put a pound and a half of beef suet chopped fine; when these are stirred together, mix in a quart of milk and six eggs, well beaten together; butter a basin and shake some flour round it, into which put your batter, and boil it two hours and a half or three hours. You may send some good strong beef gravy in a boat with this pudding.

YORKSHIRE PUDDING.

Shake some good dripping round a shallow copper pan, into which put a batter as for a batter pudding, but let it be a little stiffer; set it under the meat till done and well browned: before you serve it put it over a stove for a few minutes, in order to brown the under part, then sprinkle a little salt over it, cut it in squares, and serve it to table.

GERMAN PUDDING.

Take a large dish (such as you would serve a joint of meat in), butter it all over, lay on it a short paste rolled out very thin, and trim it off round the edge; into which put a batter made much in the same way as batter pudding, except mixing in three table spoonfuls of moist sugar with your flour, and instead of six eggs put four whole ones and three yolks, with two glasses of brandy; when all is mixed together, pour it into
the

the paste, and bake it in a moderate oven. It will puff up very much before it is done.

RICE PUDDING.

Having picked and blanched a quarter of a pound of rice, put it in a stewpan, with a bit of cinnamon, lemon peel, and a quart of boiling milk; let it stew very gently, stirring it at times, till it is very thick, then take out the cinnamon and lemon peel, put in half a pint of cream and six eggs, beaten up with sugar to your palate, and half a nutmeg grated; beat this up together, and pour it into a buttered dish; bake it in a gentle oven. Or you may put the same quantity of rice on to stew, and when thick take out the cinnamon and lemon peel, and mix in nearly a pint of thick cream, with sugar to your palate, a little grated nutmeg, and orange flower or rose water; pour this in a dish, over which sift some powder sugar, and glaze it with the hot shovel or salamander.

VERMICELLI PUDDING.

Blanch a quarter of a pound of vermicelli for half a minute, and set it on to stew very gently, in the same manner as rice; there must be three whole eggs and four yolks beaten up with sugar, as for rice pudding.

HASTY PUDDING.

Boil a stick of cinnamon in three pints of milk; take some of the milk, into which beat up the yolks of four eggs, and mix it with the other milk; then take a hair sieve of flour in one hand, sift it gently into the milk, and stir it with a wooden spoon till it begins to be thick; continue stirring

stirring it, and set it on the fire to boil; take out the cinnamon and pour it into the dish, stick pieces of butter about it, and serve it to table. If you wish to make it still better, put in a pint of good cream.

APPLE PUDDING.

Lay a puff paste over your dish, but double round the edge; peel and core a dozen apples, put them into a stewpan, with a little water, to stew to a thick pulp, then beat them well, stir in half a pound of powder sugar, the juice of two lemons, and the yolks of eight eggs well beaten, mix it well together, and put it out into the paste; bake it in a gentle oven, and when done sift some sugar over it, and glaze it with the salamander.

CUMBERLAND PUDDING.

Take of flour, suet, raisins, currants, apples chopped, of each six ounces, a little nutmeg grated, a very little salt, and six eggs beaten up with six ounces of sugar; mix them well together, and boil them for two hours and a half; serve it with white wine or brandy sauce over it.

PLUM PUDDING.

Put into a large pan or basin raisins, currants, and suet chopped, of each a pound, a little salt, nearly a nutmeg grated, and two ounces of powder sugar; then beat up six eggs, which put in, and a pint of new milk; sift your flour gently in, mixing it all the time; when the whole is well stirred together, boil it for six hours; for a larger quantity, of course, rise in proportion; send brandy for sauce in a boat.

APPLE DUMPLINGS.

Peel a dozen large apples with an apple scoop, drive out the cores, in the place of which put apricot jam, currant jelly, or preserved cherries; have a paste made like short paste for tarts, but omit the eggs; this you must roll out, and cut in pieces large enough to hold the apple, which enclose in the paste, keeping all of an equal thickness; have a large saucepan of water boiling on the fire, into which put your dumplings without tying them in a cloth, and let them boil half an hour; with a colander spoon place them on a sieve to drain, and serve them with melted butter in a boat.

SUET DUMPLINGS.

This batter is made the same as for suet pudding, but much thicker; your cloth must be wet, shake it all over with flour, and tie up in several parts of the cloth, as much as it will hold, two or three spoonfuls of the batter. But a better way is, to make your batter as usual, have some small white tea-cups well buttered, into which put your batter, tie it in cloths, and boil it an hour: these might more properly be called small puddings.

YEAST DUMPLINGS.

Prepare a dough the same as for bread, set it by the fire covered up in a pan for half an hour to rise; the while set a large saucepan of boiling water on the fire, roll up your dough in balls about the size of an egg; and while the water is boiling, put them in, keep them continually boiling for ten minutes, at which time take them out

and serve them immediately, with wine sauce over them. If the dough is sent from the baker's it will answer the same purpose.

HARD DUMPLINGS.

Make a paste with flour, water, salt, and a small bit of butter, make it into balls about the size of a turkey's egg: boil them three quarters of an hour in a pot with a piece of beef; serve them with the meat, and melted butter over them.

RASPBERRY, OR CURRANT DUMPLINGS.

Take a piece of paste, such as you would make for apple dumplings, roll it out rather thin, take raspberry jam, currant jelly, or any other sweet-meat; spread it over your paste, and roll it up; roll it in a cloth, and tie it at each end; let it boil an hour. These are in general called rolled puddings.

PANCAKES À LA FRANÇOISE.

Put in a basin or stewpan nearly a quarter of a pound of flour, a table spoonful of pounded ratafia, a thin rind of lemon, and about two ounces of sugar pounded: then mix in, one at a time, three whole eggs, and the yolks of three; when well mixed put in a little milk, half a pint of cream, with a little orange flower water, beat your batter well, and let it be just the thickness of good thick cream. When you fry the pancakes make them very thin, use good clarified butter, which put into your pan and pour it off again, so that none remain at the bottom of the pan, for it would make the pancakes greasy; when you have done frying, leave a table spoonful of the batter
in

in the stewpan, to which put a little pounded ratafia, sugar, orange flower, and the yolk of an egg, which mix up with cream; set it on the fire, and when it boils put it in a boat for sauce to the pancakes.

PANCAKES À L'ITALIENNE.

Let your pancakes be made as the last, when fried, lay them open on a clean dresser, spread them over with an Italienne cream (see *Cream*) roll them up and lay them in order on your dish. Observe to put the brown side outwards.

PLAIN PANCAKES.

Six spoonfuls of flour must be put into a basin, with a little grated nutmeg and lemon peel, and, if you like, sugar; but the pancakes will be much lighter by not mixing sugar with the batter; take a quart of milk, half of which mix in with your flour, the other half beat up with six eggs; mix it together, beat it well up, then add a little more milk, but be careful not to make the batter too thin. Then fry them with a bit of butter in the pan, the same as pancakes in general, laying sugar between each as you fry them.

APPLE FRITTERS.

There are several ways of making these like many other things. However two of the best are thus; take a dozen good apples, each of which cut in three slices, pierce out the cores with a cutter, and neatly cut off the rind, when done, put them in a basin with some powder sugar over them, to stand for five or six hours. When the first course is served, have some lard very hot, ready on the fire; take your apples out of
the

the sugar, roll them in flour and fry them till done, then lay them on paper. Another way is thus; when your apples are prepared as directed at the beginning of this receipt, instead of rolling them in flour, dip them in thick batter, fry them and place in a miroton round your dish. The first method I think preferable.

APPLES À LA TURQUE.

Take eight or ten nonpareils, pierce out the cores, peel and neatly trim them round; set on the fire a thin syrup of clarified sugar with the juice of half a lemon, into which put the apples, cover them close and let them simmer very gently, mind to turn them when done on one side; when thoroughly done through, take them out and lay them on a dish with a wet paper over them. Peel and core a dozen or more good baking apples; set them over the fire to stew with some clarified sugar and a small bit of lemon peel, when soft, stir them well with a wooden spoon, and put in a spoonful of apricot jam; stir it at times till the jam is mixed, and your apples thicken, then rub the whole through a tammy into a dish. Your apples being so far ready, take the dish you mean to serve them on, to which put a deep border of paste (see *Pastes*), and bake it in a gentle oven to harden it, then at the bottom of the dish put a layer of the purée of apples over which put the whole apples you stewed, and fill each of the holes where the cores were, with dried cherries or apricot jam; then cover your apples in with the remainder of the purée of apples; beat up the whites of six eggs to a froth, and add powder sugar to them till they appear quite

quite smooth: your apples being made warm lay the white of egg over them, smooth it neatly over and sift some powder sugar over it; colour it in a gentle oven. If you do not make a paste border, bake them in a deep dish.

APPLES À LA FRANGIPANE.

Peel and core a dozen apples, slice them into a deep dish, over which shake some powder sugar, thinly spread it over with apricot jam, and very thin slices of fresh butter over that; take then an ounce of potatoe flour, or arrow-root (but it is not so good), and mix it with a pint of cream, a small bit of butter, and sugar enough to sweeten it; stir it over the fire till it begins to boil; then lay it over your apples and bake it in a moderate oven. If your arrow-root should be too thick, add a little milk to it, so that it will just pour out of the stewpan.

POMMES À LA NONE.

Having prepared a dozen and a half of nonpareils in sugar, as for pommes à la turque, let them be cold, have a tart paste, roll it out thin, and with the gigging iron cut it in lengths of about a foot and half, which twine around the apples, fill them with preserved cherries and powder sugar, close them, egg them over, and bake them in a moderate oven. Serve them hot to table.

APPLE MERINGUE.

Make a timbale paste (see *Paste*), lay it in a round or oval tart pan (according to the size of your dish), egg it, prick it all over and bake it, put into it a purée of apples as directed for pom-

mes à la turque, and finish it with white of egg in the same manner; serve it hot.

MIROTON OF APPLES.

Take a dozen and a half of good apples, with a scoop take out the cores, peel them, neatly trim them round, then cut them in very thin slices, have a pan ready to the size of the dish, which butter and spread some apricot jam on the bottom; place your apples over one another in a miroton round the pan, and fill up the centre with the odd bits; spread it over with jam and sugar over it, then lay another circle of apples the reverse way to the first row, and so proceed till you have laid five or six rows; spread it over with jam, and bake it in a moderate oven; when done, carefully turn it on a dish, and serve it hot.

APPLES IN A COMPOTE.

Cut a dozen nonpareils in half, take out the cores and trim off the rind; when this is done, have some thin clarified sugar on the fire with the juice of half a lemon squeezed in; put your apples in and let them simmer very gently by the side of the stove; when thoroughly done, take them out and lay a wet paper over them, then reduce the sugar to a tolerable thickness, with which mix two table-spoonfuls of apricot jam; make your apples hot, place them neatly on the dish, and pour the sirup over them. If you like put in some lemon peel minced very fine; but it is better omitted.

A CHARTREUSE OF APPLES.

Prepare your apples and place them in a dish
like

like *pommes à la turque* in a *purée* of apples; then peel and quarter a dozen *nonpareils*; take out the cores and neatly trim them; stew them gently in sugar as for a *compote*; then in two separate pans melt some currant jelly and apricot jam; with a fork take the quarters, and dip one in currant jelly, the next in apricot jam, and garnish them over the apples according to your fancy; set them to warm very gently, too hot, it will spoil the look of your apples.

CHARLOTTE OF APPLES.

Stew a dozen apples and make a *purée* in the manner of *pommes à la turque*; butter a plain round or oval mould, take a new loaf, the crumb of which cut in thin slices about two inches broad and the depth of your mould, and cut two round pieces, one for the top and the other for the bottom of the mould. Then begin by dipping the round piece in good clarified butter, lay it at the bottom, the others place on the side one against another, till they meet all round; lay some *purée* of apples at the bottom, and five or six of the stewed in the *purée*; some of the holes fill with preserved cherries, and some with apricot jam; then cover up those apples with some of the *purée*, and place another layer of stewed apples, which treat in the same manner; dip the other round piece of crumb in butter, lay it on the top, and close your apples well in, with pieces of crumb, if the top piece should not well cover them. Bake them nearly an hour and carefully turn your *charlotte* out, when it is wanted.

CHERRIES IN A TIMBALE.

Make a paste for a timbale as (see *Pastes*), then take two pounds of good red fleshy cherries, and carefully take out the stones without making a large hole; break them and throw in the kernels with the cherries; set on the fire some good clarified sugar in a sugar pan, into which put your cherries and let them boil gently till tolerably thick; put them in a basin and mix with them the juice of two lemons, and a very little clarified isinglass; set this on ice, if you have any, and just as it is wanted put it into your timbale.

APRICOTS IN A TIMBALE.

Take two dozen apricots, peel them and take out the stones, break them and put the kernels with the apricots, then finish them the same as cherries; but observe, they must stew very gently in the sugar, which must be a little thicker than for cherries, when you first put them in.

APRICOT MARMALADE.

Peel and cut in half some of the ripest apricots, to every two pounds of apricots put a pound and a half of sugar well clarified; when boiled to a candy, put in your apricots and keep stirring them over a gentle fire till they look clear and thick; rub them through a new hair sieve; some of the kernels stew down in sugar and stir into your marmalade, then put it in pots, and when cold tie it down.

CURRANTS IN A TIMBALE.

Some good red currants being picked and washed, set to stew gently in thick clarified sugar,
as

as apricots in a timbale, and when done enough, mix with them lemon juice, and a little isinglass.

GOOSEBERRIES IN AN OPEN TART, WITH OR
WITHOUT CREAM.

Pick and scald some young gooseberries, then with short paste make a tart of them, as you would of grapes, and serve it cold; or you may do it thus, when the tart is cold, take off the top crust, and cut it in three corner shapes, beat up nearly a pint of thick cream, into which when beaten, mix a little powder sugar; then lay it neatly over your gooseberries, and garnish it round with the crust

GOOSEBERRIES WITH CREAM, OR GOOSEBERRY
FOOL.

Having picked and scalded your gooseberries, set them on the fire in a sugar pan with clarified sugar; when done to a mash, take them from the fire, rub them through the tammy and mix with them the juice of two or three lemons; then beat up a pint or more of thick cream, according to the quantity of gooseberries, to a froth, which mix in with the gooseberries and serve it; or you may put them in a dish, and lay the cream over, which I think is better.

PEACHES IN A COMPOTE.

Cut your peaches in two, take out the stones, peel them, then set them on the fire in a sugar pan, with thick clarified sugar enough to cover them, in which let them simmer very gently till done; then take them out in a basin, put in the kernels to the sugar and let it boil till tolerable thick; put in the juice of two or three lemons,

and pour the sirup over the peaches; serve them in a deep dish hot.

PEACHES IN A TIMBALE.

These are done like the last, but mix in a little isinglass, just to turn them into a gentle jelly; serve them in a timbale.

PINES IN A COMPOTE.

Turn off the rind of a pine, cut it in slices, but not too thin; then have some sugar on the fire in a sugar pan, into which put the slices of pine and let them boil gently till the sirup is tolerable thick, take out the pine and lay it on a dish; mix in the sugar the juice of two lemons, and pour it over the pines.

PEARS STEWED.

Take some large stewing pears, wash and prick them, set them on the fire in a large stew-pan of water to scald them; take them out, put them in a pan on the fire with thin clarified sugar, enough to cover them, a stick of cinnamon, a little mace, and two or three cloves; let them stew gently till they begin to soften and look rather red, then put in a bottle of port wine, let them stew much longer till perfectly done, and look very rich and red; then put them in a basin or jar, with the liquor over them; they will be the better for keeping four or five days.

QUINCES STEWED.

Quinces may be stewed after the same manner as pears, but put in more sugar, and half the quantity of port wine, let them simmer very
gently

gently till well done and perfectly red; if for apple pies, peel, quarter them, and take out the cores, before you stew them; pour their liquor over them.

QUINCE MARMALADE.

Take quinces that are perfectly ripe, pare and cut them in quarters, take out the cores, put them in a stewpan with spring water, nearly enough to cover them; keep them closely covered, and let them stew very gently till perfectly soft and red, then mash and rub them through a hair sieve. Put the quinces in a pan over a gentle fire, with as much thick clarified sugar as the weight of the quinces, and let them boil for an hour, stir it the whole time with a wooden spoon to prevent its sticking; put it into pots, and when cold tie it down.

JELLIES AND CREAMS.

To clarify Sugar.
——— Isinglass.

Apple Jelly.
Barberry Jelly.
Cherry Jelly.
Currant Jelly.
Chicken or Fowl in Jelly.
Italian Jelly.
Lemon Jelly.
Orange Jelly.
Peach Jelly.
Strawberry Jelly.
Wine Jelly.
Eggs and Anchovies in Jelly.
Pine Jelly.
Apricot Cream.
Blanc-Mange aux Amands.
Almond Cream.
Burnt Cream.

Italian Cream.
——— Cream another way.
Tea Cream.
Coffee Cream.
To roast Coffee, from the Almanach des Gourmands.
Chocolate Cream.
Vanilla Cream.
To give the flavour of Vanilla to Coffee, from the Almanach des Gourmands.
Peach Cream.
Plum Cream.
Pear Cream.
Cream grillée.
Strawberry Cream.
Ice Cream in a Savoy Biscuit
Whipped Cream.
Ice Cream.

BE careful that your sugar and isinglass are well clarified, for which see the two first receipts; next endeavour to give your jelly the real flavour of the fruit, or whatever you make it of; the more simple the better; use no spices nor wine, unless it really is necessary; it is the idea of some, that all jellies should be clear, which is nonsense, and is the reason many jellies that would be good are spoiled; let the taste be gratified before the eye, still it is highly necessary that both are pleased, but the taste first. Be careful not to put too much isinglass in your jelly, just to keep it from breaking is sufficient, a jelly that is made too stiff, is unpleasant and gluey; it certainly will stand well and look upright on the dish, but is not so good in the mouth: so put too little isinglass rather than overcharge your jelly with it.

TO CLARIFY SUGAR.

Take twelve or sixteen pounds of sugar, which break up in a stewpan; beat an egg and the shell together in a pan, mix it up with some water, and pour it over your sugar, set it over the fire and stir it till it boils, then carefully take off the scum from the top, and whenever it rises to the top of the stewpan put in a little drop of cold water, to prevent its boiling over; then beat up the white of an egg till it begins to froth, mix it with a little cold water, and pour it into your sugar; when it has boiled, and all the dark foul scum taken off, and the sugar looks clear, take it from the fire, and pass it through a jelly bag or silk sieve into a large basin or pan; it then is
ready

ready for use. If you have but two or three pounds of sugar to clarify, it may be done in a much shorter way, which is to put in water, just enough to cover your sugar; set it on the fire and skim it when you see any scum arise; when boiled till it begins to be smooth, beat up part of the white of an egg with a little water, mix it with the sugar; skim it well, and when it looks clear run it through a silk sieve into a basin.

TO CLARIFY ISINGLASS.

For a quart mould of jelly take about two ounces of isinglass of the best and clearest sort, put it in a stewpan with just cold water enough to cover it well; set it by the side of the stove with a spoon in, to stir it at times, and skim it when any scum rises; let it boil very gently and well reduce, but be careful that it does not reduce too much, as it will burn, and of course get a bad taste and spoil your jelly; when you think it has reduced enough, and looks clear, pass it through a sieve into a basin ready for use.

APPLE JELLY.

Peel, cut in quarters, and core a dozen non-pareils or pippins that are just ripe and fresh, set about a pint of clarified sugar on the fire mixed with as much water, and when it boils skim it, and put in your apples, and let them boil very gently till the apples are done, then take a dozen of the pieces out to garnish the jelly, the others let remain to boil longer. Then squeeze through a silk sieve in a basin the juice of three lemons; your apples being well skimmed and boiled enough, run them through the sieve to the

lemon juice, then the isinglass, then put it back into a stewpan, and run it altogether through the sieve again; rince your mould out in cold water and set it in ice (if you have any), fill it half full of jelly, and when that is set place in the apples you took out of the sugar, which cover with a little more jelly, and when that is set fill up your mould; the minute before it is wanted turn it out, and, if you have them, place some dried cherries about your jelly.

BARBERRY JELLY.

Take a pint of barberries that have been well picked, have a stewpan of water ready, boiling hot, into which put your barberries, cover them close down, and let them remain till nearly cold; set on some clarified sugar diluted with water (in the whole let there be little more than a quart) on the fire; when it begins to boil skim it well, put in the barberries, letting them boil gently for half an hour or more; have the juice of three lemons squeezed through a silk sieve into a basin, to this pass the liquor from the barberries, and then the isinglass. You may keep some of the barberries to garnish about the jelly when you turn it out.

CHERRY JELLY.

A couple of pounds of the dark red fleshy cherries must be picked, stoned, and put in a basin, laying the stones on a plate by themselves; then squeeze the juice of four lemons into a basin through a silk sieve, put the stones into the mortar and pound them; mash the cherries well altogether with a wooden spoon, while doing that put in half a pot of good currant jelly, then
the

the stones you pounded and the lemon juice ; when all is well mixed together, set on the fire to boil (a few minutes) a pint of thick clarified sugar and isinglass well clarified, these must boil together and be well skimmed ; when these are ready put the cherries into the jelly bag first, and pour the sugar and isinglass over them ; run it through several times till you perceive it perfectly clear ; if not sweet enough add more sugar, or not acid enough, more lemon. Wet your mould, set it in ice, and fill it with the jelly ; leave it till the last minute before you turn it out.

CURRANT JELLY.

Set on the fire in a sugar pan a pint of smooth clarified sugar, when it boils put in a quart of picked red currants, in which let them boil for half an hour ; observe to skim them well, and at times add a little cold water to raise the scum ; when boiled enough run the liquor through a sieve into a basin, in which you have squeezed three lemons, then put in the isinglass, and set your jelly in a mould in ice as usual.

CHICKEN, OR FOWL, IN SAVOURY JELLY.

Put on the fire a couple of quarts of good consommé, and when it begins to boil well skim it, then clarify and finish it as in page 144. In this jelly you must put a fowl, or young chickens which are boned, filled with a farce and stewed first. See the preparation for *Savoury Patties, Pies, Rissoles, &c.*

ITALIAN JELLY.

Make a wine jelly as in the fifth receipt from
 s 6 this,

this, with which half fill your mould; when thoroughly set take some *Italienne* cream that has been turned out of a plain mould, this cut in slices, and afterwards with the middle size plain round cutter; these pieces of cream lay in a circle round your jelly; when all are neatly placed very gently put in jelly enough to cover them; when that is set fill up your mould, and when wanted turn it out as another jelly.

LEMON JELLY.

Set on the fire a pint and a half of clarified sugar, which dilute with a little water; when it boils and has been well skimmed, put in two ounces of clarified isinglass, with a little rind of lemon cut very thin; let these boil till you have squeezed through a sieve in a basin the juice of six lemons, then pass your sugar and isinglass to it and set it in a mould, as any other jelly; when turned out garnish it with dried jellies.

ORANGE JELLY.

Take a clean silk sieve and basin, into which squeeze a dozen oranges of the sharp kind, but be careful not to squeeze them too much, or an unpleasant bitter will come from the peel, which will spoil the flavour of the jelly; when the oranges are squeezed put in the juice of one, two, or three lemons, this depends entirely on the sweetness of the oranges; have on the fire nearly a pint of sugar boiling, with the usual quantity of isinglass; when it begins to run rather thick take it from the fire, let it stand for five minutes, then mix it well together with the orange juice, and set it in a mould in ice, or in
cups.

cups. Sometimes, for a change, squeeze in the juice of three Seville oranges.

PEACH JELLY.

Cut a dozen or ten peaches in two, take out the stone and peel them; set on the fire a pint of smooth clarified sugar dilated with water; when it has boiled and been skimmed put in your peaches, the kernels must be broken and put in with them; let them boil very gently, and when boiled for ten minutes take out four or five of the halves, which lay on a plate ready to garnish the jelly, the remainder of the peaches boil for ten minutes longer; while they are boiling take three lemons, cut off the rind, squeeze the juice through a silk sieve in a basin, pass the liquor of the peaches into it, and then the isinglass, running it through the sieve two or three times in order to mix it well; fill the mould half full of jelly, and when set, put in the peaches, in the same manner as directed for apple jelly. The reason why the lemons are peeled before they are squeezed for this jelly is, that the oil in the rind would rather spoil the flavour of the jelly than be any addition.

STRAWBERRY JELLY.

Pick a couple of pottles of the best scarlet strawberries into a basin, with a wooden spoon mash them well, with half a pot of good currant jelly; when squeezed to a pulp, stir in about a gill of cold spring water, the juice of two or three lemons; cold clarified sugar enough to sweeten it to your palate, and the isinglass likewise put in as cool as you can, without congealing;

ing; run it two or three times through the bag till it looks clear, set it as usual in ice, and when you turn it out, garnish it with strawberries. If this jelly should have any thing warm put to it, or set in a warm place, it will acquire a bad colour.

WINE, OR CALF'S-FEET JELLY.

Wash and set on the fire in cold water four calves' feet, observing when they begin to boil, to skim them well; set them by the side of the stove to boil gently; for several hours, till the bones are all separated, and pass the liquor through a silk sieve into a large basin or pan; when quite cold and a jelly, take all the fat from the top, wipe it well off with paper, that not the least particle remain, then set it on the fire again to boil; skim it well, take it off, and let it stand while you beat up the whites of six eggs in a large stewpan, to which put a very small bit of thin rind of lemon, and the juice of four, clarified sugar, enough to sweeten it to your palate, and a bottle of bucellas wine; mix them well together, and examine the jelly that no fat may remain, if there should take it off with paper, and pour it in the stewpan with the wine and other things; set it on the fire and continue stirring it till it boils, and let it boil very gently for three or four hours. Have your jelly bag washed very clean, place it in the stand over a large basin; and when the jelly is ready, run it through several times till it looks clear and bright; when all is through, set it over the fire once more till you see a white scum rise; skim that off, and when the jelly begins to boil it is ready to put into the
mould.

mould. You may garnish your jelly as you fill it up, with different kind of grapes, placed in the mould according to your fancy, or preserved peaches, cherries, &c.

EGGS AND ANCHOVIES IN SAVOURY JELLY.

Clean ten good anchovies, cut them in shreds and lay them on a plate; poach five eggs in vinegar and water, and as you do them put them in cold water; then take a plain mould, in the bottom of which put a little savory jelly (see page 144) and when it is set take the anchovies, and neatly cross them on the jelly, trim your eggs very neatly and carefully lay them on the anchovies, then gently pour in a little jelly nearly cold; when the eggs and anchovies are well set, fill up your mould, and keep it in ice till wanted, then turn it out like any other jelly.

PINE JELLY.

Put on the fire a pint of clarified sugar boiled to the smooth degree, to which put nearly a pint of cold water, take a good ripe pine, peel off the rind, cut it in four quarters, and each quarter trim round and long; when your sugar begins to boil, and has been skimmed, put in the pine, when it has boiled about ten minutes take out the round pieces, lay them on a plate, and let the other pieces remain to boil twenty minutes longer. Take the rind off three lemons, squeeze the juice through a silk sieve into a basin, and when the pine has boiled enough, pour the liquor through the sieve to it, with two ounces of isinglass, clarified as before directed. Put a little jelly in the mould first, then cut the pieces of pine in small round bits; when that is set, more jelly,
then

then more pine; so proceed till the mould is full.

APRICOT CREAM.

Peel a dozen good apricots, break the stone and take out the kernels, and put them with them; have ready on the fire a pint and a half of thin clarified sugar, into which when it has been skimmed put the apricots and let them boil gently for a quarter of an hour. Have a clean tammy ready that has only been used for fruit, into which put the apricots and sugar with the juice of two or three lemons, then rub it through the tammy, and add isinglass a little at a time, but not quite so much as is put in jellies, as creams do not require it; mix all well together with a small wooden or silver spoon; and pour it into the mould, which must be set round with ice.

BLANC-MANGE AUX AMANDES.

For a quart mould take a pound and a half of sweet almonds with a few bitter, put them in boiling water, and blanch them in a basin of cold water, then drain them on a sieve and take some fresh water in the basin again; then examine your almonds separately, and cut out all the bad spots you see, putting them in water as you do them, and let them stand in water till the next day, changing it once or twice the while. Before using them have the mortar well washed, and your almonds dried in a cloth, then pound them well till nearly as fine as for almond paste; when well pounded put them out of the mortar into a basin, mix with them half a pint of cold spring water, and as much sugar boiled smooth, with a very small bit of the thin rind of lemon; then rub and squeeze
this

this through the tammy till the almonds are perfectly dry, and when all is through, put in the same quantity of isinglass as for jelly, and set it in a mould. Some put cream or milk in their Blanc-Manger; but mind and pound your almonds well, and you will find they will produce plenty of milk: be careful to cut out the bad spots.

ALMOND CREAM.

Having one pint of milk, and the same of cream, put them together in a stewpan on the fire, with a small bit of lemon peel, to boil very gently for twenty minutes; in the mean while blanch and pound very fine, in a mortar three ounces of sweet almonds and half an ounce of bitter; then take the milk and cream from the fire, into which (while hot) stir your pounded almonds, with the yolks of two or three eggs and clarified sugar (boiled to caramel height) enough to sweeten it; then put the whole into a tammy, and with a wooden spoon well rub and squeeze it through, put it in the tammy again and squeeze it through the second time, then put in two ounces of isinglass well clarified as directed, (see page 297), which squeeze through to the cream; the whole being together in a basin, have your mould ready in ice, into which put your cream, when set turn it out as any other jelly.

There is a mistake in naming this and the last receipt *blanc-mange*; some call this *blanc-mange*, but the real and true *blanc-mange* is made purely from almonds as in the last receipt, therefore this is properly almond cream

BURNT CREAM.

Set on the fire in a stewpan two table-spoonfuls
of

of clarified sugar, leave it on till it begins to burn and get brown, then shake it about, and put in an ounce of ratafia biscuit, a small bit of lemon peel, sugar and orange flower, stir it together, then put in a pint of new milk boiled; when it has simmered by the side of the stove for twenty minutes, beat up four eggs, and the yolks of two in a stewpan, take the milk from the fire and mix with it half a pint of good thick cream, then the eggs, which rub through the tammy, and repeat it the second time. Butter some small moulds with clarified butter, and fill them with cream; have a large stewpan on the fire with a very little water at the botton, when it boils gently put in your cream, and cover it close, with fire laid upon the cover, (which is called by the French cooks *bain-mari*). If you think proper it may be put in one large mould. When done take them out of the water, wipe them, and turn them on the dish.

ITALIAN CREAM.

Make this cream in the same manner as the last, the only difference is, the sugar must not burn, but boil only to caramel height, and before you pass it through the tammy, only put in the yolks of two eggs; pass it through the tammy twice, putting in clarified isinglass (but not so much as for jelly), then set it in a mould with ice, and turn it out the same as jelly.

ITALIAN CREAM, ANOTHER WAY.

Take a small spoonful of flour, of pounded ratafia and sugar the same, a little lemon peel, the yolks of two eggs and one whole, with a little orange flower water, blend them well together,

ther, mixing in a little at a time, a pint of good cream; set it on the fire to boil for a couple of minutes; if too thick, add a little new milk; it then is ready. This is chiefly used for petits choux, meringue, pancakes à l'Italienne, or laid over a purée of apples, &c.

TEA CREAM.

Put an ounce of hyson tea in a stewpan, over which pour half a pint of boiling milk, cover it close, and let it stand a few minutes to simmer by the side of the stove; then strain the milk from the leaves, and squeeze them well in the tammy into a stewpan, to which put a pint of good thick boiled cream, with the yolks of four eggs beaten up in a stewpan, and stirred in the cream, and some thick clarified sugar, enough to sweeten it; pass this twice through a tammy; the while add a little isinglass, enough to congeal it; fill several small moulds, or one large one, which set in ice; when wanted, turn it or them out as you would a jelly. You may do this the same as burnt cream, by putting eggs instead of isinglass; then of course it must be set in a bain-marie, and served hot.

COFFEE CREAM.

Boil a pint of milk and the same of thick cream together; have then a quarter of a pound of raw coffee, roast it in a frying-pan, and when done of a good colour, while hot, put it into your boiled milk and cream; cover it close, and let it stand for an hour; then put it in the tammy, drain the liquor from it, and squeeze it well to get the flavour of the coffee; mix in some clarified sugar, enough to sweeten it, boiled smooth; beat up the yolks of

three eggs, which stir in with your cream, rub and squeeze it through the tammy; at the same time add isinglass enough to set it, and pour it into a mould with ice round it as usual.

TO ROAST COFFEE.

[From the Almanach des Gourmands.]

Coffee should never be roasted but at the precise time of its being used, and then it should be watched with the greatest care, and made of a gold colour rather than a brown one: above all, take care not to burn it, for a very few grains burnt will be sufficient to communicate a bitter and rancid taste to several pounds of coffee. It is the best way to roast it in a roaster (over a charcoal fire) which turns with the hand, as by that means it is not forgot, which often is the case when on a spit before the fire.

CHOCOLATE CREAM.

Take about half a cake of chocolate, bruise it to pieces, put it in a stewpan with a little milk, and stir it over a gentle fire till it looks smooth and thick, then add a little more milk, and stir it again over the fire; continue this till it takes the thickness of cream, sweeten it to your palate with clarified sugar, stir in a little thick cream with a very little isinglass, rub it through the tammy, and set it in the mould.

VANILLA CREAM.

Boil half a stick of vanilla in a pint of cream for nearly an hour, to which add half a pint more cream, with the yolks of three eggs beaten up, and clarified sugar enough to sweeten it; pass it twice through the tammy like any other cream, and add
a very

a very little isinglass; set it as usual in a mould or cups.

TO GIVE THE FLAVOUR OF VANILLA TO
COFFEE.

[From the Almanach des Gourmands.]

Take a handful of oats, very clean, and let them boil for five or six minutes in soft water; throw this away, then fill it up with an equal quantity, and let it boil for half an hour; then pass this decoction through a silk sieve, and use it to make your coffee, which will acquire by this means the flavour of vanilla, and is most excellent.

PEACH CREAM.

Prepare your peaches as for jelly, but instead of running it through a sieve, rub the whole through the tammy, and use less isinglass; put it all at once in the mould, which must be set in ice.

PLUM CREAM.

Let this be done in the same manner as peach cream, and made with the magnum-bonum; the other kinds will do, but the first is preferable.

PEAR CREAM.

Cut in quarters, peel, and core a dozen jargonel, or any other mellow pears, put them in the tammy, and mash them well with a wooden spoon; then put to them a little clarified sugar cold, the juice of three lemons, with isinglass as cool as it can be without setting; then rub the whole through the tammy, and immediately set it in large or small moulds, with ice round them.

CREAM GRILLÉE.

Make a burnt cream, as directed before, butter a large plain mould, into which put the cream,

and place it in a bain-marie, till well set; then turn it out of the mould, and let it stand still cold; with a knife cut your cream into two or three slices, about half an inch thick, then cut it round with a middle-size plain cutter, have an egg beaten up ready, into which dip the round pieces of cream, then in crumbs of bread; repeat the same in good clarified butter and crumbs of bread, laying them on paper as you do them; a few minutes before they are wanted, put plenty of clarified butter in a platform on a stove, when hot lay the cream in; and when one side is brown, turn it to the other, till both have taken a good colour, lay them on a sheet of paper, and serve them very hot to table.

STRAWBERRY CREAM.

Prepare your strawberries as for strawberry jelly, except, rub it through a tammy, and put in less isinglass. When you turn it out of the mould, garnish it with strawberries.

ICE CREAM IN A SAVOY BISCUIT.

Weigh a pound of fine powder sugar in a large basin, the same of fine dry flour, put them into a hair sieve, grate on a piece of sugar nearly the rind of a lemon, which scrape into the sugar, and a few bitter almonds pounded very fine; rub them with a wooden spoon well together, then begin to put in the eggs, mixing in the yolk of one at a time, till you have put in ten; beat it well for a few minutes, and put in ten more eggs in the same manner as before, taking care to put the whites in a copper basin or stewpan, ready to beat up; when the batter is well beaten, set a person to whip the eggs to a smooth stiff froth, at the same
time

time continue beating the batter, when the eggs are ready, mix in a little at a time with the batter, by turning it lightly over with a wooden spoon; and when the eggs are mixed, sift in the flour, and stir in the same, having a mould or two well buttered, shake them round with powder sugar, then put in the biscuits; set them in a cool oven, and raise the heat while they are baking; when done, carefully turn them out of the mould, and set them in the oven again for two or three minutes; put it away to cool, and carefully cut the top off straight, and take out the inside in one piece, which cut into rusks about three inches long, and one in width; these you must brown in a very gentle oven: having an ice made either of cream, or water with fruit, put it inside the biscuit, lay the top on, and garnish it round with the rusks. This biscuit you may send whole and plain, or make round, or finger drops with the batter.

WHIPT CREAM.

Take a pint of thick cream, put it in a basin or stewpan, and beat it up with a whisk to a strong froth, then mix in a little powder sugar and orange flower; serve it in a small basket made of the border paste, with the same kind of rusks as in the last receipt, garnished round. If your cream should not soon froth, as sometimes it will not, be careful that you do not beat it to butter.

The following receipts in

CONFECTIONARY

may be depended upon as both practical and fashionable; and I shall begin with a very material point for attention, in describing

THE DEGREES OF HEAT OF SUGAR.

Much has been said in former publications respecting the degrees of sugar; such receipts I consider almost useless, and filling up the work with what cannot be learned by theory, as by practice only can it be attained. There is what is called five degrees in boiling sugar. The first is when it will draw in a string between the finger and thumb. The second is by dipping the skimmer in the sugar, and, shaking off what sugar you can, blow through the holes, and if bubbles appear, it has attained that degree; then boil it a little longer, dip in the skimmer and shake off the sugar; if it is enough, it will fly off like feathers, which is called the third degree. The fourth degree is by boiling it still longer, dip your finger in, and then in cold water—if ready, it will form a hard ball between your finger and thumb. The fifth and last degree is by boiling it longer than before, dip in the handle of a spoon, or a fork, which immediately dip in cold water; if ready, as soon as it touches the water it will snap like glass; this is called Caramel height. Be careful that your fire is not too fierce to burn your sugar, and the water you have ready by you is perfectly cold.—The above hints may be serviceable with a little practice to understand the different degrees of sugar.

TO CLARIFY SUGAR.

Take the white of half an egg, put it in a large stewpan or preserving pan, whisk it up, adding water till the pan is half full, and it appears like suds, or in a froth, then put in ten or twelve pounds of broken sugar, stir it over the fire till the sugar is completely dissolved, when so, take the spoon out, and attend to it till it boils, any dirty scum that appears, take off, but not the egg, when perfectly clear, strain it through a silk sieve or jelly-bag, to be ready for use. Deep pots with covers are the best to keep sugar in; or an earthen cask with a tap, keeps it free from dust, and prevents any waste.

ROCK SUGAR.

Put half of a pint, or a pint, according to the quantity you wish to make of clarified sugar, in a large sugar-pan, set it on the fire, in the meanwhile beat up with a fork in a small stewpan a very small quantity of the white of an egg, to which add fine powdered sugar till it comes to the thickness of the iceing for cakes (see page 324); when your sugar has boiled to *caramel* height, take it off the fire and stir in a small table-spoonful of the above iceing, stir it quick, let it rise twice, then pour it in a sieve, or in a paper case, cover the pan over it till it sets, then put it by for use; it ought to rise to the top like a sponge or souffé, —this will be white rock sugar; if you wish it red, stir in the egg a little carmine; if blue, a little powder-blue; yellow, saffron; green, saffron and blue together.

BARLEY SUGAR.

Boil in a sugar-pan a pint or quart of clarified sugar with a small bit of lemon peel till *caramel* height, have a marble slab ready lightly oiled, pour your sugar out in lengths according to the size you want the sticks, twist them, and when quite cold put them by for use.

SUGAR TABLETS, OR KISSES.

The same as the last, only leave out the lemon peel, pour it in one piece on the slab, and when nearly cold, cut it in half-inch squares, separate each square, sift some powdered sugar over them, and fold each separately in a small piece of writing paper. There may be a verse, enigma, &c. &c. written on each paper; but I think them better without.

TEA SUGAR.

Have ready made some very strong green tea, which you must add to the sugar as in the two former receipts; reduce it to *caramel*, and cut it and fold it in paper, the same as the last: add more or less tea to make it stronger or weaker.

PINE SUGAR.

Reduce fine clear pine syrup as before, and finish it the same.

The four preceding receipts may be flavored with any fruit or essence, and named accordingly: for example—apricot, orange, lemon, cherry, Noyau, Maraschino, vanilla, &c. &c.

DROPS.

Drops are made with the white of egg and sugar, much after the same manner as icing (see page 324).

LEMON

LEMON DROPS.

Take half a dozen of lemons, with clear skins, wash and wipe them dry, rub the lemons on sugar and scrape the sugar off on a sheet of paper, till you have taken off all the yellow, beat up in a basin the white of three eggs with a wooden spoon, at the same time adding the lemon, sugar, and more powder sugar, till it is so that it will just drop without running; add the juice of lemon according as you may want it acid. These are dropped about the size of sixpences on sheets of white paper, and dried in a warm closet, or before the fire, if no closet; when dry, take them off, put them in glasses, or boxes, to keep in a dry place; serve them as a garnish or in paper cases.

ORANGE DROPS.

The same as the former.—If wished to be sharp, add a few drops of lemon juice.

VIOLET DROPS.

Pick the finest scented violets you can get, quite free from their stalks, set on the fire in a sugar-pan one pint of syrup, which reduce to *caramel* height, then put in violets, which stir till cold, pound it and sift it through a silk sieve; beat up three eggs as before, add the violet sugar and powder sugar to bring it to a proper thickness, and a small quantity of fine powdered orris root; drop them as before.

ORANGE FLOWER DROPS.

Pick your orange flowers, and proceed as before,—let there be no orris root.

PEPPERMINT DROPS.

The eggs and sugar as before, with a few drops of the oil of peppermint.

PEPPERMINT LOZENGES.

Steep half an ounce of gum dragon (more or less, according to the quantity you wish to make) in warm water, the same as for gum paste (see page 267), squeeze it through a tammy, and mix it well on a slab with the best double-refined powder sugar, and a few drops of the oil of peppermint, till it becomes a stiff paste; work it well till perfectly smooth, then roll it out to the thickness of an eighth of an inch, cut it out with a cutter the size of a sixpence, and dry them in a closet or before the fire, on sheets of paper; keep them in boxes or glasses for use.

ROSE LOZENGES.

The same as the last; a few drops of the spirit of rose; colour the paste with a little cochineal.

VANILLA LOZENGES.

Pound one stick of vanilla with some sugar, sift it through a silk sieve, and mix your paste, as before, with the vanilla sugar; cut them, and dry them.—Observe, these lozenges may be cut in any shape you fancy, diamonds, rings, &c.

BISCUITS.

Weigh one pound of fine flour, which put before the fire to dry; then take a large clean basin, into which weigh one pound of fine sugar, grate in the rind of a lemon, then take sixteen eggs, put each yolk in separate, mixing it well each time; the
whites

whites put in a large copper basin. When all the yolks are in with the sugar, beat them well till perfectly smooth and white, during which time the whites must be well beat till of a stiff smooth froth; when so, add a little at a time to the eggs and sugar, mix them lightly together, then add the flour, warm, and one small glass of Noyau; when well mixed together, put it out in what shape or size moulds you fancy.—Observe, the mould or moulds must be buttered, and some fine sugar shook round the sides; bake them in a slow oven. If you bake them in very small moulds, they will require a quicker oven. It is usual to put a few pounded bitter almonds in, but Noyau is better.

FINGER BISCUITS, DROP BISCUITS, &c.

The finger biscuits are made with the same paste as the Savoy biscuit; drop them on sheets of paper in lengths, sift some sugar over them, and bake them in a quick oven; you may flavor them with Maraschino, rose-water, vanilla, orange-flowers, or any other; sometimes sprinkle carraway seeds over them. The drop biscuits are the same, except that they are made round.

TOAD-IN-THE-HOLE BISCUITS.

The same paste as the Savoy, drop them in small drops, put a dried cherry on each, sift some sugar over them, and bake them in a moderate oven.

PATIENCE BISCUITS.

The biscuit paste dropped as small as it possibly can be in very neat rounds, baked in a quick oven, and, when cold, join two of them together with apricot jam.—I consider it needless to give any
more

more receipts of the different shapes or flavors that may be given to the biscuit paste, as it rests entirely on fancy : be careful, in mixing it, to keep it as light as possible.

WATER BISCUITS.

Take one or two pounds of flour, lay it on the slab or board, put to it half an ounce of butter, add water, and mix it well till perfectly smooth and stiff, by beating it with the rolling pin, roll it out as thin and even as you can, prick it all over, and cut the biscuits out with a tin or iron cutter about two inches diameter, place them on sheets, and bake them in a quick oven. These are called water biscuits, but they will be found much better, if mixed with milk instead of water.

CARRAWAY BISCUITS.

Make the same paste as before, with a very little fine sugar, and a few carraway seeds, beat them well, roll them thin, and cut them in shapes three inches by one ; bake them in a quick oven.

RATAFIA BISCUITS OR DROPS.

Take half a pound of the best Jordan almonds, and half a pound of bitter, blanch them, put them in cold water, and pick all the spots out, dry them well, and pound them as fine as possible, put them in a basin, and mix with them one pound of fine powdered sugar, and a few drops of rose-water ; beat up the whites of five eggs to a stiff and smooth froth, mix them very lightly with the almonds and sugar, drop them in small drops on sheets of paper, and bake them in a slow oven.

CHANTILLY BASKET

Is made with the Ratafia drops:—have your drops ready, and some sugar reduced to *caramel* height, a round, or oval, or any shaped mould, according to the shape and size of your dish, place your biscuits round the mould, joining them with the sugar; when cold, take it carefully off, and line the inside with wafer paper; fill it with any kind of pastry, or with rusks and whipped cream, made to a strong froth. This most properly belongs to the second course, and may be fixed round the rim of a dish; the garnishing of it depends entirely on the taste of the maker; rock-sugar, gum-paste, flowers, comfits, &c. &c. may be used in garnishing. This basket may be made with drops made from the Savoy biscuit paste.

ALMOND CAKES.

See Almond paste (page 266); roll it out thin, and cut it in small round, or any shape cakes; bake them in a slow oven, or squeeze it through a syringe for that purpose; make it in knots, or any shape you fancy. This paste may be changed to different shapes and flavors, according to the taste of the confectioner.

QUEEN CAKES.

Weigh one pound of fresh butter, beat it well in the preserving pan till it comes to a fine cream; then beat up twelve eggs, yolks and whites, in another pan over a gentle fire till quite warm, take them off, and put in twelve ounces of fine powdered sugar, whisk it for two or three minutes, put them over the fire again, and whisk them till warm;

then take them off and continue whisking them till quite cold; then mix it with your hand, stir in one pound of sifted flour, the butter, and twelve ounces of currants well washed and picked; your heart tins, or any other shape being previously buttered, three parts fill them, put them on a baking sheet with paper under them, and bake them in a quick oven; if too hot, put a sheet of paper over them.

SHREWSBURY CAKES.

Beat up a pound of butter in a pan till as fine as cream—then take one pound of powdered sugar, a little cinnamon and mace pounded and sifted, four eggs, yolks and whites together, beat it well with your hand, and then put in one pound and a half of fine flour, work it well together, and roll it out on the slab or dresser, till thin and flat, cut them out to what shape or size you like, and bake them in a slow oven till they just change their colour.

GINGER CAKES.

Take two pounds of flour, which put on the dresser; take a stew-pan, into which break three eggs, beat them well with a spoon, add to them half of a pint of cream, continue beating them, and put the stewpan over a gentle fire, and stir them till just warm—then put in one pound of butter to the cream and eggs, half of a pound of powdered sugar, and continue stirring it over a slow fire till the butter is quite melted, pour it into the flour and mix it well all together; when in a smooth paste, roll it out on the dresser a quarter
of

of an inch thick, cut them the size of a five shilling piece, and bake them in a hot oven:—observe to put two sheets of thick paper under them.—Most proper for the winter.

GINGERBREAD NUTS.

Take one pound of the best thick treacle, which put in a large basin, to which add four ounces of fresh butter just melted, which stir well together, then add half of an ounce of the best ginger in powder, one ounce of preserved lemon and orange peel cut very small, and one ounce of coriander and carraway seeds pounded, which mix well together with one egg; add as much flour as will just bring it to a paste—roll them in nuts to what size you please, and bake them in a slow oven; diminish or increase the ginger as approved of by your employer.

A GINGERBREAD CAKE.

Weigh one pound and a half of flour, which put in a basin, half of a pound of treacle, and half of a pound of the best Lisbon sugar, one pound of butter just melted, and seven or eight eggs, beat these well together; then add one ounce of fine powdered ginger, the same of carraway and coriander seeds, and lemon and orange peel cut in shreds, one glass of brandy, a very little salt; mix all these well together, and bake it in two small hoops, in a regular, moderate oven, the same as any other cake.

RUSKS.

Take a stale Savoy biscuit, (to make see page 310,) cut it in lengths, and bake it in a slow oven till of a light brown.

BUNS.

To three quarters of a pound of fine flour put half a pint of warm milk, mix in two spoonfuls of light yeast, cover it up, and set it before the fire for an hour or more to rise, then work into the paste four ounces of sugar, the same of butter, a very little coriander and carraway seeds, finely pounded; make it into Buns, bake them in a brisk oven; when well baked and brown, take them out, and immediately brush them over with a mixture of a little egg, milk and sugar. This paste may be made in large cakes when cold, cut in slices, and baked as rusks.

SEED CAKES.

Take fourteen eggs, and break them in a copper pan, whisk them ten minutes, take one pound of butter, and beat it well with your hand to a cream, add one pound of powdered sugar to the eggs and whisk them over a gentle fire till just warm, then take them off and whisk them till cold; when cold, mix in the butter as light as you can with your hand, then put in two or three handfuls of carraway seeds, some sweet almonds cut, and a little cinnamon and mace pounded, then mix in one pound and a quarter of flour as light as you can with your hand, put three papers round the inside of the hoop, and five or six at the bottom, bake it in rather a brisk oven; it will take one hour and a half, or two hours to bake: if too brown, lay a sheet of paper on the top.

A LARGE RICH CURRANT CAKE.

(Commonly called PLUM CAKE.)

Take a large copper basin or preserving pan, into which put four pounds of butter, and work it
up

up with your hand, till it comes to a cream; have another large copper pan, and break into it fifty eggs, and whisk them ten minutes, then add to them four pounds of powdered sugar, and whisk them all together over the fire till quite warm; be careful they do not stick to the pan, take them off, and whisk them till cold; then mix in the butter with your hand, and put in one ounce of pounded mace and cinnamon, and a gill of brandy, one glass of Noyau, two pounds of lemon and orange peel and citron, and one pound of sweet almonds all shredded, then finish mixing with five pounds and a half of fine flour and four pounds of currants, well washed, picked and dried, have your hoop ready papered, with four sheets inside, and six at the bottom, your oven rather brisk; to try when it is done, put a packing needle or skewer in the cake, when enough, it will be perfectly dry.

PLUM OR CURRANT CAKE,

Another Way.

Beat one pound of butter in a basin to a cream; then stir in one pound of fine-powdered sugar, a little pounded cinnamon and nutmeg; when well mixed, stir in the yolks of ten eggs, one at a time; the whites you must beat to a strong froth, and work them in lightly, a few at a time; then add one pound of shredded orange and lemon peel, two ounces of pounded sweet almonds, two glasses of brandy, and stir in two pounds of currants, and lastly one pound and a half of fine flower, mixing it all together as light as possible. Put three sheets of paper round a tin hoop, and six at the bottom; bake it in a moderate oven for three hours. If it

should brown too quick, put some paper on the top. A brick oven is best for these kind of cakes, the heat is always more regular.

ICEING FOR CAKES.

Take a large basin, into which put the whites of three eggs; be careful there is none of the yellow with them; beat them up well with two wooden spoons, the same as you beat a cake; the whisk will not do, because it makes them too frothy: while you beat them keep adding some very fine pounded double-refined sugar, and the juice of a lemon, little at a time; when perfectly white, smooth, and of such a consistence that it will just remain on the cake without running off, it is ready. This quantity will ice two middling sized cakes; pour it on the top of the cake and smooth it down with a card; put it to dry in the warm closet, or before the fire; turn it often. If you wish to ornament it, lay the ornaments on while the iceing is wet; or fasten them on with a little white of egg and sugar, after the iceing is dry.

LEMON WAFERS.

Squeeze six lemons into a large basin, to which add some double-refined pounded sugar, till it is of a fine smooth thickness, put in one white of an egg, and mix it well together with a wooden spoon. Take some sheets of wafer paper, which lay on a pewter or tin sheet, put a spoonful on, and with a knife cover the wafer paper all over, cut it in eight or twelve pieces, put them across a stick in the hot stove, and you will find they will curl; when half curled, take them off, and set them up endways, in a sieve; let them be in the hot stove one day,
and

and you will find them more curled; they are then ready; keep them dry.

ORANGE WAFERS.

Rasp the rind of six China oranges very fine, cut them in half, and squeeze them into a basin, and the juice of three lemons; add some fine powdered sugar, and make it of the same thickness as your lemon wafers; and dry them the same with wafer paper.

PEPPERMINT WAFERS.

Squeeze six lemons into a basin, add some powdered refined sugar, and one white of an egg; beat it till it is very white; put a few drops of the oil of peppermint, and finish it the same as lemon wafers.

ROSE WAFERS.

The same as above, flavored with spirit of rose, and coloured with cochineal.

APRICOT JAM.

Take a quantity of ripe apricots, cut them in pieces, and take out the stones; mash them down in a large copper preserving pan, then put them over the fire, mashing them all the time; force them through a colander or wire sieve with a pestle; when all through, set them over the fire, and let them boil for ten minutes, stirring them all the time.—To every pound of pulp, have ready a pound of sugar, clarified and boiled to *caramel* height; then put in the pulp, and let it boil twenty minutes, stirring it all the time; put in a few apricot kernels, blanched, and put it out in pound or half-pound pots, with apple jelly on the top, over
that

that a brandy paper, and a double paper tied over the pot.

RASPBERRY JAM.

Let your raspberries be gathered on a dry day, when perfectly dry; mash them well down in a large basin, then have their own weight of loaf sugar boiled to *caramel*; put the raspberries in, and boil them half an hour, stirring them all the time: put them in pots, as the apricots.—A little currant juice with the raspberries is an improvement; and if you should not like so many seeds in the jam, rub them through a wire or coarse hair sieve.

STRAWBERRY JAM.

Having picked the stalks from the strawberries, mash them well in a large preserving pan; set them over the fire, and make them so hot as nearly to boil; pass them through a wire sieve, and boil them twenty minutes, stirring them all the time; have ready boiled a pound of sugar, as near as you can, to a pound of pulp, and finish it the same as apricot jam.

DAMSON JAM.

Having picked your damsons from the stalks, put them in jars covered in a very slow oven, till reduced to a pulp—rub them through a wire sieve;—take an equal quantity of sugar, boiled to *caramel*, put in the pulp, and boil it ten minutes or a quarter of an hour; put it in pots, with brandy paper over it, and tie it down.

BARBERRY JAM.

Gather the barberries on a dry day; pick them from the stalks, and set them in the oven in a jar
or

or jars, to bake; when thoroughly done, pass them through a wire sieve, be careful that no skins get amongst the pulp; weigh it, and to every pound of pulp have a full pound of sugar boiled to *caramel* height—boil it ten minutes, and put it in pots covered with apple or currant jelly, a brandy paper, and tied down.—(*Pages 205 to 303, see other Receipts for Jellies and Creams.*)

CURRANT JELLY.

Take a large quantity of red currants, examine them well, that there are no leaves or useless stalks in them; set them on the fire till all the juice is boiled out of them, but not longer; strain the juice through a flannel bag, two or three times, if you wish it fine; take an equal quantity of syrup as juice, put it in a large preserving pan, let it boil down to *caramel* height, then put in the currant juice, and boil it twenty minutes or longer; skim it often, and put it in your pots or glasses, with brandy paper on the top. You may pick your currants, if you like, but they are found to do equally as well without—white currants the same.

APPLE JELLY.

Choose the most juicy and sharp apples you can get—the Ribston or Russet are the best—peel and core them, put them in a preserving pan, with just water enough to cover them; boil them gently till to a marmalade, then strain them through a jelly-bag; when all through, measure the same quantity of clarified syrup; boil it down to *caramel*, then stir in the apple juice, and boil it for half an hour; try it, by dropping a little on a plate,
and

and set it to cool: if it sets, it is ready. Put it in pots, cover it with brandy paper, and tie it down.—This kind of jelly is in general put over the jams.

GOOSEBERRY JELLY.

Take four quarts of green gooseberries, more or less, according to the quantity you wish to make; to which add three quarts of water; boil and mash them well, and run the juice through a flannel bag. When all the juice is from the gooseberries, measure it—put on the same quantity of clarified syrup, boil it to *caramel*, and finish it the same as apple jelly.

RASPBERRY JELLY.

Take some ripe raspberries, gathered on a dry day; mash them well in a preserving pan, set them on the fire, and stir them all the time; when nearly boiling take them off, and run them through a jelly-bag or sieve, but let none of the seed pass; then set it on the fire and let it boil twenty minutes; to every pint of jelly add a pound of sugar, boiled down to *caramel*; put in the jelly, and boil it together for twenty minutes; put it in pots, and finish as directed for other jellies.

ICE CREAMS, &c.

(For a greater Variety of Creams, see pages 304 to 311.)

APRICOT ICE CREAM.

Take one dozen of ripe apricots, cut them in half, take out the stones, and set them on the fire with about half a pint of syrup; let them boil
gently

gently; meanwhile take the kernels, blanch and pound them fine, put them with the apricots;—when boiled a few minutes, and all well melted, pass them through a hair sieve into a basin, add to them the juice of one lemon and one pint of cream.—Put it into the freezing pot, cover it up, set the pot in a pail with some pounded ice under it, and round the sides, with plenty of salt; continue turning the pot round for a few minutes, then scrape it well from the side with the ice spaddle, and continue so doing till it becomes as smooth as butter, and thick; then put it in your mould in another pail, with ice under and over it, and plenty of salt; or turn it out of the freezing pot, into the ice pail, or in glasses.—This ice may be made of the bottled apricots (for which *see page 335*), treating them in the same way; or of jam, but then use much less sugar.

STRAWBERRY ICE CREAM.

Take two pottles of scarlet strawberries, mash them well down in a basin, to which add half of a pint of strong syrup, cold, and the juice of one lemon, rub them through a fine hair sieve or tammy; then add one pint of cream, and freeze them, as before directed: a little fresh currant juice is an improvement.

BISCUIT ICE CREAM.

Take six eggs, the yolks of which put in a stew-pan, which with a wooden spoon beat up, and add one pint of cream, the rind of a lemon, and half of a pint of syrup. Stir it on the fire till it begins to thicken, crumble into it some Savoy and ratafia biscuits, rub them through a sieve, and freeze it.

GINGER

GINGER ICE CREAM.

Take a quarter of a pound of preserved ginger, pound it fine, and put it into a basin with half a pint of syrup, one pint of cream, and the juice of one lemon: mix all well together, and freeze it.

PLAIN ICE CREAM.

Put one pint of cream into a freezing pot, as usual, with ice round it; whisk it till it hangs to the whisk, then take the whisk out, and put in a table-spoonful of refined powdered sugar; scrape it, and stir it well about, till frozen, with the ice spaddle, and then put it in the ice mould, or glasses.

ORANGE-WATER ICE.

Take eight China oranges, squeeze the juice through a sieve into a basin, and the juice of one or two lemons; have ready on the fire three gills of syrup, with the thin rind of an orange, boiled to nearly two gills. Mix it well with the orange juice, by passing it through the sieve two or three times; then put it in the freezing pot, and finish as directed for the other ices.—Observe, the water ices must be well worked, to make them as smooth as butter: if at all crisp and hard, they are not right.

PEACH-WATER ICE.

Take ten or a dozen peaches, peel and take out the stones, which break, blanch the kernels and pound them; put them with the peaches in a preserving pan, with about a pint of syrup; set them on the fire, and let them boil till quite done; rub them through a sieve; add the juice of one or two lemons, and freeze it as before. Take care that it is perfectly smooth.

CHERRY-

CHERRY-WATER ICE.

Stone in a large basin, two pounds of fine ripe cherries, mash them well together; pound in a mortar the stones, which put with the cherries, one pint of syrup, the juice of two or three lemons, and a little currant juice or currant jelly; when well mixed together, run the whole through a jelly-bag, and freeze it smooth as before.—This is an excellent ice, if well mixed while freezing.

STRAWBERRY-WATER ICE.

Pick two pottles of the best scarlets in a large basin, mash them well with a wooden spoon, put to them one pint of cold syrup, a little currant-jelly or juice, and the juice of two or three lemons; mix them well together, and rub the whole through a fine sieve or tammy, put it in the freezing-pot, and proceed as before.—Observe to keep your strawberries quite cool.

DAMSON-WATER ICE.

Set on the fire one pint of syrup in a preserving pan, into which put one quart of damsons, let them simmer gently till well done, pass them through a sieve, and add the juice of one or two lemons and three or four drops of Noyau, freeze it smooth by well working it.

LEMON-WATER ICE.

Put one pint and a half of syrup on the fire with half a pint of water and the thin rind of a lemon, squeeze four or five lemons through a sieve in a basin, when the syrup and peel has boiled a few minutes, skim it, let it cool, and then mix it with the lemon-juice;—freeze it.

PUNCH A LA ROMAINE, OR ROMAN PUNCH.

Make a lemon ice the same as foregoing, only with as little sugar as possible, boil about half a pint of syrup *to blow*, or the second degree, whisk up the whites of three eggs to a strong froth, then add the sugar to the eggs hot, one glass of rum, brandy, Maraschino and Noyau, mix the whole into the lemon-ice, and whisk it up till it becomes thick.— Serve it in glasses for balls or routs.

BOTTLED FRUITS.

OBSERVATIONS.

I intend giving these receipts as the different fruits come in season or are ready for bottling. That I may not have to repeat it in every receipt, I think it proper to give a few hints. In the first place, be particularly careful that your bottles are well washed, and well dried by putting them in a very slow oven for a night or three or four hours; be careful that your corks or bungs are of the best sort. Next observe, that your fruit must be gathered dry, and put into the bottles as soon as you can; if left till the next day, they will frequently get mouldy, and other ills will attend them.

When you put your bottled fruit on the fire, let the water be cold, raise the heat gradually, and when the fruit is ready, take the fire from under it, or lift it off, and let it cool very gently, but mind never put in cold water, as your bottles will be sure to burst; they are in general packed round in the copper pan or boiler, with hay or soft straw, water up to the necks of the bottles, and covered over with a thick cloth or cover to keep in the steam; it is a good method to have a flannel bag
for

for each bottle, it then requires no other packing, and if the bottle should burst, you save the fruit in the bag, but it will not do to bottle again, only for present use. Each bottle is well corked, bladdered, and tied down before it goes into the water; and, when cold, dip each cork and part of the neck of the bottle in a mixture of rosin with a little lard, while hot.

RHUBARB.

Take what quantity of rhubarb you wish to bottle, peel it, and cut it in small pieces the same as for a tart, put it immediately in the bottles, shake it well in, cork and bladder it, put it on the fire as directed in observations, and when it begins to boil, take the fire from it, or take it off, let it cool as before directed, and rosin it.

GREEN APRICOTS.

Have the apricots gathered before the stone gets hard; they all should be tried with a small sharp skewer, by piercing it on one side; if hard, it will not do; put them in a cloth with a handful or two of salt, in which shake them and rub them about to get off the down, then wash them well, and just scald them, put them in a sieve, make them very dry in a cloth, and put them in the bottles as before, let them simmer for half an hour, and then cool slowly.

GOOSEBERRIES.

Gooseberries may be bottled at any size, but the best and most proper time is when they are half-grown; the English rough red, and a smooth green gooseberry are the best kinds. Let them be gathered on a fine dry day, picked and put into the bottles directly; they should not stand a night be-

fore they are put in the bottles as they are apt to sweat, consequently they will get mouldy when bottled; skake them well down in the bottles, and let them simmer ten minutes—if younger, fifteen minutes, if older or riper, only just let them simmer; when cold, dip in rosin.

CURRENTS.

Take what quantity of currants you wish to bottle just before they turn red, have them gathered on a fine day, clip them clean from the stalks with a pair of scissors, put them in the bottles and shake them down, cork and bladder them, and proceed as before; let them simmer ten minutes; if you wish to bottle them ripe, shake them carefully down in the bottles, and only just let them begin to simmer.

CURRENT-JUICE.

Put your currants in a preserving pan over the fire just to draw the juice from them, strain through a jelly-bag, and put in quart bottles perfectly dry, cork and bladder them, and proceed as before; let them simmer half an hour. This currant-juice will make good jelly, and is very useful to make currant-water for balls. The juice may be pressed through a wine-press, instead of going on the fire.

RASPBERRY.

Melt the raspberries down in the preserving pan, strain the juice through a bag, and proceed as for currant-juice.—It is a good mixture with the currant-juice.

CHEERRIES.

Gather the cherries on a fine dry day, stone them, or only take off the stalks, put them in the bottles,

bottles, cork them well, and proceed as before; let them simmer a quarter of an hour.—If you stone them, put in a few of the kernels.

CHERRY-JUICE.

Take a quantity of very ripe cherries, the Morella, or any that is very juicy, stone them, and mash them well together, pound the stones in a mortar, and mix them with the cherries, strain them through a jelly-bag, and bottle the juice as the currant.—Excellent for ices, jellies, and cherry-water for balls.

APRICOTS.

Be careful that the apricots are well ripened and perfectly dry; cut them in halves, quarters, or let them be whole; if whole, have large-mouth bottles with bungs, secure them well with cork and bladder; with the halves and quarters, put in a few kernels; they must simmer five minutes—the whole ten minutes; finish them as before.—These do well for tarts or ices, and may be made into jam.

PLUMS.

The wine sours are the best, but any plum may be bottled; pick them from the stalks, and get them in the bottles as quick as you can; cork and bladder them, and finish them as before.—The wine sours, when ripe, must simmer ten minutes; not ripe, five minutes longer; and some of the hard plums half an hour.

DAMSONS.

The same as the plums.—Excellent for tarts, or ices, and may be made into cheese or jam at any time.

PEACHES.

Take the skin off the peaches, cut them in halves or quarters, bottle them, and close them well down as before, and only just let them begin to simmer, for they are very tender; put in a few of the kernels.

NECTARINES.

Proceed the same as with the peaches, only let them simmer ten minutes;—some of the kernels.

BARBERRIES.

Gather the barberries when quite ripe and dry, pick them from the stalks, put them in bottles, cork them as before, put them in the water, and let them simmer twenty minutes; these may do for tarts, jelly, jams, or ices.

FRUITS IN BRANDY.

MORELLA CHERRIES.

Choose the finest Morella cherries you can get, cut off the stalks about half an inch long, then place them regular in the glass jars, put twelve ounces of powdered sugar-candy to every quart of brandy; when the sugar is dissolved, pour it over the cherries; cover the glass close with a bladder, and fill it up as the cherries, take the brandy, serve them for dessert in glasses for that purpose.

APRICOTS.

Get the finest and clearest-skinned apricots you can, the Moor-park, but not too ripe, put them in a pan of water, and cover them over with paper; set them over a slow fire and let them simmer till soft, take them out, and put them in a table cloth
doubled

doubled two or three times, and cover them close; have some of the best French brandy, to every quart of which put ten or twelve ounces of powdered sugar-candy. Put the apricots in the glasses, and when the sugar is dissolved in the brandy, fill the glasses up, and cover them close with a bladder. The apricots suck up a good deal of brandy, therefore you must mind and keep them covered with brandy by frequently filling the glasses up.

PEACHES.

Take the finest white heart peaches which come in last in the season; proceed with them the same as directed for apricots; be careful that the brandy is the very best white French.

GREEN GAGES.

Take some preserved green gages, drain the syrup from them, put them in the glasses; and to every quart of brandy, put four or five ounces of powdered sugar-candy; when melted pour it over the gages, and cover them close with a bladder.

PLUMS.

Take some preserved plums, and proceed as directed for gages.

PRESERVED FRUITS, WET.

APRICOTS.

Cut the apricots in half, and with a small knife peel them very neatly, have a preserving pan of boiling water on the fire, and another with boiling syrup; put the apricots, a few at a time, in the boiling water, when a little tender take them out, drain them, and put them in the boiling syrup, and let them boil slow for ten minutes; put them
in

in a flat-bottomed earthen pan, and cover them over with paper, boil the syrup a little longer, then pour it over the apricots; the next day boil them five minutes, and put them carefully back in the pan; the syrup must be boiled the four or five following days, and poured over them. There ought to be a small hole in the bottom of the pan, with a tap or spigot to draw the sugar off without disturbing the fruit. The sixth day put them in pots with apple-jelly on the top, and brandy-paper; be careful the pots are dry, and the apricots must hardly be ripe.

GREEN GAGES.

Take care that they are very fine and perfectly sound, prick them well and put them in cold water; have ready a very thin syrup, in which only just scald them, have ready another thicker syrup, in which let them have one gentle boil; then put them in an earthen pan with a tap at the bottom, and let them stand till the next day, then draw the syrup from them, boil it, and pour it over them; repeat the same for eight days, and then let them have a gentle boil, and put them in the pots with apple-jelly, and brandy-paper on the top.

STRAWBERRIES.

Pick the finest and largest strawberries you can get, gathered on a very fine day, put some syrup in a preserving pan, which boil quick for half an hour, put the strawberries in while it boils, but not too many at once, let them boil a quarter of an hour, take the scum off with paper; if you perceive them likely to break, take them off and put them in the pots; when cold, pour apple jelly over them: finish them as before.

ORANGE

ORANGE PEELS.

Choose the finest Seville orange peels free from spots, set them on the fire in a preserving pan, and let them boil till quite tender, two or three hours, throw them in cold water, scrape all the pith from the inside, and place the peels one in another, round the bottom of a pan, with a tap, till nearly full; then pour syrup enough over them to cover them, let them stand two days, draw the syrup from the peels, boil it, and pour it over them; repeat it five or six times, and keep them well covered, by adding more syrup; when finished, put them in stone jars, covered with a bladder and leather.

LEMON PEELS.

The same as the orange: take care that they are boiled tender; and boil the sugar three or four days longer: finish them and cover them down the same.

CHERRIES.

The cherries must be the very best Kentish, stone them without breaking, and put them in a large pan, pour some boiling syrup over them, and cover them till the next day, then boil them and put them in the pan again; the day after boil them gently for twenty minutes, and put them in the pan again; repeat it for eight days, then make a thick syrup for them, put them into it and then into the pots, with apple jelly and brandy-paper over them.

CUCUMBERS, OR GIRKINS.

The cucumbers must be a good green and free from spots; put them in salt and water for three
days

days, then take them out and drain them well, put them in another pan of water, scald them, and let them stand all night; then drain the water from them, put them in a pan, and to every two quarts of water put half a pint of syrup, let them boil over a slow fire five minutes, put them into the pan again, and let them stand till the next day, boil them again, then drain that syrup from them; then have a clean pan, with the syrup of a proper thickness, let it boil, put the cucumbers in, and let them boil gently for a quarter of an hour, then put them in a flat pan, and cover them, let them stand two days, and then drain the syrup from them; boil the syrup two or three minutes, and pour it over them; repeat the same five or six days, put them in pots, and cover them with a bladder. It will be an improvement to put a few pieces of the best ginger, cut, in each pot.

GREEN GOOSEBERRIES.

Choose the finest and largest green gooseberries you can get, scald them, be careful that they do not boil. Put them in a large pan, let them stand three days; then drain the liquor from them, put them into another pan with water and a little syrup, set them over the fire till warm, but not to boil, only till they are green; the next day strain all the liquor from them, put them into an earthen pan, and pour thin boiling hot syrup over them; repeat this for six days, reducing the syrup to make it thicker, then put them in pots and tie them up when cold.

DAMSONS.—(*Damascenes.*)

Take the largest and most perfect damsons, prick them at each end, have some syrup boiling on the
fire

fire for a quarter of an hour, into which put the damsons, and boil them slow for twenty minutes, and skim them well; put them into an earthen pan, cover them up, the next day strain the syrup from them; boil it well, then put the damsons with the syrup into pots, and when cold, put some apple jelly over them, and cover them with brandy-paper, and paper tied over them.

ANGELICA.

Cut the stalks of the angelica about six inches long, boil them in a pan of water till tender, string the outsides, and put them in a pan of cold water; drain all the water off, and lay them in a flat earthen pan, till above half full, then cover them well with boiling syrup; always keep the angelica well covered with syrup; let it stand till the next day, then draw off the syrup by a hole at the bottom of the pan, and boil it, which repeat for six or eight days, till the syrup becomes thick; let it remain in the same pan, or put it in glasses, and cover it up for use.

DRIED FRUITS.

APRICOTS.

Take apricots, that you have preserved, out of the syrup, wash them in warm water, lay them separate on sieves, put them into the hot closet for three days, changing the sieves every day; when dry, put them in boxes in layers, with paper between each layer.

GREEN GAGES.

Put some preserved green gages over the fire to warm, drain the syrup from them, put them on
sieves

sieves in the hot closet, change them every day, and turn them, for three days; mind they do not stick; then put them in boxes as the apricots.

ORANGE PEELS.

Take preserved orange peels out of the syrup, wash them in warm water, put them on sieves in the hot closet to dry for three days, changing and turning them; when dry, put them in boxes.—Lemon peels are done the same.

CHERRIES.

The cherries must be the best Kentish; draw the stone out, if you can, with the stalk, or with a quill similar to a tooth-pick, thrust it down at the top of the cherry, and draw the stone out without tearing the cherry; when the cherries are stoned, put them in a large pan, a layer of cherries and a layer of powdered sugar, till the pan is full; if you have enough, let them stand three days till the sugar is dissolved, then let them have two or three boils, and put them in the pan again, and let them stand till the next day; repeat the same four or five days; then pour them on a sieve, have several sieves ready, on which lay them singly, only just to cover the bottom, put them in the hot closet, turn and change them every day till dry; have a box ready papered, put the cherries in, a layer of cherries and a sheet of paper, till filled.—Keep them in a dry place for use.

ANGELICA.

Take preserved angelica out of the syrup, wash it in warm water, cut it in slips, make it into knots, or plat it, or put it in what form you please; put it on sieves in the hot closet, turn it often, and when dry, put it in boxes or glasses.

DAMSONS.

DAMSONS.—(*Damascenes.*)

Drain all the syrup from damsons that have been preserved, lay them on sieves, only one layer, put them in the closet warmer than usual, change the sieves, and turn the damsons every day; when not at all sticky, put them in a box in layers, with paper between each layer.

BIFFINS.

There is an apple called a biffin, the skin is tougher than other apples. Take what quantity you want of these, put them on baking sheets in a cool oven, so as not to cause them to burst; when they begin to soften, press them gently with your fingers, then put them in the oven again; so continue doing till they are quite done, and you have them quite flat, like round cakes; rub a very little sweet oil over each, and put them in boxes with paper between each layer.

HOME-MADE WINES.

COWSLIP.

Take four pounds of loaf-sugar, to which add one gallon of water, boil and skim it well, as long as any scum rises; to each gallon of water, put the thin rind of a lemon, and three gallons of the flowers of cowslips, which let boil three minutes, then put them into a tub, and when nearly cold, toast a piece of bread, which spread thick with yeast, put it in the liquor and let it stand to ferment for two days; then put it into the cask with the juice of six or eight oranges, or three or four lemons; to five gallons of wine, put one quart of brandy;—white is preferable.

GOOSEBERRY.

The gooseberries must be gathered on a dry day, and only half ripe. Pick and well bruise a peck of them in a tub, then put them in a press, and squeeze all the juice from them you can, to every gallon put three pounds of sugar, loaf is the best, pounded, stir all together till dissolved, then put it into a cask, which must be quite full; if ten gallons, let it stand a fortnight, if twenty, three weeks; set it in a cool place, then draw it off the lees, and pour in the clear liquor again; for ten gallons, one quart of brandy;—let it stand four months, and bottle it.

CURRANT.

Gather the currants when full ripe on a fine dry day, strip them into a large pan, and bruise them well with a pestle; let them stand three days to ferment; then run all the liquor through a sieve, to every gallon put three pounds of sugar, stir it well together and put it into the cask; to every six gallons put a quart of brandy, and let it stand three months.—If fine, bottle it; if not, draw it off into another cask, and add a little isinglass, let it stand a month longer, then bottle it.

CHERRY.

When the cherries are full ripe, take off the stalks, put them in a press to squeeze all the juice from them, to every gallon of liquor put two pounds of loaf sugar, mix it well together, then put it into a cask, which must be full; when it has done working, stop it close for three months; if clear, bottle it. If a sour cherry, as the Morella, put three pounds of sugar, likewise you may pound
some

some of the stones, which put in the cask to give the flavor of the kernel;—a quart of brandy to eight gallons.

ELDER.

Gather the elder-berries on a dry day, when full ripe, pick them, and put them into the copper; to every gallon of berries, add a gallon of water, let them boil till the berries are quite soft, then strain and press them well through a strong hair or wire sieve; then put it in the copper again, and to every gallon of liquor put three pounds of moist sugar; let it boil an hour, skim it well, then put it in a tub; when nearly cold, toast a piece of bread, which spread thick with yeast, put it in the liquor, and let it stand two days to work, and put it into a cask of a proper size; if ten gallons, put two quarts of brandy; tie a few cloves and bruised ginger in a muslin bag, which hang from the bung-hole into the liquor; when it has done hissing, close it up; let it stand one year, then bottle it.—If you like, you may leave out the spices, as it may easily be flavored with them when warmed.

ELDER-FLOWER.

To every six gallons of water put eighteen pounds of loaf sugar, boil and skim it half an hour, when nearly milk warm add a quarter of a peck of picked elder-flowers, the juice and peels cut thin of six lemons, six pounds of cut raisins, and four spoonfuls of yeast spread on a toast, stir it often for three or four days; when quite done working, put in a proper size cask, and stop it up.—It may be bottled in ten or twelve months; a quart of brandy to eight gallons—or none.

RAISIN.

To six pounds of Malaga raisins put one gallon of water; let it stand to ferment in a tub for twelve days or a fortnight, stirring it frequently, then put the raisins in a wine-press and squeeze them as dry as possible; the liquor put in a cask of the proper size to be full; to ten gallons, put one quart of brandy or more; dissolve six pounds of sugar-candy, and put it in the cask; when it has done hissing, bung it close down;—if you wish to make it extra rich, put seven pounds of raisins instead of six; let it stand ten or twelve months, then bottle it.

GINGER.

Put seven pounds of sugar in a copper pan, to which add five gallons of water; boil and skim it a quarter of an hour; then put the liquor into a tub, and when cold, add six pounds of Malaga raisins. Have ready six ounces of ginger, boiled in two quarts of water till it is reduced to one, and the peels of two lemons, cut thin and boiled with it;—when it is cold, put it to the liquor, with two ounces of isinglass; spread a toast thick with new yeast, and put it in; let it stand two days to ferment; then take out the bread, and put the liquor into a cask, with a pint, or more, of brandy: when done hissing, stop it close. In two months you may bottle it.

ORANGE.

Take forty pounds of loaf sugar; to which put thirty quarts of water, and the whites of four eggs; mix all well with the water while it is cold; boil it, and skim it well for half an hour; have ready in a tub ten quarts of the juice of Seville oranges,
and

and half of the rinds cut thin; pour the boiling liquor over them, and let it stand till cold, and then add a quart of brandy; put it in the cask, stop it close, and in six or eight months it will be fit to bottle;—if too sweet, let it stand longer.

GRAPE.

To two gallons of grapes put one gallon of water; bruise the grapes, let them stand a week, then press them; to every gallon of liquor put three pounds of sugar; put it in a proper sized cask, when done hissing, stop it close—one quart of brandy to eight gallons. It will be ready to bottle in ten or twelve months, if perfectly clear.

DAMSON.—(*Damascenes.*)

Let the damsons be gathered on a dry day, weigh and well bruise them, then put them into a large earthen pan, that you use for preserving, that has a tap or a spigot at the bottom; to every eight pounds of fruit put one gallon of water, which you must first boil, and put scalding hot over the damsons. Let it stand two days, then draw it off, and to every gallon of liquor put two pounds and a half of sugar—put it into a vessel of a proper size to be full; when it has done hissing, put in a quart of brandy to six gallons; stop it close, and in twelve months bottle it, if clear; if not, let it stand longer.

DISTILLATION.

HAVING given a few receipts of the best and most serviceable made wines, it is highly necessary that a housekeeper should know something of distilling—to the full extent is not necessary—

enough to have it in her power to turn every thing she has in her charge to the best advantage, that nothing may be lost, which is too often the case, by employing those that have not experience—such, of course, are got for lower wages. On the other hand, take a person that knows her profession well, to the full extent; give that person three times the wages of the other, the person with the heavy wages, as may be thought, is by far the most profitable servant; her employers likewise may have the happy satisfaction of knowing that none of their property is lost. That person, with her great abilities, if a just and honest servant, will have her eye on every thing, and not let an atom be lost. The other, for want of foresight and true knowledge of her profession, will throw away and destroy many a valuable article, that may prove of the greatest advantage to her employer.—For instance, in Home-made Wines, —even Ale and Beer—all have more or less dregs at the bottom of the cask; these dregs are thought useless, and thrown away:—I say no, let all be passed through the still, and a spirit may be drawn from all. Whatever wine you bottle, distil the dregs or grounds, bottle it, and keep it one year; you may then use it in your wine instead of brandy:—there is the advantage, besides liqueurs and cordials.—A still for the above purpose will cost five pounds, which in a short time will pay itself, by proper use: therefore no family that make wines ought to be without it.

A still consists of a boiler, which contains the wash or dregs; and a tube, in passing through which the vapours are condensed; the tube is convoluted, in order that it may have a great length

length in a moderate compass, and it is thence called the worm. The worm is generally made of tin or pewter, which passes through a tub of cold water, which must be kept continually cold, by drawing it off by a tap, and adding more.—It is a good method to have it continually running in and out, but there is not always a conveniency for that. Your still must not be much above half or three parts full; keep a moderate fire under it, and watch it very closely, for if it should boil over, you will have it all to do over again; let it only drop, which ought to be as clear as crystal; draw about one quart of spirit from six of dregs (but that greatly depends on the strength of the dregs). When you have several bottles, distil it over again, which will be very strong; draw about half: the remainder in the still add to any dregs that you distil afterwards.—To prove the strength, put some spirit in a glass, let one drop of sweet oil fall into it; if strong, and above proof, the oil immediately sinks to the bottom of the glass. Brandy is produced by the distillation of wines of all kinds, and by no other fermented liquor; though the purely spirituous part of all fermented vinous liquors, procured by distillation, is essentially the same, and therefore an infinite variety of imitations of the intermediate produce of distillation may be produced by adding flavoring and colouring matters to any kind of pure spirit;—therefore the spirit or brandy that we get from the dregs of our wines, if kept to have age, will fully answer the same as the foreign brandy.—There is another method of distilling, which is the use of the *Balneum Mariæ*, a much more tedious, though a sure way of getting a pure spirit,
with

with a good flavor, and not burnt.—It is, instead of having your boiler next to the fire, set it in another boiler with water, which must be kept continually boiling; the spirit will drop slow, but of a good flavor; however, with care and attention, the other way will answer all purposes.

CHERRY BRANDY.

For four gallons.—Oil of cloves twenty drops, three gallons of good spirits or brandy, mix it well together; the juice of black and red cherries, equal parts, one gallon, syrup three pints, and mix it well. Bottle and cork it well.

CREME DE NOYAU.

For four gallons.—Blanch and bruise two pounds of apricot and peach kernels, infuse them in three gallons of spirit for twelve days or a fortnight; then strain off the spirit, and add one gallon of clear syrup: mix it well together: bottle it and keep it for use.—If you want it a pink colour, put a little powdered cochineal to the almonds; if yellow, a little saffron.

CREME D'ORANGE.

Take the juice of Seville oranges five dozen, spirit of wine two gallons, sixteen pounds of sugar dissolved in four gallons of water, orange flower water two quarts, saffron one ounce; infuse all together for a fortnight, then strain it through a flannel bag, and bottle it for use.

RATAFIA DE CERISES.

Take sixteen pounds of Morella cherries, with their kernels bruised, spirit two gallons; infuse them together for three weeks; strain it off, then
add

add four pounds of loaf sugar, clarified and made in a syrup.—Bottle it.

ANNISEED CORDIAL.

For two pints.—Oil of anniseed ten drops, spirit of wine three gills, and one pint of syrup, mix all well together; and it is ready for use.

CITRON CORDIAL.

For four gallons, take essence of lemon and bergamot, of each a quarter of an ounce, spirit of wine five quarts, mix it well together; then add two gallons of syrup, and three quarts of water.—Bottle it.

PEPPERMINT WATER.

Gather the peppermint just before it flowers, pick the largest stalks off; put the leaves in a large tub, with just water to cover them; let them stand twenty-four hours; fill the still three parts full, and draw it off very slow;—put it in bottles, but do not cork them for three or four days. If you wish to have some of the oil by itself, for drops or lozenges; you must have a straight earthen-pot, with holes at certain distances, and a peg in each; the oil floats at the top; when you have got as much as you can from the still, draw the peg out where the oil is, it will run clear off: hold a bottle under to receive it.

PEPPERMINT CORDIAL.

For four gallons, take oil of peppermint half an ounce, spirit of wine five quarts, mix them well together, then add two gallons of clear syrup, and three quarts of soft water that has been boiled.

ESSENCE OF PEPPERMINT.

Oil of peppermint four ounces, spirit of wine two pints, mix it well together; this will be found very convenient to have always ready, for mixing the above cordial; having the syrup ready, it may be mixed in one minute.

LAVENDER WATER.

Gather the lavender when full ripe, before the flower opens; pick it from the stalks, soak it in a tub, with water just enough to cover it, for three days, often stir it; fill the still three parts full, and draw it off slow; the oil may be taken off the same as the peppermint.

ROSE WATER.

Gather the moss or cabbage roses as soon as they open, pick them well from the stalks, and put them to soak the same as the lavender; fill the still three parts full, and draw it off very slow.

ELDER FLOWER WATER.

Gather the elder flowers, when just ripe, pick them from the stalks, soak them for two or three days, and distil them the same as before.

ELDER FLOWER SYRUP.

Having the elder flowers well picked, infuse them for three weeks, or a month, in clear syrup; strain it off, and bottle it for use. This syrup makes an excellent imitation of the Frontigniac grape ice; lower it with thin syrup, and the juice of one or two lemons, freeze it: Likewise a pleasant cordial, by adding spirit, and mixing it the same as peppermint.

CAPILLAIRE.

CAPILLAIRE.

To twenty-four pounds of loaf sugar, put two gallons of water, whisk up the whites of eight eggs and mix it well with the sugar and water, boil it gently for half an hour or longer till quite clear; strain it through a flannel bag, and while hot, put in half an ounce of essence of lemon, and a pint of orange flower water, and mix it well. This is an excellent thing for sweetening punch, Negus, &c. &c.

TO MAKE YEAST.

Take a peck of malt, boil it in one gallon and a half of soft water, for half an hour, pour off the liquid, and keep it warm for twenty-four hours; collect the yeast; boil more malt, and add to the first decoction; keep repeating the process till you have a sufficient quantity of yeast procured. There is more certainty in using this kind of yeast, than any other, and besides, there is no bitter taste in it.

PICKLING.

Before I come to a conclusion, I beg leave to mention how important and material it is that a house-keeper ought never to be without pickles,—*and of her own preparing.* It is too often the practice to make use of brass or copper utensils, by way of bringing the pickles to a fine green. It is a most dangerous experiment, and let me beg of those who do me the honor of perusing my work, never to practise it. All vegetables that are pickled may be brought to a fine green without the pernicious practice of letting them stand in brass or copper.

COMMON

COMMON VINEGAR.

Take six pounds of Lisbon sugar, to which add six gallons of soft water; boil and skim it as long as any scum rises, put it into a tub, and when it is only warm, toast a piece of bread, which spread thick with yeast on both sides, and put it in, let it work for twenty-four hours; then have ready a cask fixed in a place where the sun has full power, fill it with the liquor, lay a saucer or tile over the bung-hole to keep out the dust.—Make it in March, and it will be fit to use in July or August, then draw it off in bottles, and cork it;—if not sour enough, let it stand longer.

TARRAGON VINEGAR.

Gather the tarragon just before it blows; strip it, and to every pound of leaves put a gallon of white wine vinegar in a stone jar; cover it up and let it infuse for a fortnight, then run it through a flannel bag; to every four gallons, put half an ounce of dissolved isinglass; put it into a cask or stone bottle, and let it stand a month or two to fine, then bottle it in pint or half pint bottles.

GREEN APRICOTS.

Take what quantity of green apricots you want, before the stone is formed hard, the same as for tarts; take off the down by rubbing them in salt, then put them in a stone jar in a warm place, covered with salt and water, to remain till turned yellow, which will be in about twenty-four hours; when turned, drain the liquor from them, and set them over a moderate fire with more salt and water, covered with vine or cabbage leaves, till they turn
green;

green; mind they do not boil; if slow in greening, change the salt and water and the leaves; when quite green, dry them, and put them in jars; boil some distilled vinegar with a small bit of mace and ginger, and pour it hot over them;—repeat the same for five or six days, put in two or three capsicombs, and when cold, tie a bladder over them.

GIRKINS.

Wash them well, and green them the same as the apricots, then drain them very dry and put them into a jar; then take a gallon, more or less, according to the quantity of girkins, of white wine vinegar, a few cloves, mace, mustard seed, horse-radish cut, bay leaves, and a little salt; boil all together, and pour it over the girkins; cover them close, and let them stand till the next day; then put them, all together, over the fire, and let them only simmer for a few minutes, but do not let them boil; then put them into the jar, and cover them with a cloth; when cold, tie them over with a bladder and leather.—Keep them for use.

BEET-ROOT.

Well boil a good-colored tender beet-root, cut it in slices, or in any shape you please, and put it in a jar; then boil some distilled vinegar with a little mace, ginger, and horse-radish; pour it over the beet-root; when cold, tie it down.—It makes a pretty garnish for salads, &c.

CAULIFLOWERS.

Choose the whitest and firmest cauliflowers you can get, pull them in bunches and lay them on a

sieve, sprinkle them well all over with salt, and let them lay three days till all the water is drawn from them, then put them into jars and pour boiling salt and water over them; let them stand twelve hours, then drain and dry them, and put them into glass jars; fill up the jars with distilled vinegar, and tie them over with bladder.

MUSHROOMS.

The smallest and firmest button mushrooms you can get must be put into spring water; then take a small piece of flannel, which dip into salt, and rub each mushroom over with it; then throw them in spring water again; then drain the water from them, and put them in a stewpan with a little salt, closely covered, and set them over the fire till thoroughly hot and the liquor drawn from them; dry them between two cloths till they are cold; put them into glass bottles with a blade or two of mace, a tea-spoonful of sweet oil, and fill the bottles with distilled vinegar, cork them close, tie them over with leather, and keep them in a cool place for use.

RED CABBAGE.

Having taken off the outside leaves, shred the cabbage very fine, lay it on a dish, and sprinkle some salt over it; let it stand two days, and put it into a colander to drain; then put it in the jar. Take enough white wine vinegar to cover it, a few cloves and mace, and scraped horse-radish; boil it up together; when cold, pour it over the cabbage;—a few slices of beet-root is an improvement; tie it over with a bladder.

ONIONS.

Take the smallest, round, and whitest onions you can get, put them in salt and water for a week, changing the water every day; then put them in a jar, and pour fresh boiling salt and water over them, and let them stand close covered till the next day; then pour some more salt and water, boiling hot over them; the next day, put them on a sieve to drain, and then into wide-mouth bottles, which fill up with distilled vinegar. Put into each bottle a blade or two of mace, ginger, a teaspoonful of sweet oil, and two bay leaves; cork them up, and tie a leather over them.

SAMPHIRE.

Put some green samphire in an earthen pan, over which pour a weak brine of salt and water, in which let it stand twenty-four hours; then put it into a clean pan with a handful of salt, and cover it with vinegar, set it over a slow fire closely covered, let it stand till green and crisp, but no longer; if it gets soft, it will be spoiled. Put it into the jar, cover it with a cloth, and when cold, tie it down with a bladder and leather.

NASTURTIUM.

The nasturtius berries must be gathered as soon as the flower is gone off, put them into cold salt and water, which change every day for three days. Take white wine vinegar, according to the quantity of nasturtium, into which put mace, nutmegs, chalot, peppercorns, salt, and scraped horse-radish. The pickle must be strong, as it must not be boiled. When you have drained the

nasturtius berries from the salt and water, and made them dry, put them in a jar or bottles, and pour the vinegar over them; cork and tie them up: they will answer occasionally for capers.

INDIAN PICKLE, OR PICCALILLO.

Take white cabbage, cauliflowers, small cucumbers, onions, kidney beans, radish pods, beet-root, and any other thing commonly pickled; put them on a hair sieve, and throw a handful of salt over them; set them in the warm closet three days to dry; when all the water is run from them, put them in layers in a large earthen pan, and between each layer put a handful of mustard seed; then take as much vinegar as you think will cover it; to every gallon of vinegar put an ounce of turmeric; boil it together, and pour it hot over the pickle. Let it stand a fortnight in a warm place, or till the pickles are all of a bright yellow colour, and most of the vinegar sucked up; take then two quarts of vinegar, an ounce of mace, and the same of white pepper, a quarter of an ounce of cloves and nutmeg; pound them together, and boil them in the two quarts of vinegar for ten minutes; then pour it over the pickles, with three ounces of peeled garlic, a few chalots—tie them well down.

FRENCH BEANS.

Green them the same as girkins; put them on a sieve to drain; make a pickle with white wine vinegar, into which put a little mace, pepper, and ginger: boil it ten minutes: the beans being put in a jar, pour the pickle hot over them: when cold, tie them down.

MANGOES.

MANGOES.

For this pickle you must get the largest cucumbers, before they are too ripe, or at all yellow: cut a long piece out of the side, and take out the seeds with a tea-spoon; then put them into salt and water for six days, till they are quite yellow: stir them often each day; then put them into a pan with a quantity of vine leaves under and over them; beat a little roach alum very fine, and put it in the salt and water they come out of; pour it over the cucumbers, and set them over a slow fire for three or four hours, till they become tolerably green; take them out, and lay them on a hair sieve to drain; when cold, put inside them mustard seed, a little scraped horse-radish, two or three cloves of garlic, a few cucumbers, sliced, pepper, onions, or any thing else, till they are filled; then put the piece in which you had cut out, and sew it; do all the same. Then have the following pickle ready: To every gallon of vinegar put one ounce of mace, the same of cloves, two ounces of sliced ginger, and the same of long pepper, Jamaica pepper, and black pepper, three ounces of mustard seed tied in a bag, and four ounces of garlic and a stick of horse-radish cut in pieces. Boil all these ten minutes in the vinegar, and pour it hot over the cucumbers: when cold, tie it down for use.

It having been discovered that receipts for making curry were omitted, they are here given, with the assurance that they are genuine and practicable.

EAST INDIA CURRY.

Cut three moderate sized onions in thin slices, which put in a stewpan with some clarified butter; fry them till brown, then add to them one table-spoonful of curry powder, in with which mix a pint of consommé (see page 45), or good light coloured beef stock: take two raw chickens, cut them up the same as for fricassée, and stew them with the curry powder and onions till done, add a little salt, place it on the dish, and pour the sauce over it, while it is stewing; well wash and boil some Patna rice, when done, put it in a stewpan by the fire to dry; serve it with the curry:—Observe, instead of chicken, you may use rabbits, pheasants, partridges, veal, lamb, or even frogs if to be had good; if you have cold roasted chickens, not over-done, they may answer.—This receipt is genuine, as I had it from, and saw it myself practised by, an East Indian Cook.

CURRY, ANOTHER WAY.

When you take the chickens out of the curry-sauce, to dish up, add to the sauce two spoonfuls of Béchamelle (see page 179), and a few drops of lemon juice, pour it over; or when the onions are fried, instead of leaving them in the sauce, take them out of the butter when brown, and put them on a sieve to drain; and when the curry is dished, place the onions round the dish.

Excellent curry powder is to be had at Frederick Vallè's Italian Warehouse, Haymarket.

I N D E X.

A.	Page		Page
<i>Almond</i> Cakes.....	319	<i>Apricot</i> Jam.....	325
——— Paste.....	266	——— Cream.....	328
——— Cream.....	305	——— Ice cream.....	ib.
<i>Angelica</i> preserved.....	341	<i>Artichokes</i> boiled.....	224
——— dried.....	342	——— à l'Italienne..	ib.
<i>Anniseed</i> Cordial.....	351	——— à l'Estouffade..	ib.
<i>Apple</i> Sauce.....	186	——— à l'Espagnole..	225
——— Tart.....	270	<i>Asparagus</i> Soup.....	66
——— Pie.....	277		
——— Pudding.....	284	B.	
——— Dumplings.....	285	<i>Bâbâ</i>	273
——— Fritters.....	287	<i>Bacon</i> , to choose.....	8
——— à la Turque.....	288	———, to boil.....	24
——— à la Frangipane....	289	<i>Barberry</i> Jelly.....	298
——— à la None.....	ib.	——— Jam.....	326
——— Meringue.....	ib.	<i>Barberries</i> , bottled.....	336
——— en Miroton.....	290	<i>Barley-sugar</i>	314
——— en Compote.....	ib.	<i>Batter</i> Pudding.....	281
——— Charlotte.....	291	<i>Beans</i> , French.....	226
——— Jelly.....	297, 327	———, Garden.....	ib.
<i>Apricots</i> preserved.....	337	<i>Béchamelle</i> Sauce.....	179
——— dried.....	341	<i>Beef</i> , to choose.....	7
——— bottled.....	335	———, to boil.....	21
——— in brandy.....	336	——— Stock.....	46
——— pickled green...	354		

	Page		Page
<i>Beef à la Maréchale</i>	83	<i>Bottling</i>	332
— à l'Italienne	84	<i>Brown</i> , to choose.....	9
— aux Légumes.....	ib.	— mock.....	128
— à la Bretonne.....	85	<i>Bread Sauce</i>	185
— aux Choux farce à la		— Pudding, baked...	281
<i>Dame Simone</i>	ib.	— boiled ..	ib.
— à la purée de Len-		<i>Breast of Veal in a Ra-</i>	
<i>tilles</i>	ib.	<i>goût</i>	114
— à l'Anglaise.....	86	— of Lamb, ditto...	119
— in Fillets, in a Mari-		— to be eat	
<i>nade</i>	ib.	cold	ib.
— rolled.....	ib.	— grillée,	
— in Cutlets, with		with Italian sauce....	120
<i>Cucumbers</i>	87	<i>Brioche</i>	273
— in Fillets, à la <i>Vinai-</i>		<i>Brocoli</i> , boiled	225
<i>grette</i>	ib.	<i>Brondade</i> , to make.....	221
— <i>Surlonge</i> , en <i>Epi-</i>		<i>Buns</i>	322
<i>gramme</i>	88	<i>Burnt Cream</i>	305
— mince, with onions	ib.	<i>Butter Sauce</i>	179
— à la <i>Tremblante</i>	ib.	—, to clarify	187
— <i>Tongue</i> , roasted....	89	<i>Buttered Eggs</i>	243
— mince, with <i>Cucum-</i>			
<i>bers</i>	ib.		
— <i>Steak Pie</i>	260		
<i>Beet-root</i> , pickled.....	355		
— baked.....	225		
<i>Biffins</i> , to dry.....	343		
<i>Bills of Fare</i>36, 38, 40, 42			
<i>Biscuit</i> , Ice Cream	329		
<i>Biscuits</i>	316		
<i>Blanc-Mange aux Aman-</i>			
<i>des</i>	304		
<i>Blanquette of Chicken</i> ,			
with <i>Cucumber</i>	139		
—			
with <i>Rice</i>	140		
—			
with <i>Macaroni</i>	ib.		
— of <i>Partridge</i> ,			
with <i>Truffles</i>	163		
—			
with <i>Peas</i>	164		
— of <i>Rabbit</i>	168		
<i>Boiling</i>	21		
		C.	
		<i>Cabbage</i> , à la <i>Dame Si-</i>	
		<i>mone</i>	226
		—, stewed à l' <i>Es-</i>	
		<i>pagnole</i>	227
		— red, pickled....	356
		<i>Calf's Head Soup</i>	50
		— à l'Italienne .	97
		— à la <i>Bécha-</i>	
		<i>melle</i>	ib.
		— hashed.....	98
		— à l' <i>Espagnole</i>	99
		— <i>Brains</i> , à la	
		<i>Ravigote</i>	115
		—, en	
		<i>Matelotte</i>	116
		—, à la	
		<i>Venétienne</i>	ib.
		—, en	
		<i>Ragoût Melés</i>	ib.
		— <i>Foot Jelly</i>	302

	Page		Page
<i>Cammelon à la Luxem-</i>		<i>Chickens, grillée, with</i>	
<i>bourg</i>	261	<i>Mushrooms</i>	132
<i>Caper Sauce</i>	184	— à la <i>Turque</i> ...	ib.
<i>Cupillaire</i>	353	— à l' <i>Hollandaise</i>	ib.
<i>Carp en Salmis, or Hash</i> .	216	— à la <i>Provençale</i>	133
— stewed with <i>Wine</i> ..	217	— aux <i>Huitres</i> ..	ib.
<i>Carraway Biscuits</i>	318	— en <i>Haricot-</i>	
<i>Carriers' Sauce, or Sauce</i>		<i>vierge</i>	134
<i>Robert</i>	184	— aux <i>Haricots</i>	
<i>Carrots in a Purée</i>	229	<i>verts</i>	ib.
— stewed.....	230	— au <i>Celeri</i>	135
<i>Carving, directions for</i> ..	28	— aux <i>Choufleurs</i>	ib.
<i>Casserole of Rice</i>	112, 140	— <i>Pie, plain</i>	259
<i>Cauliflowers à la Crème</i> ..	229	— or <i>Fowl, forced</i>	
—, pickled.....	355	<i>in Jelly</i>	144
<i>Celery Soup</i>	55	<i>Chocolate Cream</i>	308
— <i>Sauce</i>	182	<i>Citizens' Soup</i>	64
— stewed à la <i>Crème</i>	232	<i>Citron Cordial</i>	351
— with a		<i>Civet of Hare</i>	170
<i>Toast</i>	ib.	<i>Cod, to choose</i>	12
— en <i>Gratin</i>	233	— <i>Fish boiled</i>	204
<i>Chantilly Basket</i>	319	<i>Codlings grillée</i>	205
<i>Charlotte of Apples</i>	291	<i>Coffee Cream</i>	307
<i>Chartreuse of Apples</i>	290	—, to roast.....	308
<i>Cherries in a Timbale</i>	292	<i>Collops of Cod à la Crème</i>	205
— preserved wet	339	— with <i>Rice</i>	ib.
— dry	342	<i>Common Vinegar</i>	354
— in <i>Brandy</i>	336	<i>Compote of Apples</i>	290
— bottled.	334	— of <i>Peaches</i>	293
<i>Cherry Cakes</i>	272	<i>Consommé</i>	45
— <i>Brandy</i>	350	<i>Cow-heel, to boil</i>	24
— <i>Juice, bottled</i>	334	<i>Cowslip Wine</i>	343
— <i>Wine</i>	344	<i>Crabs, to choose</i>	14
— <i>Jelly</i>	298	<i>Crawfish Soup</i>	71
— <i>Ice</i>	331	<i>Crème de Noyau</i>	350
<i>Chesnuts stewed</i>	233	— d' <i>Orange</i>	ib.
— in a <i>Purée</i>	ib.	<i>Crème grillée</i>	310
<i>Chickens, roasted</i>	78	— <i>Sauce</i>	190
— à la <i>Macédoine</i> . 130		<i>Croquettes of Chicken</i> ...	143
— à la <i>Nelle</i>	ib.	— of <i>Partridge</i> ..	164
— à l' <i>Allemande</i> ..	131	— à la <i>Royale</i>	143
— <i>farce à l'Estra-</i>		<i>Cucumbers à la Crème</i> ... 230	
<i>gon</i>	ib.	— à l' <i>Espagnole</i> .	231
— à l' <i>Ecarlate</i>	ib.	— en <i>Gratin</i>	ib.

	Page		Page
<i>Fillets</i> of Chicken, sauté à la Maître-d'Hôtel	138	<i>Fillets</i> of Salmon in an Italian Salad	203
_____ with Endive	ib.	_____ of Soles, fried . .	207
_____ à l'Italienne	139	_____ grillés . .	ib.
_____ à la Ravigote	ib.	_____ sauté à la Purée d'Oseille	208
_____ à la Reine	ib.	_____ à l'Italienne blanche	ib.
_____ in Savory Jelly	144	_____ of Whittings, fried . .	ib.
_____ in an Italian Salad	ib.	_____ gril- lée with sharp Sauce . .	209
_____ of Partridge grillée	162	_____ sau- té aux Nouilles	ib.
_____ sau- té à l'Italienne	ib.	_____ with Cucumbers	ib.
_____ en Attelets	163	_____ in a Mince à la Crème	210
_____ of Rabbits en Attelets	167	_____ of Mackerel à l'I- talienne	211
_____ à la Maréchale	ib.	_____ to be served cold	ib.
_____ of Hare aux Truffes	171	_____ of Herrings à l'Es- tragon	213
_____ gril- lés aux Coucombres . .	ib.	<i>Finger-drops</i> , or Biscuits	317
_____ of Sturgeon, with young Peas	196	<i>Firing</i> , vide <i>Preface</i> .	
_____ à la Maître-d'Hôtel	197	<i>Fish</i> , in Season	2
_____ à la Turque	ib.	_____ to choose	11
_____ with Tarragona Sauce	ib.	<i>Flemish Soup</i>	69
_____ of Turbot sauté à l'Aurore	200	<i>Forcemeat</i> for raised Pies	247
_____ with Mushrooms	ib.	_____ of Veal	248
_____ grillés	201	<i>Fore-quarter</i> of Lamb roasted	76
_____ of Salmon au Beurre d'Anchois	203	<i>Fowls</i> roasted	77
_____ à la Ravigote	ib.	_____ with Truffles	135
		<i>French Beans</i> , to Pickle	358
		<i>French Soup</i>	63
		<i>Fricandeau</i> de Veau à la Purée d'Oseille	103
		_____ with Peas	ib.
		_____ with Asparagus Peas	ib.
		_____ with a Purée of Turnips . .	104

	Page		Page
<i>Fricassée</i> of Chicken with Mushrooms.....	136	<i>Gooseberry</i> Jelly	328
————— à l'I- talienne	137	<i>Grape</i> Tart	271
————— en Haricot-vierge	ib.	————— Wine	347
————— aux petits Pois	ib.	<i>Gratin</i> of Sturgeon	197
<i>Fruits</i> in Season	4	————— of Chicken	143
————— in Brandy	336	<i>Gravy</i> for roast Meat ..	188
		<i>Green</i> Apricots bottled..	333
		————— Gages in Brandy..	337
		————— preserved wet	338
		————— dry	341
		<i>Green</i> Pea Soup	57
		<i>Guinea</i> Fowls roasted ..	78
		<i>Gum</i> Paste	267
		H.	
G.		<i>Haddocks</i> grillés	210
<i>Game</i> Soup	67	————— boiled à la Hol- landaise	ib.
<i>Garbure</i> , three ways....	227	<i>Ham</i> roasted	77
<i>Garden</i> Soup, or à la Jar- dinière.....	53	<i>Hams</i> to choose	8
<i>Gâteau</i> de Levrault....	172	————— to boil.....	23
————— à la Crème	270	<i>Hard</i> Dumplings	286
————— de Prussien	272	<i>Hare</i> to choose	11
————— de Cerise	ib.	————— au chevreuil	169
————— de Sève	274	————— en Salmis, or Hash	ib.
————— de Madeleine ..	275	————— en Ragoût	170
————— de Chocolat....	ib.	————— Civet	ib.
————— de Rosquelle ..	276	————— Cake	172
————— de Boulogne	269	————— roasted	82
<i>Geese</i> to choose	10	<i>Harricot</i> of Mutton	94
————— roasted	78	<i>Hasty</i> Pudding	283
<i>German</i> Pudding	282	<i>Haunch</i> of Mutton roasted	75
<i>Giblet</i> Pie	260	<i>Health</i> Soup	65
<i>Gingerbread</i> Nuts	321	<i>Herrings</i> to choose	13
————— Cake	ib.	————— broiled	212
<i>Ginger</i> Cakes	320	————— stewed	213
<i>Ginger</i> Ice-cream	330		
————— Wine	346	I.	
<i>Girkins</i> pickled	355	<i>Ice</i> Creams	328
<i>Glaze</i>	46	<i>Jealousie</i> Renversée	276
————— for glazing Meat..	47	<i>Jellies</i> and Creams.....	295
<i>Glazed</i> Chesnut-pie	272	<i>Jerusalem</i> Artichokes ..	235
<i>Gooseberries</i> in open Tart	293	<i>Indian</i> Pickle, or Picca- lillo	358
————— bottled	333		
————— preserved wet	340		
<i>Gooseberry</i> Fool, or with Cream	293		
————— Wine	244		

	Page		Page
<i>John Dorey</i> boiled	215	<i>Leg of Mutton</i> to boil ..	22
—— à la Crème	ib.	—— of Pork with Peas-	
<i>Isinglass</i> to clarify	297	pudding	124
<i>Italian Jelly</i>	299	—— with a Pu-	
—— Cream	306	rée of green Peas	ib.
—— another way	ib.	<i>Lemon Drops</i>	315
—— Sauce	180	—— Wafers	324
—— for Salads	188	—— Peel preserved wet	339
		—— Water Ice	331
		<i>Lemon Jelly</i>	300
K.		<i>Lentile Soup</i>	60
<i>Ketchup</i> to make	191	<i>Lettuce</i> à la Dame Si-	
<i>Kitchen Accounts</i> , Direc-		mone	235
tions for keeping them	15	—— in a Purée	ib.
—— Range, vide <i>Pre-</i>		—— stewed	ib.
<i>face</i> .		—— Soup	55
		—— in Purée	57
L.		<i>Lobsters</i> , to choose	14
<i>Lamb</i> to choose	8	—— Sauce	190
—— Cutlets en Epi-		—— in an Italian Salad	220
gramme	120	—— in Savory Jelly	ib.
—— with Aspa-		<i>Loin</i> of Lamb à la Ke-	
ragus Peas	121	bobeb	120
—— grillés with		<i>Loin</i> of Veal à la Bécha-	
Mushrooms	ib.	melle	101
—— with Cu-		—— à l'Espag-	
cumbers	ib.	nole	102
—— with Len-		—— with a Ra-	
tile Purée	122	gout	ib.
—— with Let-		<i>Lozenges</i>	316
tuce Purée	ib.		
—— with Celery	ib.	M.	
<i>Lamb's Pluck</i> plain	123	<i>Mackerel</i> broiled	211
<i>Large rich Currant-cake</i>	322	—— boiled	ib.
<i>Larks</i> dressed and gar-		<i>Mangoes</i> pickled	359
nished	187	<i>Mince Sturgeon</i> à la Por-	
<i>Lavender Water</i>	352	tugaise	197
<i>Leeks</i> on a Toast	235	—— Chicken with Legs	
<i>Leg</i> of Lamb stewed with		broiled	142
Peas	117	—— in a Tim-	
—— with		bale	ib.
Spinage	ib.	<i>Mint Sauce</i>	185
—— with		<i>Mock Turtle</i>	50
a Purée of Lettuce	118	<i>Mushrooms</i> pickled	356
—— with			
Cucumbers	ib.		

	Page		Page
<i>Mushroom Sauce à l'Espagnole</i>	180	<i>Omelettes</i>	243
————— white		————— Souflée	280
with Cream	ib.	<i>Onion Soup, white</i>	68
————— stewed	235	————— Sauce, white	182
————— large broiled..	236	————— brown.....	183
————— small à la Crème	ib.	<i>Onions and Beet in a</i>	
————— en Gratin	ib.	Salad	237
————— en Marinade		fried	ib.
fried.....	237	to pickle	357
<i>Mutton, to choose</i>	7	<i>Orange Jelly</i>	300
Saddle, roasted .	75	Drops.....	315
à la Bre-		Flower Drops ..	ib.
tonne	90	Wafers	325
Haunch of, roasted	75	Water Ice	330
Filletts of, au Che-		Peels preserved,	
vreuil	91	wet	339
Neck of, au Che-		preserved,	
vreuil	ib.	dried	342
Cutlets, grillés ..	92	Wine	346
sautée à		<i>Oysters to choose</i>	14
la Purée de Pommes		Sauce	189
de Terre	93	in a Gratin	221
glacée		to promote their	
with Turnips	ib.	Digestion	14
with a			
Purée of Turnips	94	P.	
in a Har-		<i>Pain à la Duchesse</i>	268
ricot.....	ib.	<i>Pancakes à la Française</i> .	286
Pie	260	à l'Italienne ..	287
N.		plain	ib.
<i>Nageoires de Tortue</i>	50	<i>Parsnips</i>	239
<i>Nasturtiums to pickle</i> ..	357	<i>Parsley, fried</i>	240
<i>Neck of Veal à la Crème.</i>	99	<i>Partridges with Truffles</i> .	160
à la Royale	100	with red Cab-	
piqué gla-		bage.....	ib.
cée with Sorrel	100	à la Lune	161
à la Saint-		à l'Italienne ..	ib.
Garat	101	en Salmis, or	
<i>Nectarines to bottle</i>	336	Hash	ib.
O.		grillée with Mush-	
<i>Observations on Bottling</i>	332	rooms	ib.
on Distilling	347	farce à l'Estra-	
		gon	162
		roasted	79

	Page		Page
<i>Paste</i> for raised Pies.....	264	<i>Petits Pâtés</i> of Sturgeon.	252
— for Timbales.....	265	— of Soles	ib.
— for the borders of		— of Pike	ib.
Dishes	ib.	— of Lobsters ..	ib.
— for Rissoles	266	— of Oysters ..	253
<i>Pastry</i>	262	— of Shrimps..	ib.
<i>Patés</i> de Genoisse	275	<i>Petits choux-garnis</i>	268
<i>Peach Jelly</i>	301	— à la d'Ar-	
— Cream	309	toise.....	269
<i>Peach Water Ice</i>	330	— à la Reine	ib.
<i>Peaches</i> in Brandy.....	337	— Meringues	ib.
— bottled	336	<i>Pheasants</i> to choose	10
<i>Peaches</i> in a Compote ..	293	— roasted	78
— in a Timbale	294	— with Truffles ..	158
<i>Pears</i> stewed	ib.	— with Celery ..	ib.
— Cream	309	— farce à l'Es-	
<i>Peas</i> plain boiled	238	pagnole	ib.
— stewed à la Fran-		— à l'Italienne ..	ib.
çaise.....	239	— in Fillets	159
— à la Bourgeoise....	ib.	— à l'Allemande ..	ib.
— in a Purée	ib.	— à la Turque ..	ib.
<i>Peppermint Drops</i>	316	— en Gratin	160
— Lozenges ..	ib.	<i>Pickled Herrings</i>	213
— Wafers	325	— Salmon	204
— Water.....	351	<i>Pickling</i>	353
— Cordial	ib.	<i>Pig</i> roasted	126
— Essence	352	— à la pierre Douillette	ib.
<i>Perch</i> boiled	217	— Pettitoes à la Sainte-	
— à l'Hollandaise	ib.	Menehould	127
— in Fillets fried	ib.	— Feet and Ears boiled	24
— à la Ravigote.....	218	<i>Pigeon</i> to choose	9
<i>Petits Bouches</i>	275	— Pie.....	257
— Pâtés à la Reine ..	249	— roasted	79
— de Godiveau	ib.	— farce à l'Estragon	153
— aux Légumes	250	— à la Dauphine ..	ib.
— de Faisan aux		— à la Lune	ib.
Truffes.....	ib.	— aux Truffes	154
— à l'Espagnole	ib.	— en Compote	ib.
— de Ris de		— au Court-bouillon	ib.
Veau	251	— en Marinade	155
— of Chicken		— en Ragoût.....	ib.
Livers and Truffles ..	ib.	— grillés with Mush-	
— of Veal Force-		rooms	156
meat.....	ib.	— à l'Allemand ..	ib.

	Page		Page
<i>Patience</i> Biscuits	317	<i>Potage</i> à l'Anglaise	56
<i>Pigeon</i> farce à l'Hollan- daise	157	—— du Printems	ib.
<i>Pigeons</i> aux Quenelles à l'Espagnole.....	157	—— à la Purée de Laitues	57
<i>Pike</i> boiled.....	215	—— à la Purée de Pois verts	ib.
—— baked.....	ib.	————— for winter	58
—— grillés as Cutlets ..	216	—— à la Queensberry	59
—— en Filets sauté	ib.	—— au Faubonne....	ib.
<i>Pine</i> Jelly	303	—— de Printanier ..	ib.
—— in a Compote	294	—— à la Purée de Lentiles	60
—— Sugar	314	—— au Riz	ib.
<i>Plaice</i> with Dutch Sauce	208	—— au Vermicelli ..	ib.
—— à l'Espagnole....	ib.	————— à l'Allemande	62
<i>Plain</i> Ice Cream	330	—— à la Reine	61
<i>Plain</i> Sauce, or Sauce Tournée	178	—— au Riz à la Reine	62
—— Salad with the Sauce	242	—— à la Purée d'O- seille	ib.
<i>Plum</i> Cream	309	—— à l'Espagnole....	63
—— Pudding	284	—— à la Française ..	ib.
—— Cake	ib.	—— à la Bourgeoise..	64
<i>Plums</i> to bottle	355	—— de Santé	65
—— in Brandy	337	—— à l'Ivrogne.....	66
<i>Pork</i> to choose	8	—— aux Asperges ..	ib.
—— roasted	76	—— à la Purée de Gi- bier	67
—— Cutlets à la Sauce Robert.....	124	—— à la Court-bouillon	68
————— with Onions	125	—— aux Oignons-Blanc	ib.
————— à la Bre- tonne	ib.	—— à la Sainte-Mene- hould	69
—— Pie	256	—— à la Flamande ..	ib.
—— Sausages	128	—— de l'Esturgeon ..	70
<i>Portable</i> Soup.....	46	—— d'Ecrevisses	71
<i>Potage</i> à la gambe de Bois	50	<i>Potatoes</i> in a Purée	238
—— à la Camerons....	141	—— in different ways	238
—— aux Legumes	51	<i>Poularde</i> aux Truffes ..	135
—— à la Jardinière ..	53	—— aux Quenelles de Veau	ib.
—— à la Julienne....	ib.	—— à la Financière	136
—— à l'Hoche-pot	54	<i>Poultry</i> and Game in Season	1
—— aux Navets	ib.	—— to choose	9
—— à la Purée de Ce- leri	55		
—— aux Laitues	ib.		
—— au Chicorés	ib.		

	Page		Page
<i>Scorzoner</i>	241	<i>Sturgeon</i> Soup	70
<i>Sea Pie</i> or Pudding.....	261	——— roasted en Ma-	
<i>Seed Cakes</i>	322	rinade.....	195
<i>Short Paste</i>	264	——— à l'Italienne	ib.
<i>Shrewsbury Cakes</i>	320	——— stewed with Ma-	
<i>Shrimps</i> in a Gratin.....	220	deira.....	ib.
——— Sauce	190	——— in an Italian	
<i>Smelts</i> to choose.....	13	Salad.....	198
——— fried	212	——— in savoury Jelly	ib.
——— in savoury Jelly..	ib.	<i>Suet</i> Dumplings.....	285
<i>Snipes</i> roasted.....	175	——— Pudding	282
——— with Truffles....	176	<i>Sugar</i> , to clarify....	296, 313
——— à l'Espagnole....	ib.		
<i>Soles</i> to choose.....	13	T.	
——— boiled.....	206	<i>Tablets</i> or Kisses.....	314
——— fried.....	ib.	<i>Tarragon</i> Sauce	186
——— grillée.....	207	——— Vinegar.....	354
——— with mushrooms...	ib.	<i>Tartlets</i>	271
<i>Sorrel</i> in a Purée	240	<i>Tea</i> Cream.....	307
——— Sauce	183	<i>Tench</i> , to choose	13
——— Soup	62	——— stewed with Wine	217
<i>Soufflés</i> and Puddings..	262	——— in Salmis or Hash	216
——— à la Reine.....	278	<i>Tomatus</i> Sauce.....	185
——— à l'Italienne....	279	<i>Tongue</i> , to boil.....	22
——— of Rice	ib.	<i>Toad-in-the-Hole</i> Biscuits	317
——— of Potatoes....	ib.	<i>Trout</i> , to choose.....	12
——— of Cheese, called		<i>Truffle</i> Sauce.....	186
Flan Suisse	280	<i>Trussing</i> , directions for..	24
<i>Soups</i>	45	<i>Turbot</i> , to choose	12
——— à la Reine.....	61	——— boiled	199
——— Lorraine.....	ib.	——— grillée.....	ib.
<i>Spanish</i> Soup	63	——— small fried.....	ib.
<i>Spinage</i> plain	240	——— à l'Hollandaise...	200
——— stewed with sauce	ib.	——— with Macaroni...	201
<i>Spring</i> Soup.....	56	<i>Turkies</i> , to choose.....	9
<i>Strawberries</i> , preserved,		——— roasted....	78
wet.....	338	——— with Truffles....	145
<i>Strawberry</i> Jelly	301	——— à l'Espagnole....	146
——— Cream.....	310	——— with Sausages....	ib.
——— Tart.....	271	——— à la Royale.....	ib.
——— Ice Cream..	329	——— with Oysters	ib.
——— water Ice....	331	——— en Haricot-vierge	147
——— Jam.....	326	——— in a Ragoût.....	ib.
<i>Sturgeon</i> , to choose	12	——— to be served cold	ib.

	Page
<i>Turnip Soup</i>	54
—— in a Purée	241
—— en Haricot blanc .	ib.
—— à l'Espagnole	242
<i>Turtle Soup</i>	47
—— fins, or Nageoires de Tortue.....	50
V.	
<i>Vanilla Cream</i>	308
—— Lozenges	316
—— to give the taste of to Coffee.....	309
<i>Veal</i> , to choose.....	7
—— a Neck, to boil.....	22
—— Cutlets grillé à l'Ita- lienne.....	104
—— with Mush- rooms.....	105
—— à la Saint- Garat.....	ib.
—— à l'Espagnole..	106
—— sweetbreads roasted larded	ib.
in a Ragoût	107
—— à la Dauphine	ib.
—— in Col- lops with Tarragon....	108
—— à la Maître d'Hotel	ib.
—— à la Venétienne.....	ib.
—— à l'Ita- lienne	ib.
—— aux petits Pois.....	109
—— à la Béchamelle	ib.
—— à la Crème.....	ib.
—— minced à la Portu- gaise.....	110
—— in a Gratin	ib.

	Page
<i>Veal</i> minced à la Royale	111
—— in a Tim- bale	ib.
—— Blanquette with Peas.....	ib.
—— with Mushrooms	112
—— en Cas- serole au Riz.....	ib.
—— à la Béchamelle.....	ib.
—— à l'Al- lemande... ..	ib.
—— with Macaroni	113
—— Tendons with Sorrel	ib.
—— with young Peas.....	114
—— with Let- tuce	ib.
—— Pie.....	259
<i>Veal</i> , vide <i>Loin</i>	
<i>Vegetable</i> , what, Roots, and Herbs, when in Season	4
<i>Venison</i> , to choose.....	9
—— roasted.....	74
—— Sauce	187
—— Pie or Pasty hot	259
—— cold	258
<i>Vermicelli Soup</i>	60
—— à l'Alle- mande	62
—— Pudding.....	283
<i>Violet Drops</i>	315
<i>Vol au Vent</i>	254
—— of Strawber- ries	271

W.

<i>Water Biscuits</i>	318
<i>Whipped Cream</i>	311
<i>Whitings</i> , to choose.....	13
—— fried.....	208

	Page		Page
<i>Winter Pea Soup</i>	58	<i>Woodcocks and Snipes</i>	
<i>Woodcocks and Snipes</i>		<i>en Vol au Vent</i>	175
<i>roasted</i>	80	<i>Wine Jelly</i>	302
<hr/>		<i>Wines, home-made</i>	343
<i>en Salmis</i>	173		
<hr/>		Y.	
<i>en Salmigunde</i>	174	<i>Yeast, to make</i>	353
<hr/>		<i>Dumplings</i>	285
<i>en Croquettes</i>	175	<i>Yorkshire Pudding</i>	282

FINIS.

BOOKS

PUBLISHED BY

JOHN BOOTH, DUKE STREET,
PORTLAND PLACE, LONDON.

AN IMPROVED CELLAR BOOK, with Spaces for Seventeen Different Kinds of Wines or Liquors—upon a clear and familiar Plan, for the ready Understanding of the Master and Servant; with ruled Pages for One Year. Price 1s. 6d.

To Families, Tradesmen, Servants, and Others.

INSTRUCTIONS FOR BREWING, contained in one Sheet. The best instructions for Brewing Ale and Table Beer by the Thermometer, from Malt and Hops only, written by a practical private Brewer who has studied the best system of Brewing Ale and Table Beer; with directions how to manage the same. Price 2s. 6d.

CHRISTIAN TRUTH Explained, in popular and familiar Letters on the Tenets of the Church of England, and other Subjects connected with Religion, by the Rev. CHARLES POWLETT.

Also, by the same Author, A FATHER'S REASONS for being a CHRISTIAN. 1 vol. 8vo. Price 10s. 6d. boards.

STEVENS' (Dean of Rochester) SERMONS ON OUR DUTIES towards God, our Neighbours, and Ourselves. 1 vol. 8vo. Price 12s.

LECTURES ON THE CREED, by the same Author, preached at St. Margaret's Church. Price 7s.

ESTABLISHED CHURCH.—Dialogues and Letters, illustrating the Purity and Consistency of the Doctrines of the Established Church, by a LAYMAN. 8vo. Price 8s.

FIRST and SECOND LESSONS for every Sunday in the Year. Bound up with 8vo. Prayer Books.

MRS. MACDONALD'S Twenty-four short Sermons for Children. 2 vols. Price 3s.

PARAPHRASE and EXPLANATION of the CATECHISM. Price 3d. or 18s. per hundred.

DISCOURSE Preached on the Re-opening of a Parish Church. Price 2d. or 10s. 6d. per hundred.

BIOGRAPHICAL MEMOIR of the PRINCESS CHARLOTTE OF WALES and SAXE COBURG, from authentic Sources. Price 14s. Fine paper, with early impressions of the valuable Portrait, by MEYER. £1. boards. Fourth Edition.

Books published by John Booth,

THE GENEALOGY of OUR SAVIOUR, clearly deduced in the form of Genealogical Tables, drawn from the Old and New Testament.—This is particularly adapted for Binding with Mant and Doyly's, and other Bibles. Price 2s. 6d. Best Impr. 7s. 6d.

MINE LAWS OF NEW SPAIN, with Observations on Mines and Mining Associations, by CHARLES THOMSON, Esq. Price 12s.

*TRAVELLER'S VADEMECUM—ENGLAND, WALES,
AND SCOTLAND.*

THE SCIENTIFIC TOURIST, through England, Wales, and Scotland, by which the Traveller is directed to the Objects most worthy of his Notice, in Antiquity, Arts, Science, fine Views and Situations, Mineralogy, Botany, &c. By T. WALFORD, Esq., F. A. S., F. L. S., and G. S.—2 pocket vols. 12s. in boards. Maps, coloured, 14s.

This Work cannot fail being importantly useful and pleasant, as directing the Traveller's inquiry, in the particular Neighbourhood he may find himself, to very interesting Objects, which from the long familiarity and apathy of the Inhabitants, are often passed over by Strangers, although on or near the spot.

TOURISTS AND TRAVELLERS IN IRELAND.

THE SCIENTIFIC TOURIST through Ireland, by which the Traveller is directed to the Objects worthy of Notice, whether of Antiquity, Arts, Science, or the Picturesque. By an IRISH GENTLEMAN, aided by the Communications of Friends.—Price 6s.; coloured Maps, 7s. and Views.

A CONCHOLOGICAL DICTIONARY of the BRITISH ISLANDS, by Dr. TURTON, M.D., assisted by his Daughter.—Neatly printed in a pocket volume, with 100 Specimens, plain and coloured. As also a few copies upon 8vo. drawing paper, leaving ample space in the margin for the adding rare specimens.

This work is calculated by its arrangement in Alphabetical Order and ready reference, and uniting the Scientific and Popular Name of each Shell, to become the inseparable Companion of all who visit the Sea Shore, who will thereby find, while they are either seeking Health or Pleasure, they have acquired the rudiments of a pleasing Science; and also to be useful to Conchological Collectors in general, as they will find Shells of extreme rarity described and figured.

THE BATTLES OF QUATRE-BRAS AND WATERLOO, from the most Authentic Sources, Private and Official.—One volume 4to. Price £4. 4s. in boards, illustrated with Cran's Plan of the Field, five Inches to a Mile, Maps, and 34 spirited

Duke Street, Portland Place, London.

Etchings of the principal features of the Battles, by Capt. JONES. 10th Edition.

This favourably received work is the united production of Officers holding various gradations of Rank in each Arm of the Service, and EYE-WITNESSES; every detail is therefore afforded which the present, as well as future inquirers of these momentous Conflicts can require; to these Accounts is added the Circumstantial Detail of the immediate Vicinity, Brussels, &c. previous to and after the Battles, by a Near Observer. A Regimental and Alphabetical List of the Officers who had the honour of serving in the Campaign, is affixed from the actual Returns.

BACON'S ESSAYS, or Councils, Moral, Economical, and Political, with Elegant Sentences, Hints for Conversation, and on the Choice of Good and Evil, by Sir FRANCIS BACON, as Corrected and Enlarged by the Honourable Author, and now more exactly published. Price 5s. in boards.

BRIEF REMARKS on ENGLISH MANNERS, and an attempt to Account for some of our most striking Peculiarities. By an ENGLISHMAN. Price 3s. 6d. in boards.

THE MYTHOLOGY AND RITES OF THE BRITISH DRUIDS, as ascertained by National Documents, and compared with the General Traditions and Customs of Heathenism. As illustrated by the most eminent Antiquaries of our age. By the Rev. EDWARD DAVIES. This Work contains an Index to the CELTIC RESEARCHES, of which it is a continuation, or second volume. Royal 8vo. 18s. boards.

CARTER'S SPECIMENS of ANCIENT SCULPTURE and PAINTING now remaining in England, from the earliest Period to the Reign of Henry VIII., from Statues, Basso-Relievos, Brasses, Paintings on Glass and on Walls, &c., with a Description of each Subject, and bearing the Names of Gentlemen highly distinguished by their literary abilities and knowledge of Antiquities in this Kingdom. 2 vols. folio. Price £15. 15s. in boards.

ARCHITECTURA ECCLESIASTICA LONDINI; or Series of Architectural Perspective Views of every Parish Church in the City of London, Southwark, and Westminster; with the extra or contiguous Parishes in Middlesex and Surry. The whole are from Original Drawings by eminent Artists; and to each View is affixed a concise Historical Account. The Work consists of 122 Plates, price £9, elephant 4to.; or each View may be purchased separately, price 5s. Some Copies are printed for the Collectors on India paper, price 24 guineas, royal folio.

Books published by John Booth, &c.

The LIFE and ADVENTURES of SQUIRE MARCOS DE OBREGON. Translated from the Madrid Edition 1618, by CAPTAIN ALGERNON LANGTON.

The above Work will be found interesting, from its connexion with the "Gil Blas of Le Sage," who has evidently availed himself of it, and introduced several of its entertaining Anecdotes into his Popular Novel. 2 vols. crown 8vo. Price 18s. boards.

RESEARCHES IN GREECE.—Section 1. Remarks on the Language spoken in Greece at the present day.—2. Observations on the Dialect and Literature of the modern Greeks.—Catalogues of their Authors and Works.—3. Specimens of Romaic Composition, in verse and prose, with translations.—4. On the Izakonic Dialect.—5. Remarks on the Pronunciation of modern Greek.

CHAP. II.—1. On the Albanians, and Geographical Division of the Country.—2. On the Albanian Language, with a Sketch of a Grammar and Vocabulary.

CHAP. III.—Of the Wallachian and Bulgarian Languages—with an Appendix of Remarks, and Collection of modern Greek Proverbs, by Col. WILLIAM HENRY LEAKE. 4to. £3. 3s. in boards.

THE HISTORY of SEYD SAID, SULTAN of MUSCAT; together with an Account of the Countries and People of the Shores of the PERSIAN GULF, particularly of the Wahabees. By SHALK MANSUR, a native of Rome, who after having practised as a Physician in many parts of the East, became Commander of the Forces of the Sultan of Muscat, against the Geovasseom and Wahabee Pirates. Price 12s. extra boards, with a Plate.

ORIENTAL HISTORY.—A Chronological Retrospect, or, Memoirs of the principal Events in Mahomedan History, from the Death of the Arabian Legislator, to the Accession of the Emperor Akbar, and the establishment of the Moghul Empire in Hindustan, from the Original Persian Authorities. By MAJOR DAVID PRICE, of the East India Company's Service. In 3 vols. 4to. (the Third and concluding Volume in Two Parts.) Price complete, £7. 17s. 6d. boards.

THE HISTORY OF THE RISE AND PROGRESS OF THE JUDICIAL OR ADAWLUT SYSTEM, as established for the Administration of Justice under the Presidency of Bengal.—Part II. AN INQUIRY INTO THE SUPPOSED EXISTENCE OF THE TRIAL BY JURY IN INDIA, with some Account of the late proposed Alterations in the Judicial System under the Presidency of Fort St. George.—A new Edition, with Corrections. Price 12s.

The text on this page is extremely faint and illegible due to the age and condition of the document. It appears to be a single column of text, possibly a list or a series of entries, but the individual words and sentences cannot be discerned. The page shows signs of significant wear, including discoloration and small brown spots.





