

**The hand-book of carving : with hints on the etiquette of the dinner table
With numerous illustrative figures.**

Contributors

University of Leeds. Library

Publication/Creation

London : George Routledge and Co., 1848.

Persistent URL

<https://wellcomecollection.org/works/shkza7v8>

Provider

Leeds University Archive

License and attribution

This material has been provided by This material has been provided by The University of Leeds Library. The original may be consulted at The University of Leeds Library. where the originals may be consulted.

This work has been identified as being free of known restrictions under copyright law, including all related and neighbouring rights and is being made available under the Creative Commons, Public Domain Mark.

You can copy, modify, distribute and perform the work, even for commercial purposes, without asking permission.



Wellcome Collection
183 Euston Road
London NW1 2BE UK
T +44 (0)20 7611 8722
E library@wellcomecollection.org
<https://wellcomecollection.org>

HAND BOOK



OF CARVING

The University Library

LEEDS UNIVERSITY LIBRARY

Classmark:

COOKERY

A HAN



3 0106 01121 1652

K-1

18119

4
2



The Hand-Book of Carving.

Dunson

307-

h
2
THE
Hand-Book of Carving;
WITH
H I N T S
ON THE
ETIQUETTE OF THE DINNER TABLE.

WITH NUMEROUS ILLUSTRATIVE FIGURES.

LONDON:
GEORGE ROUTLEDGE AND CO.,
36, SOHO SQUARE.

1848.

UNIVERSITY
LIBRARY
LEEDS

46270

CONTENTS.

| | |
|----------------------------------------------|-----------|
| Hints on the Etiquette of the Dinner Table . | Page 1 |
|----------------------------------------------|-----------|

SECTION I.—FISH.

| | |
|------------------------------------|----|
| Mackerel | 12 |
| Salmon | 13 |
| Carp, Perch, Haddock, &c. | 14 |
| Cod's Head and Shoulders | 15 |
| Turbot | 16 |
| Brill, Soles, Plaice | 17 |

SECTION II.—JOINTS.

| | |
|--------------------------------|----|
| Shoulder of Mutton | 19 |
| Leg | 20 |
| Haunch | 21 |
| Saddle | 21 |
| Loin | 22 |
| Fore Quarter of Lamb | 23 |

CONTENTS.


| | Page |
|------------------------------|------|
| Shoulder | 23 |
| Leg | 23 |
| Loin | 24 |
| Aitch-Bone of Beef | 24 |
| Sirloin | 25 |
| Ribs | 26 |
| Round | 26 |
| Tongue | 27 |
| Calf's Head | 28 |
| Loin of Veal | 29 |
| Breast | 29 |
| Fillet | 30 |
| Hand of Pork | 30 |
| Roast Pig | 31 |
| Loin | 32 |
| Leg | 32 |
| Ham | 33 |

SECTION III.—POULTRY, GAME, ETC.

| | |
|--------------------|----|
| A Fowl | 35 |
| A Turkey | |

CONTENTS.

| | |
|--------------------------------|------------|
| A Partridge | Page 37 |
| A Pheasant | 38 |
| Woodcocks, Grouse, &c. | 39 |
| Snipes | 39 |
| Pigeons | 39 |
| A Goose | 40 |
| A Duck | 41 |
| Haunch of Vension | 42 |
| Hare | 43 |
| Rabbit | 44 |



PREFACE.

WITHOUT a perfect knowledge of the art of Carving, it is impossible to perform the honours of the table with propriety; and nothing can be more disagreeable to one of a sensitive disposition, than to behold a person at the head of a well-furnished board, hacking the finest joints, and giving them the appearance of having been gnawed by dogs.

It also merits attention in an economical point of view—a bad carver will mangle joints so as not to be able to fill half a dozen plates from a sirloin of beef, or a large

PREFACE.

tongue ; which, besides creating a great difference in the daily consumption in families, often occasions disgust in delicate persons, causing them to loathe the provisions, however good, which are set before them, if helped in a clumsy manner.


I cannot therefore too strongly urge the study of this useful branch of domestic economy ; and I doubt not that whoever pays due attention to the following instructions, will, after a little practice, without which all precept is unavailing, speedily acquire the reputation of being a good carver.

I have prefixed a few Hints on the Etiquette of the Dinner Table, which I trust will be found useful. In that, however,

PREFACE.

much must be left to a quick and observant eye, and a determination to render yourself as agreeable as possible.

For a knowledge of etiquette in general I cannot recommend you to a better treatise than that entitled “Etiquette for Gentlemen.”



The Hand-Book of Carving.

HINTS ON THE ETIQUETTE OF THE DINNER TABLE.

AS HOST.

THE important day on which you feast your friends being arrived, you will be duly prepared to receive the first detachment. It were almost needless to observe that the brief interval before dinner is announced may be easily filled up by the common place enquiries after health, and observations on the weather as the company increases, provided they were previously acquainted, you will find your labours in keeping up the conversation very agreeably diminished.

While your guests are awaiting the announcement of dinner, it will be expedient

that you should intimate to the gentlemen of the party, as unobtrusively as possible, which lady you wish each to take in charge, that, when the moment arrives for your adjournment to the dining room, there may not be half a dozen claimants for the honour of escorting *la plus belle* of the party, while some plain *demoiselle* is under the painful necessity of escorting herself. Such a scene as this should be carefully provided against by the mode above suggested.

When dinner is announced, you will rise and request your friends to proceed to the dining room, yourself leading the way, in company with your most distinguished female visitor, followed immediately by the hostess, accompanied by the gentleman who has the best claim to such an honour. The remainder of the guests then follow, each gentleman accompanied by the lady previously pointed out to him.

Arrived at the dining room, you will request the lady whom you conducted to take her seat

on your right hand ; then, standing behind your chair, you will direct all your visitors to their respective seats.

Having taken your seat you will now dispatch soup to each of your guests, from the pile of plates placed on your right hand, without questioning any whether you shall help them or not ; but dealing it out silently, you will first help the person at your right hand, then at your left, and so throughout the table.

Of course you will carve the meats yourself, or why did you buy this book ? surely not with the intention of teaching your servants how to perform that important duty. You will not ask to be allowed to help your guests, but supply a plate in silence, and hand it to your servants, who will offer it to such of the company as are unprovided. Never offer soup or fish a second time.

If a dish be on the table, some parts of which are preferred to others, according to the taste of individuals, all should have the opportunity of choice. You will simply ask each one if

he has any preference for a particular part; if he replies in the negative, you are not to repeat the question, nor insist that he must have a preference.

Do not attempt to eulogise your dishes, or apologize that you cannot recommend them,—this is extreme bad taste; as also is the vaunting of the excellence of your wines, &c. &c.

Do not insist upon your guests partaking of particular dishes. Do not ask persons more than once, and never force a supply upon their plates. It is ill-bred, though common, to press any one to eat; and, moreover, it is a great annoyance to be crammed like turkeys.

Neither send away your plate, nor relinquish your knife and fork, till your guests have finished.

Soup being removed, the gentleman who supports the lady of the house on her right should request the honor of taking wine with her; this movement will be the signal for the rest. Should he neglect to do this, you must challenge some lady.

Until the cloth be removed you must not drink wine except with another. If you are asked to take wine, it is a breach of etiquette to refuse. In performing this ceremony (which is very agreeable if the wine be good) you catch the person's eye, and bow politely. It is not necessary to say any thing.

If you have children, never introduce them after dinner unless particularly asked for, and then avoid it if possible.

Never make any observations to your servants at dinner, other than to request them to provide you with what you require, or to take away that which may be removed.

With the dessert, you will have a small plate, two wine glasses, and *doyleys*, placed before each guest. If fresh fruit be on the table, as pears, apples, nectarines, &c., a knife with a silver or silver-plated blade should be placed by the side of each plate; a steel blade, in addition to being discoloured by the juices, imparts an unpleasant flavour to the fruit.

AS GUEST.

To dine out it is usually understood that you must be invited; there are, however, some *gentlemen!* who have attained to that high degree of refinement which enables them to dispense with such a stupid ceremony. They drop in as dinner is being served up, when it is impossible that the party on whom they intrude can do other than request them to stay and dine, though we suspect he has a much stronger *inclination* to kick the unwelcome guest into the street.

We would recommend you to eschew such practices, but when invited, return an answer in plain terms, accepting or declining. If you accept, be there at the time appointed. It is inconvenient on many accounts to yourself and to your friends, either to be too late or too early.

You will probably have to wait a little time before dinner is announced. During this short period render yourself as agreeable as possible to the assembled company.

Your host will doubtless point out to you the lady he wishes you to escort to the dining room. You will be in readiness to attend upon her the moment you are summoned to adjourn. Offer her your right arm and follow in order. Should you have to pass down stairs, you will give the lady the wall. You will take your seat at the table on the right hand of the lady you conducted.

Being seated soup will be handed round. When offered take it; but if you prefer fish, pass it on to your neighbour. You must not ask for soup or fish a second time; it will not be offered—you would not be so rude or selfish as to keep the company waiting for the second course, that you may have the pleasure of demolishing a double portion of fish.

Fish must be eaten with a silver fork, as the acid in the sauce, acting on the steel of an ordinary fork, gives an unpleasant flavour to the dish. For this reason also a knife should not be used in eating fish.

If asked whether you have a preference for any dish, or any particular part of a dish, answer plainly and distinctly as you wish.

Pay as much attention to your companion on your left as politeness requires, but do not be unnecessarily officious. People do not like to be stared at when eating.


When you are helped to any thing do not wait until the rest of the company are provided. This is very common in the country, but shows a want of good breeding.

Do not allow your plate to be overloaded with a multifarious assortment of vegetables, but rather confine yourself to one kind. When you take another sort of meat, or a dish not properly a vegetable, you must change your plate.

If you have the honour of sitting on the right hand of the hostess, you will immediately on the removal of soup, request the honour of taking wine with her.

Finally, to do all these things well, and to be *au fait* at a dinner party, be perfectly at

your ease. To be at ease is a great step towards enjoying your own dinner, and making yourself agreeable to the company. Fancy yourself at home ; performing all the ceremonies without any apparent effort. For the rest, observation and your own judgment will be the best guide, and render you perfect in the etiquette of the dinner table.



ON CARVING.

IN Carving, your knife should not be too heavy, but of a sufficient size, and keen edge. In using it, no great personal strength is required, as constant practice will render it an easy task to carve the most difficult articles ; more depending on address than force.


The dish should be sufficiently near to enable the carver to reach it without rising, and the seat should be elevated so as to give command over the joint.

Show no partiality in serving, but let each person at table have a share of such articles as are considered best, for however you conciliate the one you favour, you must bear in mind that you make enemies of the other guests.

SECTION I.

FISH

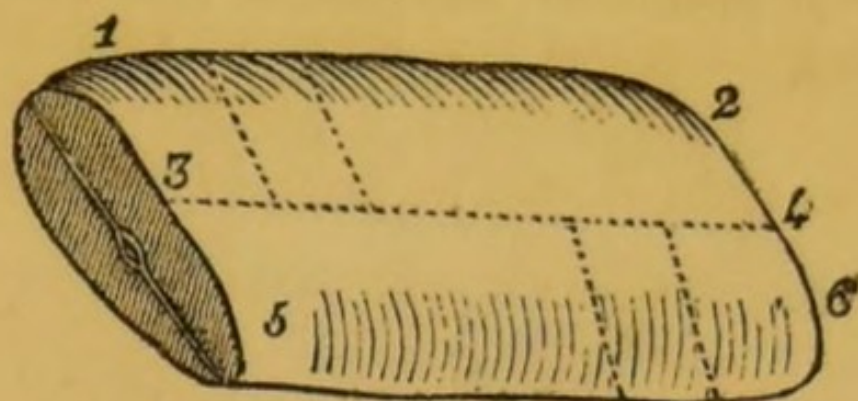
requires very little carving ; it should be carefully helped with a fish-slice, which not being sharp prevents the flakes from being broken, and in Salmon and Cod these are large and add much to their beauty ; a portion of the roe, milt, or liver, should be given to each person.



MACKEREL.

In helping, first cut off the head, at 1, as that part is very inferior and unsavoury, then

divide down the back, and give a side to each ; if less is asked for, the thickest end, which is the most choice, should be served. Enquire if the roe is liked ; it may be found between 1 and 2 ; that of the female is hard, of the male soft.



SALMON

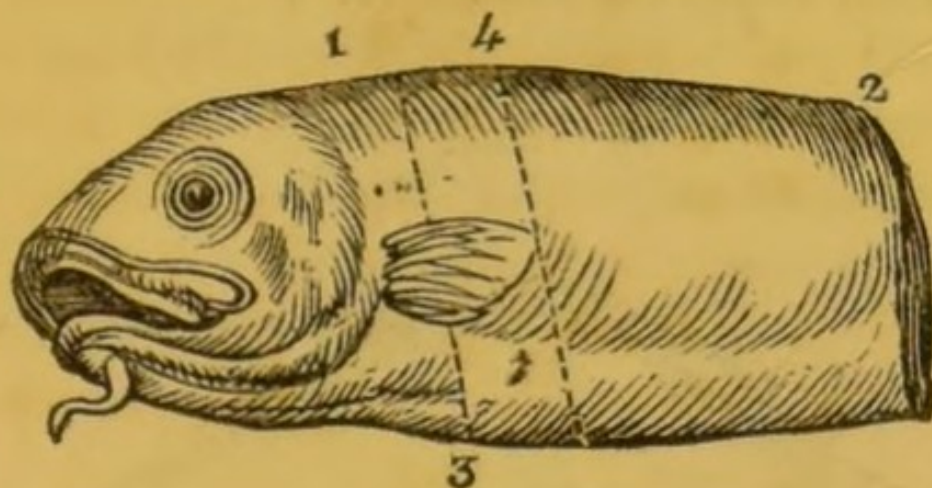
is rarely sent to table whole, but a piece cut from the middle of a large fish, which is the best flavoured part of it. Make an incision along the back, 1-2, and another from 5 to 6 ; then divide the side about the middle, in the line

3-4, cut the thickest part, between 1-3, 2-4, for the lean, the remainder for the fat, ask which is preferred, and help as the fancy of your guests may demand. When the fish is very thick, do not venture too near the bone, as there it has an ill flavour and is discoloured.

In paying your respects to a whole Salmon, you will find the choice parts next the head, the thin part next, the tail is considered less savoury.

CARP, PERCH, HADDOCK, ETC.,

will be easily helped by attending to the foregoing directions. The head of the Carp is esteemed a delicacy, which should be borne in mind.

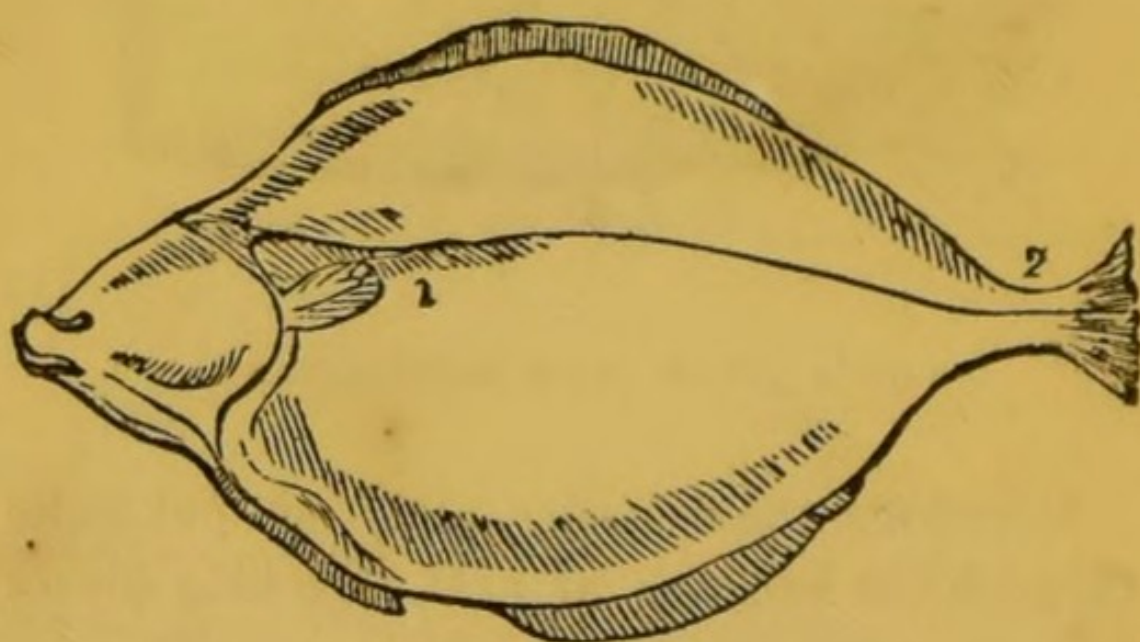


COD'S HEAD AND SHOULDERS.

Introduce the fish-slice at 1, and cut quite through the back, as far as 2, then help pieces from between 3 and 4, and with each slice give a portion of the sound, which lines the under side of the back bone. It is thin and of a darker colour than the other part of the fish, and is esteemed a delicacy.

Some persons are partial to the tongue and palate, for which you must insert a spoon into the mouth. The jelly part is about the jaw, the firm part within the head, on which are some

other delicate pickings ; the finest portions may be found about the shoulders.



TURBOT.

The under side of this fish is the most esteemed, and is placed uppermost on the dish, the fish-slice must be introduced at 1, and an incision made as far as 2 ; then cut from the middle, which is the prime part. After helping the whole of that side, the upper part

must be attacked, and as it is difficult to divide the back bone, raise it with the fork, while you separate a portion with the fish slice; this part is more solid and is preferred by some, though it is less delicate than the under side. The fins are esteemed a nicety, and should be attended to accordingly.

BRILL, SOLES, PLAICE,

and *flat* fish in general may be served in the same manner as a Turbot.

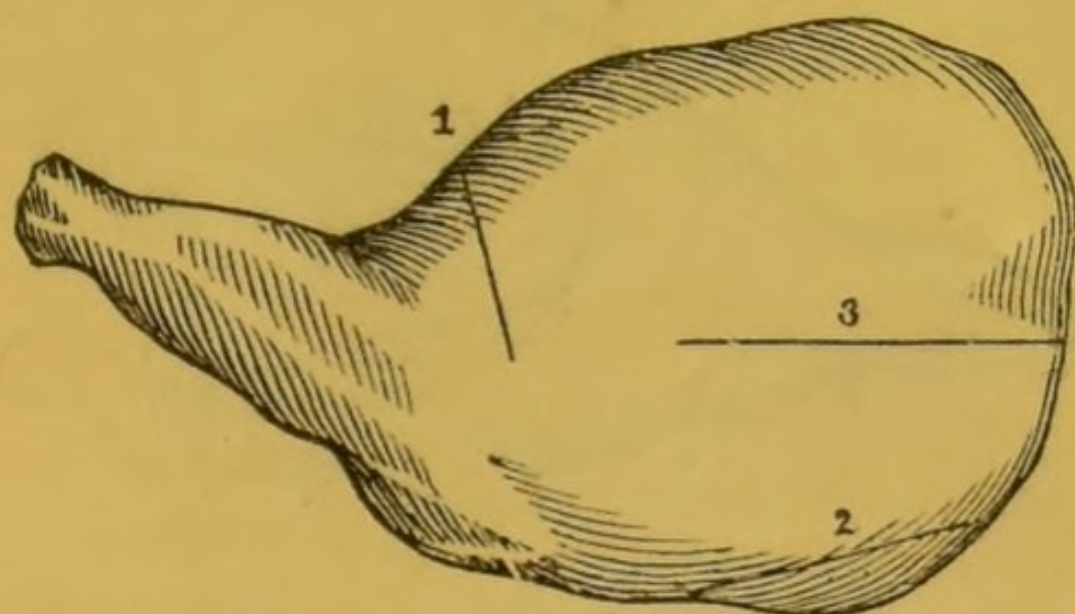
SECTION II.

JOINTS.

IN helping the more fleshy joints, such as a Sirloin of Beef, Leg of Mutton, Fillet of Veal, cut thin smooth slices, and let the knife pass through to the bones of Mutton and Beef.

It would prevent much trouble, if the joints of the loin, neck, and breast, were cut through by the butcher previous to the cooking, so that when sent to table they may easily be severed. Should the whole of the meat belonging to each bone be too thick, one or more slices may be taken off from between every two bones.

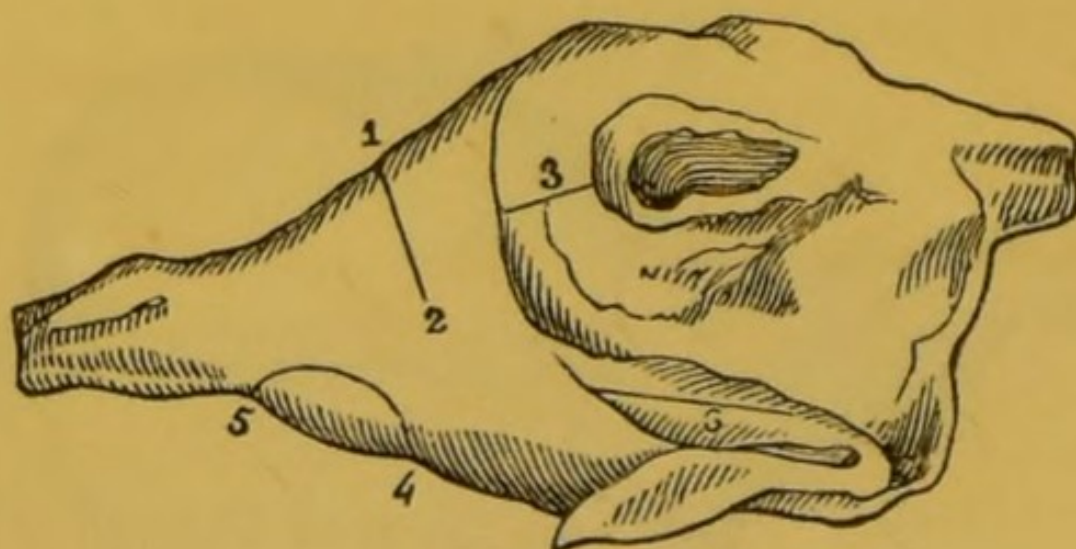
In some boiled joints, round and aitch-bone of beef for instance, the water renders the outsides vapid, and of course unfit to be eaten, you will therefore be particular to cut off and lay aside a thick slice from the top, before you begin to serve.



SHOULDER OF MUTTON.

Cut into the bone, at the line 1, and help thin slices of lean from each side of the incision; the prime part of the fat lies at the outer edge, at 2.

Should more meat be required than can be got from that part, cut on either side of the line 3, which represents the blade bone, and some good and delicate slices may be procured. By cutting horizontally from the under-side, many "nice bits" will be obtained.



LEG OF MUTTON.

The finest part is situated in the centre, at 1, between the knuckle and farther end; insert the knife there, and cut thin deep slices each way, as far in as 2. The outside rarely being very fat, some neat cuts may be obtained off the broad end, at 3. The knuckle of a fine leg is tender, though dry, and many prefer it, although the other is the most juicy. There are some good cuts on the broad end of the back of the leg, from which slices may be procured lengthways.

The cramp bone is by some esteemed a delicacy, to get it out cut down to the thighbone, at 4, and pass the knife under it in a semi-circular course, to 5.

HAUNCH OF MUTTON

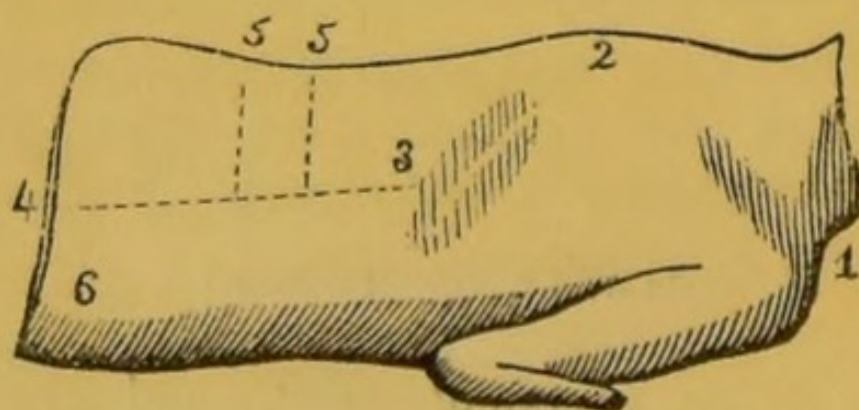
consists of the leg and part of the loin, cut so as to resemble a haunch of Venison. It must be helped at table in a similar manner.

SADDLE OF MUTTON

This is an excellent joint, and produces many nice bits. Cut the whole length of it close to the back bone, and take off some long thin slices in that direction. The upper division consists of lean, the fat may be easily got at by cutting from the left side.

LOIN OF MUTTON

As the bones of this joint are divided it is very easily managed ; begin at the narrow end and take off the chops, when the joints are cut through, some slices of meat may be obtained between the bones.



FORE QUARTER OF LAMB.

First divide the shoulder from the oven, which consists of the breast and ribs, by pass-

ing the knife under the knuckle, in the direction of 1, 2, 3, and cutting so as to leave a fair portion of meat on the ribs, lay it on a separate dish, and squeeze the juice of half a Seville orange over the other part, which after being sprinkled with pepper and salt should be divided in the line 3-4. This will separate the ribs from the gristly part, and you may help from either as may be chosen, cutting as directed by the lines 5, 6.

SHOULDER OF LAMB

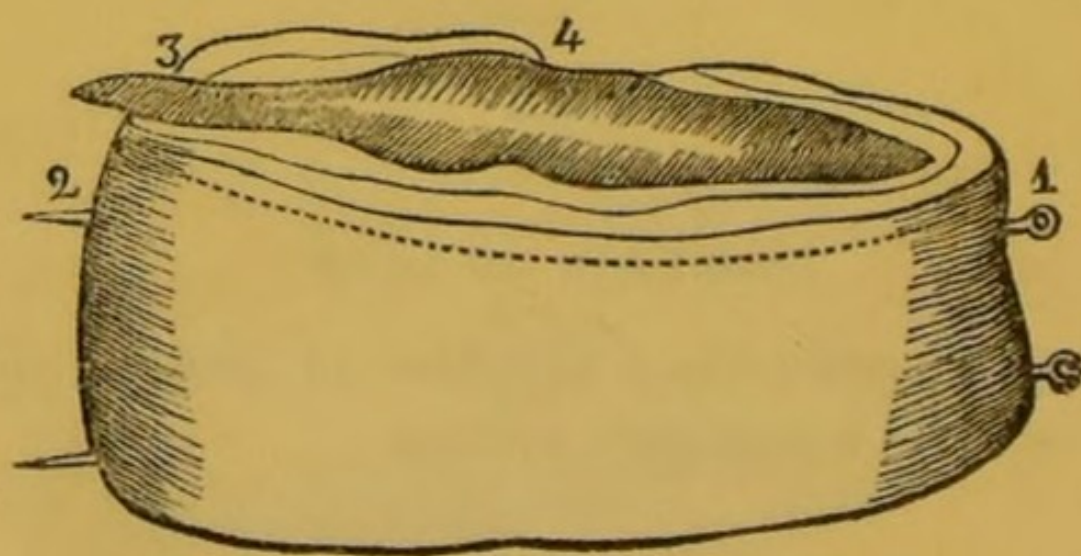
must be carved like a shoulder of mutton, of which it is a miniature edition.

LEG OF LAMB.

Follow the directions given for leg of mutton at page 20.

LOIN OF LAMB

may be helped similar to a loin of mutton; see page 18. This, and the two foregoing, being small joints, should be helped sparingly, as there is very little meat on them, especially when first in season.

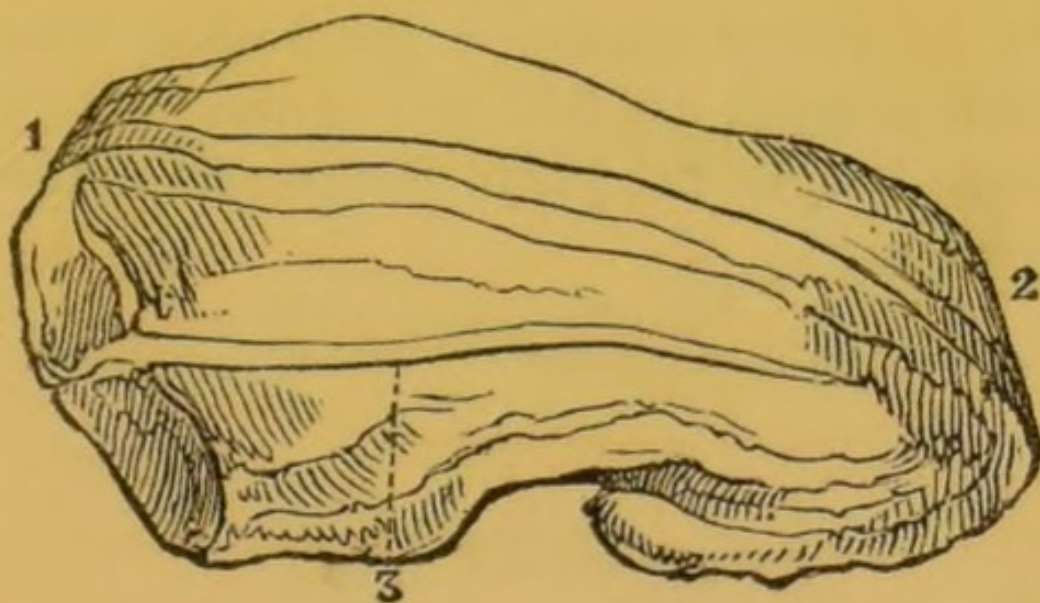


AITCH-BONE OF BEEF.

Cut off and lay aside a thick slice from the entire surface, as marked 1-2, then help. There are two sorts of fat to this joint, and as

tastes differ, it is necessary to learn which is preferred; the solid fat will be found at 3; and must be cut horizontally, the softer, which resembles marrow, at the back of the bone, below 4.

A silver skewer should be substituted for the one which keeps the meat properly together while boiling, and it may be withdrawn when you cut down to it.



SIRLOIN OF BEEF.

There are two modes of helping this joint, the

better way is by carving long thin slices from 1 to 2; the other way is by cutting it across, which however spoils it. The most tender and prime part is in the direction of the line 3; there will also be found some delicate fat, part of which should be given with each piece.

RIBS OF BEEF

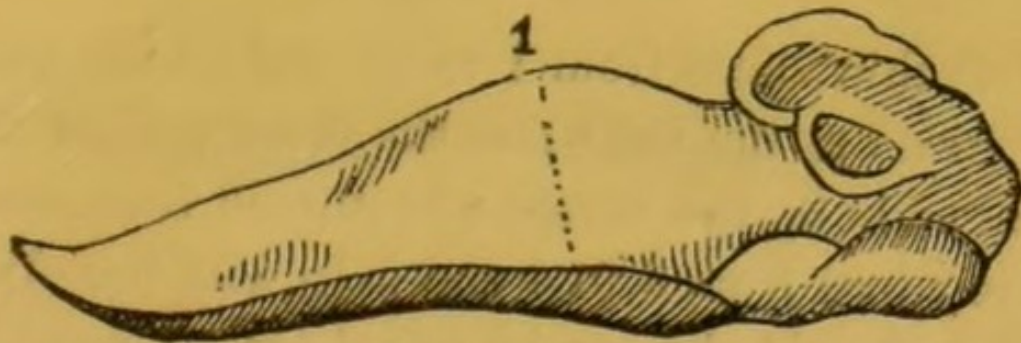
may be carved similar to the Sirloin, always commencing at the thin end of the joint, and cutting long slices so as to give fat and lean together.

ROUND OF BEEF.

This joint is so very easy to attend to, that we have not deemed it necessary to give a drawing

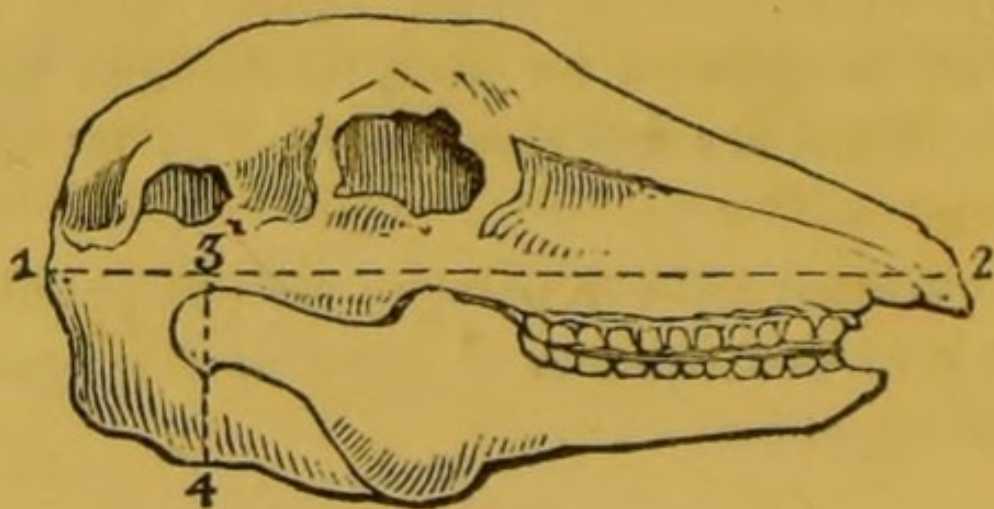
of it, it only requires a steady hand and a sharp knife. The upper surface being removed, as directed for the aitch-bone of beef, carve thin slices and give a portion of fat with each.

You must cut the meat as even as possible, as it is of consequence to preserve the beauty of its appearance.



A TONGUE.

Cut nearly through the middle, at the line 1, and take thin slices from each side. The fat is situated underneath, at the root of the tongue.

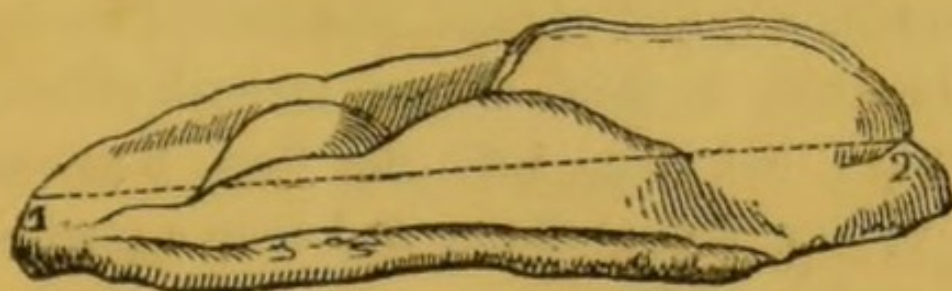


A CALF'S HEAD.

Cut thin slices from 1 to 2, and let the knife penetrate to the bone ; at the thick part of the neck end, 3, the throat sweetbread is situated, carve slices from 3 to 4 and help with the other part. Should the eye be asked for, it must be extracted with the point of the knife, and a portion given. The palate, esteemed a delicacy, is situated under the head, and some fine lean will be found by removing the jaw-bone ; portions of each of these should be helped round.

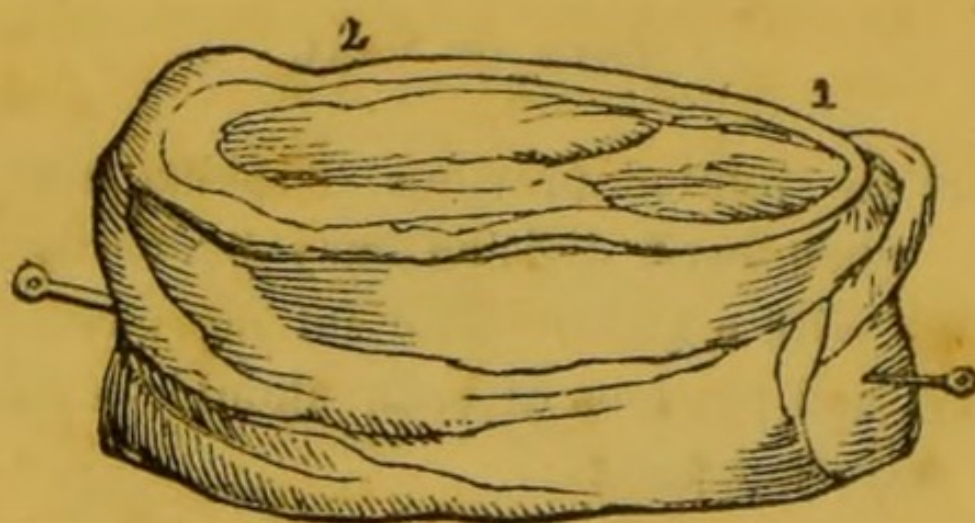
A LOIN OF VEAL

should be jointed previous to being sent to table, when each division may be easily cut through with a knife. The fat surrounds the kidney, and portions of each should be given with the other parts



A BREAST OF VEAL

is composed of the ribs and brisket, which must be separated by cutting through the line 1-2; the latter is the thickest and has gristles. Divide each portion into convenient pieces, and proceed to help,



FILLET OF VEAL

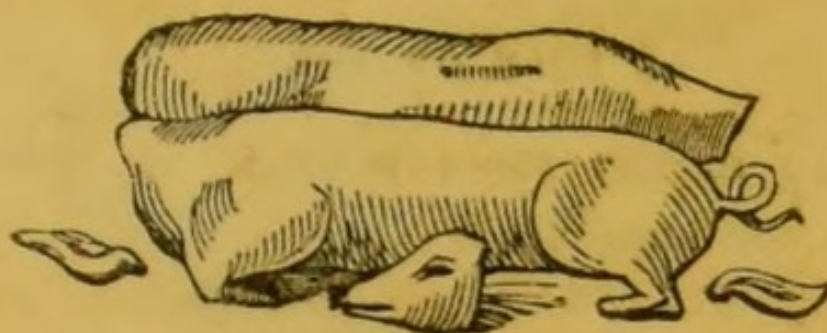
esembles a round of beef, and should be carved similar to it, in thin and very smooth slices, off the top ; cut deep into the flap, between 1 and 2, for the stuffing, and help a portion of it to each person.

Slices of lemon are always served with this dish.

HAND OF PORK.

Cut thin slices from this delicate joint, either across near the knuckle, or from the blade

bone. as directed for a shoulder of mutton. This forms a nice dish for a tête-à-tête dinner, there is not sufficient for a third person.



ROAST FIG.

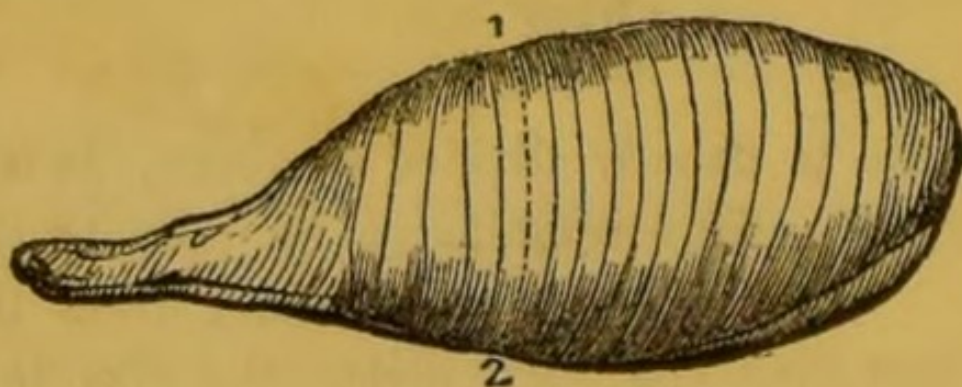
As this is usually divided as above, before sent to table, little remains to be done by the carver. First separate a shoulder from the body, and then the leg; divide the ribs into convenient portions, and send round with a sufficiency of the stuffing and gravy. Many prefer the neck end between the shoulders, although the ribs are considered the finest part, but as

this all depends on taste the question should be put. The ear is reckoned a delicacy.

Should the head not be divided, it must be done, and the brains taken out, and mixed with the gravy and stuffing.

A LOIN OF PORK,

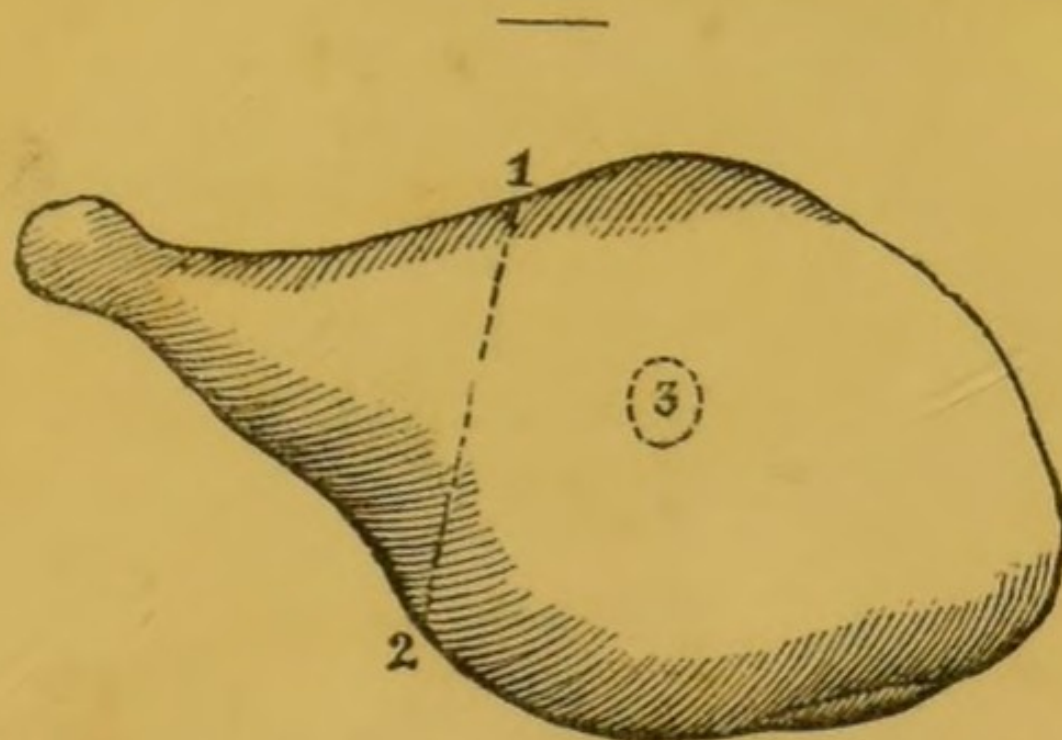
is cut up in the same manner as a loin of Mutton, see page 22.



LEG OF PORK.

Commence carving about midway, between the knuckle and farther end, and cut thin deep

slices from either side of the line 1. For the seasoning in a roast leg, lift it up, and it will be found under the skin at the large end.



HAM.

The usual mode of carving this joint, is by long delicate slices, through the thick fat in the direction 1-2, laying open the bone at each cut, which brings you to the prime part at once. A more saving way is to commence at the knuckle and proceed onwards.

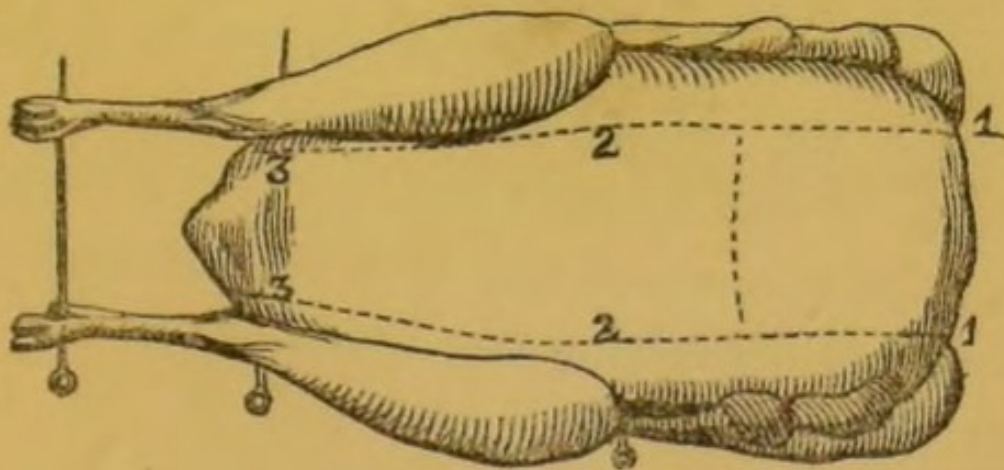
Some persons take out a round piece at 3, and enlarge the hole, by cutting thin circular slices with a sharp knife, this keeps the meat moist, and preserves the gravy, but seldom looks handsome.

SECTION III.

POULTRY, GAME, ETC.

THE carving knife for poultry is smaller and lighter than the meat carver; the point is more peaked and the handle longer.

In cutting up a Turkey, Goose, Duck, or Wild Fowl, more prime pieces may be obtained by carving slices from pinion to pinion, without making wings; this is an advantage when your party is large, as it makes the bird go farther.



A FOWL.

It will be more convenient in carving this to

take it on your plate, and lay the joints, as divided, neatly on the dish. Fix your fork in the middle of the breast, and take the wing off in the direction of 1-2; divide the joint at 1, lift up the pinion with your fork, and draw the wing towards the leg, which will separate the fleshy part more naturally than by the knife; cut between the leg and body at 3 to the bone, 2, give the blade a sudden turn, and the joint will break if the fowl is not old. When a similar operation is performed on the other side, take off the merrythought, by cutting into the bone at 4, and turning it back, which will detach it; next remove the neck bones and divide the breast from the back, by cutting through the whole of the ribs, close to the breast. Turn up the back, press the point of the knife about half way between the neck and rump, and on raising the lower end it will separate easily. Turn the rump from you, take off the sidesmen, and the operation is complete.

The breast and wings are the most delicate

parts, but the leg is more juicy in a young bird. Great care should be taken to cut the wings as handsome as possible.

A TURKEY.

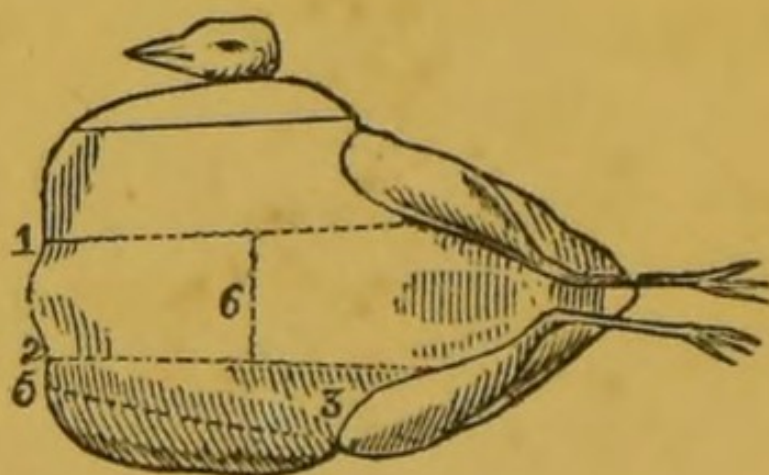
The finest parts of this bird are the breast and wings: the latter will bear some delicate slices being taken off. After the four quarters are severed, the thighs must be divided from the drumsticks, which being tough, should be reserved till last. In other respects a turkey must be dealt with exactly as recommended for a fowl, except that it has no merrythought.

Give a portion of the stuffing or forced-meat which is inside the breast, to each person.

A PARTRIDGE

is cut up in the same manner as a fowl, only on account of the smallness of the bird, the

merrythought is seldom divided from the breast. The wings, breast, and merrythought, are the finest parts of it, but the wing is considered the best, and the tip of it is reckoned the most delicious morsel of the whole.



A PHEASANT.

Fix your fork in the centre of the breast, and make incisions to the bone at 1-2, then take off the leg in the line 3-4, and the wing at 3-5, serve the other side in the same manner, and separate the slices you had previously divided on the breast. In taking off the wings, be careful not to venture too near the neck, or you

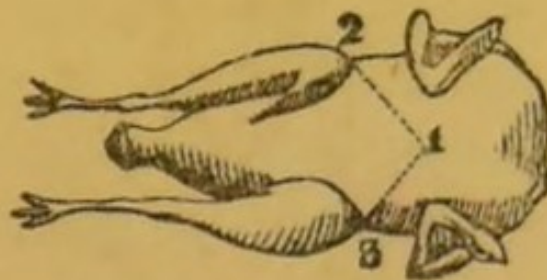
will hit on the neck bone, from which the wing should be divided. Pass the knife through the line 6, and under the merrythought towards the neck, which will detach it. The other parts may be served as directed for a fowl.

The breasts, wings, and merrythought, are the most delicate parts, although the leg has a higher flavour.

WOODCOCKS, GROUSE, ETC.

are carved similar to a fowl, if not too small, when they may be cut in quarters and helped.

Snipes being smaller should be divided in halves.

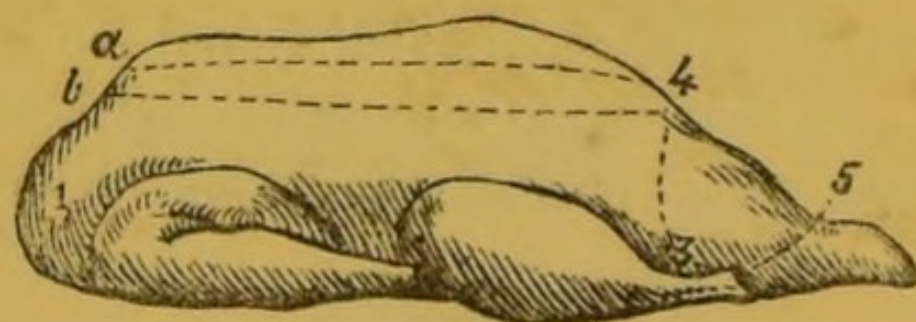


PIGEONS.

The usual way of carving these birds is to

insert the knife at 1, and cut to 2 and 3, when each portion may be divided into two pieces and helped; sometimes they are cut in halves, either across or down the middle, but as the lower part is thought the best, the first mode is the fairest.

Should they be very large and fine they may be served like fowls.



A GOOSE.

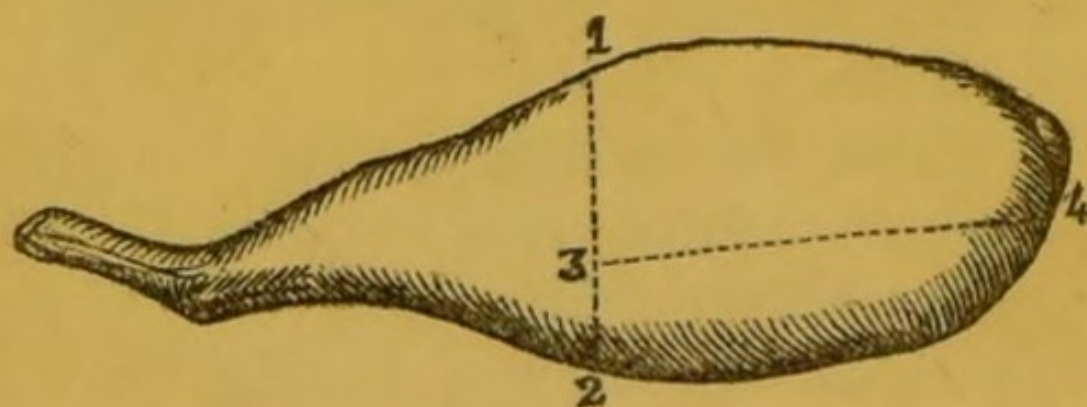
Take off the wing by putting the fork into the small end of the pinion and press it close to the body, divide the joint at 1 with the knife, carrying it along as far as 2. Remove the leg by cutting in the direction of 2-3, and

divide the thigh from the drumstick, then sever the limbs on the other side, and cut some long slices from each side of the breast, between the lines *a* and *b*.

To get at the stuffing, the apron must be removed, by cutting from 4 to 5 by 3. It is rarely necessary to cut up the whole of the goose, unless the company is large, but the merrythought may be taken off: there are two sidebones by the wing, which may be cut off, as likewise the back, and lower sidebones. The best pieces are the breast and thighs.

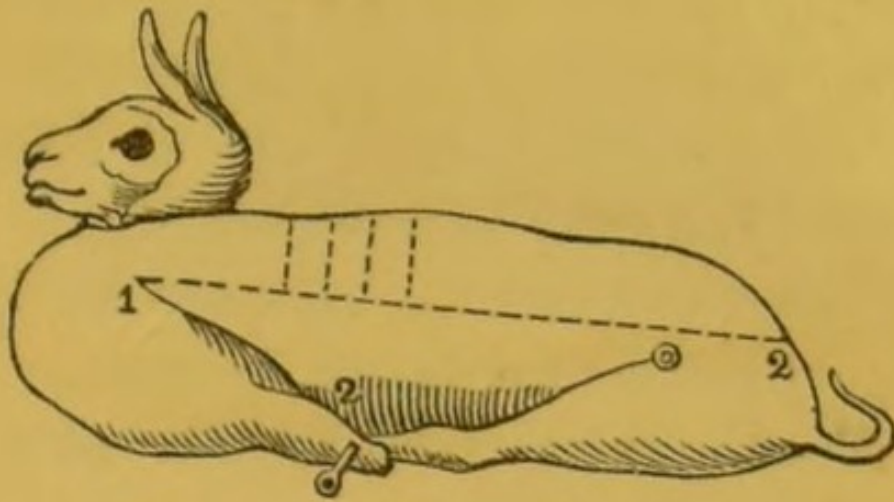
A DUCK.

Remove the legs and wings as directed above for a goose, and cut some slices from each side of the breast, the seasoning will be found under the flap, as in the other bird. Should it be necessary, the merrythought, sidebones, &c., can be detached in the same manner as recommended for a fowl.



HAUNCH OF VENISON.

First let out the gravy by cutting into the bone across the joint at 1-2, then turn the broad end towards you, make as deep an incision as you can from 3 to 4, and help thin slices from each side. The greater part of the fat, which is much esteemed, will be found on the left side, and those who carve must take care to proportion both it and the gravy to the number of the company.



HARE.

Insert the point of the knife inside the shoulder at 1, and divide all the way down to the rump, at 2; do the same on the other side, and you will have the hare in three pieces. Pass the knife under the rise of the shoulder, at 2-1, to take it off; the leg may be severed in a similar manner: then *behead it*—cut off the ears close to the roots, and divide the upper from the lower jaw. Next place the former flat on a plate, put the point of the knife into the forehead, and divide it through the

centre down to the nose. Cut the back into convenient portions, lay the pieces neatly on the dish, and proceed to serve the company, giving some stuffing (which will be found in the inside) and gravy to each person.

The prime parts are the back and legs; the ears are considered a luxury by some, as are the head and brains: they may be distributed to those that like them.

Should the hare not be very tender, it will be difficult to divide the sides from the back, but take off the legs by cutting through the joints, which you must endeavour to hit, you will then be able to cut a few slices from each side of the back. Next dissever the shoulders, which are called the sportsman's joints, and are preferred by many. The back, &c., may then be carved as directed above.

RABBIT.

The directions for cutting up a hare will be

amply sufficient to enable the carver to dispose of this animal. The best part is the shoulders and back, which must be divided into three or four pieces according to its size. The head should not be given unless asked for.

THE END.

HAND-BOOKS FOR THE MILLION.

Price One Shilling each, in cloth, gilt edges.

THE HAND-BOOK OF ARCHERY.
THE ANGLER'S HAND-BOOK.
THE SWIMMER'S HAND-BOOK.
THE WHIST PLAYER'S HAND-BOOK.
THE CRICKETER'S HAND-BOOK.
SHORT HINTS ON SHORT-HAND.
THE CHESS PLAYER'S HAND-BOOK.
THE GERMAN SCHOLAR'S HAND-BOOK.
THE HAND-BOOK OF ARCHITECTURE.
THE HAND-BOOK OF MAGIC.
THE HAND-BOOK OF CARVING.
HAND-BOOK OF DOMESTIC COOKERY.
FRENCH SCHOLAR'S HAND-BOOK.
THE HAND-BOOK OF SINGING BIRDS.
HAND-BOOK OF THE LANGUAGE OF FLOWERS.
HAND-BOOK OF CONCHOLOGY.
HAND-BOOK OF ELECTRICITY.
HAND-BOOK OF CHEMISTRY.
HAND-BOOK OF CHEMICAL EXPERIMENTS.
HAND-BOOK OF MINERALOGY.
HAND-BOOK OF GEOLOGY.
HAND-BOOK OF ASTRONOMY.
HAND-BOOK OF THE STEAM ENGINE.
TEN MINUTES ADVICE ABOUT KEEPING A
BANKER.
FRENCH AS IT MUST BE SPOKEN.
HAND-BOOK OF HERALDRY.
HAND-BOOK OF MORALS.
HAND-BOOK OF CRIBBAGE.

CUMMING'S COMPLETE AND ACCURATE EDITION
OF THE
REV. ALBERT BARNES' NOTES,

EXPLANATORY AND PRACTICAL,

*Designed for Heads of Families, Students, Bible Classes, and
Sunday Schools.*

~~~~~  
EDITED AND CAREFULLY REVISED  
**BY THE REV. JOHN CUMMING, D.D.**  
Minister of the Scotch Church, Crown Court.

~~~~~  
BEAUTIFULLY ILLUSTRATED,
BARNES' NOTES ON ISAIAH, with a NEW
TRANSLATION and an Introductory Dissertation,
illustrated with Wood-cuts and Maps by Arrow-
smith, 3 vols. Price 2s. 6d. each.

BARNES' NOTES ON THE BOOK OF JOB, with
a NEW TRANSLATION and an Introductory Dis-
sertation, 2 vols. cloth, lettered, Price 2s. 6d. each;
or the 2 vols. in one, Price 4s. 6d.

BARNES' NOTES on the NEW TESTAMENT, 9 vols.

THE GOSPELS, 2 vols. with Maps.

ACTS of the APOSTLES, with a Map, 1 vol.

ROMANS, 1 vol.

CORINTHIANS and GALATIANS, 2 vols.

EPHESIANS, PHILIPPIANS, and COLOSSIANS, 1 vol.

THESSALONIANS, TIMOTHY, TITUS, & PHILEMON, 1 vol.

HEBREWS, 1 vol.

Bound in Cloth, gilt letterings, each 2s. 6d.

Each Volume contains about 400 pages of a Square Octavo form.

THESE MAY BE HAD BOUND, IN FIVE HANDSOME VOLUMES
FOR EIGHTEEN SHILLINGS

Being, without exception, the cheapest work ever published

NOTICE.—The numerous Subscribers to CUMMING'S EDITION,
are respectfully informed, that these Volumes comprise the whole of
BARNES' WORKS, hitherto published in America. The size is very
convenient, and the Proprietors have spared no expense to render it
perfect in Type, Paper, & Binding. To ensure this correct Reprint,
care should be taken to order "**CUMMING'S EDITION.**"

NEW, CHEAP, AND UNIFORM EDITIONS
OF
STANDARD RELIGIOUS WORKS

PRINTED IN LARGE TYPE.

- HAWKER'S MORNING PORTION** 2s.
The Poor Man's Morning Portion, being a selection of a verse of Scripture, with short observations for every day in the year, by Robert Hawker, D.D., a new edition, cloth, lettered.
- HAWKER'S EVENING PORTION** 2s.
The Poor Man's Evening Portion, being a selection of a verse of Scripture, with short observations for every day in the year, by Robert Hawker, D.D., a new edition, cloth, lettered.
- HAWKER'S DAILY PORTION** 3s. 6d.
Being the above two works bound together, cl., lett.
- BOGATSKY'S GOLDEN TREASURY** 2s.
For the Children of God, consisting of Devotional and Practical Observations for every day in the year, 12mo. cloth, lettered.
- JENKS' PRAYERS & OFFICES of DEVOTION** 2s.
For Families, and for particular persons on most occasions; a new edition, altered and improved by the Rev. Charles Simeon, 12mo. cloth, lettered.
- ELIJAH THE TISHBITE** 2s.
Translated from the German of Dr. F. W. Krummacher, with portrait of the Author, 12mo. cloth, lett.
- BURDER'S VILLAGE SERMONS** 2s.
Or Fifty-two Plain and short Discourses on the principal Doctrines of the Gospel, intended for the use of Families, Sunday Schools, &c. with an Index of Subjects more or less discussed, 12mo. cloth, lettered.

WATTS' (DR.) SCRIPTURE HISTORY 2s.

With a continuation of the Jewish Affairs, from the Old Testament, till the time of Christ, and an Account of the Chief Prophecies that relate to Him, &c., adorned with figures relating to their Camp, Tabernacle, and Worship, 12mo. cloth, lettered.

WATTS' (DR.) on the IMPROVEMENT of the MIND 2s.

Containing a variety of Remarks and Rules for the Attainment and Communication of Useful Knowledge in Religion, in the Sciences, and in Common Life, with an Introduction and Life of the Author, 12mo. cloth, lettered.

BUNYAN'S PILGRIM'S PROGRESS 1s. 6d.

From this World to that which is to come, with explanatory Notes by W. Mason, and embellished with fifteen engravings, and Life of the Author, 12mo. cloth, lettered.

FAMILY DEVOTIONS 1s.

From the Book of Common Prayer, with Prayers at the Communion, compiled by Thomas Stephens, second edition, 18mo. cloth.

NEWTON'S CARDIPHONIA 3s.

Or the Utterance of the Heart, in the course of a real correspondence, by the Rev. John Newton, with a beautiful steel engraved portrait of the Author, 12mo. cloth, lettered.

ABBOTT'S LITTLE PHILOSOPHER 1s.

For Schools and Families, designed to teach Children to think and to reason about common things, with a copious Introduction, sixth edition, cloth, lettered.

ABBOTT'S CORNER STONE 1s. 6d.

A familiar illustration of the Principles of Christian Truth, revised by the Rev. Henry Blunt, M.A., cloth, lettered.

STANDARD RELIGIOUS WORKS

ABBOTT'S (JACOB) YOUNG CHRISTIAN 1s. 6d.

Edited and revised by the Rev. J. W. Cunningham, M.A., Vicar of Harrow, 18mo. cloth, lettered.

ABBOTT'S CHILD AT HOME 1s.

The principles of filial duty familiarly illustrated, cloth, lettered.

BUNYAN'S PRACTICAL WORKS 12s.

Comprising his Prison Meditations, Come and Welcome to Jesus Christ, an Exhortation to Peace and Unity, Solomon's Temple Spiritualized, the Unsearchable Riches of Christ, Jerusalem Sinner Saved, the Barren Fig Tree, the Strait Gate, the Pharisee and the Publican, Paul's Departure and Crown, Christ a complete Saviour, Israel's Hope Encouraged, Christian Behaviour, the Desire of the Righteous granted, &c., with a Preliminary Essay on his Character and Writings, by the Rev. Alexander Philip, A.M., the six vols. bound in 3, cloth, gilt letterings.

DIFFICULTIES of a YOUNG CLERGYMAN 1s. 6d.

The Dangers and Difficulties of a Young Clergyman in times of Division, foolscap 8vo. cloth, lettered.

HALL (ROBERT) on the PHILIPPIANS 3s.

A practical Exposition of the Epistle to the Philippians, in Twelve Discourses, to which are added several Sermons on various subjects, by the Rev. Robert Hall, A.M., 12mo. cloth, lettered.

HAWKER'S SERMONS 2s.

Sixteen Sermons on the Divinity of Christ and the Deity, and Operations of the Holy Spirit, a new edition, 12mo. cloth, lettered.

HUIE'S CHRISTIAN MISSIONS 3s.

The History of Christian Missions from the Reformation to the present time, second edition, 12mo. cloth, lettered.

HUIE'S HISTORY OF THE JEWS

3s.

The History of the Jews from the taking of Jerusalem by Titus to the present time, comprising a Narrative of their Wanderings, Persecutions, Commercial Enterprises, and Literary Exertions, with an account of the various efforts made for their Conversion, second edition, 12mo. cloth, lettered.

INFANT PRAYERS

1s.

By the author of the "Sacred Harp" and the "Book of Family Worship," cloth, gilt edges.

LIFE OF JOHN HUSS

1s. 6d.

A Memoir illustrating some of the Workings of Popery in the fourteenth and fifteenth Centuries, translated from the German, by Margaret Anne Wyatt, with an Introductory Note on Popery, by a beneficed Clergyman of the Anglican Church, 12mo. cloth, lettered, published at 4s. 6d.

MASON'S SPIRITUAL TREASURY

5s.

With Index and Portrait of the Author, 8vo. cl., lett.

"This popular Work, so much admired for the simplicity of its style, and its savour of evangelical piety, was recommended by the Rev. Mr. Romaine as remarkably adapted to 'establish the Faith, promote the Comfort, and influence the practice of serious Christians in every age.'"

PHILOSOPHY (THE) OF CHRISTIANITY

3s.

Or the Genuine Christian proved to be the only Real Philosopher, by Philip Dixon Hardy, foolscap 8vo. cloth, lettered, published at 4s. 6d.

SELECT CHRISTIAN AUTHORS

5s.

With Introductory Essays by Dr. CHALMERS, the Bishop of Calcutta, and others. This very thick volume contains Wilberforce's Practical Christianity; A Kempis' Imitation of Christ; Howe's Redeemer's Tears Wept over Lost Souls; Adam's Private thoughts, Memoirs of Halyburton; the Christian's Defence against Infidelity, in one vol. 8vo. cloth, lettered.

RIDDLE'S (REV. J.) COMMENTARY 8s.

Being the British Commentary on the Four Gospels, by the Author of the "Latin and English Dictionary," royal 8vo., published at 16s. cloth, lettered.

HEUGH'S GENEVA 1s.

Notices of the State of Religion in Geneva and Belgium, by Hugh Heugh, D.D., 12mo. sewed, published at 2s.

„ „ or bound in cloth 1s. 6d.

BOSWELL'S POULTRY YARD 2s.

A complete guide to the rearing and management of Domestic Poultry, a new edition, with wood-cuts, 12mo, cloth, lettered.

TRADESMAN'S (The) READY CALCULATOR 1s. 6d.

For Masons, Wrights, Plasterers, Slaters, Painters, &c., by J. Stevenson. The chief design of this work is to furnish, at a cheap rate, an easy method of calculating the square contents of all kinds of work, &c. when measurements are taken, 32mo. roan, lettered.

BROWN'S BUILDER'S BUDGET 2s.

Containing correct Tables for the true measuring of round, square, and unequal sided Timber, &c.; Tables of superficial measure; Tables for finding the value of Wood in bulk or scantling; Tables for ascertaining the weight and quantity of Iron, Lead, Bricks, &c.; Tables of per Centage, and other useful information.

MASTER'S READY RECKONER 1s. 6d.

For finding the price of any article, from One Fourth to Five Thousand, at any price, from One Farthing to One Pound, 18mo. cloth, lettered.

In this edition two different kinds of figures have been used, which adds very much to the facility with which the prices of articles may be found.





