

Cookery for invalids, persons of delicate digestion, and for children / by Mary Hooper.

Contributors

Hooper, Mary, 1829-1904.
University of Leeds. Library

Publication/Creation

London : Kegan Paul, Trench, Trübner & Co., 1892.

Persistent URL

<https://wellcomecollection.org/works/qan6c6v7>

Provider

Leeds University Archive

License and attribution

This material has been provided by This material has been provided by The University of Leeds Library. The original may be consulted at The University of Leeds Library. where the originals may be consulted.

This work has been identified as being free of known restrictions under copyright law, including all related and neighbouring rights and is being made available under the Creative Commons, Public Domain Mark.

You can copy, modify, distribute and perform the work, even for commercial purposes, without asking permission.



Wellcome Collection
183 Euston Road
London NW1 2BE UK
T +44 (0)20 7611 8722
E library@wellcomecollection.org
<https://wellcomecollection.org>

COOKERY FOR INVALIDS

*for Persons of
Delicate Digestion*



and for Children

MARY HOOPER

THE UNIVERSITY LIBRARY
LEEDS

Presented by MRS. THOMPSON OF
WAKEFIELD, in memory of her
husband, FREDERICK THOMPSON, and


N

LEEDS UNIVERSITY LIBRARY

Classmark:

COOKERY

A H00



3 0106 01105 8491


COOKERY

Miss Thompson


52 George St.

98.3

98



COOKERY FOR INVALIDS.



COOKERY FOR INVALIDS,

PERSONS OF DELICATE DIGESTION

AND FOR CHILDREN.

BY

MARY HOOPER,

AUTHOR OF "LITTLE DINNERS," "WIVES AND HOUSEWIVES."
PROFESSOR OF DOMESTIC ECONOMY CRYSTAL PALACE SCHOOL OF ART, ETC.

SIXTH EDITION.

LONDON:

KEGAN PAUL, TRENCH, TRÜBNER & CO., LTD.

1892.

UNIVERSITY
LIBRARY,
LEEDS.

(All rights reserved.)



P R E F A C E.

THE great importance of well-chosen and well-cooked food, as a means not only of preserving but of restoring health, is now fully recognised, and "Dr Diet and Kitchen Physic" are acknowledged as the best friends of the medical profession. Yet there is no more anxious time for a doctor than when he hands over his patient to the good offices of the cook, for, as a celebrated culinary writer has said, "he knows how often the skill of the painstaking physician is counteracted by the want of corresponding attention to the preparation of food, and the poor patient, instead of deriving nourishment, is distressed by indigestion."

Thus it is that gruel, which in former times was said to "gratify nature" and to be the king of spoon meats and the queen of soups, and which played so important a part in the sick dietary, has fallen into disrepute. The fact is that in these days few persons know gruel except as manufactured from the starchy preparations the chief merits of which appear to be that they "can be made in ten minutes;" and it is, therefore, no wonder so much dislike is expressed for it.

The delicious, creamy, nourishing, one may almost say elegant, gruel, made by the hands of our grandmothers for their invalids, is now hardly known among us. It was either made from groats, crushed in the household mortar, or bought specially prepared, and known as "Embden groats," and was in either case admirably suited for the purpose. After many hours' boiling the gruel was carefully strained, and was then ready to be served plain, or flavoured, as the case might require. We can hardly wonder in these days that gruel is so unpopular, being what it is—a "patent" hasty

compound manufactured to suit the slovenly and impatient culinary habits of the period—or that doctors have almost ceased to order it as an especially useful and restorative diet.

The present writer well remembers her mother, whilst relating to her the sorrow and distress of the nation at the premature death of the Princess Charlotte of Wales, adding it was reported that the Princess shivered when a basin of gruel was presented to her, as though such antipathy was a measure of the hopelessness of her case. But it is no bad symptom *now* when ladies shiver at the sight of gruel, but rather an indication of a true taste which revolts against impure and badly prepared articles of diet. Gruel made as it ought to be, is rarely disliked, and is more nourishing, and in many cases to be preferred, to arrowroot—an expensive thing, and one most difficult to procure genuine.

Sick-room cookery proper is usually held to consist only of that which nurses are fond of calling “slops,” without at all considering how fitly they

describe the beef-tea, broth, and gruel they administer to their helpless patients. It is because it is found so impossible to get these things, and especially beef-tea, properly made, that recourse is largely had in many households to the concentrated essences and preparations of commerce. That these do not supply the place of home-made delicacies it is hardly necessary to insist, and a good nurse will devise means to supply the diet, on which, it may be, the life of her patient depends.

The invalid's cook will always pay great attention to the cleanliness of her *batterie de cuisine*, and more especially to the state of the stewpans. Copper stewpans well tinned and scrupulously clean are for all reasons, the best, but those of iron lined with enamel answer well. In every house, one or two stewpans should be reserved for gruel and other delicate preparations, and on no account should they be brought into general use.

There is, no doubt, some difficulty in catering for invalids, especially those in the convalescent stage, when the appetite is generally capricious, and the

digestion weak. The diet for such patients must be both light and nutritious, as varied as possible, and served with the utmost skill and taste. It is in the interest of the convalescent and of the confirmed invalid that the chapters on "Fish" and "Little Dishes" have been carefully prepared. In some cases the dainties required for invalids are beyond the reach of their friends, and for these some inexpensive recipes are given.

In these days when dyspepsia is so prevalent a malady, bringing in its train others of even a more serious character, it is of the first importance to study dietetical laws and the method of making food of all kinds easy of digestion. For variety of diet is a pressing need both of the healthy, that they may avoid the evils of dyspepsia, and of those already dyspeptic, as a means of relief and probable cure. It should be borne in mind, that careful cooking will render almost any edible substance fit for feeble digestions, and the way to do this is pointed out in the following recipes.

The quantities given for dishes for invalids are

in all cases small, generally not more than will be consumed at one meal, as it is seldom desirable to present the same dish twice consecutively to people who are in delicate health.

Puddings, and other diet for children, have received careful consideration, and it is hoped, by following the given directions, the objection which many children have to puddings made of farinaceous substances may be obviated.

In cases where the invalid's food cannot be properly supplied from the kitchen, a lady by the aid of a small gas ^{*}stove can readily prepare it. And every lady should study, not only theoretically, but practically, the art of cookery for invalids, for none know how soon skill in it may be called into requisition and go far to save or prolong some dear and valuable life. "Kitchen physic" will never be so efficacious as when the invalid knows it has been prepared by loving hands. The mother, wife, or daughter who trusts these duties to no lower love than her own, will surely receive the dearest reward in the knowledge that the pleasure


with which food is eaten enhances its value in every sense.


Every recipe in this book has been carefully prepared and tested by the writer, who having had long experience in the sick-room, and in the wants of invalids, has been able fully to prove their use and value.

MARY HOOPER.

November 15, 1875.







CONTENTS.

GRUEL, &c.

	PAGE		PAGE
Caudle,	2	Baked Flour,	6
Oatmeal Gruel,	3	Restorative Gruel,	7
Oatmeal Gruel, (<i>Scotch Recipe</i>)	3	Onion Gruel,	7
Barley Gruel,	4	Arrowroot,	8
Barley Water,	5	Oatmeal Porridge,	9
Boiled Flour Gruel,	5		

BEEF-TEA, BROTH, &c., &c,

Beef Tea,	12	Milk Panada,	25
Beef Jelly,	14	Broth Panada,	25
Cold Drawn Beef Tea,	15	Chicken Panada,	25
Mutton Broth,	16	Meat Lozenges,	26
Veal Broth,	18	Milk Soup,	26
Chicken Broth,	19	Bread Soup,	27
Cheap Broth,	20	Egg Soup,	28
Gravy Soup,	21	Oatmeal Soup,	28
White Soup,	22	Harricot Soup,	29
Mock Turtle,	23	Parsnip Soup,	30
Panada,	24	Artichoke Soup,	30
Water Panada,	25		

BEVERAGES.

	PAGE		PAGE
Beer, Wines, Spirits,	31	Suet Milk,	46
Tea,	34	Gum Arabic Milk,	46
Coffee,	36	Gum Arabic Water,	47
Cocoa,	38	Linseed Tea,	47
Water,	39	Almond Milk,	48
Lemonade,	40	Red Currant Syrup,	48
Black Currant Jam Water,	42	Raspberry Vinegar,	49
Apple Water,	42	White Wine Whey,	50
Tamarind Water,	43	Treacle Posset,	50
Oatmeal Water,	43	Orange Tonic,	50
Rice Water,	43	Ginger Cordial,	51
Toast Water,	44	Claret Cup,	51
Egg Drinks,	45	Mulled Claret,	52
Thick Milk,	46		

EGGS.

To Boil an Egg,	53	Eggs in Gravy,	55
To Poach an Egg,	54	Omelet,	56
Eggs Sur le plat,	54	Omelet Soufflée,	56
Scrambled Eggs,	55	German Omelets,	57

FISH.

Boiled Sole,	61	Fillets of Mackerel,	69
Baked Soles,	62	Fillets of Plaice,	70
Fried Sole,	62	Scalloped Oysters,	71
Fried Fillets of Sole,	63	Oyster Fritters,	71
Fillets of Sole in Gravy,	63	Butter Sauce,	72
Whiting,	64	Parsley Sauce,	72
Cod Cutlets,	65	Caper Sauce,	73
Fried Herrings,	66	Sharp Egg Sauce,	73
Rolled Herrings,	66	White Sauce,	74
Baked Haddock,	67	Anchovy Relish,	74

LITTLE DISHES.

	PAGE		PAGE
Mutton Chops, . . .	77	Minced Meat, . . .	87
Fillets of Mutton Cutlets, . . .	78	Calf's Sweetbread, . . .	88
Neck of Mutton Cutlets, . . .	79	Calf's Liver Sauté . . .	90
Loin of Mutton Cutlets, . . .	80	Lamb's Sweetbreads, . . .	91
Shoulder of Mutton Cutlets, . . .	81	Sheep's Brains, . . .	91
Stewed Mutton Chop, . . .	81	Brain Cakes, . . .	92
Lamb Cutlets, . . .	82	Quenelles, . . .	92
Beef Cutlets, . . .	83	Chickens, . . .	93
Beef Cutlet Sauté, . . .	84	Stewed Partridge, . . .	97
Stewed Beef, . . .	85	Stewed Pigeon, . . .	97
Tripe, . . .	85	Fricassee of Rabbit, . . .	98
Veal Cutlet, . . .	86	Croquettes, . . .	99

VEGETABLES.

Fried Potatoes, . . .	101	Sea Kale, . . .	106
Potato Croquettes, . . .	102	Onions, . . .	106
Greens, . . .	103	Vegetable Marrow, . . .	107
Cauliflower, . . .	104	Stewed Endive, . . .	108
Spinach, . . .	104	Stewed Water-cress, . . .	108
Asparagus, . . .	105	Vegetable Purée, . . .	108
French Beans, . . .	105	Tomato Sauce, . . .	109

PUDDINGS FOR INVALIDS AND CHILDREN.

Savoury Rice Pudding, . . .	113	Rice Croquettes, . . .	118
Savoury Macaroni Pudding, . . .	113	Ground Rice Pudding, . . .	119
Savoury Bread Pudding, . . .	114	Semolina Pudding, . . .	119
Brown Biscuit Pudding, . . .	114	French Tapioca Pudding, . . .	120
Cheese, Macaroni, . . .	115	Sweet Macaroni, . . .	120
Plain Rice Pudding, . . .	116	Sherry Macaroni, . . .	121
Rice Custard Pudding, . . .	116	Sherry Sponge, Pudding, . . .	121
Rice Boiled with Sweet Sauce, . . .	116	Pastine Pudding, . . .	121
Sweet Sauce, . . .	117	Rusk Pudding, . . .	122
Rice Milk, . . .	117	Biscuit Pudding, . . .	123

	PAGE		PAGE
Crumb Pudding, . . .	123	German Pudding, . . .	132
Custard Pudding, . . .	124	Rice Pudding without Milk, . . .	132
Hasty Pudding, . . .	125	Bread Pudding, . . .	133
Alexandra Pudding, . . .	125	Indian Cornflour Pudding, . . .	133
Lemon Soufflé, . . .	126	Oatmeal Pudding, . . .	134
Lemon Pudding, . . .	127	Baked Apples, . . .	135
Stonleigh Pudding, . . .	128	Apple Soufflé, . . .	135
Baked Batter Pudding, . . .	128	Apple Fool, . . .	135
Fig Pudding . . .	129	Stewed Apples and Rice, . . .	136
Plum Pudding . . .	129	Apple Charlotte, . . .	136
Baked Suet Crust, . . .	130	Stewed Fruits, . . .	137
Fruit Pudding, . . .	131	Croustades, with Stewed Fruit, . . .	138
Layer Pudding, . . .	131	Stewed Prunes, . . .	139

JELLIES, CREAMS, ICES. &c.

Wine Jelly, . . .	140	Victoria Pudding, . . .	148
Hartshorn Jelly, . . .	142	Custard, Cream, . . .	149
Ivory Dust Jelly, . . .	142	Crystal Palace Cream, . . .	149
Iceland Moss Jelly, . . .	143	Lemon Cream, . . .	150
Madeira Jelly, . . .	143	Ices, . . .	151
Lemon Sponge, . . .	143	Lemon Water, Ice, . . .	151
Tapioca Jelly, . . .	144	Ice Cream, . . .	152
Blanc Mange, . . .	145	Flavourings for Puddings, . . .	153
French Rice Cream, . . .	146	Apple, Marmalade, . . .	155
French Custard, . . .	146	Orange Marmalade, . . .	155
Shape of Rice, . . .	147	Preserved Strawberries, . . .	157
Rice Cream, . . .	148		

BREAD AND CAKES.

Household Bread. . .	160	Ginger Bread, . . .	165
Rolls, . . .	161	Sponge Cake, . . .	165
Tea Cakes, . . .	161	Geneva Cakes, . . .	166
Sweet Bread Cake, . . .	162	Arrowroot Biscuits, . . .	167
Unfermented Bread, . . .	162	Ginger Biscuits, . . .	167
Baking Powder, . . .	163	Rice Cakes, . . .	168
Lunch Cake, . . .	164		



GRUEL, &c.

ROBINSON'S Embden groats prepared by Keen, Robinson, and Bellville, are the only kind of which gruel can be properly made. They are entirely free from the acrid flavour which is so disagreeable in inferior preparations of oat-meal, and make a most nourishing and digestible gruel. Have either a very nice bright tin saucepan or a well-tinned and perfectly clean copper stewpan; put in cold water, and to every quart allow two ounces of groats. Let the gruel boil gently for four hours, stirring frequently to prevent any sticking to the stewpan; a little water may be added from time to time so as to keep the original quantity. Have a hair sieve of a size to stand conveniently just inside the rim of a basin. When a large quantity of gruel is required it is a good plan to have four strips of wood nailed together to form a rest for

the strainer so that it can stand over large basins without touching the contents. Use two wooden or silver spoons, one to rub the gruel through the sieve, the other to remove that which hangs beneath it. Do not use the first spoon for the latter part of the operation, as by so doing you may get some of the grain into the gruel and destroy its smoothness. When you have rubbed as much as possible through the sieve, beat the gruel until quite smooth, it should be as thick as good cream ; put it into a clean stewpan, let it boil, and serve plain ; or as follows : beat up the yolk of an egg, pour the boiling gruel on to it, serve either with salt or sugar, and, if allowed, a little wine or brandy. Milk or cream may be added in any proportion, but should not be allowed to boil. Beef-tea or extract of beef may also be used in cases where savoury food is preferred.

Candle.

Prepare the Gruel, as in the foregoing recipe ; it should be thick. Whilst boiling hot stir in to each pint a table-spoonful of brandy, a wine glass of

sherry, sugar to taste, and a grate of nutmeg and ginger.

For the poor ale may be substituted for wine, and in cases where it is desirable a little gin be added.

Oatmeal Gruel.

This is not adapted to cases of great weakness, but is useful in temporary illness, and is much in favour with the poor in rural districts. Unless long and properly boiled, oatmeal gruel is very indigestible.

Take two tablespoonfuls of fine Scotch oatmeal, and mix it smooth in two or three tablespoonfuls of cold water ; stir it in to a pint and a half of milk or water, boil gently for at least an hour, stirring frequently. If the digestion of the patient is weak, the gruel should be strained before serving.

Oatmeal Gruel.

(Scotch Recipe.)

Put two ounces of oatmeal in a bowl, pour on it half a pint of cold water, stir a little, let it stand a

minute, then pour half a pint of boiling water over the mixture, stirring quickly as you pour. Next pour the gruel through a strainer into a small saucepan, taking care the rough part of the meal remains in the strainer. Boil the gruel ten minutes, add to it a tablespoonful of sugar and a piece of butter the size of a walnut, and serve.

Barley Gruel.

Barley Gruel is an important article in the invalid's dietary. It is generally made too hastily, and thus much of its virtue is lost.

Take two ounces of pearl barley, wash in clean cold water, then boil it for five minutes in a pint of water. Pour this water away, and put a quart of boiling water to the barley; let it boil for three hours, strain, and add any flavour; if that of lemon peel is desired, cut it very thinly, and infuse for ten minutes in enough cold water to cover it—stir the liquid into the barley gruel. Equal quantities of milk and barley gruel make a very nourishing drink, especially useful in feverish cases. Barley gruel should not be mixed with milk or syrup before

required for use, as in a warm atmosphere it undergoes changes, and sometimes slightly ferments.

Barley Water.

Wash two ounces of fine pearl barley, boil it for five minutes in a pint of water, strain, put the barley into a jug, pour over it a quart of boiling water, cover it close with a cloth, let it stand until cold, then stir it up, strain, and keep ready for use.

Boiled Flour Gruel.

Gruel made from boiled flour is very delicate, and is suited to cases of great weakness. To prepare the flour, press into a pudding basin with a wooden spoon as much of the best white flour as possible, which must be again and again beaten down and pressed with the fingers until a hard compact mass is formed. When no more can be pressed into the basin, tie it over with a cloth in the same manner as a pudding, and allow it to boil continuously for twelve hours. When taken up remove the cloth, and let the flour stand in the basin

until the next day ; take off the skin from the top, grate or roll the mass until perfectly smooth, and put it away in covered jars for use. To make gruel, mix four tablespoonfuls of the flour quite smooth, in a quarter of a pint of water, pour on it three quarters of a pint of boiling milk or water, then boil the gruel for ten minutes, stirring continually. Cream, eggs, or beef-tea may be added, as in the first recipe.

This boiled flour makes excellent food for infants and also good puddings, and is a better thickening for gravy, broth, and soup than raw flour.

Baked Flour.

Baked flour is not so delicate or suitable for invalids as boiled flour, but is more readily prepared, and answers well for children.

Prepare the flour by pressing it tightly into an earthenware stewing jar with a cover, put it in a very slow oven and let it remain from ten to twelve hours. If the oven is hot the flour will be browned and spoiled. The oven of large ranges will generally bake the flour sufficiently during the

night. When done use as directed for boiled flour.

Restorative Gruel.

This delicious substitute for Groat Gruel is made as follows :—one ounce of rice, one ounce of sago, one ounce of pearl barley ; put three pints of water, and boil gently for three hours, when the liquor should be reduced to a quart. Strain it in exactly the same manner as groat gruel, and flavour with wine, brandy, or anything else that may be suitable. If made a little thicker, say with an ounce and a half of each ingredient to three pints of water, a jelly will be produced, which may be eaten cold with sugar, fruit, syrups, or preserve.

Onion Gruel.

This is an old-fashioned remedy for a cold, but can never be recommended unless boiled for at least five hours. The long boiling takes away the pungent odour of the onions and the breath will not then be affected by them.

Take two ounces of Embden groats and four

large onions sliced, put them on in a quart of cold water. Let the gruel boil gently for five hours, stirring occasionally, adding water to keep the original quantity. When done, strain through a fine sieve, salt to taste, and serve with toasted bread. The yolk of an egg beaten up in the gruel is a good addition.

Arrowroot.

Great care should be taken to procure pure arrowroot, as that sold under the name at a low price, is merely potato or rice starch. It can always be had genuine at Apothecaries' Hall, and it must be understood it cannot be bought at a low price.

The operation of making arrowroot is exceedingly simple, and if care is taken to mix it smooth in a little cold water, and to keep the water boiling while stirring it in, it cannot fail to be successful.

Mix a dessertspoonful of arrowroot in two table-spoonfuls of cold water, have ready half-a-pint of fast boiling water,—lemon peel may be infused in it,—and stir it rapidly on to the arrowroot. Add

sugar, wine, brandy, or any flavouring desired. Tea arrowroot may be made by boiling tea after drawn from the pot, and using in the same manner as water ; a little lemon juice is a nice addition.

Coffee arrowroot may be made in the same manner. Or, the arrowroot may be made with milk, and have a little very strong coffee stirred into it.

Milk arrowroot is made exactly in the same manner, rather less arrowroot being required. A dessertspoonful of good arrowroot will make half-a-pint of liquid as thick as can well be taken, therefore the quantity used must be regulated by the wishes of the invalid.

Oatmeal Porridge.

Porridge has the reputation of affording much nourishment, and of being especially valuable for children.

Yet few invalids will eat it, nor indeed has it general favour south of the Tweed. This may in part be accounted for by the inferior quality of the oatmeal sold in England. In London it is almost impossible to procure it genuine, and therefore

many good housewives make arrangements to have it sent to them direct from the North.

When oatmeal leaves an acrid taste in the mouth it is a sign that it is adulterated or inferior.

In all cases oatmeal must be thoroughly boiled, and though so simple, there is no dish requiring more care and attention in its preparation than porridge.

Boil a pint of water, drop in with one hand, by degrees, stirring with a wooden spoon in the other, one ounce of oatmeal and half a teaspoonful of salt, let the porridge boil for half an hour, *after* all the meal is stirred in, stirring it occasionally to prevent sticking to the saucepan.

When done, pour it out and serve with milk or cream. Those who like it may be allowed sugar or golden syrup. It is now conceded by most doctors that sugar in any reasonable quantity is good for children and that the craving for it is dictated by natural laws.

Porridge is made lighter by longer boiling, and for dyspeptic people it is best boiled an hour, adding a little *boiling* water should it threaten to thicken.



BEEF-TEA, BROTH, &c., &c.

NEXT in order to gruel in the invalid's bill of fare comes beef-tea, which, though no longer accredited with virtues it does not possess, is undoubtedly a useful, if not very nourishing form of animal diet. Since the introduction of Liebig's extract of meat, beef-tea has been in danger, as our American cousins say, "of being improved off the earth." The baron's preparation may indeed be useful in an emergency, but is so inferior to that of fresh-killed beef, as to make one marvel at the frequency with which it has been ordered. No doubt one reason why the extract has been so largely substituted for fresh-killed beef, has been that doctors have found it difficult to get the tea properly made from the latter, by average cooks, and have therefore preferred to order Liebig's extract, which at least is free from grease.

Beef Tea.

Cut one pound of beefsteak into dice, rejecting all skin and fat. Put into a stewpan a bit of fresh butter the size of a bean, throw in the meat, and sprinkle over a small pinch of salt. Cover the stewpan closely, and set on the range at a low heat to draw out the juices, which will take twenty minutes. Take care there is no approach to frying, as that would dry up the extract and destroy the character of the tea. About every five minutes during the process drain away the gravy as it comes ; if the meat is fine and fresh there will be at least the third of a pint, and when all is drawn set it aside, either to use as *EXTRACT OF BEEF* or to be added to the tea when finished. Now put to the meat one pint of water, and let it boil gently for half an hour. Pour the tea off, but do not strain it, as such nourishment as it contains lies in the thick portion. Of course if a patient is unable to take any solid this rule will not apply, and the tea must then be strained either through a linen or

flannel bag. Having drained off the tea whilst still boiling hot, put into it the juices at first extracted, and having taken off every particle of fat, it will be ready to serve.

Another method of making beef-tea is to cut the meat into small pieces, cover with cold water, and simmer an hour. If it is allowed, two or three peppercorns and a minced shallot—it is milder than onion—will be a nice addition to the tea.

Another good way of preparing beef-tea is to cut the meat into very small pieces, and put it in a jar having a closely fitting lid, with cold water. The jar can be placed in the oven for an hour or two, according to the heat, or in a saucepan of water to boil for an hour and a half.

In all cases where it can be taken, beef-tea should be slightly thickened, and especially when bread is refused. Boiled flour is best for this purpose; genuine arrow-root may also be used. The yolk of an egg beaten up in the broth cup, and the tea poured boiling on to it is excellent.

The meat from which beef-tea has been prepared will make good stock, or be very nice if properly treated for the dinner of the family who, be it

remembered, have the chief of the nourishment in the fibre.

It is important in the preparation of beef-tea to preserve the fine flavour of the meat, and to use such scrupulously clean vessels that no foreign taste can be imparted to it. The shin of beef should not be chosen for this purpose, for it gives more gelatine than juice. The best part is beefsteak or the neck ; the first will yield the most gravy, and does not cost above twopence per pound more than the coarser portion of the ox.

The idea that beef-tea should be boiled a long time in order to extract all the goodness of the meat is a mistaken one, for the gelatinous matter thus gained is of comparatively little value, whilst the delicate aroma of the tea is lost by long boiling.

Beef Jelly.

This is often very useful. It is much better to prepare it in the following manner, than to subject the meat to such long boiling as will produce sufficient gelatine to set the jelly.

Make extract of beef as directed for beef-tea,

adding no water and but little, if any, salt. For a quarter of a pint of the extract, soak the eighth of an ounce of Nelson's gelatine in a tablespoonful of cold water, and when sufficiently swelled, boil it until dissolved. When the extract is nearly cold, stir in the gelatine, and when set, it will be ready for use. By using a little ice to facilitate cooling, this beef jelly may be prepared in less than an hour.

Cold Drawn Beef Tea.

Mince a pound of rump steak very fine, put it into a basin with a cover, pour over it half a pint of cold water and let it stand a quarter of an hour, then stir well together, and allow it to stand for another quarter of an hour. Drain off the liquid, and it is ready. If it is desirable to keep the patient in ignorance of the nature of this beef-tea, it may be done by adding a few drops of colouring which will sufficiently disguise it. As, however, beef-tea thus prepared is only ordered for cases of great extremity, it is generally possible to administer it in such a manner that the patient will not see it.

Mutton Broth.

For this purpose have the scrags of necks of mutton, taking care that they are perfectly fresh. If kept a day after cut from the sheep, they acquire a flavour which renders them unsuitable for making delicate broth.

Having well washed the meat in tepid water, cut it into small pieces, and put it into a stewpan or stockpot, with a quart of water to each pound of meat. If the broth is not required strong, put another pint of water ; add a pinch of salt, and so soon as the pot boils, skim the liquor, and repeat the operation until no more scum rises. If allowed, add two onions, a turnip, four white peppercorns, and, one hour before the broth is finished, half a small stick of celery. Let the broth boil for three hours very gently, and then strain it. If it be not immediately required, set it aside for the fat to rise ; but if otherwise, plunge the basin into a vessel of cold water, which will cause the fat to rise rapidly, or, if the broth is strong enough to bear it, a few spoonfuls of cold water added, will

have the same effect. Chopped parsley should be served with the broth, and, unless the taste of the patient is well known, should be sent up separately.

Pick and wash the parsley, throw it into a saucepan containing boiling water slightly salted, simmer for a minute, then chop finely.

It is better and cheaper to make broth of several scrags of mutton, than of the whole of one neck, for the best end is not so suitable for this purpose, and is expensive on account of the great demand for it for cutlets.

The meat from which mutton broth has been made may be used for the family as follows ;— Remove the meat from the bones, add to it a small quantity of fresh-boiled carrot, turnip, and onions, with a little of the broth nicely seasoned, and slightly thickened with flour ; gently simmer together for half-an-hour, and you will then have as agreeable and nourishing a dish as need be. Caper sauce may be served with it.

Mutton broth may be quickly, though somewhat more expensively, made by cutting the lean meat of neck or loin chops, or even of the leg of mutton, into dice and boiling it for an hour. A pound of

meat thus prepared should be put into a clean stewpan with a quart of water, and, if allowed, a little minced carrot, turnip and onion, two or three white peppercorns, and a pinch of celery seed tied in muslin. If the broth is required very good, let the water reduce in boiling to a pint, but if not, add water to keep the quantity to a quart. Finish as directed in the first recipe for mutton broth.

Veal Broth.

This is made in the same manner as mutton broth, choosing for it also the scrag end of the neck, and allowing a quart of water to each pound of meat, which will give a strong broth; add a turnip, two onions, celery, peppercorns, and a sprig of thyme and parsley, or any of them as may be allowed. Veal broth is often thickened with rice or pearl barley; but the majority of invalids dislike the flavour of both. Boiled flour is more delicate, and in most cases preferable, as it contains less starch than either rice or barley. Should either be ordered, wash an ounce carefully, put it in when the broth has been skimmed, and boil the whole

gently for four hours. Finish in the same manner as mutton broth.

The French-prepared flours, Fayeux's *Fécule de Pomme de terre*, and *Fleur de riz*, are very light and delicate, and to be preferred to all preparations of corn-flour for thickening broth, &c., for invalids.

Chicken Broth.

Fine young, but not fat, birds are required for this purpose. This broth may be made in an economical manner by boiling the chicken just sufficiently for eating, and then, either having sent the bird to table, or cut off the white meat and put it aside to make a little dish, returning the bones with one or both of the legs to the broth, and allowing it to boil two hours with an onion, a few peppercorns, and salt. Or, the white meat may be cut from the breast, merry-thought, and wings before boiling, and used for making quenelles or some other delicate dish, the remainder of the chicken being cut up to make the broth. Boil rather more than two hours, strain, take off all fat, and serve.

Cheap Broth.

Take a sheep's head, without tongue or brains, and one pound of scrag of mutton or lean pieces. Thoroughly wash the head, put it on to boil for ten minutes in plenty of water, with a tablespoonful of salt; then, by pouring away this liquor, perfect cleanliness will be ensured. Put on the head, with the meat cut into small pieces, six onions, twelve peppercorns, half a pint of Embden or chicken groats, two ounces of pearl barley, a tablespoonful of salt, and a gallon of cold water. When the pot boils skim it, then cover closely, and allow it to continue boiling gently for six hours. As the liquid reduces in the boiling, water should be added to keep it to the original quantity. When done strain it, and rub the onions, barley, and groats through a sieve. Take the fat off the broth, add this thickening, boil up together, and serve. The tongue and brains are the most valuable portions of a sheep's head, as they make a delicious breakfast dish, and if the value of these is allowed, the cost of the broth in London will be about

fourpence a quart. If preferred, two heads can be used, and the meat omitted, and this will be a trifle cheaper.

Gravy Soup.

Soups are sometimes ordered for invalids who have a distaste for solid food, and it is of importance they should be made as nourishing as possible, and that although appetising, the flavour should be chiefly that of meat—spices and hot condiments being avoided. For this reason the best meat must be chosen, and beef steak, although it costs a trifle more than gravy meat, will be found to yield a more savoury soup.

For gravy soup, procure a calf's foot, have it chopped into small pieces, boil it for two hours in two quarts of water, and then add it and the liquor in which it was boiled, to two pounds of beef steak cut into dice, and lightly fried, two onions fried a light-brown in butter, a turnip, and a carrot, and a very small slice of lean ham. When the saucepan boils take off every particle of scum, let all boil together for two hours, add a pinch of celery seed tied in muslin, or a small piece of celery, let it boil ten

minutes more, when strain and set aside to cool in order to remove the fat. This done, boil up the soup, with the lid of the saucepan off, remove the froth or scum as it rises, stir into the soup two or three teaspoonfuls of *fécule de pomme de terre* mixed smooth in a little cold soup or water; add salt if necessary, and serve. There should from the given quantities be a quart of very fine soup. Macaroni or Italian paste may be served with the soup, or small quenelle balls made as directed, page 92, are very good.

Many cooks spoil the Italian pastes in cooking, but with very little care to keep the water boiling this will be avoided. For an ounce, say of melon pattern paste, have a pint of boiling water, slightly salted, keep boiling fast for five minutes or until the paste is tender, let it stand in the water until wanted—it is all the better for getting cold—then strain, put into the broth basin and pour the soup on to it.

White Soup.

Chop two pounds of the scrag end of a neck of veal and one pound of scrag of mutton into

small pieces, put them into three pints of water, with two onions, a large turnip and a pinch of salt. As soon as the water boils skim thoroughly, and allow the saucepan to continue gently boiling for three hours. Then strain, and let the broth cool in order to remove the fat. Boil it up, stir in a tablespoonful of the French potato flour mixed smooth in half a pint of milk or cream; let it thicken; season to taste and serve. The flavour of the soup is improved by the addition of a little mutton, but if required to be very white it will be best to use veal only. If there is no objection, the flavour will be heightened by using a sprig of thyme, and rather more turnip and onion.

Mock Turtle.

This soup may be made as gravy soup with two calf's feet instead of one, and be rather thicker, and flavoured with sherry and lemon juice. Small pieces of the meat of the feet, should be served with the soup: Or, procure half a calf's head, let it soak in cold water with a spoonful of vinegar and a little salt for two hours, remove the brain and tongue, thoroughly

wash the head and then put it on with sufficient water to cover it, and a tablespoonful of salt ; let it boil for ten minutes, then throw away the liquor, and add three quarts of fresh water, and let the head boil gently for two hours ; then proceed as directed for gravy soup. Serve small pieces of the best parts of the head in the soup, but forcemeat balls, egg balls, &c., not being digestible, are best avoided. Flavour with sherry and lemon juice. This quantity should make three pints of very strong soup.

Panada.

Panadas are a useful form of diet in cases of weakness of the digestive organs ; to render them palatable great care is required in making them, and the materials must be well chosen. They are best made of the crusts of light bread, and French bread when it can be procured is lightest and most suitable. A roll called *flûte* is used in France for making panada for invalids.

Water Panada.

Put a pint of cold water into a stewpan of copper or enamel, and put into it two ounces of light crusts, boil for three quarters of an hour, stirring occasionally; add a bit of butter the size of a marble, and salt; then stir in the yolk of an egg and serve.

Milk Panada.

Boil the milk in order to be sure it will not curdle, when cold put in bread, and proceed as for water panada. When made sweeten. No eggs or butter are used with this panada.

Broth Panada.

Use good broth or beef tea; proceed as for water panada omitting the eggs.

Chicken Panada.

Add the white meat of chicken pounded in a mortar, to bread panada made either with essence of chicken, water or broth.

Meat Lozenges.

An easy method of preparing these, which are often useful to an invalid when travelling, and serve also to give richness to beef-tea or broth, is as follows: Soak an ounce of Nelson's gelatine for an hour in a pint of extract of beef, drawn as directed for beef-tea, without any water; put it into a clean stewpan, and when it boils continue skimming until no more scum rises. Allow the preparation to boil fast without the lid of the stewpan until it assumes the appearance of glue, then pour it off into a plate, and when cold cut it in convenient pieces. If put away in a tin, in a dry place, these lozenges will keep a long time.

SOUPS FOR CHILDREN.

Milk Soup.

Mince two large onions, a turnip and the white part of a small stick of celery, boil the vegetables

in a pint of stock, or liquor fresh meat has been boiled in, or water. When the vegetables are done rub them through a sieve, then add them and the liquor in which they boiled to a pint of milk, let it boil, season and thicken with a dessertspoonful of French potato flour or two of rice flour rubbed smooth in a little milk or water. Serve with fried bread. In this and the following soups, where there is no objection, a little white sugar should be added.

Bread Soup.

Boil one large onion and a turnip in a quart of water; when the vegetables are done rub them through a sieve and put them with two ounces of French roll, broken up, not cut, into small pieces into the water they were boiled in. Let the bread continue boiling for half an hour, stirring it to prevent sticking to the saucepan, and if necessary add water from time to time. When the bread is done, add by degrees a pint of milk, or as much as will make the soup a proper thickness; when it boils add a teaspoonful of salt, a pinch of pepper and an ounce of butter, stir together, and serve.

Egg Soup.

Slice two onions, fry a light brown in a little butter, add to them three pints of water and let it reduce in boiling to one quart; when the onions are tender, strain them out of the liquor and put them aside. Let the liquor boil and add to it one table-spoonful of flour mixed smooth in a quarter of a pint of milk, half a teaspoonful of salt, a pinch of pepper, and a pinch of sifted sugar; stir until the soup has thickened, then remove it from the fire, and stir in gradually the yolks of four eggs. Have ready in the soup tureen two ounces of pulled bread or slices of roll dried in the oven; pour the soup on to the bread and serve.

Oatmeal Soup.

Put two ounces of oatmeal in a basin, pour over it a pint of cold water, stir it and let it stand a minute, then pour over it, quickly stirring all the time, a pint of good broth, pour through a fine strainer into a saucepan, taking care none of the

coarse part of the meal goes into the soup. Boil the soup for ten minutes, season, and serve.

Haricot Soup.

Pour boiling water over a quarter of a pint of large white Haricot beans, let them stand covered over for five minutes, then remove the skins in the same way as you blanch almonds. It is better to remove the skin before cooking as it is indigestible, and the beans take much longer to cook unskinned. Put the beans to boil in a quart of water, with about two ounces of pickled pork or fat bacon, and two onions, when the beans are tender, they will probably take three hours, and water must be added from time to time to prevent them sticking to the stewpan, rub them through a sieve, add enough broth or water to make the soup a proper thickness, season and add to it the meat cooked with the soup very finely minced, let all boil together, and serve.

Parsnip Soup.

Cut a parsnip into small pieces, boil it until tender, rub it through a sieve, return it to the water in which it has boiled, and add water to make the whole one quart. Mix two tablespoonfuls of flour in half a pint of milk, let the parsnip boil and stir in the milk and flour, add salt and pepper to taste, and three lumps of sugar, serve with fried bread.

Artichoke Soup.

Wash and peel a pound of Jerusalem artichokes, boil them until tender, with two onions, a turnip and a small piece of celery; when done rub them through a sieve, and add to the *purée* sufficient weak broth or water to make the whole a quart. Let it boil up, and add half a pint of milk thickened with a tablespoonful of flour, two or three lumps of sugar, and pepper and salt to taste. Serve with fried bread.





BEVERAGES.

Beer, Wine, Spirits.

THE subject of alcoholic drinks is so important and so closely allied to the food subject that a few words on it may not be out of place here.

There can be no doubt that malt liquors are nourishing, and that persons using them habitually require less solid food than those who dispense with them. Men whose labour is severe, who are much in the open air, and whose digestion is good, may indulge in a moderate quantity of malt liquor without fear of ill consequences. But, whenever the digestion is in any degree at fault, malt liquor will increase the mischief, and for those who lead sedentary lives, and for women generally, it will be found unsuitable. Those who take half-a-pint of ale with a full meal will tell you they feel heavy

and stupid after it, averse from resuming their occupations, and much more inclined to sleep than work, which proves at once that the digestive organs have been overtasked. Half-a-pint of any liquid, as a rule, taken with a meat meal is a serious tax on digestive organs in any degree impaired or deranged, and whenever it is thought necessary to stimulate the appetite by bitter ale, not more than a quarter of a pint should be given.

Wine, as a food, is of doubtful value, such virtues as it possesses being due to the alcohol with which it is fortified. Port and Sherry are costly wines, and it is difficult to procure them genuine ; indeed, much sold under these names are chemical compositions or vile adulterations, and so uneducated is the public taste that it accepts anything described by the vendors as Port or Sherry. Ladies are very much at the mercy of unscrupulous merchants, and will do well to avoid advertising firms, and still better, if wine is a necessity for themselves or their families, to acquire a correct taste and judgment in the matter. When Champagne is ordered people can easily protect themselves by buying only that of names well known as supplying the market with

none but pure wine. First class champagne is expensive, but when it is necessary must be looked upon as medicine which nobody dreams of getting second or third rate. The red wines of France and Hungary are agreeable and useful as beverages for the healthy, and there is no objection to their use by those dyspeptics who from experience have found them suitable. In hot weather a small quantity of claret cup made with plain and not aerated water may be drank at dinner. In the winter mulled claret will often be found useful.

Weak brandy and water is without doubt the safest and best beverage for persons of delicate digestion. As in the matter of Champagne, the public can protect itself against adulteration, by buying only the brandy of those makers who, like Martell, capsule and brand their corks with their names, and with signs or marks to indicate the age of the spirit, in addition to labelling the bottles. New brandy is injurious and inferior qualities dangerous, and the same remark applies to it as to wine—if required as a medicinal food, a price ensuring its age and purity must be paid. A fair domestic test of the quality of brandy will be

to put a few drops of the raw spirit on the lips, if it occasions severe smarting it is not fit for use, good brandy will only cause a little heat to the skin of the lips. Persons who take brandy habitually should be careful to measure their daily allowance and not to exceed the quantity prescribed for them. Stimulants should never be taken except at meal times. Two tablespoonfuls daily is a fair allowance of brandy for persons who take but little exercise.

It is sometimes necessary to take Whisky, and it is of the utmost importance to have it old, for time alone can eliminate those qualities which render it injurious. Even when old Whisky is a more powerful spirit than brandy, and great care is necessary both in its selection and in its use. It is not so generally useful or agreeable as brandy, but there are cases where it is highly beneficial and even necessary.

Tea.

The operation of making tea is in itself so simple that at first sight any directions about it may seem superfluous ; yet, few and easy as are the rules for

making a good cup of tea, they are in nine cases out of ten disregarded, and instead of a fragrant, most refreshing beverage, one every way "flat, stale, and unprofitable" is produced. In the interests of invalids, for whom we are now writing, a few plain directions must be given. In the first place the greatest care must be taken in the choice of the raw material. No really fine tea can be bought cheaply, and for invalids from three and sixpence to four shillings a pound should be paid. Cheap teas of inferior growth are destitute of the fine aromatic qualities which render tea so useful to delicate persons, and those flavoured with orange Pekoe, or other scented tea, should always be avoided. Fine Souchong, "plain," as it is technically called—that is, without admixture with any other kind or quality of tea—will be found best for invalids. Since the best test known to merchants is that of taste, it is the one to be relied on by private persons, and the rules by which tea-tasting is carried on in the City may be generally employed with advantage.

Put freshly-drawn cold water into the kettle, and the moment it boils make the tea. If the water

continues in ebullition for half a minute after reaching the boiling-point its character becomes changed, and it is rendered unfit for tea-making. Rinse an earthenware teapot with boiling water,—it should not be too large for the quantity of liquid required,—and put into it rather less than a quarter of an ounce of tea, or in measure two large tea-spoonfuls of tea, and pour on it somewhat slowly half a pint of boiling water. Cover the pot with a cozy, and allow the tea to stand exactly five minutes, with a silver teaspoon stir it up, let it stand five or six minutes to settle, and having put sugar into the cup pour it out, and add cream, milk, or lemon juice as required. It is seldom that carbonate of soda is requisite to bring out the qualities of really fine tea, though it may be advantageously employed in small quantities for inferior kinds of tea, and in districts where the water is very hard.

Coffee.

It is so essential that coffee for invalids should not only be freshly ground, but freshly roasted, that it is recommended every family should be

provided, not only with a coffee mill, but with a small coffee roaster. It is the only way in England to have coffee in perfection; for it is frequently kept by grocers so long after roasting as to have lost many of its valuable aromatic properties. One of these roasters can be procured at Kent's, High Holborn, who has also a very useful coffee-pot for invalids, heated by a spirit lamp. Milk can be warmed in it whilst the coffee is making, and a most delicious cup either of *café noir*, or *café au lait* can thus be prepared in a few minutes. The milk supplied in towns, even if unadulterated, is generally of a poor quality, and will be improved for coffee and other purposes, by allowing it to stand on the range at a temperature which will keep it just below boiling for half-an-hour. The watery particles will thus be given off, and the residue be more nourishing.

A number of economical methods for making coffee have been proposed of late years, yet, as in the case of tea, it remains certain it can only be made good by a liberal allowance of the raw material; yet, it is a mistake to suppose that coffee to be good need be strong. After giving a due meed of praise

to all the clever machines for making coffee, we are bound to say, none of them excel, or even equal, the common French *cafetière*. Only a little patience is required to make exquisite coffee, either in a tin or earthenware *cafetière*. Put two ounces of finely ground coffee into the upper portion of the pot, and pour on it, slowly and by degrees, a pint of water, boiling, from the kettle. Set the pot by the fire, or cover closely with a well-wadded cozy, and allow it to stand for fifteen minutes, or until the coffee has all filtered into the lower half of the pot. If another pot has to be used for serving the coffee, see that it is made thoroughly hot, by allowing boiling water to stand in it for a minute or two. Do not use chicory for invalids—it is never a desirable admixture, and in their case it might prove injurious.

Cocoa.

No doubt the best cocoa for invalids is that prepared from the nibs. Great care is required in making it, and it cannot be done in a hurry. Allow a teacupful of nibs to every quart of water, skim it

occasionally during the boiling, which should be continued slowly for six hours. Fill up the pot with water to supply that lost by evaporation, and when done strain the cocoa and allow it to get perfectly cold, then remove every article of fat from the surface, re-warm, and serve with milk or cream as directed. Mr Kent has a small "patent family cocoa mill" by which cocoa nibs can be reduced to powder, and thus a single cup of cocoa may be as readily made as one of coffee. When the cocoa is ground, either boil it for ten minutes and strain, or make exactly as directed for coffee.

The beverage obtained from preparations of cocoa, as a rule, very little resembles that obtained from cocoa nibs, but Van Houten's is very pure, entirely free from starch and sugar, and has so fine a flavour that it may be cited as an exception to its class.

Water.

The absolute purity of water can be secured by boiling, and it is recommended that all water required for the beverages of invalids—it would be well if the rule could be generally applied,—should

be boiled and, when cold, be filtered. For making tea and coffee it should be filtered before boiling. Water in the sick-room should be frequently changed, as it quickly absorbs the impurities with which the air is charged, and becomes improper, if not dangerous, for drinking purposes. If possible, it is well to have a small filter, always charged, in an adjoining apartment, as the water is thus kept in readiness, both cold and pure. If a stone filter is inadmissible and too expensive, one made of charcoal answers well and may be obtained at a small cost.

Lemonade.

Peel a fine lemon as thinly as possible, and let the peel lie for half an hour in a quart of cold filtered water ; then add the strained juice of the lemon, remove the peel, and sweeten to taste with lump sugar. Capillaire, or simple syrup, is very good for sweetening all invalid drinks, and is useful for a variety of purposes. To make it, take a pound of the finest loaf sugar, and put it into a pint and a half of cold water ; let it boil gently, removing every particle of scum as

it rises, until it begins to thicken and assumes a golden tinge. When finished, it should be perfectly bright and clear, and if well made will keep a long time. It should be put away in small bottles, and be well corked.

Provision should be made in families for supplying lemonade at any moment. This may be done by putting the peel of lemons, when cheap, into a bottle, and covering them with gin, draining away the liquor when it has stood a month, and bottling it. This can be used to flavour lemonade made with citric acid, which is perfectly wholesome.

A syrup can be made of the juice of the lemons thus : Add half a pint of strained juice to a pint of capillaire made as directed above, and allow both to boil together for an hour. If care be taken to remove all scum as it rises, the syrup will be clear and bright. Put away in small bottles closely corked, and it will keep for years. A little of this syrup, with a few drops of the extract of lemon peel, makes a delicious and refreshing drink.

Black Currant Jam Water.

Put two tablespoonfuls of the jam, with a pint of water, into a perfectly bright tin saucepan, and allow them to simmer for half an hour; strain it, and if for a cold take it as hot as possible. When required to allay thirst, the drink will be given cold. In cases of sore throat a tablespoonful more jam will be used. This method of making jam water is better and more economical than merely pouring boiling water on the jam.

Apple Water.

Wash three or four fine sharp apples, and bake them slowly until done; then break them up, put into a jug with a quart of water, stir up briskly with a silver spoon, and allow it to stand an hour or two. Strain through a fine sieve, and sweeten to taste. Lemon flavouring may be added.

Tamarind Water.

Boil two ounces of tamarinds with a quarter of a pound of stoned raisins in three pints of water for an hour ; strain it, and when cold it is fit for use.

Oatmeal Water.

Put a large tablespoonful of coarse oatmeal into a jug, pour over it a pint of cold filtered or boiled water. Stir it up well, allow it to stand until the oatmeal has settled at the bottom of the jug, when strain off clear, and use either as a remedy for thirst or to make lemonade, to which it thus imparts some slight nourishment.

Rice Water.

Wash two ounces of best rice and boil it fast for half an hour in three pints of water. Any flavouring may be added, or a small piece of stick cinnamon or shred lemon peel may be boiled with the rice, and sugar used according to circumstances. Strain the rice and put the water aside to get cold.

Lemonade made with rice water when cold is very nice and refreshing.

Toast Water.

This useful beverage, like many other simple things, is too frequently very badly made, and has acquired an evil reputation from the crumbs of charcoal-like character, or little sodden morsels of bread, which too often are found floating on the surface. To remedy these defects take care that the crusts from which toast water is to be made, shall be only a nice deep brown, never allowing them to catch fire or blacken in the toasting, and letting them grow quite cold before immersing them in nice, fresh-filtered water. Whenever from any cause there are morsels of bread floating on the water strain it through muslin. The drink should be made an hour before it is wanted, and never be used after standing twelve hours. Serve it in a water bottle of clear glass.

Egg Drinks.

These are most useful, and may be made in almost endless variety. Beaten up with milk or cream, with wine or brandy, in tea and coffee, as a substitute for milk, eggs are equally useful. For tea or coffee beat up the yolk of an egg with a little sifted sugar and a spoonful or two of milk or cream. Pour the tea from the pot on to it, stirring with one hand, and pouring in the liquid with the other. Proceed in the same manner for hot wine or spirit drink. For any cold beverage the white of the egg can be beaten up with the yolk, a little sugar added, and the liquid gradually mixed with the egg. On account of the difficulty of mixing the white of an egg with hot drinks it is often omitted, but it should be used, whenever possible, as the albumen is very valuable. Curdling will be prevented if the yolk and white are beaten together for five minutes, and care must be taken to have the liquid several degrees below boiling point, when adding it to the egg.

Thick Milk.

Beat up a new-laid egg, pour on it half a pint of boiling milk sweetened to taste, and flavoured with lemon peel, nutmeg, or vanilla. Serve cold in a glass.

Suet Milk.

Before the introduction of cod-liver oil this preparation was much recommended for consumptive persons ; it is rarely given now, as the richness of it renders it both unpleasant to the patient and difficult of digestion.

Boil an ounce of perfectly fresh mutton suet, chopped fine in a quart of new milk for half an hour. A small piece of lemon peel, or stick cinnamon, may be infused with the suet. Having strained the milk through a jelly bag, sweeten and serve warm.

Gum Arabic Milk.

Soak an ounce of the finest picked gum arabic in two or three tablespoonfuls of cold water ; it will

take less time to melt in the milk if thus soaked for some hours. Pour half a pint of boiling milk on to the gum, put into a jam pot or small jug, which set in a saucepan of boiling water over the fire, stirring occasionally, until dissolved. Sugar and flavouring may be added, if desired.

Gum Arabic Water.

Put into an earthenware jar an ounce of the finest picked gum, with two ounces of sugar candy and a pint of water, set it in a saucepan of water, and stir occasionally until dissolved. This is very useful as a night drink for hectic cough, and will allay the tickling of the throat. It should be kept as hot as possible. The little French porcelain *veilleuse* is well adapted for this purpose.

Linseed Tea.

Boil gently for two hours two ounces of linseed in a pint and a half of water with a little lemon peel shred finely, and an ounce of barley sugar. Strain, and add enough lemon juice to make it agreeable.

This is useful for a cough, and should be taken warm. Spanish liquorice may, if liked, be boiled with the linseed.

Almond Milk.

Blanch two ounces of sweet almonds, add four bitter almonds, pound them in a mortar, using a little rose or orange flower water to facilitate the operation, put them into a jug, pour over a pint of cold water, and let it stand for twelve hours, stirring occasionally; then strain through a fine sieve, and sweeten the almond milk to taste with capillaire or sugar candy. This is useful in cases of internal inflammation, and may be used to dilute or flavour barley water and other beverages.

Red Currant Syrup.

Pick out all leaves, &c.; put the currants into the oven at bed-time and let them remain until the next morning. Squeeze them through a canvas cloth, set the juice aside for two or three days until it has slightly fermented, boil it, skimming

carefully until it is clear ; then add half a pound of sugar to a pint of juice, and boil until the syrup begins to thicken ; pour into an earthen vessel, and set aside until cold, then bottle and cork closely.

Raspberry Vinegar.

Put two quarts of fresh raspberries into a quart of vinegar, let it stand twenty-four hours, then strain it, being careful not to press the fruit. Put two more quarts of raspberries to the vinegar, again allowing it to stand twenty-four hours ; and, having repeated this a third time, measure the vinegar and put it into a jar, and to every pint add a pound of crushed lump sugar. Set the jar in a saucepan of boiling water and stir frequently until the sugar is dissolved ; when cold bottle the syrup. Care must be taken to have the best vinegar or the syrup will not keep ; it is in perfection from six to twelve months after making.

White Wine Whey.

Boil a quart of milk, stir sherry in gradually until it begins to curdle, and boil until the curd has well separated ; strain, and serve very hot. This old fashioned remedy may be useful in promoting perspiration in cases of cold, but should be employed with caution, as it is apt to induce headache, and sometimes, if too much wine is used, to increase rather than diminish fever.

Treacle Posset.

Boil a pint of milk, stir in two tablespoonfuls of treacle, let it boil up, and when the curds have well formed strain the whey through a fine sieve into a basin, and serve hot at bed-time as a remedy for a cold.

Orange Tonic.

Put the peel of six Seville oranges very thinly sliced into half a pint of brandy. Let it stand for a month, shaking it occasionally ; drain off the brandy

into a clean bottle; let it stand until it becomes perfectly bright and clear; use it as a tonic, a teaspoonful in a glass of sherry, or make it into a cordial by adding syrup made as directed for lemonade.

Ginger Cordial.

Crush half a pound of fine whole ginger in the mortar, or cut it into small pieces. Put it into a bottle with a pint of brandy; proceed as directed for orange cordial. This will be found useful in all cases where essence of ginger is required, and is good made into cordial as directed for orange tonic.

Claret Cup.

Half a pint of claret, a quarter of a pint of filtered water, two or three slices of orange, a dessertspoonful of brandy, and a teaspoonful of sifted sugar; stir the ingredients well together, and put the jug in which they are mixed on to ice for half an hour. Strain and serve in a decanter; half a teaspoonful of the orange tonic may occasionally be a useful and agreeable addition.

Mulled Claret.

Put a very small piece of cinnamon and of crushed nutmeg, ginger, and cloves, into a bright saucepan with a quarter of a pint of water. Boil them for a minute, strain out the spice, and add half a pint of claret and four or five lumps of sugar. Let the wine get hot, and take care to remove it from the fire before it reaches the boiling point.





E G G S.

To boil an Egg.

BOILING an egg is one of the most simple of culinary operations, yet is very often ill done; sometimes the egg is put into just enough water to half cover it, and left to boil very fast for the allotted time. The consequence of this is, that one side of the egg is boiled nearly hard, whilst the other is not set. Again, eggs have their shells cracked by being boiled at a furious rate, and the contents escaping into the saucepan, the vacuum thus caused in the shell fills with water. Before putting in the egg, it is essential that the water boil, and be sufficient to entirely cover it; in all cases, whether the egg is liked well or lightly cooked, the boiling should proceed slowly. Three minutes is sufficient to boil a new laid egg. Eggs may be cooked by putting

them into fast-boiling water; then taking the saucepan off the fire and letting it stand covered for five minutes. The eggs will then be lightly cooked.

To Poach an Egg.

Break an egg into a jam pot, put it in a saucepan with boiling water to reach half way up the jar, boil gently until the egg is cooked. Have ready a slice of toast, lightly buttered, hold the jar on one side and slide the egg on to it, being careful not to break the yolk. Or, put a pinch of salt into half a pint of water, and when it boils drop in the egg broken into a cup. Let it boil very gently until set, then take it up with the fish slice and put it on the toast. A few drops of vinegar may be added to the water in which the egg is poached.

Eggs sur le plat.

Break an egg on to a plate lightly rubbed with butter, and put it in a moderate oven or on the range, until set.

Scrambled Eggs.

Put a piece of butter the size of a marble into a small stewpan, add a tablespoonful of milk and one of broth or gravy, pepper and salt; break in two eggs and stir quickly until they begin to thicken, then put the stewpan on the table, and continue stirring until the eggs finish cooking in their own heat. Scrambled eggs should look lumpy and be very thick. When done, pour the eggs on to buttered toast.

Eggs in Gravy.

Put three tablespoonfuls of boiling gravy into a shallow tart dish, break in two fresh eggs, being careful to keep them whole, lightly pepper and salt them, and strew fine raspings over them. Bake in a quick oven for five minutes, or until the eggs are set. A slice of French roll or toast may be laid at the bottom of the dish, or fried sippets be served with the eggs.

Omelet.

To be suitable for invalids omelets will require to be cooked with as little butter as possible and to be very lightly fried.

Put half an ounce of butter into the omelet pan ; as soon as it is hot, pour in gently two eggs well beaten, with a tablespoonful of milk, a little chopped parsley, pepper and salt ; let them rest quiet, the fire being gentle, for half a minute, then, with a silver fork, stir in the middle of the pan to prevent the omelets catching there ; in less than a minute it will be nearly done. Now hold the pan over the fire and shake gently, until the omelet is done, now fold over, slide on to a dish, and serve immediately. For a sweet omelet, substitute for the parsley a spoonful of sugar and a few drops of any flavouring, and when on the dish for serving, sift sugar over.

Omelet Soufflée.

Less butter being required for this than a plain omelet, it is more suitable for invalids. The only

condition of success in making an omelet soufflée is beating the eggs thoroughly.

Put the yolks of two eggs into a basin with half an ounce of sifted sugar and a few drops of any flavouring essence, beat the yolks for six minutes, or until they become thick, then whip the whites very stiff, so that they will turn out of the basin like a jelly, then mix the yolks and whites lightly and pour them into the omelet pan thickly rubbed with dissolved butter, hold the omelet over a slow fire for two minutes, then put the frying pan into a quick oven and bake until it has risen; four to five minutes ought to be sufficient to finish the omelet. Slide the omelet on to a warm dish, sift sugar over, and serve instantly.

German Omelets.

Beat up the yolks of two eggs, mix a small teaspoonful of flour and one of French Potato flour in a tablespoonful of cold milk or cream, and stir into the eggs; pour on this a quarter of a pint of boiling milk, sweeten lightly, and flavour with a few drops of extract of vanilla.

When ready to bake the omelets, beat the whites of the eggs to a strong froth, and stir all together ; rub two common pudding plates with just enough butter to prevent the omelets sticking, pour the mixture on to them, bake in a quick oven until set ; they will be done in about ten minutes. Fold them over, turn on to a hot dish, sift sugar over, and serve. If approved, a little apricot or strawberry preserve may be spread over the omelets before folding them. These German omelets may be made savoury by substituting salt for sugar, and, if liked, adding a little pepper and chopped parsley.





FISH.

As fish is generally the first solid food allowed when convalescence begins, it is necessary to serve it with great skill and taste, for the appetite is then capricious and requires tempting. As a rule, pepper and salt judiciously employed in the preparation of any fish dish will make it sufficiently savoury for invalids; and there are few cases in which a little white wine or vinegar may not with advantage be used in boiling, baking, or stewing fish. Objectionable as greasy cookery is at all times, it is intolerable for an invalid. Not a particle of grease should be suffered to remain on anything served to a delicate person, and, although fish may be fried in a quart of fat, there is no reason why any should cling to it when cooked. Fried sole and whiting should be laid on paper, and placed on a dish before the fire for a minute or

two, and then, when perfectly dry, transferred to the dish on which they are to be served. Invalids may even indulge in an oyster fritter, if properly cooked ; it is not the process of frying which renders food unsuitable for them, but the slovenly and imperfect manner in which it is carried out. If fish or anything else is put into fat before it boils, it may be said to be sodden in fat, not fried, and in such a condition food is unsuited to the delicate digestive organs even of healthy persons. Some of us may have experienced, and most people will have witnessed, the difficulty there is in eating the first dish of fish ordered for an invalid—boiled sole. Under the impression that food cannot be too plainly cooked for sick people, the cook puts the unfortunate fish into water, grudgingly sometimes adding a pinch of salt ; and when boiling has been carried on until the fish is deprived of much of its savour, and nearly all its nourishment, she complacently serves it, wondering much when it is sent down almost untasted. As there can be no objection on the part of the doctor to the following recipes, it is hoped they may be useful both in suggesting nutritious and tempting dishes, and in

providing some little variety for the invalid's *menu*.

Boiled Sole.

Nothing is easier than to convert this dish, ordinarily most insipid, into one that may tempt the most fastidious taste, and as it is ordered frequently for invalids, it is important it should be properly cooked. An hour before cooking the unskinned sole, sprinkle salt lightly over it, and lay it in a dish with half a teacupful of vinegar. Put the fish and the vinegar into enough hot white stock well seasoned,—or, if you have none, water in which an onion with a little salt and half a dozen peppercorns have been boiled—to cover the sole, and let it stand ten minutes in this liquor, getting gradually hotter. At the last let it simmer for five minutes, or rather longer, if the fish is thick. Take it up, drain and serve plain, or with parsley sauce. Fillets of sole may be cooked in the same manner, and brill also is very good, longer time being allowed according to the size of the fish.

Baked Soles.

Small soles, called by fishmongers "slips," answer well for this purpose. Scrape, but do not skin, the fish, dip them in a little dissolved butter, then strew on them some finely sifted bread crumbs seasoned with pepper and salt, and bake in a moderate oven for about twenty minutes.

Fried Sole.

Do not have the sole skinned for frying; it is far more nourishing and digestible when merely scraped and washed. Beat up the yolk of an egg, brush both sides of the sole with it, and then dip in finely sifted bread crumbs well seasoned with pepper and salt. Have sufficient frying fat in the pan—good clean dripping answers perfectly well—to cover the fish; when it boils, put in the fish, and fry as quickly as you conveniently can. If you cannot manage to have enough fat to cover the fish, fry first on one side, then on the other, until a rich golden colour. Take up the sole with the fish

slice, lay it on paper before the fire, transfer to another dish, and serve. The time a sole will take to fry depends on the thickness ; five minutes will cook one of a moderate size, ten a very large one.

Fried Fillets of Sole.

Having wiped and dried the fillets, dredge them with flour, then dip them in beaten egg, and cover them well with finely sifted bread crumbs, nicely seasoned with pepper and salt. Put the fillets into a wire frying basket and immerse them in a saucepan of boiling fat. As soon as the fillets are a nice pale brown (as they will be in two or three minutes, if the fat is a proper temperature,) turn them on to paper to absorb the grease ; serve as hot as possible.

Fillets of Sole in Gravy.

This is a nourishing and very tasty dish, and useful for re-warming cold fillets of sole. Half a sole may be used one day for plain fried fillets, the other half, without being removed from the bone,

being laid in a very little vinegar until the next day. When required for use dry it thoroughly in a cloth, remove the fillets from the bone, cut into neat pieces, and dip in beaten egg, then in bread crumbs, seasoned with pepper, salt, and dried parsley. Fry in butter until brown, first on one side then on the other, taking care the fillets are only lightly cooked. Have ready a good brown gravy made from beef, thickened with French potato flour, and, if liked, flavoured with sherry. Put the fillets into it, and allow them to simmer gently for five minutes; then serve. The bones and trimming of the sole fried brown. will be a useful addition to the gravy.

Whiting.

This fish is very suitable for invalids, but requires to be nicely cooked and duly seasoned, or it will be found tasteless. It may be boiled in exactly the same manner as directed for sole, and served with sharp egg sauce. Small whiting answer well for boiling, and for this purpose must not be skinned; they are also good baked, and should,

without being skinned, be prepared in the same manner as soles. For frying, when the fish is skinned, cleaned, and curled round, dip it in the yolk of an egg, and then in finely-sifted bread crumbs, highly seasoned with pepper and salt. Have plenty of boiling fat in a deep frying-pan or saucepan, and take care the fish is immersed in it. When nicely brown and crisp, take up the whiting with the fish slice, put it on paper for a minute or two, then transfer to another dish, and serve. Whiting are nice baked in butter sauce, with a very small quantity of shrimp sauce, a little lemon juice being added just before serving.

Cod Cutlets.

Take a slice about an inch thick from the tail end of the fish, rub it over with lemon juice, pepper and salt, and let it lie for an hour. Dry it in cloth, dip it in the yolk of an egg, then in highly-seasoned bread crumbs mixed with a little dried and sifted parsley. Put the cutlet into the wire frying basket, and immerse in boiling fat. When done

the fish will be perfectly firm, if tried with a fork, then take it up, drain, and serve.

Sharp egg sauce may be served with the cutlets, and a few well boiled and minced capers be added to it, if the patient likes them.

Fried Herrings.

A perfectly fresh herring properly fried may safely be given to delicate persons. As it is a rich fish, unless the oil is carefully extracted, it will be indigestible. Clean, wipe, lightly pepper, salt, and flour the herring, then put it into a frying-pan with sufficient *boiling dripping to cover it*. Fry for seven to ten minutes, according to size, take up the herring, lay it on a dish before the fire for a minute or two in order that all fat may run away from it, put it on another hot dish, and serve.

Rolled Herrings.

Herrings having hard roes appear larger and finer fish than those with soft roes; nevertheless the latter are to be preferred, as they have really more

flesh, and are more delicate. Having scraped and washed the fish, cut off the heads, split open, cleanse, and take out the roes. Take the herring in the left hand, and with the thumb and finger of the right press the backbone to loosen it, then lay the fish flat on the board and draw out the bone ; it will come out whole, leaving none behind. Sprinkle the herring with pepper, salt, and a little chopped green parsley ; lay on the soft roe, roll up tightly, leaving the fin and tail outwards, and bind round with a piece of tape to keep it in shape. Have ready some water, well seasoned with pepper, salt, and vinegar, and when it boils put in the herring, and let it simmer gently for ten minutes or until cooked. Serve it with butter, parsley, or sharp egg sauce poured over.

Baked Haddock.

The ordinary stuffing for this fish would generally be objectionable, as containing too much fat. The following, which will serve to give flavour to the fish, may be substituted : Soak the crumb of a roll in milk, squeeze it dry in a cloth, put it into a stew pan with a piece of butter the size of a walnut,

work it about until it becomes firm and compact ; then mix in the yolk of an egg, the grated peel and juice of half a lemon, a pinch of dried and sifted thyme, a teaspoonful of chopped green parsley, a teaspoonful of essence of anchovy, and a small pinch of salt and pepper. When all is well incorporated, put the stuffing into the body of the fish, sew it up, and place in a baking dish with the following sauce : boil an onion in half a pint of milk for a quarter of an hour, remove the onion, thicken the milk with a dessertspoonful of flour, add a teaspoonful of essence of anchovy or shrimps, and pepper and salt, (if allowed, a little butter may be added to the sauce), pour over the fish, and place in a moderate oven for three quarters of an hour. Baste the fish with the sauce frequently ; take care it does not get brown. If the sauce becomes thick, add from time to time a little water, with a few drops of essence of anchovy. Serve on a very hot dish, with the sauce poured over.

Fillets of Mackerel.

This fish is not considered easy of digestion, and the bitter taste it often has, renders it disagreeable to many persons. There is reason to believe fresh mackerel to be both as wholesome and delicious as other fish, if properly treated by the cook, the fact being, that the want of proper cleaning gives to mackerel the bad qualities assigned to it. Fish-mongers cannot clean mackerel properly without opening the fish and thus damaging its appearance, it must therefore be done by the cook. The brown substance adhering somewhat closely to the back-bone, near the head, is the cause of the bitter flavour, and it must be carefully removed. Open the fish, take out the roe, and with a cloth wipe away this brown substance. Remove the back-bone, taking care not to break the fish, with the scissors trim away the fins, divide the fish down the middle, sprinkle with pepper, salt, and flour; place a piece of the roe, it must be soft roe for an invalid, on each half, roll up tightly, and place in a small baking or tart dish. If kept close together the fillets will retain their

shape. Mix a dessertspoonful of flour in a table-spoonful of cold water, and stir on to it half a pint of boiling water, add a teaspoonful of Dinmore's essence of shrimps, and pour this sauce into the dish with the fish. Lay a piece of butter, the size of a nut, on each fillet, put the dish into a moderate oven, and bake for three quarters of an hour, or until done. Five minutes before serving, put a teaspoonful of chopped parsley to the fish. The sauce should be the thickness of nice butter sauce; if too thin, before putting in the parsley, drain off the sauce, boil it up, add a little flour, and return to the fish; let it remain in the oven for five minutes, and serve.

Fillets of Plaice.

The flavour of this fish will be improved by laying it in vinegar for an hour or two before cooking. Dry the fillets in a cloth, dip them in beaten egg, and seasoned bread crumbs, and fry brown in boiling fat. Serve with lemon juice or acid sauce.

The fillets may be cooked in the same manner as boiled sole.

Scalloped Oysters.

Having taken off the beards and hard white part, put them with the oyster liquor into a saucepan, and let them simmer for ten minutes. Spread an earthenware dish or scallop shells with a little dissolved butter, then put on a layer of bread crumbs about half an inch thick, and strain on to this the liquor from the oysters. Now place the oysters evenly on the crumbs, and then thoroughly cover them up with bread crumbs, lightly seasoned with pepper and salt. Spread butter thickly over the top, and bake in a quick oven for fifteen or twenty minutes. If necessary, brown the top with a salamander.

Oyster Fritters.

Procure fine fat cooking oysters, remove the hard white portion and the beards, put each oyster into a tablespoon, and fill it up with a batter made as follows: Mix one ounce of fine flour with three tablespoonfuls of water and two teaspoonfuls of the finest salad oil (measure these two last in a

medicine glass), now add half the yolk of an egg, a pinch of salt and pepper, and allow the batter to stand for an hour, or more, if convenient. When about to use, beat the white of an egg to a strong froth, and mix lightly with the batter. Drop the oysters, coated with batter as directed, one by one into boiling fat. When they have fried half a minute, turn them on the other side, and in another half-minute or so remove them with a skimmer on to paper, and, having allowed them to drain a minute, serve immediately on a very hot dish. This quantity of batter will make quite six fritters.

Oysters.

When ordered for a case of great weakness oysters should be minced with a silver knife and fork. They may then be served plain, mixed with a few bread crumbs to absorb their liquor, or in a little thickened broth, flour or butter sauce.

Butter Sauce.

Mix a dessertspoonful of Vienna flour in a table-spoonful of cold water, pour on to it a quarter of a pint of fast boiling water ; stir over the fire in a bright stewpan until thickened, add salt and half an ounce of butter, stir until melted, and serve.

Parsley Sauce.

Wash, pick, and chop parsley very fine, boil a dessertspoonful in a quarter of a pint of water for half a minute, then mix with flour as directed for butter sauce, and serve.

Caper Sauce.

Boil the capers in water until soft enough to mash. Make the sauce as for butter sauce with the water in which the capers have been boiled. Add a few drops of vinegar and a pinch of salt.

Sharp Egg Sauce.

Mix half an ounce of flour smoothly in two tablespoonfuls of cold water, pour on to it a quarter of a pint of boiling water, then stir over the fire until thickened ; season with pepper and salt, and add the yolks of two eggs beaten for a minute ; keep stirring the sauce at a slow heat for five minutes ; lastly, stir in gradually the juice of half a lemon or a dessertspoonful of the best French vinegar. Do not let the sauce boil after this addition. Serve it either over the fish or in a boat.

White Sauce.

This sauce may be made very good without butter, by using good veal or chicken broth and a little cream or milk. Boil a quarter of a pint of white broth with an onion for half an hour, remove the onion, and stir in a dessertspoonful of flour mixed smoothly with two tablespoonfuls of cold milk; stir the sauce over the fire until thick, then add two tablespoonfuls of good cream; keep stirring for two or three minutes, but do not let it boil; add salt, and, if allowed, a little pepper or cayenne. The sauce can also be made with milk instead of broth, and, if too rich, the cream can be omitted.

Anchovy Relish.

A small quantity of this relish may, in many cases, be given with advantage, and is especially valuable when it will induce the invalid to eat bread plain or toasted.

Procure the best anchovies, take them out of the pickle and steep them in milk for two hours, the

bone will then come out easily. Wipe and trim the fish and pound it in a mortar, mix it with a little clarified beef suet into a nice paste, spread on toast or thin water biscuits. Butter may be substituted for the beef suet, but the latter is best. To clarify the suet—shred it finely, put it in a clean saucepan and boil until dissolved, then strain it into a basin of boiling water, let it stand until cold, remove the cake of fat, scrape dry and put away in paper for use. It can be employed in many cases instead of butter, and is more wholesome. The relish may be made from anchovies preserved in oil by the French process, the bone having been previously extracted.

To Pot Meat.

Draw the Gravy from beef in the same way as directed for Extract of Beef, pound it to a fine paste, put it into a large jam pot, add an anchovy or part of one, prepared as above, and a quarter of the weight of the meat in clarified suet or butter, season to taste. Put the jar covered over into a saucepan containing a little water, let the meat get hot, when done stir until cold, press into pots and cover with clarified suet.



LITTLE DISHES.

WHERE there is no question of expense there need be no difficulty in providing delicacies for an invalid. In such a case the best of everything will of course be chosen, and the utmost care taken in its preparation. But to many people it is a serious anxiety to provide what is necessary at a reasonable cost, and it is to meet this difficulty that the following recipes have been prepared. There is an old and good rule for the choice of provisions—"What pleases the eye will please the palate;" and it should be specially borne in mind and applied when catering for the sick. The sight of a whole joint, or even of a fowl, will sometimes have the effect of destroying all relish for food; whilst the delicate morsel carefully chosen and neatly arranged on a plate will be very likely to tempt the appetite. If it is necessary to provide a varied diet for the healthy,

still more necessary is it for the invalid, and some of the following recipes will show how chicken, sweetbread, &c., may be served in different modes without satiating the patient by the frequent sight of the same thing. First among our "Little Dishes" must be placed the familiar.

Mutton Chop.

Opinions are somewhat divided as to which is the best chop of the loin. Some think the first with its long bone by far the sweetest, and this may be so ; but then it has not the fillet belonging to its rival, the middle chop, nor is it so juicy ; whichever is chosen, care must be taken to trim it very neatly, removing the top and nearly all the fat. Before trimming, a chop for an invalid should not weigh more than seven ounces. It should be taken from a loin of full-grown mutton, which is rather dark-looking, and the lean slightly streaked with fat. Have a perfectly clean and if possible bright grid-iron ; place the chop on it over a clear, hot, but not fierce fire, taking care that the outside is not the least burnt, for if it is the chop is rendered hard

and indigestible, and the flavour spoiled. When the chop has been on the gridiron for one minute turn it, and repeat the turning every minute until it is done; this prevents loss of the juices, and the chop from becoming hard on the outside. In from eight to ten minutes, a chop cooked under proper conditions will be done; it will be a nice brown on either side, be plump, and give a stream of gravy when cut. When the chop is last turned on each side, sprinkle lightly with salt and pepper, lay it on the plate from which it is to be eaten, and serve instantly as hot as possible. It never ought to be necessary to cut a chop to ascertain if it is done; the time given to it, the nature of the fire, and its appearance, should sufficiently indicate this. Those who possess a gas stove will find chops are cooked exquisitely by Leoni's patent heat reflector.

Fillets of Mutton Cutlets.

Remove the undercut from about two pounds of the middle of a fine loin of mutton; this will not interfere with the upper side being used either for chops, cutlets, or roasting. Trim the fillet of all fat

and skin, and cut into slices the short way, about half an inch thick. Flatten the cutlets with the bat, dip them in egg, then in bread crumbs, seasoned with pepper and salt, and let them lie for an hour. Fry them gently in a little butter, first on one side, then on the other, until thoroughly cooked, and a nice crisp brown. Serve with asparagus, cauliflower, or seakale. These cutlets are more tender and digestible than those of the upper side of the loin; they may, if preferred, be broiled.

Neck of Mutton Cutlets.

Saw the spine bone from the cutlets, and take away about an inch of meat from the long bone; remove all gristle and as much of the fat as possible, then flatten the cutlets with the bat; dip them in egg, and pass them through very finely sifted bread crumbs, seasoned with pepper and salt, and fry slowly. Six or seven minutes will cook the cutlets; they should not be very brown. If allowed, mash two potatoes smoothly, beat them with a spoonful of cream, season with pepper and salt, and arrange neatly in the centre of a small

dish ; then place the cutlets one on each side, and serve. If preferred, sprigs of cauliflower, dipped in white sauce, may be substituted for the potatoes.

Loin of Mutton Cutlets.

A single mutton chop, cut from the bone, and divided down the middle, will answer well for this little dish. Trim away nearly all the fat ; dip the cutlets in the beaten yolk of an egg, then in seasoned bread crumbs ; and fry quickly in a little butter, first on one side, then on the other, until brown. Serve with a purée of onions, which, properly cooked, are generally suitable for invalids, or with plainly boiled onions. To make the purée : Boil three or four onions until very tender, rub them through a sieve, then return them to the stewpan with a very small piece of butter or a spoonful of cream, pepper and salt to taste. Work the purée with a wooden spoon over the fire until it becomes thick enough, then place in the centre of the dish and the cutlets, one on each side. The yolk of an egg will add to the nourishment of the purée, and may be stirred in with the butter.

Shoulder of Mutton Cutlets.

With a sharp knife cut two thin slices from the lean undercut of an uncooked shoulder of mutton, sprinkle then lightly with salt, and if allowed a little pepper. Put half an ounce of butter into a small frying pan and when it is hot put in the slices of mutton. Let them cook very slowly, turning frequently until done. Put the cutlets on to a hot plate and pour over them a spoonful or two of good beef tea or gravy thickened with flour. If preferred, the cutlets may be broiled, and in either case the cooking must proceed slowly or the meat will become dry and hard.

Stewed Mutton Chop.

Trim away nearly all the fat from a thick chop taken from the middle of the loin; place it in a small brown earthenware stewing-pot, add a large pinch of salt, a small one of pepper, and a finely-minced onion. If this last is objected to it must be omitted. Cover the chop with water, put on

the lid of the pot set it in a saucepan of water, and let it boil gently for an hour and a half, or until perfectly tender. When done, drain away the gravy from the chop, put it in a basin, which set in another containing cold water, in order that the fat may rise quickly. Having carefully removed every particle of grease from the gravy, boil it in a stewpan, and thicken it with a teaspoonful of flour mixed in cold water, until smooth. Put the gravy into the stewing-pot with the chop, let them simmer gently for ten minutes, and serve.—If preferred, the raw lean meat of the chop may be minced, put into a stewpan with a little hot beef tea, seasoned and flavoured with vegetables, and allowed to stand at a heat below simmering point for fifteen minutes.

Lamb Cutlets.

Procure the first two chops of a neck of lamb, or, if early in the season, one from the loin; cut the meat from the bone, trim away nearly all the fat, and divide the chop into two slices. Dip the cutlets in egg, then crumb them and fry gently in butter until brown. Serve with a little beef gravy thickened and slightly flavoured with lemon juice.

Beef Cutlets.

To vary the mutton chop by an almost equal digestible morsel of meat is a great point. There is, however, some little prejudice in England, and no little ignorance, on the subject of beef cutlets or fillet steaks. They are voted tasteless, and many people suppose they can only be had from the undercut of the sirloin. Butchers, however, will not cut cutlets properly, and the best way is to buy the whole undercut of the rump and divide it into cutlets at home. A portion of this fillet of beef can be reserved for a roast, and is always improved by being lightly salted and peppered, and hung in a cool place for a day. In warm weather the meat should be carefully rubbed over with vinegar before it is sprinkled with salt and pepper. For cutlets, trim away every particle of skin and fat, leaving only the delicate round fillet, which divide into slices half an inch thick. Lightly pepper and salt the cutlets, and set them aside on a plate for two hours or more ; then broil them slowly, turning often, for five or six minutes. They can either be served plainly, or with a piece of

fine fresh butter the size of a filbert, mixed with chopped parsley, pepper, and salt, laid on each cutlet the moment before serving.

Beef Cutlet Sauté.

Prepare the cutlets as for broiling, have ready in the frying-pan, which should be of the smallest size and perfectly clean, a small piece of dissolved butter, put in the cutlet, let it cook as gently as possible for half a minute, then turn it on the other side for the same time, and so continue turning until the cutlet is done. If parsley is liked, when the cutlet is last turned sprinkle a little nicely chopped on the upper side, put the cutlet on to a very hot plate, pour over it any gravy which may be in the pan, and serve very hot. A slice taken from the undercut of the sirloin may be cooked in this way. The great art of serving this little dish to perfection lies in slow cooking and frequent turning. It is one generally much appreciated by invalids, as it is both tender and tasty.

Stewed Beef.

Take half a pound of fine beef buttock steak, free from fat, cut it into neat small dice. Have ready a quarter of a pint of boiling water in a clean stewpan, put in the meat with a large pinch of salt, a shake of pepper, and a small onion minced very fine. Let the meat boil for half a minute sharply, then reduce the heat, and let it continue simmering for an hour, or until perfectly tender. Mix a small dessertspoonful of flour in two tablespoonfuls of cold water, stir into the beef, let it thicken, and serve. This is a nice tasty and digestible dish: children generally like it.

Tripe.

Tripe is exceedingly well suited to delicate digestions. There is some little difficulty in making it savoury without the use of onions, but where these are not objected to, it will be found very useful as a change from fish and other light diet.

When tripe comes in from the shop, it should be

considered only half-cooked, and from two to three hours is not too long to simmer it.

For tripe *au blanc*, put half a pound in a stew-pan with a quarter of a pint of water, a salt-spoon of salt, a pinch of pepper, and two minced onions. Let it simmer gently for two hours, or until perfectly tender. Then strain the gravy, take off every particle of fat, boil it up, and thicken it with a small dessertspoonful of flour mixed smooth in two or three tablespoonfuls of cream or milk. Put the tripe back into this sauce, and let it simmer very gently for a quarter of an hour.

To stew tripe brown, put it into beef-tea or good gravy instead of water, and thicken it with a teaspoonful of *Fécule de pomme de terre* mixed smooth in gravy.

Lemon juice or a few drops of French vinegar are good additions to tripe.

Veal Cutlet.

Veal is not generally well adapted to weak digestions, yet a cutlet taken from a fine neck of veal is tender and may occasionally be useful.

Get a chop from the best end of the neck of veal, and do not be persuaded that a cutlet from the leg will do equally well. Cut the meat from the bone with a sharp knife and divide it into two slices. Dip them in egg and bread crumbs, and fry slowly in a little butter.

Minced Meat.

This is a most useful form of administering food to persons of weak digestion; the sameness of it is a drawback, but can be obviated by care and attention. A slice from a hot leg of mutton, a chop lightly cooked, or the wing of a fowl, may be most satisfactorily prepared; but cold or re-warmed meat must not be used for invalids. The small mincing machine, called a "Masticator," one of Kent's patents, is indispensable for this purpose. Before putting in the meat, care should be taken to make the machine thoroughly hot, and a very hot plate should be placed to receive it. Another plate, also very hot, should be ready with which to cover the meat. It will probably then be hot enough to serve, but, if not, may be placed on the

top of the oven or range for about a minute. A drop or two of chili or shalot vinegar will give variety to the mince when it has to be served from day to day, and, when not objected to, a well-cooked and minced onion may be used to advantage, or the dish may be slightly rubbed with shalot or garlic. Pounded meat is frequently ordered for cases of great weakness of the digestive organs. The same rules as for minced meat must be observed, and care be taken that the mortar is scrupulously clean and thoroughly hot before commencing the operation.

Calf's Sweetbread.

There is perhaps no food so suited to invalids as sweetbread, but unfortunately they soon tire of it, and the greatest care should be given to heighten the flavour of this delicacy by the judicious use of lemon juice, herbs, and onions. Whatever may be the after-treatment of sweetbread, it is necessary in the first place to parboil it, and it is on the skill and care with which this preliminary treatment is carried out that the excellence of the dish depends.

Have ready a pint of good white stock, well flavoured with onion, and let the sweetbread simmer gently from twenty minutes to half an hour. Take it up and divide in half, as this quantity will generally be enough for an invalid. Set one half aside until the next day, and cook the other as follows: Make a sauce as for fricassee of chicken, put the sweetbread into it and let them simmer together for a quarter of an hour, then stir into the sauce as much lemon juice as will give an agreeable sharpness. Serve with neat squares of toasted bacon. The remaining half can either be browned in the Dutch oven or made into cutlets. To brown the sweetbread, dip it into the beaten yolk of an egg, then into bread crumbs seasoned with pepper and salt; put it into the Dutch oven and baste frequently with butter until nicely browned. Serve either with a good brown gravy or tomato sauce. For cutlets, divide the sweetbread, after it has been parboiled, into slices, egg, bread crumb, and fry them in butter; serve plain or with a good thick brown gravy. The sweetbread called "the heart" is better than "the throat;" either of them, before being parboiled, must be

carefully washed and trimmed from skin and gristle.

Calf's Liver Sauté.

Put a bit of butter the size of a walnut in a small stewpan ; when dissolved, let a shalot stand in it for five minutes ; take out the shalot and place in the stewpan a slice of fine and perfectly fresh calf's liver, sprinkle it with pepper and salt and chopped parsley. Set the stewpan at a very low heat so that the liver does not even simmer for half an hour, then turn the liver and let it remain cooking gently in its own juices for another half hour. Be careful to keep the heat low, and if necessary stand the stewpan on a trivet, for if the liver simmers it will be hardened and be unfit for an invalid. At the expiration of the hour, put the liver between two hot plates whilst you prepare the gravy. Put a tablespoonful of beef-tea or any broth into the stewpan, stir it up with the gravy from the liver, let it boil for half a minute, pour over the liver, and serve.

This little dish is wholesome and digestible, and for those who like liver will be found useful.

Lamb's Sweetbreads.

Some care is necessary in choosing these, for, if the lamb is not itself young and tender, the sweetbreads will be stringy and unpleasant to eat. Parboil them in exactly the same way as calf's sweetbread; dip them in egg and seasoned bread crumbs, and fry in a little batter until brown. Toasted bacon may be served with the sweetbreads; in this case no gravy will be required.

Sheep's Brains.

Having carefully washed the brains, boil them very fast for ten minutes, in order to harden them, in good, highly-seasoned gravy. When done, take them up, and allow them to remain until cold; then divide each lobe into slices, and dip them in egg and seasoned bread crumbs. Fry, and serve as directed for sweetbreads.

Brain Cakes.

Boil the brains as directed above ; mince them, and to each tablespoonful of the mince add a teaspoonful of bread crumbs, enough egg to bind them, pepper and salt to taste, and a pinch of chopped parsley. Take a small lump of the mince, flour your hands, roll it into a ball, and then flatten into a cake : dip in egg and seasoned bread crumbs, fry in a little butter, first on one side then on the other, until a nice brown. Serve with gravy or toasted bacon.

Quenelles.

This is a simple recipe, and well suited for invalids who require light food with little flavouring. Soak the crumb of a French roll in a quarter of a pint of milk, press out the moisture by wringing the roll in a cloth ; put a piece of fine fresh butter the size of a small walnut into the stewpan ; when it is melted put in the soaked roll, and work over the fire until the paste becomes dry and does not adhere to the stewpan ; add an egg, and again work the

paste until dry. Pound the meat of the breast of a fowl in a mortar, mix it with the paste, and work together in the mortar until thoroughly incorporated; work in the yolk of another egg, and set the mixture in a cool place for an hour or two. Salt is to be added according to taste, and, if liked, a pinch of pepper may be used. When ready to cook the quenelles, flour your hands, take a piece of the paste the size of a dessert-spoon, and roll into an egg-shaped ball. When all are ready, drop them one by one into slightly-salted boiling water, and poach them until they rise to the surface; they will take five or six minutes to cook. Serve immediately on a napkin. Half the above quantities will make a dish generally sufficient for an invalid. Veal may be substituted for fowl, and should be used in equal weight with the panada or paste.

Chickens.

One chicken may be made to serve for two excellent meals by dividing it down the middle, using each half for boiling, roasting, broiling, stewing, or as a fricassee.

FOR BOILING.—Put the half chicken into enough weak stock, well seasoned with salt, and boiling, and after a minute reduce the heat, and keep the chicken gently simmering for half an hour, more or less, according to size. Serve with parsley or white sauce, and, if allowed, garnish with little rolls of toasted bacon. An onion boiled in the stock gives flavour to the chicken, and sweet herbs may also be used.

FOR ROASTING.—Brush over the half chicken with dissolved butter; put it in the Dutch oven, and baste continually with butter or lard for half an hour; take care it is nicely browned. Or, fasten a thick slice of fat bacon over the breast, and roast the chicken before the fire; five minutes before serving remove the bacon and let the skin get a nice brown.

FOR BROILING.—Dip the half chicken in dissolved butter, and place it on a gridiron over a slow fire, the bones being downwards; let it remain thus for a quarter of an hour, basting the chicken occasionally with a little butter tied in muslin. Turn the chicken at the expiration of a quarter of an hour, taking great care it does not stick to the gridiron

or become the least burned. In ten minutes again turn the chicken, and repeat the basting for another five minutes. Again turn the meat to the fire, and when it has remained five more minutes it should be nicely cooked. Broiled chicken is delicious and digestible, and can be successfully cooked if constant attention is given during the entire process. Sprinkle pepper and salt over, and serve.

FOR STEWING.—Have ready sufficient good veal broth, or beef-tea, to cover the chicken; keep it simmering very gently for three-quarters of an hour. Take up the chicken, and keep it warm, whilst you skim and slightly thicken the gravy; when this is done, return the chicken, allow it to get thoroughly hot, and serve. If allowed, the gravy should be flavoured with onion, and nicely seasoned with pepper and salt. French beans go well with this dish.

FOR A FRICASSEE, stew the chicken until tender in white veal stock; when done, cut it into joints and put it into the following sauce; boil an onion, a sprig of thyme, and a small piece of lemon peel, in half a pint of milk, until reduced to a quarter of a pint. Mix a dessertspoonful of boiled flour, or other

thickening, in two or three of cold milk or cream ; strain, and stir the boiling milk into it, let it thicken over the fire, season nicely with pepper and salt, put in the joints of the chicken, let them stand in the sauce for ten minutes, and get hot without boiling. The liquor in which the chicken was stewed will make a cup of delicious broth for the next day's luncheon.

FOR CHICKEN SAUTÉ.—With a sharp knife cut the skin of the chicken just over the pinion bone and down to the leg, turn it back, leave it on the chicken and cut off the wing and if necessary a slice of the breast. Put half an ounce of fresh butter into a small frying pan with a small slice of fat bacon, which fry gently until cooked, take it out and put the wing of the chicken lightly peppered and salted into the pan. Cook very slowly, turning every minute until the chicken is done. It will take about ten minutes, and if carefully cooked will not be hard on the outside, but be a tender and delicious morsel. The removal of one or both of the wings will not prevent the remainder of the fowl being successfully roasted or boiled. Carefully turn the skin into its place

and sew it to that of the back, then roast or boil in the usual manner.

Stewed Partridge.

Truss a partridge as for roasting, it should not be high ; put it into a stewpan with half a pint of good stock or beef-tea, let it simmer gently for three quarters of an hour. Take it up, brush the breast over with yolk of egg, sprinkle it with pepper, salt, and sifted bread crumbs, and brown in the Dutch oven. Thicken the gravy, and serve with the bird.

Stewed Pigeon.

Take care that the bird is perfectly fresh, young, and plump. Before trussing, as for roasting, put in the body a minced shalot mixed with an ounce of cooked fat bacon, fasten it securely, and put the pigeon into sufficient beef-tea or good stock to half cover it. Let it simmer very gently for an hour, or until perfectly tender. Take it up, brush the breast over with the yolk of an egg, and

sprinkle it with fine bread crumbs, put it in the Dutch oven to brown, basting it with a little fresh butter. Take off all the fat from the gravy, which reduce a little by boiling it in the stewpan without the lid, add a very little flour to thicken it, pour round the pigeon, and serve; pepper and salt to be added to the gravy and seasoning, according to taste.

Fricassee of Rabbit.

It must be stated that the flesh of the rabbit does not rank high as an article of diet for invalids, and unless well and judiciously cooked, is decidedly indigestible. Nevertheless rabbit is often acceptable by way of a change, and may therefore be given to convalescents with whom it has not been found to disagree.

Put the rabbit into a saucepan of boiling water with two onions, a turnip, and a small piece of pickled pork or bacon; if these last are mild, add a little salt and three or four white peppercorns. Let the saucepan boil sharply for two minutes, remove all the scum which has risen, and then allow it to simmer for about an hour, or until the

rabbit is perfectly tender. It may be served thus with a little of the broth with parsley, white, or onion sauce, or as a fricassee.

Make a sauce for the fricassee by boiling an onion and a sprig of thyme in a pint of milk, let it reduce to half a pint, add a grate of nutmeg, and pepper and salt to taste. Mix a tablespoonful of flour in a quarter of a pint of cold milk or cream, stir into the boiling milk over the fire, and when it has thickened, put in the best joints of the rabbit, and let them stand for a quarter of an hour in the sauce, getting thoroughly hot without boiling. Arrange the rabbit neatly on the dish for serving, pour the sauce over it, and, if allowed, place round the dish little slices of boiled bacon, or of the bacon cooked with the rabbit.

The liquor in which the rabbit has stewed will make excellent broth, or serve as stock for making soup.

Croquettes.

Chop very fine the best parts of any game or chicken, and mix it with the following sauce:—Boil a tablespoonful of flour in a quarter of a pint

of water, stirring all the time to prevent burning, as it will be very thick ; if allowed, stir in an ounce of butter, if not, finish the sauce without it, by mixing in the yolks of two eggs. To two spoonfuls of the sauce, take four of minced meat, and mix together, seasoning to taste. Spread the mixture on a dish, until cold, when it will be a stiff paste. Put some bread crumbs on your hand, take enough of the croquette paste to make a small ball, and having rolled it into shape, dip in beaten egg, then in finely sifted crumbs ; use all the paste in this manner, put the croquettes into the wire basket, and fry in boiling fat until a golden colour ; they will be done in less than a minute. Turn the croquettes on to paper, to absorb the grease, and serve on a napkin.





VEGETABLES.

Fried Potatoes.

POTATOES, properly fried, may occasionally be served with the chop or cutlet, and are more digestible and nourishing than when plainly boiled. This remark, however, applies only to potatoes fried in perfection and served immediately they are done, as they lose their crispness by standing. Peel fine kidney potatoes and slice them as thin as you can,—unless they are preferred thicker; as you do the chips throw them into cold water as this frees them from the potato flour which has a tendency to prevent successful frying. Drain and lay them in a cloth to dry, put them into a wire basket, fry in boiling fat, and when the chips are brown, put them between paper in the oven for a minute, turn them on to a dish, sprinkle with salt,

and serve. The greatest care must be taken to have the fat the right temperature for frying the potatoes, as otherwise they will be sodden with grease.

Potato Croquettes.

Mash or rub through a wire sieve potatoes steamed very dry, add to them a little salt and sufficient yolk of egg to make the purée into a stiff paste. Put a few bread crumbs on your left hand, take enough of the potato purée to make a small ball, roll it into shape, dip it in egg and crumbs lightly salted,—and if you desire to have a nice crust to the croquettes, repeat the process of egg-crumbling. When all the croquettes are ready, put them in a wire basket, which immerse in a stewpan half full of boiling fat. Shake the basket lightly, and as soon as the croquettes assume a golden tinge, put them on paper to absorb all the fat clinging to them, and serve. Care must be taken to have the fat a proper temperature for frying, otherwise the croquettes will be greasy or burst, and be rendered wholly unfit for an invalid's table.

Greens.

General directions for boiling these can only be given, as there are so many kinds varying also in age and quality, and therefore taking more or less time to cook.

It is customary to put soda into the water in which greens are boiled in order to preserve their colour, but this practice deprives them of the properties which render them valuable as an article of diet. When fresh, the colour should be preserved without difficulty, and as only perfectly fresh green vegetables must be given to invalids, soda will not be necessary.

Having carefully picked the greens, put them for a few minutes in tepid water, wash them thoroughly, drain, and throw them into a large saucepan of fast-boiling water slightly salted. Keep the lid off the saucepan, and as soon as the greens are tender strain them through a colander. Have ready a tin vegetable presser, heated by pouring over it the water from the greens, press them into it, taking care that they become perfectly dry. Put them into a hot dish, and serve.

Cauliflower.

For an invalid, cauliflower is best boiled in branches. Choose a close white head, let it lie a few minutes in tepid water, break it up into branches, throw them into boiling water with a little salt, when tender, as they will be in from five to ten minutes, drain them, and serve either plain, in good gravy, in butter, or white sauce.

Spinach.

Pick the spinach free from all stalk, wash it thoroughly in several waters until sure it is perfectly free from grit, drain it well in a colander, and put it in a saucepan with a small teaspoonful of salt to a pound of spinach,—no water. Cover the saucepan, shaking and stirring to prevent the spinach burning. In a few minutes the juices of the spinach will be drawn, then uncover the saucepan, and let it boil gently until tender. Strain the spinach, and put it into the vegetable presser, squeeze very dry, and serve. Spinach thus cooked

will be found a fine colour and far better than when boiled in water.

Asparagus.

For invalids the green kind should be chosen, that which is blanched being stronger and less digestible. Having washed, trimmed, and scraped the asparagus, tie it into a little bundle, put it into boiling water with a pinch of salt, and boil until tender. Drain the asparagus, cut the string and lay it neatly on a piece of toasted bread. If it may be allowed, instead of putting the asparagus on toast, pour over it a little dissolved butter, drain it away, and serve.

French Beans.

These should be very small and young, in order that they may be cooked whole. Pick, throw them into fast boiling water, and boil in an uncovered stewpan until tender. They can be served plain, or, when drained, be put into a stewpan in which a small piece of butter has been

dissolved, and a squeeze of lemon juice added. Toss them about over the fire for four minutes and they will be ready.

To dress scarlet runners—wash them before slicing, do not cut them into thin strips, but divide each bean into three or four pieces. When cut so fine beans lose all their flavour. Do not again wash the beans, boil them as directed for French Beans.

Sea Kale.

Trim the kale neatly, brush it to free it from dust, then rinse it in tepid water, tie into a small bundle and boil for about twenty minutes in sufficient salted water to cover it. When done drain the kale perfectly dry and serve on toast.

Onions.

The value of onions in many cases of illness is not well understood ; whenever the doctor allows them they should be freely used. One caution is, however, necessary,—onions require to be most thoroughly cooked, and being so, seldom disagree

with the most delicate stomach. Put the onions to boil in plenty of water, with a little salt, in half-an-hour pour away the first water and put fresh. Let the onions boil slowly for three hours, or until so tender they can be pierced with a straw, then drain away the water, put a small piece of butter into the saucepan, and toss the onions in it over the fire for five minutes. Serve, either with or without the butter, according to the taste of the patient.

Vegetable Marrow.

Choose a small quickly grown marrow of a pale green colour, wash it, do not cut or prick it in any way beyond cutting off the stem. Put it into boiling water with a little salt and keep it boiling fast until tender; it will probably take half-an-hour, but the time depends on the size and quality of the marrow. When done, take it up, cut in quarters, and with a spoon remove the seeds. If allowed, put a little fine fresh butter on each piece, and serve. Vegetable marrow should not be pared or divided before cooking, as much of its flavour is thereby sacrificed.

Stewed Endive.

Choose a fine white head, wash, pick, and pour boiling water over, let it lie for ten minutes, then squeeze perfectly dry, chop, and put it into a stewpan with a teaspoonful of salt and a cupful of white broth or milk. Having stewed the endive until tender, add enough potato flour to make the sauce thick, and when ready to serve stir in a little lemon juice.

Stewed Water-Cress.

Well wash and pick the cress, put them into boiling water with a little salt, and boil them for ten minutes. Drain as dry as possible and mince them, then put them back into the stewpan with a spoonful of gravy, and stew until tender. When ready to serve, add a few drops of lemon juice.

Vegetable Puree.

The method of making vegetable purées is in all cases the same. Boil the vegetable until tender,

rub it through a wire sieve, and when this process is completed, put the purée, with a small quantity of butter, stock, milk, or cream, into a stewpan, stir over the fire until it becomes thick.

Tomato Sauce.

Choose ripe, perfectly sound tomatoes, break them into small pieces, put them in a stewpan with a very small bit of butter or a spoonful of gravy, salt, and, if allowed, pepper. Let them simmer gently for three-quarters of an hour, then rub through a sieve, taking care that none of the seeds get into the purée, which put back into the stewpan and stir over the fire until it is as thick as good apple sauce.





PUDDINGS FOR INVALIDS AND CHILDREN.

THERE can be no doubt that milk puddings are an essential in the dietary of children, but from their too frequent repetition it often becomes impossible to get them eaten. There is an especial difficulty with rice, and this is easily accounted for by the method of its preparation, which is too often monotonous and insipid. Whenever a child shows a marked distaste for any particular dish, it should not again be offered him for a week or two, and it should then be served in a different form. If plain rice pudding is objected to, let rice be next served in the form of croquets ; probably the plain pudding, with the addition of a little lemon juice, will afterwards be readily accepted. Macaroni, if judiciously served, is generally liked, and is most valuable. It should always be broken into very small pieces for children. Italian *pastine* is often

liked when macaroni is objected to, and it makes light and delicious puddings.

Suet puddings, if properly prepared, may be given to children who have fair digestions on days when fish, soup or eggs are substituted for meat, but puddings made of dripping are generally inadmissible. Suet should be scraped, not chopped, and in all cases the crust must be dry and well boiled.

In making puddings with milk and eggs, the milk must always be boiled, as this prevents curdling. Lump sugar is now so cheap, that it may with advantage be substituted for raw in all delicate puddings. It is a good plan to boil the sugar with the milk, and then pour them on the eggs. Very slow baking is absolutely necessary for all puddings which have custard; if quickly baked, the custard is often mixed with the more solid portion of the pudding, and it is also rendered tough and unsuitable for children or invalids, whereas if slowly baked the custard, even when one egg is used, will be in considerable proportion to the other ingredients.

Whites of eggs make good puddings for children, and three whites should be calculated as one egg.

The custard from whites of eggs is excellent, and only to be distinguished from that made with the yolks added by its pale colour.

Fried bread will be found not only an economical, but a nourishing and delicious accompaniment to stewed fruits, and there are very few children who will not eat it. By fried bread is not meant either bread sodden in grease in the frying pan, or bread unduly hardened in boiling fat, because in either case it is most unwholesome. Bread properly fried will be just crisp, and a golden brown on the outside, and not the least hard. If the fat is a proper temperature, bread, to be properly fried, will not require to be immersed in it for more than half a minute. Great care should be taken in flavouring puddings for children. Bought essences, as a rule, are objectionable, whilst flavourings may be easily and cheaply made at home by infusing lemon peel, almonds, or vanilla in spirit. A small quantity of either of these gives an agreeable flavour, and will be found harmless. The lemon peel and almonds, when the liquor is poured off, will retain some flavour, and will be useful for several culinary purposes.

It is often necessary to give farinaceous substances and eggs to invalids in the form of puddings, and yet to avoid sugar. In such cases, the five following recipes for savoury puddings will be found useful.

Savoury Rice Pudding.

Wash one ounce of the finest rice, put it in a pie dish with half a pint of beef-tea or any kind of broth. Bake until the rice is well cooked; it will take about an hour in a moderate oven. Boil a quarter of a pint of milk, pour it on to an egg lightly beaten, stir well together, and then mix with the rice. Season with salt, and, if allowed, a little pepper. Put the pudding into the pie dish, bake very slowly for an hour and a half, and serve.

Savoury Macaroni Pudding.

Break half an ounce of best Italian macaroni into half a pint of veal broth or weak beef-tea, and let it boil for an hour, or until well swelled and perfectly tender. Make a custard as for savoury rice

pudding, put it with the macaroni into a tart dish, season to taste, and bake gently for an hour and a half.

Savoury Bread Pudding.

Pour half a pint of beef-tea, boiling, over the crumb of a French roll. Beat well together, and let it soak for half an hour; then add two eggs beaten with a quarter of a pint of boiling milk. Season with pepper and salt, beat together for five minutes, put the pudding into a buttered tart dish, and bake rather quickly for three-quarters of an hour. If there is no objection, an onion, well boiled and beaten to a pulp, may be added to the pudding.

Brown Biscuit Pudding.

Soak a Blatchley's biscuit in half a pint of milk for an hour, then boil, stirring all the time, until it begins to get thick, sweeten to taste, and flavour with vanilla. Beat up the yolks of two eggs and the white of one. Mix them in the pudding, put it into a buttered basin, and steam for twenty minutes. Serve with vanilla sauce.

The brown biscuits prepared only by Mr Blatchley of Oxford Street, are much recommended by doctors, and in many cases the above recipe will be useful ; salt may be substituted for sugar, and gravy served with the pudding instead of sweet sauce.

Cheese Macaroni.

This is macaroni flavoured with cheese, and may be eaten without risk by most invalids. Scrape two ounces of good-flavoured rich new cheese into half a pint of cold water, let it boil gently for half an hour, strain out the cheese, and put to the liquid half an ounce of best Italian macaroni broken in small pieces, a bit of butter the size of a small walnut, a pinch of pepper, and salt if necessary. Let the macaroni simmer gently until perfectly tender, when it will have absorbed all the liquid ; then beat up the yolk of an egg with a teaspoonful of milk or cream ; stir briskly into the macaroni until it is lightly set, and assumes the appearance of cheese ; serve immediately.

Plain Rice Pudding.

Wash a quarter of a pound of best rice, put it in a pie dish with a pint of new milk, and allow it to bake rather quickly for three-quarters of an hour. If the pudding is required to be moist, half a pint more milk must be allowed.

Rice Custard Pudding.

Bake the rice as in the above recipe ; when done, add to it half a pint of milk, into which an egg or two, sugar to taste and flavouring have been mixed. Bake very gently for three-quarters of an hour.

Boiled Rice with sweet Sauce.

Wash the rice, throw into boiling water, and boil it with a pinch of salt in plenty of water. It should be done in about twenty minutes, and this will readily be ascertained by rubbing a grain between the finger and thumb ; if it crumbles, it is properly cooked. Drain the rice in a colander, pour over

it a cup of cold water, put it back into the saucepan, let it stand a few minutes to dry, and serve.

Sweet Sauce.

Mix a small dessertspoonful of French potato flour quite smooth in four tablespoonfuls of water, then stir into it half a pint of boiling water, sugar or treacle to taste; stir over the fire until the sauce boils, when, if allowed, an ounce of butter may be added, with a tablespoonful of lemon juice. When sweetened with sugar, a little nutmeg or ground cinnamon may be used instead of lemon juice, if preferred. A tablespoonful of raspberry jam or any fruit syrup may be used to flavour the sauce, and is generally much liked.

Rice Milk.

Wash a quarter of a pound of rice, boil as directed above, and, having drained it, put it into a stewpan with half a pint of new milk; stir over the fire until the rice has absorbed the milk.

Rice Croquets.

Bake two ounces of best rice in a pint of milk until well swelled and dry. Whilst hot beat in the yolk of an egg, one ounce of sifted sugar, and a little grated lemon peel, or any flavouring preferred. Spread this on a dish to the thickness of half an inch, and let it remain until cold ; then put a few finely-sifted bread crumbs on your hand, take as much of the rice as will heap a dessertspoon, put it on the crumbs in your hand, and roll into the shape of an egg. Beat up an egg, white and yolk, dip the croquet into it, roll it in bread crumbs, put it in the wire basket ; repeat this process until all your rice is used, then fry the croquets in plenty of boiling fat. Clarified dripping answers well for frying these croquets ; care must, however, be taken that the fat is the right temperature, which may readily be ascertained by plunging a piece of bread into the fat. If the bread browns instantly, the fat is ready. Dip in your wire basket containing the croquets, move about gently in the fat, and when they acquire, as they should do in less than a

minute, a golden colour, they are done. Put them on cap paper to absorb any fat clinging to them, sift sugar over, and serve.

Ground Rice Pudding.

Mix two ounces of ground rice in half a pint of cold milk, pour on it half a pint of boiling milk, in which six lumps of sugar have been dissolved, add flavouring, and stir over the fire for ten minutes. Put in the pudding an egg well beaten, and bake in a buttered tart dish for three-quarters of an hour. This pudding may be boiled or steamed, and will then require two eggs.

Semolina Pudding.

Boil two ounces of semolina in a pint of milk, boil for a quarter of an hour, sweeten, and flavour, beat in an egg; put the pudding into a buttered tart dish; bake for an hour in a slow oven.

French Tapioca Pudding.

Take two ounces of *tapioca de la couronne*, and boil it in half a pint of water until it begins to swell, then add half a pint of milk by degrees, and boil until the tapioca becomes very thick; add a well-beaten egg, sugar and flavouring to taste, and bake gently for three-quarters of an hour. This preparation of tapioca is superior to any other, is nourishing, and suitable for delicate children and invalids.

Sweet Macaroni.

Break up two ounces of the best macaroni into small lengths, and boil it in a quart of water with a pinch of salt, until perfectly tender; drain away the water, add to the macaroni in the stewpan half a teacupful of milk and two ounces of sifted lump sugar, and keep shaking over the fire until the milk is absorbed; add any flavouring, and serve. Stewed fruit may be served with the macaroni.

Sherry Macaroni.

Break half an ounce of best Italian macaroni into a quarter of a pint of sherry mixed with a quarter of a pint of water ; let it boil until it is tender and has absorbed the liquid. It can then be served dusted over with sifted sugar, mixed with a pinch of ground cinnamon, or be made into a pudding in the same manner as rice custard pudding.

Sherry Sponge Pudding.

Put two penny sponge-cakes into a buttered tart dish, pour over them a wineglassful of sherry, let them stand until the wine is absorbed. Boil half a pint of milk with two or three lumps of sugar, beat an egg up with it, pour it over the cakes, and bake in a slow oven until the custard is set, when turn out, and serve.

Pastine Pudding.

Throw an ounce of Italian *pastine* into a pint of boiling water, with a small pinch of salt ; boil it for

four minutes or until tender, drain away the water, and put the *pastine* to a liquid custard, made of one egg, half a pint of boiling milk, sugar, and flavouring to taste. Butter a tart dish, put in the pudding, and bake gently for three-quarters of an hour.

Rusk Pudding.

Butter a tart dish, lay in it two slices of rusk made from tea-cake. Beat up an egg, pour on to it half a pint of boiling milk sweetened to taste with lump sugar and flavoured with lemon or vanilla; put this custard to the rusk, and bake the pudding very slowly for about an hour. Turn it on to a dish and spread over the top a little apricot or strawberry preserve, made hot by placing the jar for a few minutes in a saucepan of boiling water.

This pudding is much nicer and lighter than one made of bread. It may be varied by spreading a little lemon cheesecake paste between the rusk, or by pouring over it, when ready to serve, a sauce made as for lemon soufflé.

Biscuit Pudding.

Soak three ounces of Huntley and Palmer's lunch biscuits in half a pint of new milk; when quite soft, beat them up smooth, add two ounces of lump sugar, two eggs, a little grated lemon peel, and a very small pinch of salt. Put the pudding in a buttered basin, cover with a paper cap, and steam for an hour. For sauce, boil two ounces of lump sugar in a quarter of a pint of water until it begins to thicken, add the juice of a lemon and boil five minutes more. If liked, a tablespoonful of sherry may be added.

Biscuit pudding is equally good baked, and one egg only will be required.

Crumb Pudding.

Boil two ounces of bread crumbs in a quarter of a pint of milk, sweeten and flavour, and when the bread is thick stir in the yolks of two eggs. Put the pudding into a buttered tart dish, bake slowly for three quarters of an hour; then spread over the top a layer of strawberry jam, and on this the

whites of the eggs beaten with a teaspoonful of sifted sugar to a strong froth. Dip a knife in boiling water, and with it smooth over the whites, put the pudding again into a moderate oven until the top is a light golden brown. Serve immediately.

Custard Pudding.

Into half a pint of milk put the peel of half a lemon very finely shred ; when it boils put in an ounce of lump sugar take out the peel, and pour the milk on two eggs well beaten. Put the custard into a basin or tart dish, and set it in a saucepan with boiling water reaching only half way up the basin. Do not let the water boil, but keep it just bubbling. In about twenty minutes the custard should be set. It may be eaten either hot or cold, and any flavour may be substituted for that of lemon peel. A tablespoonful of strong coffee will be found very nice and useful in cases where there is no objection to it. The pudding, instead of being boiled, may be baked ; pour it into a buttered tart dish, which place in another two sizes larger, three

parts full of boiling water, and bake slowly for half an hour.

Hasty Pudding.

Mix two ounces of flour smooth in a little cold milk, stir on to it half a pint of boiling milk, mix in a well beaten egg, sweeten and flavour with a grated nutmeg, add a pinch of salt, and stir over a slow fire until the pudding thickens. Turn it out, and serve.

Alexandra Pudding.

Mix two tablespoonfuls of boiled flour (prepared according to the recipe given at page 5) with a quarter of a pint of cold milk, then pour on to it half a pint of boiling milk sweetened with lump sugar. Stir over the fire for five minutes, beat in two eggs, and flavour with extract of vanilla. Stone a dozen stewed prunes (see recipe, page 139), put them into the pudding, and pour it into a tart dish lightly buttered. Bake gently for an hour. The juice of the stewed prunes flavoured with vanilla may be served with the pudding.

Lemon Souffle.

Melt an ounce of butter, add to it half an ounce of Feyeux's *Fécule de pomme de terre*, or Vienna flour, stir in an ounce of castor sugar, then a quarter of a pint of new milk, and the grated peel of a small lemon. Stir the mixture over the fire until it thickens. Beat up the yolks of three eggs for half a minute, stir gradually into the pudding; then add four whites, beaten to a strong froth, mixing them thoroughly but lightly. Put the pudding into a buttered pint mould or basin with a band of good writing-paper tied outside, letting two inches well buttered inside, stand above the mould to prevent the pudding running over as it rises. Put the pudding into a stewpan with boiling water enough to reach half-way up the mould, let it simmer very gently for about twenty minutes, or until firm enough to turn out. Make a sauce as follows: Boil two ounces of sugar in a quarter of a pint of cold water for ten minutes, add the strained juice of the lemon. Mix a small teaspoonful of *fécule*

de pomme de terre in two tablespoonfuls of sherry or water and stir it into the syrup, allowing it to thicken over the fire. Pour over the pudding, and serve.

This pudding is very light and delicious, and may be varied by using almond or vanilla flavouring instead of lemon. Fruit syrup or any preserve may be used for the sauce.

PUDDINGS FOR CHILDREN.

Lemon Pudding.

Butter a pudding basin, put in a thin layer of light bread, spread over a little very finely-shred beef suet and grated lemon peel, repeat the process until the basin is lightly filled; make a custard of two eggs and half a pint of milk (for a pint basin), and pour it over the bread by degrees; put a paper cap over the pudding, and boil it very gently for an hour. Serve with the following sauce: Mix a tablespoonful of flour in cold water, stir it into half

a pint of boiling water, let it boil a minute, sweeten, add the juice of a lemon. Half an ounce of butter may, if approved, be added; a little lemon peel boiled in the water of which the sauce is made, or a few drops of lemon flavouring, is an improvement.

Stonleigh Pudding.

Butter a tart dish, sprinkle the bottom with finely-minced candied peel and a very little shred suet, then a thin layer of light bread, and so on until the dish is full. For a pint dish make a liquid custard of one egg and half a pint of milk, sweeten, pour over the pudding, and bake as slowly as possible for two hours.

Baked Batter Pudding.

Mix five ounces of best flour with four table-spoonfuls of cold water and a small pinch of salt, add by degrees half a pint of new milk and the yolk of an egg. Just before putting the pudding into the oven add the white of the egg, beaten to a strong froth; put an ounce of butter, lard, or

clarified beef suet into a tart dish, and let it get very hot, then put in the pudding, and bake rather quickly for forty minutes. For boiling, add another egg to the above quantity, pour the pudding into a greased basin, put it into boiling water, and let it boil gently for an hour and a quarter. Serve with sauce, made as directed for boiled rice, or with any kind of stewed fruit.

Fig Pudding.

Chop half a pound of figs very finely, mix them with a quarter of a pound of coarse sugar, a tablespoonful of treacle, four tablespoonfuls of milk, half a pound of flour, a quarter of a pound of suet, an egg, and a pinch of grated nutmeg. Put the pudding into a buttered mould, and boil for four or five hours.

Plum Pudding.

Chop, if possible in a mincing machine, half a pound of raisins, half a pound of sultanas, two ounces of candied peel, and half a pound of apples;

mix with half a pound of beef suet one pound of bread crumbs, a quarter of a pound of flour, half a pound of sugar, a little spice, and a pinch of salt ; put sufficient new milk to make the mixture rather stiff ; butter a basin, put in the pudding, and boil for six hours. This quantity will make a large pudding.

Baked Suet Crust.

Shred beef suet very thin ; take equal proportions of sifted flour, roll a little suet with a little flour ; put it aside as you do it, and continue the process until all the suet and flour are rolled together into flakes ; gather them into a heap on the board, sprinkle them with water, using as little as possible, to make the mass into paste. When it is worked into a smooth paste, beat it a little with the rolling pin, and roll out as thin as possible ; fold it over to the required thickness, and put it on the pie ; bake rather quickly. This crust should be eaten before quite cold, and, if properly made, will be a very good and light puff paste, equally suitable for fruits or meat pies.

Fruit Pudding.

Make a crust in the proportion of four ounces of suet to six of flour, a pinch of salt, and water to make a stiff paste, roll it out thin before putting into a buttered basin, then add the fruit mixed with sugar, except in the case of apples, which are sometimes hardened by boiling with sugar ; put on a lid of paste, and boil the pudding an hour and a half. Care should be taken to roll the crust thin, in order to get as much fruit as possible into the pudding. It is a good plan to stew a little fruit, and serve it with the pudding, as it should be given to children in large proportion to the crust.

Layer Pudding.

Make a crust as for fruit pudding. Roll it out and line a buttered basin with it, lay at the bottom a layer of jam or treacle, then a thin layer of crust, and so on until the basin is full. Boil an hour and a half.

German Pudding.

Chop the remains of a fruit pudding very finely, add to them a quarter of their weight in flour, suet, sugar, and black currant jam, or any kind of stewed fruit. Mix all with an egg; bake the pudding very slowly for nearly two hours, taking care it does not become hard on the outside. When done turn it out and sift sugar over.

Rice Pudding without Milk.

Bake a quarter of a pound of rice in a pint of water, with one ounce of finely shred suet or of butter; when done add to it a quarter of a pint of water in which a dessertspoonful of flour has been boiled, with one egg well beaten, sugar and flavouring to taste. Bake gently for three-quarters of an hour.

This and the three following recipes will be found acceptable to the sick poor, who being unaccustomed to delicate puddings do not appreciate them when ill. Puddings for the poor should not be made

sweet ; as a rule they use but little sugar. Spice is preferred to lemon flavouring.

Bread Pudding.

Soak the bread in cold water, then squeeze it very dry, take out any lumps, and add boiling milk, about half a pint to a pound of soaked bread ; beat up an egg, sweeten, add a little nutmeg, and bake the pudding slowly until firm. If desired, a few sultanas may be added to the pudding ; or, if the bread is light, such as the crusts of French rolls, it may be soaked in as much cold milk as it will absorb, and when it is perfectly soft have sugar, eggs, and flavouring added to it.

Indian Corn Flour Pudding.

This must not be confounded with corn-flour sold in packets, which in some cases is the starch of Indian corn or maize, deprived of much of its nutritive value by the process it undergoes to render it white and smooth. Indian corn-flour is the finely-ground flour of maize, and is largely used in

America. Dr Pavy says: "Properly prepared, it furnishes a wholesome, digestible, and nutritious food." Like oatmeal, it requires to be thoroughly well boiled. Vanilla is a suitable flavouring for this pudding, but any other may be used. Two ounces of Indian corn-flour, mix smooth in a quarter of a pint of milk, and then stir it into three-quarters of a pint of boiling milk, sweeten and flavour. Put into a clean stewpan, and stir over the fire until it becomes quite thick; beat in an egg, put the pudding into a buttered tart dish, and bake very slowly for three-quarters of an hour.

Oatmeal Pudding.

Mix two ounces of fine Scotch oatmeal in a quarter of a pint of milk; add to it a pint of boiling milk; sweeten to taste, and stir over the fire for ten minutes; then put in two ounces of sifted bread crumbs; stir until the mixture is stiff, then add one ounce of shred suet and one or two well-beaten eggs; add a little flavouring, or grated nutmeg. Put the pudding into a buttered dish, and bake slowly for an hour.

Baked Apples.

Wash the apples, with a sharp needle prick the skins, put a little water in the baking dish and place the apples in it. Bake in a very slow oven. If these directions are followed, the apples will not burst.

Apple Souffle.

Bake two or three sharp apples, scrape out the pulp, sweeten with powdered sugar, and mix in the white of an egg beaten to a strong froth. Put it on a flat tin dish and bake in a moderate oven for a quarter of an hour or until the soufflé has risen. Serve immediately. A little lemon flavouring may be added to the apple.

Apple Fool.

Bake good sharp apples, remove the pulp with a spoon, and beat it up with a little sifted sugar. To a teacupful use the yolk of an egg and a penny sponge-cake; mix together, and rub through a

sieve. This is nourishing, and useful in any case where cream or custard is objected to.

Stewed Apples and Rice.

Peel good baking apples, take out the cores with a scoop so as not to injure the shape of the apples, put them in a deep baking dish, and pour over them a syrup made of boiling sugar in the proportion of one pound to a pint of water ; put a little piece of shred lemon inside each apple, and let them bake very slowly until soft, but not in the least broken. If the syrup is thin, boil it until it is thick enough ; take out the lemon peel, and put a little jam inside each apple, and between each a little heap of well-boiled rice ; pour the syrup gently over the apples, and let it cover the rice. This dish may be served either hot or cold.

Apple Charlotte.

Bake good cooking apples slowly until done ; scrape out all the pulp with a teaspoon, put it in a stewpan in the proportion of one pound of apple

pulp to half a pound of sugar; stir it until the sugar is dissolved and the pulp stiff. Take care it does not burn. Add a little lemon flavouring, and place the apple in the centre of a dish, arranging thickly and tastefully round it neatly-cut pieces of carefully-fried bread. If it is desired to make this dish very nice, each piece of fried bread may be dipped in apricot jam. Rhubarb Charlotte may be made in the same manner. The rhubarb must be boiled and stirred until a good deal of the watery portion has evaporated, and then sugar, half a pound to a pound of fruit, being added it should be allowed to boil until it is thick.

Stewed Fruits.

Almost any fruit well stewed may be given to children, but some, from being too often repeated, will be declined by them. This is often the case with stewed rhubarb, and it should therefore occasionally be mixed with other fruit. A tablespoonful or two of raspberry or strawberry jam, a little orange or lemon marmalade, will change the flavour agreeably. Rhubarb and apples are best prepared

for eating with rice or macaroni by gently boiling in a stewpan until tender and tolerably dry ; sugar to taste should then be added, and stirred with the fruit over the fire for five or ten minutes. In the case of the acid in fruit being very strong, it is well before adding the sugar to put in a small pinch of carbonate of soda ; much less sugar will then be found to suffice.

Croustades with Stewed Fruit.


Take a French roll a day old, cut off the crust, divide it into three equal portions ; with a sharp knife cut out the middle of each so as to form a basket, taking care not to make holes in the bottom of it. The sides of the croustades should be about the third of an inch thick. Have a stewpan half full of fat, and, when it is hot enough to colour the bread instantly, immerse the croustades in it, and in less than half a minute they will be done. It is best to fry one or two at a time. Take them out of the fat with a wire spoon or a skimmer, and dry them on cap paper. Now fill the croustades with stewed fruit of any kind, and serve immediately after filling.

Stewed Prunes.

Wash the fruit, and for every pound allow half a pound of raw sugar and one pint of water. Boil the sugar and water together for ten minutes, then put in the fruit, and let it boil gently for two hours or until perfectly tender, so that it breaks if touched with the finger. Drain the syrup from the prunes, and boil it until it becomes thick ; then put the prunes back into it, and let them stand until the next day.

Stewed Figs.

Simmer one pound of figs in a pint and a half of water with the peel of a lemon for an hour, or until they are perfectly soft without being broken. Take the figs out of the syrup, to which add the juice of the lemon, and boil it up quickly for five minutes, then pour it over the figs and allow them to stand until cold.



JELLIES, CREAMS, ICES, &c.

Wine Jelly.

IT should be understood that Nelson's gelatine answers as well for jelly, as that made from calves' feet, and that the only advantage from using the latter is the knowledge of the source whence it is derived. To make jelly of calves' feet, boil two in four quarts of water for eight hours, skimming well. When done, strain the liquor through a very fine sieve, and let it remain until the next day. Carefully remove every particle of grease; this is best done by scraping the jelly, and then wiping it with a clean cloth dipped in very hot water. To a pint of strong jelly, put a quarter of a pound of lump sugar, the peel of one lemon, and the juice of two. When the jelly is dissolved, stir in a pint of sherry and a wine-glassful of brandy.

Beat up the whites and shells of four eggs with a quarter of a pint of cold water, and stir them briskly into the jelly, which allow to simmer gently for a quarter of an hour. Let it stand for five minutes before passing through the jelly bag. If the jelly is not clear, pass it a second time through the bag. Kent's "Registered Jelly Strainer" saves much time, trouble, and waste, and is on all accounts to be preferred to the old-fashioned bag and stand. To make jelly of Nelson's gelatine, follow the directions given with each packet, and the result will be successful. Or proceed as follows. Soak an ounce of Nelson's gelatine in half a pint of cold water for an hour, stir into it a pint of boiling water. Cut the peel of a lemon thinly, and put it with the strained juice of two, and a quarter of a pound of sugar into the jelly. Let this boil for five minutes, take it off the fire, and when it has stood two or three minutes, stir in briskly the whites and shells of two eggs well whisked together. Take it off the fire, allow it to stand two or three minutes, then pass through the bag. When the jelly is strained, stir in half a pint of sherry and if approved, a little brandy. It is best not to boil

wine as it loses thereby both spirit and flavour. When gelatine is used merely as a vehicle for administering wine, it is not necessary to clear the jelly. Dissolve half an ounce of gelatine previously soaked in a little water, in a quarter of a pint of boiling water, add sugar to taste, the juice and peel of a lemon, and let all boil together for a quarter of an hour. Take off the fire, and stir in half a pint of port, sherry, or any wine ordered, and let it stand until set.

Hartshorn Jelly.

Boil a quarter of a pound of hartshorn shavings in two quarts of water, until reduced to a pint, sweeten, and add the juice of a lemon; strain it, and let it stand until cold.

Ivory-dust Jelly.

Put half a pound of ivory-dust into two quarts of water, and boil it until reduced to a pint—it will take from eight to ten hours, and must be gently boiled. Strain through a jelly bag, and use to

give additional strength to other forms of nourishment.

Iceland Moss Jelly.

Put an ounce of Iceland moss into a quart of tepid water and let it stand all night. Boil it until reduced to a pint, strain it, flavour with wine and lemon juice, and sweeten to taste. Or, the plain jelly may be taken in milk or cream.

Madeira Jelly.

Soak half an ounce of gelatine in the third of a pint of water, let it boil until dissolved, add a quarter of a pound of sugar, when melted strain and add a quarter of a pint of Madeira. Let the jelly stand until cool, whip it until it becomes a thick froth, put it into a mould, set it in a cool place or on ice until quite firm.

Lemon Sponge.

Soak half an ounce of Nelson's gelatine in a quarter of a pint of cold water. Dissolve it in a

quarter of a pint of boiling water, put a quarter of a pound of lump sugar and the peel of half a lemon, let it simmer for half an hour, then strain and allow it to stand until nearly cold. Add the juice of a large lemon and whisk the sponge until perfectly white and thick. Dip a mould into cold water, drain it, put in the sponge and let it remain until the next day, when dip the mould into tepid water, loosen the edges with the top of a teaspoon and turn out the sponge.

Tapioca Jelly.

Put two ounces of *Tapioca de la Couronne* into a jar with half a pint of cold water and the grated peel of a lemon. Set the jar in a saucepan of water and keep it boiling. When the tapioca begins to thicken, stir in another half pint of water, let it boil gently for an hour, stirring occasionally. Sweeten with sifted sugar and pour into a mould.

Let it stand until cold, when it will turn out of the mould, a stiff jelly. If approved a little sherry or brandy may be added, so much less water being used. This jelly is very nice eaten with fruit: is light, nourishing and very delicate.

Blanc Mange.

This was formerly not only one of the most esteemed creams for the dinner and supper table, but was also highly regarded as a convenient medium for administering a cream or milk diet to invalids. It has now, however, gone out of fashion, but is certainly not improved upon by some of the tough and frothy creams by which it has been superseded. As blanc mange is frequently ordered on account of the properties of the almonds, care should be taken to prepare them properly, as in the following recipe, which is an old and good one: Boil half an ounce of isinglass, or of Nelson's gelatine, previously soaked in cold water, in a pint of new milk (a little more isinglass or gelatine will be required in summer); put in an ounce of sugar, rubbing two or three of the lumps on the peel of a lemon, and a very small piece of cinnamon. Blanch six bitter, and half an ounce of sweet almonds, pound in a mortar, adding a spoonful of rose water by degrees. When pounded to a paste, mix the almonds with the milk and gelatine, and

let the blanc mange stand for half an hour. Strain through a fine sieve or muslin, taking care that none of the almonds remain in the liquid, stir in a quarter of a pint of good cream, put the blanc mange into a mould, and let it stand until set.

French Rice Cream.

Take two tablespoonfuls of *Fayeux's crème de riz*, and mix it smooth in half a pint of cold milk; stir it into half a pint of boiling milk, in which two ounces of sugar have been dissolved. Stir over the fire until it boils, then beat in two well-whisked eggs, and continue stirring for ten minutes over the fire. Add a little flavouring, and serve either hot or cold. This, like *tapioca de la couronne*, is valuable for invalids and children of delicate appetite who cannot eat the commoner kinds of rice.

French Custard.

Take a dessertspoonful of *Fayeux's Fécule de pomme de terre*, mix it smooth with two tablespoonfuls of cold milk, then stir into it half a pint

of boiling milk, in which an ounce of lump sugar has been dissolved ; boil the custard gently, stirring all the time until it becomes thick, then add two eggs well beaten, and a little flavouring, and stir over the fire for four or five minutes. Pour the custard into a basin, and stir occasionally as it is getting cold to prevent a skin forming on the top. Brown and Polson's corn flour may be substituted for the *Fécule de pomme de terre*, but is not so delicate or appropriate for this purpose.

Shape of Rice.

Bake a quarter of a pound of rice, as directed for plain rice pudding, taking care to have it dry. Remove the brown skin, and mix with the rice whilst hot the yolks of two eggs, two ounces of powdered lump sugar, and a little almond, or vanilla flavouring. Beat all together, but do not boil after adding the eggs. Press the rice into a mould, let it stand for some hours until set, then turn it out on a glass dish.

Rice Cream.

Bake one ounce of best rice in half a pint of milk ; when done, remove the skin from the top. Dissolve a quarter of an ounce of gelatine, previously soaked in two tablespoonfuls of cold milk, in a quarter of a pint of boiling milk or cream, add the yolks of two eggs, two ounces of loaf sugar, and a little extract of vanilla ; stir over the fire for five minutes, mix with the rice, pour it into a mould, and let it remain until set. More or less sugar may be used according to taste ; the quantity given will make the cream rather sweet.

Victoria Pudding.

Boil two ounces of sago with six ounces of sugar in half a pint of water for three-quarters of an hour, add six ounces of fresh fruit, again boil for an hour, and then put it into a mould ; let it stand until cold, when turn it out and pour a little syrup round the base. Milk or cream may be eaten with it.

Custard Cream.

Pour half a pint of boiling milk or cream on to the yolks of three eggs well beaten, sweeten to taste, whip together, and put it in a stewpan ; stir over a gentle fire until it thickens, then flavour with extract of vanilla or lemon, or with brandy ; whilst cooling, stir occasionally, and when nearly cold, stir in a quarter of an ounce of Nelson's gelatine previously soaked in cold water, according to the directions on the packet and then dissolved in three tablespoonfuls of boiling milk, then put the cream into a mould, and let it stand until the next day.

Crystal Palace Cream.

Make a custard as directed for French custard, dissolve a quarter of an ounce of Nelson's gelatine in boiling water, and when it is nearly cold, stir it into the custard, which must also be cool ; soak two penny sponge cakes and two macaroons in two tablespoonfuls of milk, or if preferred, any fruit syrup, which must be rich and sweet, put the cakes

into a mould, and gently pour the cream over them, let it stand until cold. A few glacè cherries may be added.

Lemon Cream.

This will be useful where milk or cream is not allowed, and is nourishing and delicious. Put into half a pint of boiling water the peel of two lemons, very thinly shred, and allow it to simmer for a quarter of an hour, then boil half a pound of sugar in it for two minutes, strain it, add three eggs (the whites and yolks beaten together) and the juice of the lemons. Put the mixture into a bright stewpan, and stir until thick ; it will take about twenty minutes. Have ready a quarter of an ounce of Nelson's gelatine, soaked in a spoonful of cold water, and when the cream is poured into a basin put the gelatine with another spoonful of water into the stewpan, and stir about until dissolved, then, when both are nearly cold, mix thoroughly together, and put the cream into a mould. It should stand until the next day.

Ices.

It is sometimes difficult to get ice made at home on account of the trouble and expense, but these difficulties are obviated by the miniature ice-pail lately introduced by Mr Kent. The little pail is exceedingly simple in action, and by its aid sufficient cream or water ice for two persons can be made in a quarter of an hour. The cost of the ice for freezing will not exceed threepence, and a second quantity of ice cream can be made with it, or a glass of pure water may be converted into ice, and wine or soda-water iced. The price of the little pail is twelve shillings; it cannot be too highly recommended for invalids who require pure cream or water ices.

Lemon Water Ice.

Put the eighth of an ounce of gum tragacanth in an earthenware pot with two-thirds of a pint of water, and stir occasionally until dissolved. If the water evaporates add more so as to keep the

original quantity. Let it get cold, stir in the juice of two lemons with a few drops of essence of lemon peel, sweeten with syrup or sugar, taking care not to make it too sweet. Thoroughly mix all the ingredients together, strain into the freezing glass, follow the directions given with the pail, and the ices will be ready in ten minutes. Any fruit, syrup, or the juice of fresh fruit, may be substituted for the lemon. The gum tragacanth can be dispensed with; it, however, gives richness to the ice, and there is no objection to its use. If the gum is laid for an hour or two in a small quantity of lemon juice, it will dissolve readily in water, otherwise it takes a long time.

Ice Cream.

Stir into half a pint of milk and a quarter of a pint of cream, four tablespoonfuls of good strawberry or raspberry jam, add a small tablespoonful of sifted sugar, and mix all thoroughly together. Strain into the freezing glass, and proceed according to directions. A small pinch of gum tragacanth dissolved in the milk, and, when cold, mixed with the other ingredients, gives richness and firmness to

the ices. Any syrup may be used instead of the preserve, and a few drops of vanilla flavouring may be added with advantage. Care must be taken not to make the mixture for icing too sweet, as it will not then freeze well.

Flavourings for Puddings.

It is desirable that these should be prepared at home, as even the best bought essences have a pungent flavour, and are very apt to disagree with the stomach. The most important flavouring is that of LEMON PEEL, which is too often wasted when the juice is used. If a lemon has to be sent to table to eat with fish, rice, &c., &c., it can be previously pared, or, the less to interfere with its appearance, grated. If the peel is not required for immediate use, put it into a wide-mouthed bottle containing a little gin; when it has stood a few days, a delicious flavouring will be ready; the peel can also be used for rice puddings, &c. The grated peel may be mixed with sifted sugar put into a bottle and corked; it will thus retain the flavour of fresh peel for some time.

ALMOND flavouring, blanch bitter almonds,

put them into a bottle, and cover with gin, shake occasionally during three or four weeks, then drain off the liquid, allow it to stand until fine, and it is ready for use.

VANILLA should be cut into small pieces, and be covered with brandy—not more than two tablespoonfuls should be allowed for a stick of vanilla. Vanilla varies much in quality, and cannot be bought at a low price. That supplied by Rocco of Greek Street, Soho, is very fine.

ANGELICA may be infused in the same manner as almonds, spirits-of-wine being substituted for gin. A useful cordial may be made with this extract of Angelica, and, for those who like it, it is an agreeable change in the flavouring of creams, &c.

EXTRACT OF SPICES.—Crush a nutmeg, a dozen cloves, and one blade of ginger, put these into a small bottle and cover with unsweetened gin. Shake occasionally and at the expiration of a fortnight let the spice settle; drain off the extract, and again let it stand until perfectly bright. A few drops of this is useful for flavouring negus, gruel, or mulled wine.

Apple Marmalade.

Peel, but do not core, six pounds of sharp apples, pour over them three pints of cold water, put them in the preserving kettle, and boil until they are soft. Rub them through a wire sieve, and to each pint of purée, allow half a pound of fine loaf sugar; boil together until the marmalade will set, put into pots, and when cold cover down and keep for use when apples are scarce. If the apples become dry in the first boiling, a little more water may be added. No rule can be given as some apples are much more juicy than others.

Apple marmalade is said to contain much nourishment and is very useful for delicate children and invalids.

Orange Marmalade.

Choose Seville oranges with fine smooth dark skins. Score the peel in quarters down to the fruit, remove it with as much of the white as will come without drawing the juice of the orange, throw the quarters of peel as you do them into cold water.

Put the peel into the preserving kettle with fresh cold water to cover it, let it boil for an hour, change the water, and let the peel boil until tender enough to pierce with a straw or to crumble when pressed between the fingers ; take it up, drain away all the water and cut into shreds as fine as possible. Squeeze the oranges, and to every dozen add the juice of four lemons. Weigh the shred peel and the juice, and to every pound allow a pound and a half of lump sugar. Put a pint of water to each pound of sugar, let it boil a quarter of an hour, then add the juice of the fruit, and when the syrup becomes thick put in the peel and boil all together for twenty minutes, or until the marmalade will jelly. Put into jars, let them remain uncovered for a day or two, then tie down in the usual manner.

It is a good plan to prepare the peel the day before making the marmalade, as it then has time to drain before shredding ; it should be set aside on sieves and turned about occasionally.

Preserved Strawberries.

Boil one pound of sugar in half a pint of water until it begins to get thick, then put in one pound of carefully picked strawberries, and let them boil gently until the fruit is done, which will be in about a quarter of an hour. Pour the preserve into a basin, and let it stand until the next day, then drain the syrup into the preserving kettle, taking care not to break the fruit; let the syrup boil, skimming it, if necessary, until it begins to jelly, then put the strawberries into it, let them boil together gently for five minutes, put into small pots or glasses, and do not cover down for a week or ten days.





BREAD AND CAKES.

As a rule, invalids have a difficulty in eating bread, and as but a small quantity can be taken, it is of the first importance it should be pure and wholesome. It is wonderful how even healthy stomachs tolerate the compound which bakers dignify with the name of bread, and almost as wonderful that persons who have once tasted a pure household loaf, can eat that sold in the shops. That bread for delicate persons and invalids *must* be made at home admits of no doubt, and it is hoped the following recipes will enable the cook to make light and digestible bread.

A small bread-making machine is very useful. Bread can be made with less yeast, be more perfectly kneaded, and will eat sweeter, than when made with the hands. Perfect cleanliness is ensured

by its use. Kent's machine (Edward's Patent) can be had for twenty-five shillings, but a larger size is required for family use.

As a rule, bread made in the machine takes less time to rise, than that made by hand. Some care and observation are required in order to know the exact moment when it is ready for the oven. No precise time can be given, as it will vary according to the temperature at which the dough is kept, the quantity of water used, the quality of the materials, and the method of manipulation. If bread rises too long before going into the oven, it will be dry and harsh, if not long enough, it will probably be close, or not bake well. One characteristic of well-made dough is, that it is smooth and compact, and sticks neither to the hands or vessel in which it is made. Good German yeast is the best for making bread for invalids. It must be perfectly fresh and sweet, in which state it is nearly white and quite dry. Brewer's yeast when it can be obtained, may be used. To deprive it of bitterness, cold water should be poured on it over night, and in the morning be drained away. A tablespoonful of good, thick brewer's

yeast will make up two pounds of flour. Spanish flour is to be had at good corn chandlers, and makes very white sweet bread. Vienna flour is suitable for rolls and fancy bread.

Household Bread.

Dissolve rather less than half an ounce of German yeast in a spoonful of cold water, stir into it, three gills of tepid water, (a gill is a quarter of a pint,) and pour it rapidly through a sieve on to one pound of fine flour, in which a small pinch of salt has been mixed, beat it up with the hand or a wooden spoon until well mixed. Then, work in by degrees another pound of flour, kneading it well, until all the flour is used. Some flour takes rather more water than other kinds, and it may not be possible to work in quite all the flour; the bread, however, will be all the sweeter and better for being worked up dry. Set the dough to rise at a temperature of about eighty degrees, and in an hour or rather less it will be ready to bake. Flour your paste board, put the dough on it, and with your hands make it into a compact loaf. If the bread has been mixed

as directed, and has not risen too quickly, the loaf will not spread in the oven ; it will take about an hour to bake, being first put into a very hot oven for ten minutes which should then have the heat slackened.

Rolls.

Dissolve two ounces of German yeast in rather less than a pint of tepid water ; pour it through a sieve on to a pound of fine flour, work in gradually another pound of flour. Set the dough in a warm place until it has risen well, then divide it into six portions, and put them into roll tins ; bake quickly.

Tea Cakes.

Melt two ounces of butter, stir it into a pint of tepid milk, mix in this an ounce of fresh German yeast, a good pinch of salt, two ounces of sifted sugar, and two eggs. Strain on to two pounds of fine flour, and beat all well together. Let the dough rise for half an hour ; then knead and put into tins, allowing the cakes to rise well before baking them in a moderate oven.

Sweet Bread Cake.

Dissolve an ounce of German yeast in half a pint of tepid water. Work it in to one pound of flour, let it rise for half an hour, then mix in two ounces of dissolved butter, a quarter of a pound of sugar, a little finely shred orange candy peel, carraway powder, ground cinnamon, or other flavouring. Let the cake rise for half an hour, put it into a buttered tin, and bake. The oven should be very hot for the first ten minutes and then be slackened until the cake is done.

An egg may be added to the cake when the butter is mixed in.

Unfermented Bread.

This is best made with Limner's self-raising flour. If the directions given with this flour are duly followed, the bread will be very good. Bread made with baking powder often has yellow spots in it, giving rise to needless apprehension on the score of the materials employed. The chemical agents

being thoroughly well mixed with Limner's flour these spots are never seen. When baking powder is used great care should be taken to thoroughly incorporate it with the flour.

The great secret of success in making unfermented bread lies in expeditious mixing and in putting it the moment it is made into a very hot oven. Care should be taken to ascertain that the oven is a proper heat before mixing the dough, and the baking sheet should be floured and ready to hand.

Only a small quantity of unfermented bread can be successfully mixed at one time. Two pounds are enough for one operation and this quantity should be divided into three loaves. Half an hour will bake them.

Limner's flour, mixed with milk and water makes delicious bread. Cream which has slightly turned mixed with water is even better than milk.

Baking Powder.

One ounce of tartaric acid, two ounces of carbonate of soda, two ounces of corn flour, mix

thoroughly together and keep in well corked bottles. Two heaped teaspoonfuls will be required to make one pound of flour into bread with half a pint of milk or water.

Lunch Cake.

Mix three heaped teaspoonfuls of home made baking powder in one pound of fine flour, rub in quarter of a pound of butter or lard, mix in a quarter of pound of castor sugar, a little ground carraway seed, cinnamon, grated lemon peel, or any flavour preferred. When ready to bake stir in as quickly as possible two well beaten eggs mixed with half a pint of milk, put into buttered tins and bake in a hot oven. This will generally make four cakes the size of shilling pound cakes. Currants, when chopped, are perfectly wholesome, and a quarter of a pound may be used to give variety to the cake.

Ginger Bread.

Dissolve a quarter of a pound of butter and mix with it over the fire one pound of treacle, pour it

on to four eggs, and having beaten them together until well mixed stir into one pound of flour, a quarter of a pound of moist sugar, one ounce of ground ginger, a teaspoonful of ground carraway seeds, and a teaspoonful of baking powder. Take care all the dry ingredients are thoroughly well mixed before adding the liquid. Pour the cake into a Yorkshire pudding tin and bake in a moderate oven for about three quarters of an hour.

Sponge Cake.

Boil three quarters of a pound of lump sugar in a quarter of a pint of water ; pour it whilst boiling hot on to six eggs the whites and yolks whisked for two minutes. Beat up the eggs and sugar until they become a very thick batter. A skilful beater will accomplish this in from twenty to thirty minutes. Now mix in lightly and quickly ten ounces of Vienna flour, put into buttered tins thickly sprinkled with sifted sugar, and bake in a moderate oven.

Grated lemon peel or vanilla flavouring may be used and should be added whilst the eggs are being whisked.

Geneva Cakes.

Take a round tin five inches in diameter and about two inches deep, fit a buttered paper on the bottom, and on the sides, an inch or so above the tin. It is always best to prepare the tins for light cakes and soufflés the first thing, because the moment the batter is finished, it should be put into the tin and baked.

Break four eggs into a large bowl, beat them for a minute, then mix with them five ounces of sifted sugar. Put the bowl into another two or three sizes larger containing boiling water and whip the eggs and sugar until they become very thick, which should be accomplished in from fifteen to twenty minutes, change the water in the outer bowl about every five minutes, so as to keep the heat as uniform as possible. When the batter is sufficiently thick, stir in three ounces of fine fresh butter dissolved over the fire in a stewpan, and then lightly and thoroughly mix in four ounces of fine sifted flour. Put the batter into the tin and bake in a hot oven. It will take about three-quarters of

an hour. When the cake is done, turn it on to a sieve, let it get cold, cut it in slices, and spread jam between, or it is excellent eaten plain.

Arrowroot Biscuits.

Mix two ounces of arrowroot with six ounces of Vienna flour, rub in two ounces of butter, mix in a quarter of a pound of castor sugar, and make into a moist paste with an egg beaten up with a tablespoonful of cream. Dredge the pasteboard with flour, lay the paste on it, and dredge flour thickly over, also flour your hand and press the paste as thin as you can. Then divide it into small portions, again dredge the board and paste, which press to the thickness of half-a-crown, cut into shapes with a pastry cutter, butter writing paper and place the biscuits on it as you do them. Bake on an iron sheet in a slow oven.

Ginger Biscuits.

Rub one ounce of butter into four ounces of Vienna flour, mix in two ounces of castor sugar,

a teaspoonful of ground ginger, and make into a stiff paste with the yolk of an egg beaten up in a tablespoonful of milk or cream. Put the paste on a board and roll out once to the thickness of a shilling. Cut the biscuits into round shapes, put them on a floured baking sheet and bake very slowly until crisp ; if the biscuits become brown they are spoiled.

Rice Cakes.

Mix two ounces of ground rice with six ounces of flour, and one teaspoonful of baking powder, rub in an ounce of fresh butter, and two ounces of sugar. Beat up an egg in a quarter of a pint of milk with a little lemon flavouring, have ready small patty pans rubbed with butter, half fill each with the cake mixture, put immediately into the oven, and bake for fifteen minutes.





INDEX.

	Page		Page
Alexandra Pudding, . . .	125	Batter Pudding (Baked),	128
Almond Milk, . . .	48	—————, Boiled, . . .	129
Anchovy Relish, . . .	74	Beans, French, . . .	105
Angelica, . . .	144	Beef Cutlets, . . .	83
Apple Charlotte, . . .	136	————— Sauté, . . .	84
— Fool, . . .	135	— Stewed, . . .	85
— Marmalade, . . .	155	— Jelly, . . .	14
— Water, . . .	42	— Tea, . . .	11-12
— Soufflé, . . .	135	— Cold Drawn, . . .	15
Apples, Baked, . . .	135	Beer, . . .	31
— Stewed, and Rice, . . .	136	Beverages, . . .	31
Arrowroot, . . .	8	Biscuit Pudding, . . .	123
— Biscuits, . . .	167	—————, Brown, . . .	114
Arabic (Gum) Milk, . . .	46	Biscuits, Arrowroot, . . .	167
— Water, . . .	47	— Ginger, . . .	169
Artichoke Soup, . . .	30	— Pudding, Brown, . . .	114
Asparagus, . . .	105	Black Currant Jam Water,	42
Baked Apples, . . .	135	Blanc Mange, . . .	145
— Flour, . . .	6	Boil, To, an Egg, . . .	53
— Haddock, . . .	67	— Chickens, . . .	94
— Soles, . . .	62	Boiled Flour Gruel, . . .	5
— Suet Crust, . . .	130	— Rice, with Sweet	
Baking Powder, . . .	163	Sauce, . . .	116
Barley Gruel, . . .	4	— Sole, . . .	61
— Water, . . .	5	Brain Cakes, . . .	92
		Brains, Sheep's, . . .	91

	Page		Page
Bread,	158	Chicken Sauté, . . .	96
— Household, . . .	160	— Stewing, . . .	95
— Pudding, . . .	133	Children, Puddings for, .	110
— — — Savoury, . . .	114	— Soups for, . . .	26
— Sweet Cake, . . .	162	Chop, Mutton, . . .	77
— Soup,	27	— — — Stewed, . . .	81
— Unfermented, . . .	162	Claret Cup,	51
Broil, To, Chickens, .	94	— Mulled,	52
Broth,	11	Cocoa,	38
— Cheap,	20	Cod Cutlets,	65
— Chicken,	19	Coffee,	36
— Mutton,	16	Cordial, Ginger, . . .	51
— Panada,	25	Cornflour Indian Pudding, .	133
— Veal,	18	Cream, Crystal Palace, .	149
Brown Biscuit Pudding, .	114	— Custard,	149
Butter Sauce, . . .	72	— French,	146
		— Ice,	152
Cake, Geneva, . . .	166	— Lemon,	150
— Lunch,	164	— Rice,	148
— Rice,	168	Croquettes,	99
— Sponge,	165	— Potato,	102
— Sweet Bread, . . .	162	— Rice,	118
Cakes,	158	Croustades, with Stewed	
— Brain,	92	Fruit,	138
— Tea,	161	Crystal Palace Cream, .	149
Calf's Liver Sauté . .	90	Crumb Pudding, . . .	123
— Sweetbreads, . . .	88	Crust, Baked Suet, . .	130
Caper Sauce,	73	Custard, Cream, . . .	149
Caudle,	2	— French,	146
Cauliflower,	104	— Pudding,	124
Charlotte, Apple, . .	136	— Rice Pudding, . . .	116
Cheese, Macaroni, . .	115	Cutlets, Beef,	83
Chicken Broth, . . .	19	— — — Sauté,	84
— Boiling,	94	— Cod,	65
— Broiling,	94	— Fillets of Mutton, .	78
— Fricassee of, . . .	95	— Lamb,	82
— Panada,	25	— Loin of Mutton, . .	80
— Roasting,	94	— Neck of Mutton, . .	79

	Page		Page
Cutlets, Shoulder of Mutton,	81	Geneva Cakes,	166
— Veal,	86	German Omelets,	57
Egg Drinks,	45	— Pudding,	132
— Sauce Sharp,	73	Ginger Cordial,	51
— Soup,	28	— Biscuits,	167
Eggs in Gravy,	55	— Bread,	164
— Scrambled,	55	Gravy, Eggs in,	55
— Sur le plat,	54	— Fillets of Sole in,	63
— To Boil,	53	— Soup,	21
— To Poach,	54	Greens,	103
Endive, Stewed,	158	Ground Rice Pudding,	119
Extract of Spices,	140	Gruel,	1
Fillets of Mackerel,	69	— Barley,	4
Fillets of Mutton Cutlets,	78	— Boiled Flour,	5
Fillets of, Plaice,	70	— Oatmeal,	3
— — — fried,	63	— Onion,	7
— — — in gravy,	63	— Restorative,	7
Fig Pudding,	129	Gum Arabic Milk,	46
Fish,	59	— — — Water,	47
Flavourings for Puddings,	153	Haddock, Baked,	67
Flour, Baked,	6	Harricot Soup,	29
— Boiled (Gruel),	5	Hartshorn Jelly,	142
Fool Apple,	135	Hasty Pudding,	125
French Beans,	105	Herrings, Fried,	66
— Custard,	146	— Rolled,	66
— Rice Cream,	146	Household Bread,	160
— Tapioca Pudding,	120	Iceland Moss Jelly,	143
Fricassee of Chicken,	95	Ice Cream,	152
— Rabbit,	98	— Lemon Water,	151
Fried Herrings,	66	Ices,	151
— Potatoes,	101	Indian Cornflour Pudding,	133
— Sole,	62	Invalids, Puddings for,	110
— — — Fillets of,	63	Ivory Dust Jelly,	142
Fritters, Oyster,	71	Jelly, Beef,	14
Fruit Pudding,	131	— Hartshorn,	142
Fruits, Stewed,	137		
— — — Croustades with,	138		

	Page		Page
Jelly, Iceland Moss, . . .	143	Milk, Rice, . . .	117
— Ivory Dust, . . .	142	— Soup, . . .	26
— Madeira, . . .	143	— Suet, . . .	46
— Tapioca, . . .	144	— Thick, . . .	46
— Wine, . . .	140	Minced Meat, . . .	87
Jellies, &c., . . .	140	Mock Turtle Soup, . . .	23
Kale, Sea, . . .	106	Mulled Claret, . . .	52
Lamb Cutlets, . . .	82	Mutton Chops, . . .	77
— Sweetbreads, . . .	91	— — — Stewed, . . .	81
Layer Pudding, . . .	131	— Broth, . . .	16
Lemon Cream, . . .	150	— Fillets of Cutlets, . . .	78
— Pudding, . . .	127	— Loin of Cutlets, . . .	80
— Soufflé, . . .	126	— Neck of Cutlets, . . .	79
— Sponge, . . .	143	— Shoulder of Cutlets, . . .	81
— Water, Ice, . . .	151	Oatmeal Gruel, . . .	3
Lemonade, . . .	40	— Porridge, . . .	9
Linseed Tea, . . .	47	— Pudding, . . .	134
Little Dishes, . . .	76	Oatmeal Soup, . . .	28
Loin of Mutton Cutlets, . . .	80	— Water, . . .	43
Lozenges, Meat, . . .	26	Omelet, . . .	56
Lunch Cake, . . .	164	— Soufflée, . . .	56
Macaroni Cheese, . . .	115	Omelets, German, . . .	57
— Pudding, Savoury, . . .	113	Onion Gruel, . . .	7
— Sherry, . . .	121	Onions, . . .	106
— Sweet, . . .	120	Orange Marmalade, . . .	155
Mackerel, Fillets of, . . .	69	— Tonic, . . .	50
Madeira Jelly, . . .	143	Oyster Fritters, . . .	71
Marmalade, Apple, . . .	155	Oysters Scalloped, . . .	71
— Orange, . . .	155	Panada, . . .	24
Marrow, Vegetable, . . .	107	— Broth, . . .	25
Meat Lozenges, . . .	26	— Chicken, . . .	25
— Minced, . . .	87	— Milk, . . .	25
Milk, Almond, . . .	48	— Water, . . .	25
— Gum Arabic, . . .	46	Parsley Sauce, . . .	72
— Panada, . . .	25	Parsnip Soup, . . .	30
		Partridge, Stewed, . . .	97


	Page		Page
Pastine Pudding, . . .	121	Pudding, Sherry Sponge, .	121
Pigeon, Stewed, . . .	97	— Stonleigh, . . .	128
Plaice, Fillets of, . . .	70	— Victoria, . . .	148
Plum Pudding, . . .	129	Puddings, Flavourings for, .	153
Poach, To, an Egg, . . .	54	— for Invalids and Children, .	127
Porridge, Oatmeal, . . .	9	Purée Vegetable, . . .	108
Potato Croquettes, . . .	102		
Potatoes, Fried, . . .	101	Quenelles, . . .	92
Posset, Treacle, . . .	50		
Preserved Strawberries, .	157	Rabbit, Fricassee of, . . .	98
Prunes, Stewed, . . .	139	Raspberry Vinegar, . . .	49
Pudding, Alexandra, . . .	125	Red Currant Syrup, . . .	48
— Baked Batter, . . .	128	Relish, Anchovy, . . .	74
— Biscuit, . . .	123	Restorative Gruel, . . .	7
— Bread, . . .	133	Rice Boiled with Sweet Sauce, .	116
— Brown Biscuit, . . .	114	— Cakes, . . .	168
— Crumb, . . .	123	— Cream, . . .	148
— Custard, . . .	124	— — — — — French, . . .	146
Pudding, Fig, . . .	129	Rice Croquettes, . . .	118
— French Tapioca, . . .	120	— Custard Pudding, . . .	116
— Fruit, . . .	131	— Milk, . . .	117
— German, . . .	132	— Pudding, Ground, . . .	119
— Ground Rice, . . .	119	— — — — — Plain, . . .	116
— Hasty, . . .	125	— — — — — Savoury, . . .	113
— Indian Corn Flour, . . .	133	— — — — — without Milk, .	132
— Layer, . . .	131	— Shape of, . . .	147
— Lemon, . . .	127	— Stewed apples and, . . .	136
— Oatmeal, . . .	134	— Water, . . .	43
— Pastine, . . .	121	Rolled Herrings, . . .	66
— Plain Rice, . . .	116	Rolls, . . .	161
— Plum, . . .	129	Rusk Pudding, . . .	122
— Rice Custard, . . .	116		
— — — — — without milk, .	132	Sauce, Butter, . . .	72
— Rusk, . . .	122	— Caper, . . .	73
— Savoury Bread, . . .	114	— Parsley, . . .	72
— — — — — Macaroni, . . .	113	— Sharp Egg, . . .	73
— — — — — Rice, . . .	113	— Sweet, . . .	117
— Semolina, . . .	119	— Tomato, . . .	109

	Page		Page
Sauce, White,	74	Stewed Apples and Rice, .	136
Savoury Bread Pudding, .	114	— Beef,	85
— Macaroni Pudding, .	113	— Chicken,	95
— Rice Pudding, . . .	113	— Endive,	108
Scalloped Oysters, . . .	71	— Fruits,	137
Scrambled Eggs,	55	— — — — — Croustades with, .	138
Sea Kale,	106	— Mutton Chop, . . .	81
Semolina Pudding, . . .	119	— Partridge,	97
Shape of Rice,	147	— Pigeon,	97
Sharp Egg Sauce,	73	— Prunes,	139
Sheep's Brains,	91	— Water-cress,	108
Sherry Macaroni,	121	Sponge Cake,	165
— Pastine,	121	Stonleigh Pudding, . .	128
Shoulder of Mutton Cutlets, .	81	Strawberries, Preserved, .	157
Sole, Baked,	62	Suet Crust, Baked, . . .	130
— Boiled,	61	— Milk,	46
— Fillets of, Fried, . . .	63	Sweet Macaroni,	120
— — — — — in gravy, . . .	63	— Sauce,	117
— Fried,	62	— — — — —, Boiled Rice with, .	116
Soup, Artichoke,	30	Sweetbread Cakes, . . .	162
— Bread,	27	Sweetbreads, Calf's, . .	88
— Egg,	28	— — — — — Lamb's, . . .	91
— For Children,	26	Syrup, Red Currant, . .	48
— Gravy,	21		
— Haricot,	29	Tamarind Water,	43
— Milk,	26	Tapioca Jelly,	144
— Mock Turtle,	23	— Pudding, French, . .	120
— Oatmeal,	28	Tea,	34
— Parsnip,	30	— Cakes,	161
— White,	22	— Linseed,	47
Souffle, Apple,	135	Thick Milk,	46
— Lemon,	127	Toast Water,	44
Spices, Extract of, . . .	154	Tomato Sauce,	109
Spinach,	104	Tonic Orange,	50
Spirits,	31	Treacle Posset,	50
Sponge Cakes,	165	Tripe,	85
— Lemon,	143		
— Pudding Sherry, . . .	121	Unfermented Bread, . .	162

	Page		Page
Vanilla,	154	Water, Lemon Ice, . . .	151
Veal Broth,	18	— Oatmeal,	43
— Cutlet,	86	— Panada,	25
Vegetables,	101	— Rice,	43
Vegetable Marrow, . . .	107	— Tamarind,	43
— Purée,	108	— Toast,	44
Victoria Pudding, . . .	148	Water-cress Stewed, . .	108
Vinegar Raspberry, . . .	49	White Sauce,	74
Water,	39	— Soup,	22
— Apple,	42	— Wine Whey,	50
— Barley,	5	Whiting,	64
— Black Currant Jam, . .	42	Wine Jelly,	140
— Gum Arabic,	47	Wines,	31



93





RECORD OF TREATMENT, EXTRACTION, REPAIR, etc.

Pressmark:

Binding Ref No: 1249

Microfilm No:

Date

16/7/96

Particulars

Chemical Treatment

Fumigation

Deacidification

DMC

Lamination

Solvents

Leather Treatment

Adhesives

Remarks

