

Little dinners : how to serve them with elegance and economy / by Mary Hooper.

Contributors

Hooper, Mary, 1829-1904.
University of Leeds. Library

Publication/Creation

London : Henry S. King, 1875.

Persistent URL

<https://wellcomecollection.org/works/dhg9e4xz>

Provider

Leeds University Archive

License and attribution

This material has been provided by This material has been provided by The University of Leeds Library. The original may be consulted at The University of Leeds Library. where the originals may be consulted.

This work has been identified as being free of known restrictions under copyright law, including all related and neighbouring rights and is being made available under the Creative Commons, Public Domain Mark.

You can copy, modify, distribute and perform the work, even for commercial purposes, without asking permission.



Wellcome Collection
183 Euston Road
London NW1 2BE UK
T +44 (0)20 7611 8722
E library@wellcomecollection.org
<https://wellcomecollection.org>

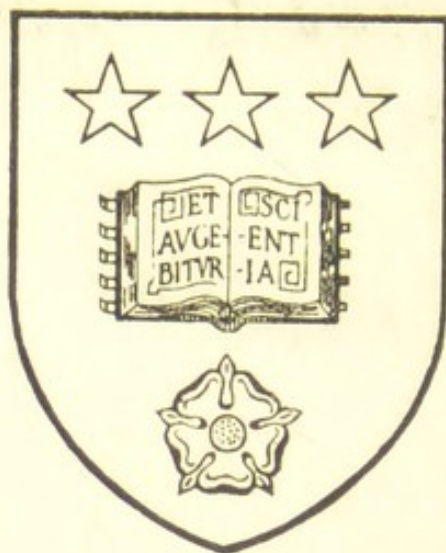
How to serve them



*with Elegance
and Economy*

MARY HOOPER





The University Library
Leeds

LEEDS UNIVERSITY LIBRARY

Classmark:

COOKERY

A H00



3 0106 01105 3591



3/9

COOKERY

K-3

LITTLE DINNERS

Mrs. Hooper

EXTRACTS FROM SOME PRESS NOTICES
OF
LITTLE DINNERS.

SATURDAY REVIEW.

"We ought not to omit the mention of several very good recipes which Mrs. Hooper vouchsafes us, *e. g.* rump-steak pudding, sheep's head Scotch fashion, devilled fowl, rich plum pudding, neck of venison cooked in a V oven, how to cook whitebait, and how to 'scollop' oysters. She has good hints about salmi of wild duck, and her caution on the deliberate preparation of the sauce for the same delicacy, roasted, assures us that—given the means and the heart to put her knowledge in practice—she undeniably knows what is good. All are more or less excellent in their different ways."

VANITY FAIR.

"A very excellent little book. . . . Ought to be recommended as exceedingly useful, and as a capital help to any housekeeper who interests herself in her kitchen and her cook."

MORNING POST.

"It is only necessary to add that the very numerous recipes in the volume, which are adapted to all seasons of the year, are composed with a due regard to the principles of economy which Mrs. Hooper desires to inculcate, while they are thoroughly appetising, and indicative of much ability on the part of the fair author."

STANDARD.

"The hints on wines, fish, and vegetables are all excellent, and evidently based on much practical experience."

ECHO.

"We should think this little book likely to be very useful."

QUEEN.

"Our writer shows us how to serve up 'a little dinner,' such as a philosopher might offer a monarch—good, varied, in good taste, and cheap. This is exactly what the young English wife wishes to know, and what the ordinary cookery-book does not teach her. In a word, 'Little Dinners' justifies its title, and with its title its own appearance."

JOHN BULL.

"A practical cookery-book, one really calculated to be of use to a lady and her cook in a small house, where the problem to be solved is how to provide a good dinner without being involved in an enormous outlay."

NOTES AND QUERIES.

"To read this book gives the reader an appetite Some of the receipts are excellent."

CIVIL SERVICE GAZETTE.

"Mrs. Hooper has given us a great deal that will be found useful to all, particularly to those with whom economy is not a secondary consideration. To young housewives her work will be found specially valuable."

CHURCH HERALD.

"A thoroughly practical book. We should think there are few middle-class households to whom this little book will not prove a real boon."

CHURCH TIMES.

"Care has been taken to make these recipes easy, simple, and reasonably cheap."

LIVERPOOL ALBION.

"The able authoress has a practical method of her own, which experience and aptitude enable her to render extremely useful and suggestive. The detailed instructions for cooking appear both simple and sound, and cover certainly a wonderful store of dishes."

COURT JOURNAL.

"Containing much useful information."

ROCK.

"So simple and comparatively inexpensive as to be suited to the requirements of all classes."

LITTLE DINNERS

HOW TO SERVE THEM

WITH ELEGANCE AND ECONOMY

BY

MARY ^WHOOPER


PROFESSOR OF DOMESTIC ECONOMY, CRYSTAL PALACE SCHOOL OF ART, ETC.

AUTHOR OF 'HANDBOOK TO THE BREAKFAST-TABLE,' 'WIVES AND HOUSEWIVES,' ETC.

NINTH EDITION

HENRY S. KING & Co. LONDON.

1875



(All rights reserved)
H7336



PREFACE.

WERE it not that something new and useful remains to be added to the numerous manuals of Cookery already in existence, some apology for offering this little hand-book to the public would be needed. All young housekeepers, and, indeed, not a few of the more experienced, know the difficulty of getting up little dinners for five or six persons without incurring too great an expense, or too severely taxing the powers of the cook. Such dishes as the time-honoured cod and oyster sauce, the haunch or saddle of mutton, always costly, are now quite beyond the reach of persons with small incomes, and it has become necessary for them to find less expensive substitutes, or to cease to dispense hospitality at all.

It is a great point, also, if little dishes can be served for family use instead of the wasteful, extravagant joint, which leaves so much cold meat to be disposed of; for cold meat is not so nourishing as fresh cooked meat, nor when rewarmed is it so wholesome. One great drawback which many people feel to such substitutes, is the cost of the materials required; for cookery books, as a rule, speak so lightly of ‘quarts’ of cream, and ‘dozens’ of eggs and oysters, as to cause them to be given up in despair. But the following recipes are designed to show that no considerable expense need be incurred in making little dishes, and that the real secret of good cookery lies in the skill and care with which the most ordinary material is turned to account.

Many parts of fish and meat, although of prime quality, are unfit for perfectly plain cooking, are consequently to be had at a moderate cost, and may be made into elegant and delicious dishes. But supposing the question of expense to be satisfactorily settled, there will probably remain the formidable one—how to get such little dishes

properly cooked. You will very likely be told that *French* dishes take so much time that it is impossible to get them done. To this it may be answered that the days are of pretty much the same length in England as in France, and it is rather the patience and tact of our neighbours which are wanting in us, and which give them their immense superiority in culinary matters.

It would, of course, be ridiculous to expect a cook to send up a dinner of many dishes in a totally different style to that to which she had been accustomed; but if she were allowed every day to prepare one or more of the dishes in the following bills of fare, she would soon grow used to a better style of cookery, and find no difficulty in serving a perfect 'little dinner' for a party.

No doubt there is, as a rule, too great a preponderance of solid meat at the principal meal of the middle-class family. A joint of meat with but a moderate allowance of vegetables, and perhaps a pudding to follow, is the usual every-day dinner. Now there are few stomachs which are not unduly taxed by the quantity of animal food required to

stay the cravings of hunger, and it is beyond question that there are from this cause an increasing number of young dyspeptics.

It is not, as has been said, a question of expense to provide a more varied diet. With management the cost is very small. Broth, with some such addition as rice balls, or any of the Italian pastes, a dish of tasty, well-prepared macaroni, of eggs, savoury rice, or even savoury oatmeal pudding, should always precede the meat when fish is too dear. Thus, by greatly diminishing the need of so much exclusively animal diet by providing fitting substitutes, the digestive organs and the purse are both saved. Some recipes for dishes which may usefully precede the *pièce de résistance* of a family dinner are given at the end of the book.

So far from there being any real difficulty in procuring the *morceaux* required for the little dishes in the following *menus*, they are precisely those which may be most easily and cheaply obtained. But it will not do, if economy is an object, to *order* them from the butcher or fishmonger. Ten to one if they will send the weight or cut asked for, and

ten to one also if any other will answer. The Spanish proverb, 'he who wants a thing goes for it, he who would miss a thing sends for it,' should be borne in mind by all housewives and cooks. True artists are always most careful about the kind and quality of the material they use, and it is only by going to market and choosing for yourself that you will get the right thing. The system of 'sending for orders' is unknown in France. Everybody goes to market there, and here lies another secret of the national success in cookery.

Certainly not the least important consideration is that of the relative wholesomeness of food cooked in what may be called the Anglo-French manner (real French cookery will probably never obtain popular favour with us) and of English cookery. For the first it is contended that it is light, digestible and appetitive, that it utilises every scrap of material, frequently makes comparatively insipid substances delicious, renders them far more nutritious, and is consequently more economical than plain roasting and boiling. There are few among us who cannot vouch for its being often so very plain

as to deprive meat, fish, and vegetables, wherever possible, of their flavour and succulence.

It has been said when things are at their worst they begin to mend; let us hope, then, our culinary miseries have culminated, and that, with the establishment of numerous schools for cookery, a new order of things may gain ground. It is altogether impossible to overrate the importance of establishing schools of practical instruction which must have the effect of spreading a knowledge, not only of scientific, but of simple cookery, based on proper principles. It is scarcely second in importance to the foundation of a new school of medicine; for this could only aspire to the cure of disease, whereas it is the highest attribute of good diet to prevent it.

A learned antiquary, Dr. Samuel Pegge, writing early in the last century, says: 'Cookery was ever reckoned a branch of the art medical; the verb *curare* signifies equally to dress victuals and to cure a distemper, and everybody has heard of Dr. Diet and Kitchen Physic.' He goes on to say that in older times cooks were often physicians, and were held in high reputation even in Athens. Close upon

our own times comes the practical and erudite Dr. Kitchener, with his testimony to the superior value of culinary skill. In his preface to the 'Cook's Oracle,' a book which in its time has been so useful, he says: 'If medicine be reckoned among the arts which dignify their professors, cookery may lay claim to an equal if not a superior distinction; to prevent diseases is surely a more advantageous art to mankind than to cure them.'

To ensure the success of a dinner, however small, attention should be given so to arrange it that it shall not be beyond the resources of the cook; if, for instance, two roasts, a joint and game, are ordered, when she has but a single range at her command, one of the dishes will most likely be spoiled. It should also be borne in mind that it is often difficult, in some cases impossible, to keep a number of saucepans and stewpans all at a proper temperature at one time; and a lady should, in ordering dinner, consider the capabilities of her range as well as the capacity of her cook. No doubt clever cooks are great at contrivances and do wonders in emergencies; but disappointment will, as

a rule, be the fate of those who trust to makeshifts in culinary matters. It will be observed, in the following *menus*, that care has been taken to make them suitable, not only to small incomes, but to small establishments, and that they are so arranged as to divide the work between the roasting fire, the oven, and the stewpan.

The number of diners contemplated is four to six.

In case it may not be convenient to use any one bill of fare entire, a number of supplementary recipes are given, from which a suitable choice may be made.

It is hoped that the novel plan of giving the recipes for each dish, together with the bill of fare, will prove useful, as it will enable ladies to see at a glance of what they are composed, and the method of their preparation.

Recipes are given for every kind of preserve, condiment, or flavouring used in the dishes. The attention of the housewife is directed, not only to the superior delicacy imparted to all sauces and sweets by such home-prepared things, but to their economy

and purity. To such little matters as these most housekeepers can give some attention. It were, indeed, greatly to be wished that the fashion of our grandmothers' time would revive, and ladies vie with each other in the art of preparing delicacies for the table. Not until it does, not until a practical acquaintance with the culinary art shall be considered a necessary part of every woman's education, will books or schools of cookery have any appreciable effect.

It cannot be too strongly urged upon the ladies of the middle classes, that there never was a time when it was so necessary for girls to be instructed in every branch of domestic economy. We cannot misread the signs of the times, or doubt that, unless the men of the next generation can find useful wives, matrimony will become even a greater difficulty for them than it is now. All knowledge and accomplishments have their time and place, but domestic management is universally required; and can any other study or accomplishment bear such abundant fruit or go so far to secure health, happiness, and comfort for husband and children? Let

all be sure that she who in these days of expensive living shows how the best use can be made of cheap material, and who in any measure helps to revive what threatens to become a lost art in the home, does a work which far outweighs any within the power of woman.

MARY HOOPER

February, 1874.





CONTENTS.

GENERAL REMARKS ON COOKING AND SERVING DINNERS . . .	PAGE 3
------------------------------------------------------	-----------

JANUARY.

Calf's Tail Soup . . .	PAGE 21	Stewed Pheasant . . .	26
Turbot à la Reine . . .	23	Lemon Omelets . . .	27
Fillet of Beef . . .	24	Lemon Paste . . .	27
Roasted Artichokes . . .	26	Chestnut Cream . . .	28

FEBRUARY.

White Celery Soup . . .	31	Cauliflower au gratin . . .	33
Cod-fish à la Royale . . .	31	Roasted Hare . . .	34
Veal Cutlets . . .	32	Sultana Pudding . . .	35
Sauce Robert . . .	33	Chocolate Soufflé . . .	36

MARCH.

Chicken Giblet Soup . . .	39	Salmi of Wild Duck . . .	41
Scolloped Collops . . .	39	Norwood Pudding . . .	42
Rolled Loin of Mutton . . .	40	Strawberry Soufflé . . .	43
Glazed Onions . . .	41		

APRIL.

Mutton Soup . . .	47	Spinach à la Reine . . .	50
Whiting à la Hollandaise . . .	48	Fricassee of Rabbit . . .	51
Imitation Dutch Sauce . . .	48	Alexandra Lemon Pudding . . .	51
Roulade of Veal . . .	49	Castle Cream . . .	53

MAY.

	PAGE		PAGE
Macaroni Soup	57	Potatoes à l'Italienne	60
Rolled Herrings	58	Stewed Pigeons	60
Asparagus Eggs	59	Almond Cream	61
Beef Cutlets	59	Orange Fritters	

JUNE.

Lobster Soup	65	Raspberry and Currant Tart	67
Neck of Lamb à la Jardinière	65	Cheese Fondue	68
Chicken and Onions	66		

JULY.

Vegetable Marrow Soup	71	Purée of Peas	73
Salmon Cutlets	71	Orange Pudding	74
Boned Shoulder of Lamb	72	Snow	74
Braised Duck	72		

AUGUST.

Clear Gravy Soup	77	French Beans Sautés	81
Stewed Eels	78	Apricot Pudding	81
Lamb's Fry	79	Lemon Sponge	81
Neck of Venison	80		

SEPTEMBER.

Sorrel Soup	85	Brussels Sprouts	88
Baked Haddock	85	Victoria Pudding	88
Stewed Knuckle of Veal	86	Lemon Cream	89
Roasted Rabbit	87		

OCTOBER.

Veal Broth	93	Tomato Sauce	95
Fillets of Cod	93	Braised Partridges	96
Caper Sauce	94	Custard Pudding	96
Brown Caper Sauce	94	Raspberry Jelly	97
Roasted Steak	94		

NOVEMBER.

	PAGE		PAGE
Mulligatawney Soup . . .	101	Potato Croquets . . .	105
Soles with Oysters . . .	102	Roast Wild Duck . . .	105
Oyster Sauce	102	Lemon Pudding	106
Neck of Mutton à la Duchesse	103	Crème du Thé	107

DECEMBER.

Palestine Soup	111	Jugged Haro	114
Fillets of Sole à la Reine . .	111	Mince Pies. The Mincemeat	115
Stewed Beef à la Jardinière	112	Puff Paste	115
Pork Cutlets	113	Tipsy Cake	118

ORIGINAL RECIPES.

SOUPS AND SAUCES.

Soup Making	121	Butter Sauce	129
Gravy Soup	122	Parsley Sauce	129
Cheap Gravy Soup	123	Brown Butter Sauce . . .	130
Ox Tail Soup	124	White Sauce	130
Ox Cheek Soup	124	Bread Sauce	131
Soup Julienne	125	Onion Sauce	131
Mock Turtle Soup	125	Apple Sauce	131
Green Pea Soup	126	Horse-radish Sauce . . .	132
Hare Soup	127	Mayonnaise Sauce . . .	132
Glaze	127	Salad Dressing	133
Brown Gravy	128		

FISH.

Baked Salmon	137	White Bait	141
Salmon Cutlet en Papillote .	137	Potato Case with Lobster .	142
Fillets of Salmon with Potatoes	138	Scolloped Oysters	142
Sole au gratin	138	Soft Cod Roe Fried . . .	143
Sole à la Hollandaise . . .	139	Cod Roe à la Hollandaise .	143
Boiled Haddock with Mush- rooms	139	Another Way	144
Eels à la Reine	140	Scolloped Cod Roe	144
Baked Whiting	140	Fish Balls	145

MEAT DISHES.

	PAGE		PAGE
Fillet Steaks with Potato Chips	149	Breast of Lamb Cutlets	167
Fillet Steaks with Mushrooms	150	Sweetbreads	168
Fillets of Steak with Fried		Calf's Head	168
Bread	150	Veal Cutlets à la Polonaise	169
Beef Olives	151	Chump End of Loin of Veal	170
Rump Steak Pudding	151	Rechauffé of Roast Veal	170
Beef or Mutton Puffs	152	Fricassee of Knuckle of Veal	171
Cottage Pie	152	Minced Veal	172
Haricot of Ox Cheek	153	Potato Hash	172
Ox Cheek Pie	153	Liver à la Francaise	173
Ox Heart	153	Brains	173
Tripe with Onions	155	Dry Curries	174
Tripe Sauté	156	Pork and Kidney Pudding	174
Mutton Cutlets	156	Forcemeat	175
Neck of Mutton Cutlets	157	Sausage Balls	176
Scrag of Mutton à la Russe	158	Curried Forcemeat Balls	177
Sheep's Head	159	Forcemeat Pie	177
Sheep's Head Scotch Fashion	160	Forcemeat Pudding	177
Sheep's Head à la Russe	161	Forcemeat Balls for Soups and	
Breast of Mutton	161	Garnish	177
Sheep's Hearts Stewed	162	Rice Case with Forcemeat	178
Sheep's Hearts Roasted	163	Forcemeat Rissoles	178
Mutton Pudding	164	Rissoles	179
Devonshire Pie	165	Queenelles	179
Mutton Pasty	166	Patties	180

POULTRY AND GAME.

Roast Game and Poultry	183	Stewed Chicken Giblets	186
Braised Fowl	184	Chicken Giblet Pie	187
Fricassee of Fowl with Button		Mayonnaise of Chicken	187
Onions	184	Fillets of Hare	187
Chicken Legs en Papillotes	185	Curried Rabbit	188
Devilled Fowl	186		

VEGETABLES AND SALADS.

	PAGE		PAGE
Potatoes au gratin . . .	191	Fried Parsley . . .	194
Potatoes à la Maître d'Hotel	191	Baked Mushrooms . . .	195
Stewed Vegetable Marrow	192	Fried Mushrooms . . .	194
Vegetable Marrow Stuffed .	192	Stewed Mushrooms . . .	195
Stuffed Tomatoes . . .	193	Salad	196
Purée of Haricot Beans . .	193	Tomato Salad	196
Stewed Celery	194	Dressed Beet Root. . . .	197

SAVOURY MACARONI, RICE, OATMEAL, EGGS, &c.

Macaroni au gratin . . .	201	Hard Boiled Eggs with Onions	206
Macaroni with Bacon . . .	201	Curried Eggs	206
Macaroni with Onions . . .	201	Eggs aux Fines Herbes. . .	207
Savoury Macaroni Pudding	202	Eggs with Mushrooms . . .	207
Macaroni with Cheese . . .	202	Ground Rice Dumplings. Sub-	
Savoury Rice Pudding . . .	202	stitute for Potatoes . . .	207
Savoury Oatmeal Pudding .	203	Light Dumplings	208
Savoury Tapioca	203	Cheese Canapees	208
Savoury Rice	203	Cheese Straws	208
Savoury Bread Pudding . .	204	Cheese Fondue	209
Fried Bread	204	Cheese Crab	209
Fried Bread Crumbs . . .	205		

PUDDINGS, CREAMS, &c.

Remarks on Pudding Making	213	Semolina Pudding	221
Whites of Eggs	213	Roderigo Pudding	221
Sweet Omelet	216	Sweet Macaroni	222
Omelet Soufflé	217	Parsonage Puddings	222
Sponge Soufflé	217	Apple Charlotte	223
Queen's Pudding	217	Friar's Omelet	223
Orange Custard Pudding . .	218	Welsh Cheesecakes	223
Princess's Pudding	218	Hastings Pudding.	224
Rice Pudding à la Reine . .	219	Rich Plum Pudding	224
Plain Rice Pudding	219	A Nice Plum Pudding	225
Rice Pudding	219	Children's Plum Pudding . .	225
Apple and Rice Pudding . .	220	Carrot Plum Pudding	225
Tapioca Pudding	220	Plum Pudding for the Poor	226
Rich Tapioca Pudding . . .	221	Sauce for Rich Pudding . .	226

	PAGE		PAGE
Brandy Sauce	226	Rice Cream	232
Sauce for Plain Plum Pudding	227	Rice à la Condé	232
Fig Pudding	227	Shape of Rice	233
Fruit Pudding	227	Shape of Ground Rice	233
Second Day Pudding	228	Apple Fool	234
Damson Layer Pudding	228	Apples à la Princess	234
Trifle	229	Stewed Pears with Rice	235
Tipsy Dish	230	Apple Cake	235
Lemon Jelly	230	Stewed Prunes	235
Imitation Lemon Cream	231	To Boil Rice	236
Rum Cream	231	Boiled Flour	236
Vanilla Cream	232		

PRESERVES, EXTRACTS, SYRUPS, LIQUEURS, PICKLES, &c.

Raspberry and Cherry Jam	239	Curaçoa	246
Strawberry and Raspberry Jam	240	Noyeau	247
Apricot Jam	240	Crème de Pêche	247
Rhubarb Jam	240	Ginger Cordial	248
Red Currant Jelly	241	Cherry Brandy	248
Apple Marmalade	241	Pickled Walnuts	249
Another Way	242	To Pickle Gherkins	249
Nutmeg Extract	242	Pickled Onions	250
Clove Extract	242	Pickled Cucumbers	250
Vanilla	242	Pickled Mushrooms	251
Extract of Seville Orange Peel	242	Chutney	251
Almond Flavour	243	Colouring	252
Extract of Lemon Peel	243	Garlic Extract	252
Lemon Syrup	243	Shalot Vinegar	253
Capillaire or Simple Syrup	244	Tarragon Vinegar	253
Raspberry Syrup	245	Chili Vinegar	253
Cherry Syrup	245	Prince Alfred's Sauce	254
Raspberry Vinegar	245	Herbaceous Seasonings	254

INDEX	257
-----------------	-----



*GENERAL REMARKS ON
COOKERY AND SERVING DINNERS*

30





GENERAL REMARKS ON COOKERY AND SERVING DINNERS.

THE great art of all cookery, whether of a simple or elaborate character, lies in making the most of the material under treatment, so as never to abstract either flavour or nourishment, and whenever possible to augment both. This, especially in the case of vegetables, is but little understood in England, where their use and value are, by cooks at least, so under-rated that care or attention in their preparation is not considered necessary. Thus from year's end to year's end the potato appears on our tables in no other form than plain boiled, to our great loss, for if cooked in any one of the ways in which fat can be employed it is not only rendered more nourishing, but more digestible.

Many persons with whom plain boiled potatoes disagree can eat them, if, after being half-cooked by boiling, they are browned in the oven or before the fire with a little fat. If, however, one proposes the use of a little butter in cooking vegetables one is accused of

extravagance, yet people never consider how far more extravagant it is to waste good food by the careless manner of its preparation. Take for instance cabbage and greens of all sorts. Under the most approved treatment they are generally boiled with so much soda as to extract all flavour, leaving only a mass of watery pulp, which, if eaten with meat, destroys its savour and relish. The use of that inexpensive article a vegetable presser is comparatively rare, and it is not easy to press out all the water by any other of the rough and ready means generally employed.

Vegetable marrow, again, is, as a rule, so treated as to render it most insipid. The method of cooking most in vogue, of course, because considered the least trouble, is to cut the marrow in slices and boil them in water, with, if by good luck it is not forgotten, a little salt. In this way vegetable marrow is utterly ruined. The proper manner to cook it quite plainly is to prick it with a fork and boil it whole, and when done to cut it into quarters, take out all the seeds, gently press out the water, without breaking the marrow, and serve either with butter sauce or dissolved butter poured over it. A still better way is, after preparing the marrow as above, to put it into a stewpan with a little butter, pepper and salt, and toss it over the fire for five minutes. Indeed, this simple *sauté* of most vegetables is greatly to be recommended. Not to multiply instances further, the onion shall conclude

the list of vegetable grievances. If you recommend the use of this wholesome nourishing vegetable, you are generally met with an expression of disgust, or an assurance that 'it does not agree with us.' But, why does it disagree with people? Because it is generally only half-cooked, or in such a manner as to make it strong and indigestible. Properly cooked, onions rarely disagree with anyone, and are indeed in some cases very valuable for invalids. One of the best and most simple ways of dressing onions is to boil them in water with a little salt until so tender they can be pierced with a straw. They may be served thus as an accompaniment to almost any meat dish, or, when drained, may be simmered for a few minutes in a little gravy, butter sauce, or a small piece of butter with pepper and salt. When onions are fried they should first be parboiled, then no unpleasant consequences after eating them need be apprehended. The water in which onions are boiled should never be thrown away, it is a useful addition to soups and gravies.

There is even more cause to complain of the wasteful treatment of fish than of vegetables, because the water in which the latter are boiled, with few exceptions, is useless; but the liquor in which fish has been boiled very often contains a great deal of savour and nourishment, yet is very rarely put to any use. It makes an excellent basis for soup, and when not required for this purpose should be kept from time to time, and used for

again boiling or stewing fish, which thus gains instead of losing its fine qualities, as it does to a great extent when boiled in plain water. Warmed every day and put into clean vessels fish liquor will keep for a considerable time, even in hot weather. The bones of fish are useful for making stock for many purposes, and especially for that last mentioned. Soles are deprived of much of their flavour and are rendered dry by skinning; they should always be scraped. Much fish is wasted for want of the simple precaution of rubbing it over with a little vinegar; it may thus be kept good for days, and by properly wiping can be used for frying. All white fish is improved by this treatment, a very little salt being added if for use the same day.

We will but glance in this place at the great and universal waste of meat, the better plan being to show, as in the following recipes, how to economise in its use. As has before been said, the great object we have in view is to popularise other forms of diet than that which is comprised in the term 'plain roast and boiled.' In the former the waste is frequently enormous, especially in cases where the cook over-roasts the joints for the sake of securing to herself the perquisite of dripping, a perquisite, by the way, which no good housekeeper will concede. The cost of fuel for domestic purposes is now very great, and large fires are requisite for roasting joints weighing even eight or nine pounds. It is, therefore, a great point if dinners can be

cooked with less expenditure of heat and composed of less costly material than the aforesaid joints.

As a means of effecting great saving in roasting poultry, small joints such as loin of mutton, fillet of beef, or even a small Welsh leg of mutton, a shoulder weighing five or six pounds, &c., a kind of Dutch oven called a V oven, measuring fourteen by ten inches, is recommended. It has a sloping cover which is reversible, so that the meat can be constantly turned without being removed from the hooks; it also admits of basting with great facility. Any of the joints given in the bills of fare, as well as those mentioned above, may be roasted in this oven with a mere handful of fire, and will be found quite as nice as if done on the spit. These ovens can be procured of any ironmonger; the cost is seven and sixpence each; they can be used with any kind of range. Anxious inquiries are being made on all sides for the most economical cooking ranges, and as to the comparative extravagance of the old-fashioned open range and the modern kitchener. It may safely be asserted that the former has no merit on the score of economy, and that it is not possible to cook by it so well as by a closed range. There are, however, some people who say that meat is not eatable roasted in a kitchener. As the result of experiments it has been found that the best judges are unable to detect the difference between a joint roasted before the fire and in an oven with proper ventilation. Everything, indeed, depends

on the principle of ventilation, and in this respect the plan of the first patentee, Flavel, of Leamington, has never been surpassed.

The great difficulty of introducing gas stoves into middle-class houses has hitherto been the cost of the gas, but Messrs. S. Leoni and Co. have now succeeded in obviating this difficulty, and their gas stoves, both as regards economy and efficiency of action, are deserving of all praise. It is always desirable to have a small gas stove in every kitchen, for occasional use when the fire goes out ; it is also most convenient for any little experiment the lady of the house desires to make.

Boiling meat is certainly more economical than roasting it, but then there are only legs of mutton, pork and lamb, and salted beef, which can properly be so treated. When the broth in which the three first mentioned are cooked is used, and providing the meat has not to be eaten cold, there is much to be said in favour of boiling, but in small families, or families with moderate means, these joints must now be regarded rather as a treat for high days than as daily fare. It must be understood that meat which has been cooked at boiling point, instead of just below it, has lost much of its savour, and is generally hard and indigestible. Boiled beef is so much relished by many persons that we hesitate to condemn it. Still the truth must be told ; it is neither so wholesome, nourishing, nor economical, as fresh meat. All the juices are ex-

tracted in the process of salting, and it is thus rendered hard and indigestible. The broth of boiled beef has no more value than plain salt and water, and it is a great error to suppose it will make a nourishing soup.

There can be no question that stewing is one of the best and most wholesome forms of cookery. But English cooks of this generation have very little knowledge of the art, and such stews as they prepare are generally wasteful and indigestible. Two causes contribute to this failure. The want of proper utensils and of knowledge how to regulate the temperature so that the contents of the stewpan are kept just below boiling point—or at that stage known as simmering. There are a number of pieces of meat now considered inferior, which, properly stewed, make exquisite dishes, and a good cook will send to table even the shin of beef as tender as a chicken. A celebrated physician has said that the action of the stewpan is very nearly like that of the stomach, and that it is a great gain when the first can be made to do some of the work often unduly assigned to the latter.

The great French novelist, who finished his literary labours by writing a voluminous cookery-book, says, ‘what would the culinary art be without the stewpan? It is, without contradiction, the favourite arm, the talisman, the good fortune of a cook;’ and he goes on to assert that the superiority of French cookery is due to ‘the honour with which the professors of the art invest the stew-pan.’

In large and well-appointed kitchens, cooks have every kind of utensil necessary for bringing their work to perfection. In smaller establishments, however, the case is frequently reversed; and hence, no doubt, one great reason that our national style of cookery remains so bad. In many kitchens copper stewpans are not to be found, and it is impossible to make any good stew or delicate sauce in iron saucepans, which, from long use, or it would be fitter to say misuse, have acquired a flavour of their own, which they impart to everything put into them. An idea prevails that copper utensils are dangerous and poisonous. If this were the case the whole French nation would have been poisoned ere this, for the abominable iron saucepan is unknown amongst them. Copper stewpans are, indeed, dangerous to health and even life if kept in a dirty state, or if things are allowed to get cold in them. But these accidents are so easily avoided, or rather arise so exclusively from the grossest negligence, that they can never be urged as valid reasons against the use of copper utensils. The outside of a stewpan is easily kept bright by the aid of polishing paste sold by all ironmongers. As to the inside, if, the moment the pan is done with, it be quite filled with water and a little soda or sand, or even fine ashes, put in and allowed to boil awhile, it almost scours itself and will require little more than wiping out. Iron stewpans lined with enamel are the best substitutes for copper, and in cases where it is

desired to avoid the trouble of keeping things bright may be preferable.

Broiling is an excellent method of cooking all small things which do not require to be exposed long enough to the fire to harden the surface. Few things surpass a well-broiled steak or mutton chop, and the only art required to serve either in perfection is to turn frequently over a clear fire. A very useful addition to the closed range is a small standard let into a square hole at the back and pierced at regular distances for a gridiron specially adapted to it, so that the height can be most conveniently regulated. Thus things which require to be cooked rapidly at first can be placed on the gridiron either over the fire or in hole number four of the standard, it can then be raised and the cooking finished by changing the gridiron to number one or two hole, as the case may be.

Great are the virtues and resources of the frying-pan; by its aid alone a superb dinner might be served. Yet vices, not its own, are often attributed to it. Meat, some say, is hardened in the process of frying, and one medical writer gravely says, 'frying is the least eligible mode of cookery, on account of the animal fat, butter, or oil which are necessarily used in this process.' Now when frying is properly conducted the fat in which things are fried no more enters into the substance of them than the water does into those which are boiled. It merely acts as

a vehicle for conveying heat, and if of a proper temperature (about 350) will never make anything greasy. Clarified 'pot top' is the best of all fat for frying, and clarified dripping answers well. A mixture of lard and clarified beef-suet can be used, failing these. In point of fact, things properly fried are not only very delicious, but as wholesome as when boiled or roasted. The great secret of frying well is to have plenty of boiling fat, and to immerse in it the article to be fried. A wire basket is most useful, as it ensures immersion and enables the cook thoroughly to drain away all fat. It is to be regretted that we have no English word which properly translates the French word *sauté* as applied in cookery, because the distinction between frying as just described in sufficient boiling fat to immerse, and tossing or lightly frying in a little butter, would then be better understood.

It is not always convenient or necessary to use a stew-pan half full of fat, and such small and delicate things as sweatbreads, brains, kidneys, and mutton cutlets are better *sautés* in a little butter. Any other kind of fat should be cautiously used to *sauté*, as it cannot be drained away as in frying, and will therefore impart its flavour to the article under treatment.

A word must be said in favour of macaroni, an article of diet somewhat neglected in England. When we remember that it is the principal food of a continental nation we cannot but feel surprised that it has had no popularity

with us. It is indeed only known to many people as a rich and indigestible dish with a tough covering of toasted cheese, and to others as a very insipid accompaniment to soup. Like many other simple things, potatoes and rice for instance, macaroni requires to be cooked with care and attention, and when these are bestowed it is not only delicious but nourishing. Excellent macaroni can be procured for fivepence a pound, and the best for sevenpence. An ounce is a liberal allowance for each person, whether as a sweet or savoury dish ; thus a good nourishing accessory to a dinner may be served at a halfpenny per head, which includes the cost of gravy, butter, or sugar and spices. Macaroni is not dearer in London than potatoes, and contains more nourishment in a smaller compass. It can be dressed in an endless variety of ways, for which a number of good recipes are given at the end of the book, and it is hoped macaroni may soon become as popular with all classes of the community as it deserves to be.

It is to be regretted that the use of *Hors d'œuvres*, even at our small family repasts, is so little understood. Many little delicacies of this kind are inexpensive, and often serve to stimulate the jaded appetite, and even when that is not necessary give variety to a meal and cause it to afford a satisfaction which is not without service to the digestive organs.

A few prawns or shrimps, a dressed cucumber or salad

with a minced anchovy, a mayonnaise of any kind of cold fish, a salad of cold vegetables with hard-boiled eggs, anchovy or caviar canapes, toast spread with potted meat or fish, grated tongue, or potted cheese may be used with advantage, besides a host of other excellent things to be obtained at good Italian warehouses.

Next in importance to cooking a dinner comes serving it properly. No matter how well the cook may have seasoned her dishes, if they are sent up cold, or with unwarmed plates, they are more than half spoiled, and no matter how expensive the feast, it cannot be enjoyed unless everything on the table is of spotless cleanliness. This principle, which must guide the service, will be the same whether the means of the entertainer are large or small.

The tablecloth must be of good rich damask, fine, smooth and glossy. A coarse cloth cannot be made to look well, and will detract from the appearance of everything put upon it. The table should always be ornamented with fresh flowers, or, when these are not to be had, green leaves with a few bright berries or evergreens and everlasting flowers may be very tastefully arranged. If possible, one of the wine-glasses should be coloured, red or green for hock or light wine, the other or others, as the case may be, of pure crystal. It is within the power of most people to furnish their tables with the elegant clear glass now in fashion. That having a small engraved star is particularly beautiful, and it is well if water-bottles, decanters,

tumblers and wine-glasses can all be used *en suite*. A water-bottle should be placed between every two persons, or if the party is small, at the four corners of the table. The same rule should be followed with salt-cellars and cruets. Unless the mistress has clever and trustworthy servants, she should herself see that the salt is fine and good, that the cruets are all filled and in order, especially that the anchovy sauce has not become encrusted round the neck of the bottle, and that the mustard-pot has been recently replenished. Table napkins should be as fine and large as can be afforded, and be neatly folded, so as to enclose a piece of light bread or French dinner roll. It is proper to have bread or roll of the day's baking, but staler should always be at hand for those who prefer it. It is as well to follow the old fashion, and especially in the case of having but limited attendance, of laying as many knives, forks and spoons as may be required—thus, a table-spoon for soup, fish knife and fork, large knife and fork, or two, dessert-spoon and fork for sweets, knife for cheese.

The dinner *à la Russe* is an elegant mode of service for those who have a skilful carver and plenty of waiters, but should never be attempted under other conditions. A hostess is bound to see that her guests are well and plentifully served, and this first rule of hospitality will best be insured if she herself undertake the duties of the table. In the case of small friendly parties, it is not desirable to

crowd the table with dessert dishes, however pretty they may be: it is better for vegetables and sauces to occupy the available space, and when there is but one waitress for the hostess to assist the guests, and they each other. Nothing is more absurd than for a guest to wait whilst the over-tasked attendant fetches what is required, when it might be readily passed by his next neighbour. Great care should be taken in the selection of cheese. Roquefort and Gruyere are the best of foreign cheese, and are not, because of the small quantity required of them, more expensive in the long run than fine English or even American cheese. It is customary now to serve these last grated, but whenever this is done small square cut pieces should be handed on the same salver. Butter, made into small neat pats, should be offered with cheese, as well as biscuits or pulled bread.

The kind of wine to be served with a dinner of moderate pretensions is a question of some importance. A general answer only, however, can be given, as it must or should depend on the means of the host. It is by far too common a practice to offer to guests a variety of wines with high-sounding names which really only disguise liquid poison. Nothing can exceed the treachery of asking people to dinner under the guise of friendship, and then giving them either to eat or to drink of that which may be injurious to health. Champagne, Amontillado sherry or old port should never be used by those who

cannot afford to pay a price that will insure purity, for it is only under exceptional circumstances that wines of a high class can be bought cheaply. All wines of a Rhenish character are suitable for dinner use. Sauterne and Chablis of good quality are not expensive, and good sound claret is within everybody's reach. Besides the wines of France and Germany, those of Hungary and Greece are admirably suited for such dinners as are proposed in this book. As a general rule, when Sauterne is served with fish, claret will do well with the other dishes, and a glass of sherry be acceptable with sweets and cheese. During the summer claret-cup may be served after a glass of sherry with the fish. Unless the claret is of a rich kind, which is unnecessary, not more than one-third water should be mixed with it, and it is a mistake to make the cup so sweet as to destroy the refreshing sharpness of the grape-juice.


With regard to dessert we would say have few dishes and those of the choicest. Do not, unless you can afford to pay extravagant prices, get fruit which is out of season. It rarely has its proper flavour, and it is ostentatious to place before your guests costly things merely as such. In the summer, for instance, a dish of freshly-gathered strawberries, and fine ripe cherries, with cakes for a centre, are ample for the dessert of a small dinner. Only in the intermediate seasons should dried fruits, compôtes and things of that kind be resorted to.

In winter, pears of the best growth—observing that two of the very large kind are enough for a dish—with apples and nuts make a good and sufficient dessert. Plain biscuits should always be on the table, in the biscuit canister of glass or silver. It is customary for coffee to be served before the ladies rise from the table. It should be sent up in very small cups, without cream or milk, and without being too strong be really *café noir*. After this, a small glass of *eau-de-vie* or liqueur may be offered; and the last will be more readily accepted if the host can give some little history of it, or say it was made by the hostess or under her superintendence.

In concluding these few observations let me beg all to remember that the excellence of a dinner does not depend on its costliness, but on the degree of care given to its arrangement and preparation. A kind-hearted and hospitable hostess can invest ordinary things with so much grace that her guests will rise from a small, well-served, inexpensive dinner with a sense of satisfaction wanting to many a costly banquet. In dispensing hospitality it should always be borne in mind that, in giving of the best according to our means, we greatly enhance its value by the practical evidence of good will which is shown in the trouble taken to insure the pleasure of our guests. In the quaint words of an old poet:—

Such a host, my friend, expends much more
In oil than cotton; solely studying love!

J A N U A R Y




CALF'S TAIL SOUP

TURBOT À LA REINE

FILLET OF BEEF—ROASTED ARTICHOKEs

STEWED PHEASANT

LEMON OMELETS—CHESTNUT CREAM





Calf's Tail Soup.

This soup will be a novelty to many persons ; and indeed the fact of calves possessing tails has been much overlooked by epicures and cooks, whilst the butchers, finding no general demand for the tails, have usually left them as perquisites for the men who collected the skins. One is inclined to envy those who have had the long and undisturbed enjoyment of these delicious *morceaux*.

It will probably be necessary to order the tails a day or two before they are wanted ; two will be sufficient for soup for six persons, and the cost should be very small. Having divided the tails into handsome pieces, in the same manner as that of an ox, dip them in milk, then in flour highly seasoned with pepper and salt, fry them until a delicate brown, and then stew for about two hours, or until perfectly tender, in a pint of well-seasoned stock with an onion, carrot, and turnip ; this liquor, when the fat has been removed, to be added to a good gravy soup, or one made as follows : Cut a pound and a half of beef from the neck into dice, fry in a little butter until brown, with a few bacon bones on which there is very little meat,

slice four onions and fry them also a nice golden colour. Upon the care with which this preliminary process is carried on will depend the excellence of the soup. Cut up a carrot and turnip and put with the meat, &c., into the soup-pot, with three pints of water, stock, or the liquor in which any fresh meat, fowl, or rabbit has been boiled; put a little water into the frying-pan, let it boil up in order that none of the colouring matter may be lost, add it to the soup, and, having skimmed, let it simmer gently for four hours. Half an hour before the soup is finished, put in a small piece of celery, or a good pinch of celery-seed tied in muslin. When done, strain the soup and press the meat and vegetables well with the back of a spoon, so as to extract all the moisture from them. Let the soup stand until cool enough to remove every particle of fat; when about to serve, let it boil, and stir in a dessertspoonful of Brown and Polson's corn-flour, and one of flour mixed smooth in cold water; if salt or pepper is required, add it, put in the pieces of tail with the liquor in which they were stewed, let all get hot together, and serve.

It is very usual to despise soup-meat as having had all the nourishment drawn out of it; but this is a great mistake, as in the fibre lies the chief strength. The meat and vegetables from which soup has been made should on no account be thrown away. If properly treated, an excellent meal for the family may be made. One good way

of serving it is, to place the meat and vegetables in a deep pie-dish, with a little gravy or butter sauce, season, and then put on a cover of mashed potatoes. Bake until hot through. Or, have ready some boiled potatoes, cut them into slices, also a well-cooked onion or two, put them with the soup-meat and vegetables, with enough broth or plain butter sauce to moisten them; let them simmer together for ten minutes, and serve.

Turbot à la Reine.

Choose about three pounds of the tail of a fine fresh turbot; rub it over with vinegar, pepper, and salt, and let it lie for two or three hours; then remove the bone, and put in its place the following stuffing:—Soak the crumb of a French roll in cold milk, squeeze it as dry as possible, put it in a stewpan with an ounce of butter, the yolk of an egg, a pinch of salt, and a grain of cayenne-pepper; work the mixture over the fire until it is smooth and compact, then take about half its weight in preserved lobster and mix together into a paste. If more convenient, a dessert-spoonful of Burgess's essence of anchovy may be substituted for the lobster. After putting in the stuffing sew up the fish, place it black side downwards in a well-buttered tin baking-dish with a quarter of a pint of Sauterne or other wine of the same character—sherry will not do—a teaspoonful of vinegar and ditto of essence of

anchovy, a pinch of pepper and salt, and an ounce of fresh butter. Bake for about an hour, basting the fish frequently with the liquor, taking care it does not become the least brown.

Have ready a good white sauce, made as follows :—Mix a tablespoonful of fine flour in two of cold milk; have ready a quarter of a pint of boiling milk which has been reduced from half a pint by slowly boiling, and mix it with the thickening; stir over the fire until a proper consistency; break in two ounces of fine fresh butter and the yolk of an egg, keep stirring five minutes longer, and then strain into the sauce the liquor in which the fish was cooked; perform this last part of the operation carefully, stirring briskly all the time. If you will afford them, a few oysters will be a great improvement to the sauce. Put the turbot on its dish, pour the sauce over, and serve.

If it is not convenient to use wine for cooking the turbot, substitute the given quantity of good white stock, with the juice of a lemon; or the bone taken out of the fish may be boiled and gravy made that will answer well for the purpose. A very small turbot may be cooked whole in this manner, and a brill is also very good.

Fillet of Beef.

Except in the shape of ‘fillet steak,’ fillet of beef is little used and less appreciated in England, whilst in France it

is much sought for, and esteemed as the most tender and digestible *morceau* in the whole ox. English people condemn it as tasteless; if it is, it is the fault of the cook.

Properly speaking, a fillet of beef includes the whole under-cut of the sirloin and rump; but as joints are cut with us, it is not possible to obtain it in one piece, therefore the under-cut of the rump alone must be bought, or the under-cut may be removed from a sirloin before roasting, without any prejudice to the upper side, and it can be treated in the same manner as the under-cut of the rump. From a fine rump of beef the fillet will weigh about four pounds; if charged as it usually is at steak price, it should have no skirt and little suet, and will be found an economical dish. Get the meat the day before you require to cook it, rub in a dessertspoonful of vinegar, very lightly pepper and salt, and hang in a cool place until wanted, then rub in a teaspoonful of the finest salad oil—*huile d'Aix* is best—and roast it slowly. It should be rather underdone. Have ready a nice rich brown gravy, the thickness of cream, and baste the fillet with it before the fire ten minutes before serving. Put it on a dish with the fat side uppermost—the carver will cut slices fillet-wise. Roasted artichokes may either be served in the gravy as a garnish to the fillet, or separately.

If the cook understands larding it is a great improvement, or, as a substitute, a thick slice of fat bacon fastened over the under-side of the fillet during roasting will be found good.

Roasted Artichokes.

Take a dozen large Jerusalem artichokes, wash, brush, and peel in the usual manner; then trim into the shape of eggs, all as nearly of a size as possible. Put into a tin baking-dish two ounces of butter, lard, or dripping, with a little pepper and salt; when the fat is melted, put in the artichokes and roast them for half an hour, either in a Dutch oven before the fire, or in the oven. They should be basted frequently and cooked rather quickly, and when done they will be a rich brown. If more convenient the artichokes may be fried.

The trimmings should not be wasted, but be used for making soup or *purée*.

Stewed Pheasant.

Prepare the bird as for roasting; stuff the crop with forcemeat, and flour the skin. Put two ounces of butter into a stewpan, then carefully fry the pheasant until nicely browned. This done, place round it half-a-dozen small onions cut in quarters, and a cupful of very strong, highly-seasoned gravy; cover the pan closely, then let it simmer very slowly for three-quarters of an hour, or until the bird is tender. Take it up and keep hot whilst you prepare the gravy; strain it and take off every particle of fat, thicken it with a little butter rolled in flour, let it boil up and serve round the pheasant.

Lemon Omelets.

These are not omelets proper, but an imitation of them. They have the advantage of being more easily prepared by an ordinary cook, and of being less rich than real omelets.

Beat up the yolks of four eggs, mix a teaspoonful of flour and dessertspoonful of Brown and Polson's corn-flour in two tablespoonfuls of cold milk or cream, and stir into the eggs. Pour on this half a pint of boiling milk, and, when ready for the oven, stir in the whites of the eggs beaten to a strong froth. Take four common pudding-plates, or, if you have them, tin dishes that will hold about the same quantity, and melt on each just sufficient butter to cover them, divide the omelet mixture pretty equally, and bake in a quick oven until well set. They should be done in ten minutes. Turn the omelet on to a hot dish, and spread over half of it about a teaspoonful of lemon paste, or, if that is not convenient, any nice preserve, fold over and sift a little sugar, serving it as quickly as possible.

The omelets may be flavoured with any essence, and are very good without the addition of preserve or lemon paste.

Lemon Paste.

Half a pound of finely powdered sugar, two ounces of butter, three eggs, two lemons.

Put the butter into a clean bright stewpan, melt, but do not oil it, then stir in the sugar, and when it is thoroughly dissolved add the eggs, beaten and strained, then put in the grated peel of the lemons and the strained juice, stir all together until it becomes as thick as honey. This mixture, covered down like jam, will keep in a cool dry place for some months.

Chestnut Cream.

Take a dozen fine chestnuts, remove the husks, and put them to boil in a quarter of a pint of milk slightly sweetened with lump-sugar. When quite tender, drain away the milk, and mash up the chestnuts with an ounce of sifted sugar and a few drops of essence of vanilla. Rub the chestnuts through a coarse tin gravy-strainer, keeping the *purée* as light as possible in order that it may look like vermicelli. Kent's patent potato masher and bread grater is admirably adapted for making this *purée*. Whip a quarter of a pint of thick cream until it is very firm, and place it in the middle of a glass dish, then strew the chestnuts over it, keeping it in as good a shape and as high as you can. The moment before serving, pour round the base some syrup of cherries slightly flavoured with vanilla. Soak a few dried cherries in brandy for an hour, and place at equal distances round the cream. If cherry-syrup is not attainable, currant-jelly made into a syrup with a little water can be substituted.

FEBRUARY



WHITE CELERY SOUP

COD FISH À LA ROYALE

VEAL CUTLETS SAUCE ROBERT

CAULIFLOWER AU GRATIN

ROASTED HARE

SULTANA PUDDING CHOCOLATE SOUFFLE





White Celery Soup.

Take three heads of fine celery, and having well washed and trimmed them, put them to boil with four onions in two quarts of any white broth or stock. When the celery is perfectly tender, rub it through a sieve, return it to the broth, and thicken with a dessertspoonful of corn-flour and one of flour mixed in a pint of new milk. Add a lump of sugar, and salt, if necessary, stir the soup until perfectly thickened, and then break in two ounces of fine fresh butter; when it is dissolved pour the soup into the tureen and serve.

It is usual with all white soups to serve separately fried bread, cut in dice, but when this is objected to the crumb of a French roll similarly cut should be substituted.

Cod-fish à la Royale.

Take the tail-end of a cod-fish, or the whole of a small fish may be similarly treated, pass a knife down each side of the back-bone, and then press in the following stuffing:—

Rub the crumb of a French roll through a coarse gravy-

strainer, have very finely chopped an ounce of beef-suet or cooked fat bacon, a pinch of dried parsley and sweet herbs, salt and pepper, mix with an egg and half a teaspoonful of essence of anchovy. Make half a pint of thin melted butter, squeeze into it the juice of half a lemon, pepper and salt lightly, add a teaspoonful of essence of anchovy and pour into a tin baking-dish. Lay in the fish, bake in a moderate oven for about an hour, basting frequently and taking care it does not brown. Should the sauce reduce too much and get thick in the process of cooking, add a little water, a bit of butter and a few drops of anchovy. When the fish is done, remove it to a hot dish and strain the sauce over it.

If the baking-dish is presentable, it is a good plan to serve the fish in it, as there is thus no loss of heat.

Veal Cutlets.

Get about two pounds of the best end of a neck of veal. Cut away the meat from the bones in one piece with a sharp knife, then divide it into neat cutlets about half an inch thick. Brush them over with the yolk of an egg, and then dip them in an equal quantity of finely sifted bread-crumbs and raspings highly seasoned with pepper and salt. Fry them quickly in a little butter, first on one side until a nice brown and then on the other.

Sauce Robert.

Fry the veal bones and trimmings with an equal quantity of bacon bones until a nice brown, then slice three large onions and fry them in a little butter a good golden colour, put all together into a stewpan with a pint of water, and let it boil until reduced to a quarter of a pint. Having removed the grease, let the gravy boil up, stir in a dessertspoonful of flour mixed in a little cold water or stock, then add an ounce of butter, stirring until melted, and finish with a good pinch of mustard mixed in a dessertspoonful of Prince Alfred's sauce (page 254), or other sauce of the same kind. Pour round the cutlets and serve

Cauliflower au gratin.

Wash a fine head of cauliflower. If placed in a pan of lukewarm water, with the flower downwards, any insect in it will get into the water. The usual method of adding salt to the water is not good, as it frequently causes the insects to die in the vegetable.

Take away all the green and divide the cauliflower into neat branches; boil these in salt and water until tender. Drain them and dip each piece in dissolved butter, and afterwards in finely sifted raspings mixed with a little pepper and salt. Then arrange them in a tin dish, and put in the oven for five minutes, or until a nice rich brown, and garnish the cutlets with them.

Roasted Hare.

A small hare may be roasted with great ease in the V oven, and it will be found more juicy than when cooked in any other way. Make a rich stuffing of equal quantities of sifted bread-crumbs, and beef-suet, chopped very fine. To half a pound put a dessertspoonful of chopped parsley, a small teaspoonful of dried sweet herbs, the grated rind of half a lemon, a pinch of black pepper and nutmeg, and half a teaspoonful of salt. Mix together with egg and sufficient port wine to make into a smooth compact paste. Put it into the body of the hare and sew it up tightly. Fasten over the back of the hare with twine slices of fat bacon half an inch thick. Lay it in the oven and baste frequently with lard. It will take about an hour. When nearly done, remove the bacon from the back, and drain all the fat from the pan. Tie two ounces of butter in a piece of muslin, and as the hare lies before the fire, pass the butter over it again and again, until it becomes nicely browned and frothed, or it may be basted with butter. Pour round the dish the gravy that may be in the pan, as some epicures prefer this, others like a good beef gravy flavoured with port wine. As tastes vary so much, it is best to have a boat of good plain beef gravy, and another of liver sauce, made as follows:—

Take the liver, heart, and kidneys of the hare, fry in butter until brown, then boil in a quarter of a pint of

strong gravy with one onion. When the liver is tender, break it up and rub it through a fine sieve, or pound it in a mortar, strain the gravy on to it, and when it has boiled up together add a glass of port wine and currant-jelly to taste, with sufficient cayenne to make it rather hot. When the hare has been properly basted, the bacon used to cover the back will not have become unfit for use. It will serve for making stuffing, as an addition to rissoles, or will be very good eaten cold.

Sultana Pudding.

Butter a pint mould or basin. Lay on it thickly fine Sultana raisins, which have been carefully wiped and picked, then fill up the basin lightly with the crumb of a French roll cut in rounds, shred an ounce of suet finely, and strew over each round. Fill up the mould with a custard made of two eggs and half a pint of milk (see 'remarks on Pudding Making'), flavoured with a little ground cinnamon and lemon extract. A little finely shred lemon candy peel is an improvement to the pudding, it should be placed at the bottom of the basin. This pudding is best steamed, and should be ready in an hour and a quarter; if, however, it must be boiled, it should be done very slowly, and with sufficient water to reach half-way up the pudding-basin.

For sauce, dissolve six lumps of sugar in a tablespoonful

of boiling water, add a wine glass of Marsala or sherry, put it into a jam-pot, and set it in a saucepan of boiling water to get hot; just before serving the pudding pour it round the base.

Chocolate Soufflé.

Two tablespoonfuls of flour.

Two tablespoonfuls of powdered loaf sugar.


Two ounces of butter.

A quarter of a pint of milk.

Stir together over the fire until it boils. Then let it become nearly cold, and stir in the yolks of four eggs and two bars of chocolate finely grated, or a quarter of an ounce of Van Houten's cocoa, which is the best of all manufactured cocoa. When ready for the oven, add the whites of the eggs beaten to a strong froth. Bake three-quarters of an hour. If preferred, the chocolate may be omitted, and the soufflé flavoured with vanilla.



M A R C H



CHICKEN GIBLET SOUP

SCOLLOPED COLLOPS


ROLLED LOIN OF MUTTON

GLAZED ONIONS

SALMI OF WILD DUCK

NORWOOD PUDDING

STRAWBERRY SOUFFLÉ





Chicken Giblet Soup.

The giblets of fowl are generally to be bought at a very moderate cost at the poulterers in large towns, and not only do they make an excellent soup, but, properly prepared, will answer for several delicious dishes. Procure three or four sets of giblets, and having washed and afterwards dried them in a cloth, flour and fry them with a pound of gravy beef cut into dice, four large onions sliced, and two or three bones from which streaked bacon has been cut. Set the whole to boil in two quarts of water, or stock if you have it. After you have skimmed it let it boil gently for three hours. When done, strain the soup, and when cold, remove all fat from it. Pick out all the chicken livers from the rest of the soup-meat, and pound them till perfectly smooth, rub them to a paste with two ounces of butter and one of flour, mix with a little of the boiling soup, stir all together, let it boil up for a minute and serve.

Scolloped Collops.

When you buy them, choose those which have not opened their shells. When carefully taken off the shell,

wash them very thoroughly to cleanse them from the sand, which is generally present in large quantity. Prepare a sauce, say for half a dozen collops, with one tablespoonful of corn-flour, and one of flour, mixed in two tablespoonfuls of cold milk, stir it over the fire with four or five of boiling water until it begins to get very thick, then add two ounces of butter, and continue stirring until perfectly smooth, add a little salt and cayenne pepper, and put the collops into it, butter a deep tin dish, lay on it a thin layer of finely sifted bread-crumbs, then arrange the collops on it and cover them well up with bread-crumbs. Spread dissolved butter over the top, and bake slowly for three-quarters of an hour, increasing the heat the last ten minutes in order to brown it.

Rolled Loin of Mutton.

With a sharp knife remove all the bones from three pounds of the best end of a loin of mutton, cut away the fillet from the bones, mince it very finely, add an equal weight of bread crumbs, a shalot scraped and minced, a little fresh parsley chopped, pepper and salt, and enough egg to bind it. Place this on the mutton, bind it up lightly with tape, rub the outside with flour, pepper and salt, and roast slowly in the V-oven, or in any other way you choose. Fry the bones with onions until brown, and make them into a good gravy, with a little stock, and any

morsels of meat you happen to have. Thicken the gravy and pour round the meat. Garnish with stewed or glazed onions.

Glazed Onions.

Choose small ones, as nearly the same size as possible. For a dozen onions put an ounce of butter, an ounce of lump-sugar, a little salt and pepper, and sufficient gravy to cover the onions. Put in the onions and let them boil gently until done, then take them out and set the gravy to boil sharply without the lid of the stewpan until reduced to a glaze, then thoroughly coat the onions by shaking them in it. Place round the mutton, taking care not to let them be covered with the gravy.

Salmi of Wild Duck.

There are two important matters to be observed in making a salmi or hash. The first that the gravy shall be rich and appropriate, well flavoured with the game of which it is made, and thick, but not as English cooks are so fond of thickening, with uncooked flour. The second that the game shall be made hot through, but not boiled or even simmered. In the case of a salmi of wild duck this last rule must be carefully observed, for wild duck overdone is utterly spoiled.

Lightly roast two wild ducks, let them get cold, cut

them up into joints, skin them, reserve all the best pieces for the salmi, and use the other portion with the skin for the gravy. Put the trimmings of the ducks into a stewpan with a pint of plain beef gravy, half a pint of Bordeaux wine, three onions fried to a golden colour, a small bundle of sweet herbs, four peppercorns, two cloves, two shalots, a lump of sugar and a pinch of salt. Boil gently for two hours until reduced to a pint, having taken off the fat let the gravy boil up, and then mix gradually with it an ounce of butter and an ounce of flour that have previously been well worked together over the fire into a smooth paste. Set the stewpan without the lid over a sharp fire, and let the gravy boil until reduced to half a pint, then put in the pieces of duck; let them get hot through, and serve with fried bread round the dish.

Norwood Pudding.


Butter a tart-dish. Cut the crumb of a stale French roll into thin slices, and over each spread a layer of the following mixture:—An ounce of finely sliced beef-suet, half an ounce of bruised candy peel, chopped almost to dust, three tablespoonfuls of apple marmalade, or of baked apples sweetened, and four bitter almonds pounded; mix all well together. Having arranged the slices of roll neatly in the dish, pour over a custard made of an egg and half a pint of milk (see remarks on pudding making),

sweetened and flavoured with brandy or Curaçoa. Let the pudding bake in a slow oven for two hours, turn it out of the dish, and sift white sugar over it.

Strawberry Soufflé.

Spread strawberry jam about half an inch thick at the bottom of a tart-dish. Make a custard as follows:—Pour on the yolks of four or five eggs half a pint of boiling cream or milk, stir it over a slow fire until it becomes thick, taking care it does not curdle; sweeten lightly and add a few drops of almond flavouring. Put the custard over the jam, and on the top of it the whites of the eggs whisked to a very strong froth. Sift some fine sugar over the soufflé, and put it in a slow oven until it assumes a pretty golden colour. Serve cold.





APRIL



MUTTON SOUP


WHITING A LA HOLLANDAISE

ROULADE OF VEAL SPINACH A LA REINE

FRICASSEE OF RABBIT

ALEXANDRA LEMON PUDDING

CASTLE CREAM





Mutton Soup.

Get a perfectly fresh sheep's head, dressed with the skin on, soak it in tepid water, take out the tongue and brains, break all the thin bones inside the cheek, and carefully wash it in several waters. Put it on in a quart of water with a teaspoonful of salt, and let it boil ten minutes. Pour away this water, and put two quarts more with one pound of scrag of mutton, cut up six onions, two turnips, two carrots, a sprig of parsley, and season with pepper and salt. Let it boil gently for four or five hours, when the head and neck will not be too much cooked for the family dinner, and may be served tossed up either in parsley or onion sauce. Strain the soup, let it cool so as to remove every particle of fat. Rub the vegetables through a sieve to a fine *purée*, mix a tablespoonful of corn-flour in a quarter of a pint of milk, make the soup boil up and stir it in with the vegetables. Have the tongue boiled until very tender, skin and trim it, have the brains also well cooked and chop or pound them very fine with the tongue, mix them with an equal weight of sifted bread-crumbs, a tablespoonful of chopped green parsley, pepper, salt, egg, and if necessary a small quantity

of flour to enable you to roll the mixture into little balls. Put an ounce of butter into a small frying-pan, and fry the balls until a nice brown, lay them on paper before the fire to drain away all the fat, and put them into the soup after it is poured into the tureen.

Scald and chop some green parsley and serve separately on a plate.

It is generally necessary to order a sheep's head with the skin on a day or two before you require it. It is to be regretted they are ever skinned, as much nourishment is thereby lost.

Whiting à la Hollandaise.

Get whiting which are too small for the usual method of frying, and consequently to be had cheap. They must not, however, be smaller than a large herring. Having cleaned but not skinned the fish, very lightly sprinkle with salt and pepper and allow them to remain for an hour. Then put them in the fish-kettle, with boiling water and a tablespoonful of vinegar. Let the fish simmer very gently from eight to ten minutes, take them up, being careful to drain thoroughly. Serve them with the following sauce:—

Imitation Dutch Sauce.

Mix a tablespoonful of fine flour in two of cold water, stir it into half a pint of fast boiling water,

stir over the fire until properly thickened, then add a pinch of salt, two ounces of butter broken up, and when well mixed the juice of half a lemon, or a teaspoonful of vinegar; lastly, put in carefully the yolks of two eggs lightly beaten, and having stirred over a slow fire for five minutes serve in a tureen.

The sauce should be as thick as very good cream.

Roulade of Veal.

Take about three pounds of the best end of a neck of veal, with a sharp knife remove the bones, lay the meat flat, and sprinkle it over thickly with chopped parsley, sweet herbs, and pepper and salt. Lay over this very thin slices of fat bacon, and then roll up the meat, tying it into shape with broad tape. Rub over the outside of the meat with lard or bacon fat, a little pepper and salt, and flour, and roast quickly for about an hour and a half, basting it very frequently. It must be beautifully brown on all sides. Make a gravy of the bones taken from the meat, by frying them with a bacon bone or two, a quarter of a pound of gravy beef, and three onions, boil in a pint and a half of stock or water, and in about an hour add a sprig of marjoram and thyme. When reduced to a pint, strain and take off all the fat, thicken the gravy with a very little corn-flour, and let it boil until reduced to half a pint; if necessary, add salt and a little pepper. When

the meat is done, place it in a dish before the fire, and baste it for ten minutes continually with some of the gravy. Then remove it on to the dish on which it is to go to table, and pour over the remainder of the gravy.

Garnish with spinach à la reine.

Spinach à la reine.

Wash and pick three or four pounds of spinach, taking care that it is perfectly free from grit, and that no stalks are left on the leaves. Drain the spinach and put into a large saucepan, with a teaspoonful of salt, no water, set it over the fire, cover with the lid until the juices begin to draw, then remove it and stir the spinach occasionally to prevent its burning. Let it boil until perfectly tender, drain it in a sieve until dry. Then place in a stewpan with an ounce of butter, a tablespoonful of cream, or if more convenient rich thick gravy may be substituted, stir until the vegetable becomes dry, make any nice little mould, not larger than an egg-cup, very hot, and press some of the spinach into it; turn it out, and repeat the process until you have enough cakes to garnish your dish. Or the spinach may be put into a vegetable presser, and when turned out cut into neat shapes.

Fricassee of Rabbit.

Boil a good size rabbit in a quart of stock or water, with a quarter of a pound of streaked bacon, two onions, a sprig of thyme and marjoram, a pinch of salt and pepper. When tender, take out the rabbit and bacon, cut up the former into neat joints, reserve all the best for the fricassee, put back the head, neck, and all unsightly pieces into the liquor, let it boil until reduced to a pint, then strain it off and take off every particle of fat. When this is done, again allow the gravy to reduce to half a pint, then put in the joints of rabbit, with a sprig of parsley, thyme, and marjoram, and let it simmer for half an hour; take or strain out the herbs, add a pinch of grated nutmeg and lemon peel, and thicken the gravy, either with a cupful of cream or milk with a dessert-spoonful of corn flour; if milk is used, stir in an ounce of fresh butter. Cut up the bacon boiled with the rabbit into very thin neat slices, let it get hot in the fricassee without boiling, arrange neatly on the dish, and serve with the rabbit.

Alexandra Lemon Pudding.

Brush over a pint pudding-basin or mould with dissolved butter, and line it with the crumb of a French roll, cut into thin slices, and thickly spread with lemon paste (see

page 27). Make a liquid custard of half a pint of new milk and two eggs, sweeten, and grate a little lemon peel into it, fill up the basin with it, and place a layer of roll on the top, cover with a paper cap, and set it in a stewpan with sufficient boiling water to reach half-way up the basin. Let it stand closely covered at a heat just below boiling point for an hour. The excellence of the pudding depends very much on the care with which this direction is observed. If the pudding be allowed to boil, the custard will mix with the bread and it will be tough, if, on the contrary, the water be not kept just below boiling point, the custard will not set and the pudding will be watery.


If preferred, sponge finger biscuits, two ounces, may be substituted for bread, but when they are used only one egg is required for the custard.

When the pudding is turned out of the mould, pour the following sauce round the base:—A teaspoonful of corn-flour, one of flour; mix with a tablespoonful of cold water. Dissolve about six lumps of sugar in a quarter of a pint of boiling water, and pour over the flour. Let it just boil, then stir in a small pat of butter, a few drops of lemon flavouring, and the juice of half a lemon. If lemons are scarce a pinch of citric acid may be substituted.

Castle Cream.

Make half a pint of milk or cream into custard, with the yolks of two or three eggs, in the same manner as for strawberry soufflé, sweeten and flavour with brandy or curaçoa and a little lemon peel. Soak a quarter of an ounce of gelatine in three tablespoonfuls of milk, let it boil until dissolved in the vessel in which the custard was made, and when both are nearly cold mix well together. Have ready two ounces of dried *glacé* cherries and any other nice dried fruit you may have cut small, an ounce of ratifias and a sponge cake cut into squares, all soaked in brandy or curaçoa, the fruit for an hour or two, the cakes for a few minutes. Arrange some of the cherries at the bottom of a pretty mould, then put a little custard, then cakes, cherries, &c., and so repeat until the mould is full. This must be made the day before it is wanted. It is a delicious sweet, and very easily turned out of the mould. When on its dish, pour round the base a little fruit-syrup; cherry or raspberry is best, but if you have none, dissolve a little currant-jelly in an equal quantity of water.

This cream is very delicious flavoured with vanilla, but when used the fruit and cakes must be soaked in cherry-brandy or brandy, not curaçoa.



M A Y



MACARONI SOUP


ROLLED HERRINGS

BEEF CUTLETS POTATOES À L'ITALIENNE

ASPARAGUS EGGS STEWED PIGEONS

ALMOND CREAM ORANGE FRITTERS





Macaroni Soup.

This is merely a good gravy soup well flavoured with vegetables and slightly thickened with corn-flour. The chief matter for remark, therefore, is the proper preparation of the macaroni. It is often disliked in soups, and is not so much used as it should be, because it is insipid, and often imparts a flat flavour to the liquid. Nothing is easier than to avoid this, and when properly prepared for soup macaroni is delicious, and is much relished. For a quart of soup break up six ounces of macaroni (best Italian) into a pint of boiling water in which two large onions and a bacon bone or two have simmered for an hour, add an ounce of butter, season highly with pepper and salt. Let the macaroni boil gently for an hour, when it will be very tender without being in the least sticky as ill-prepared macaroni often is. It may be necessary to add a little water from time to time as the macaroni swells. White stock or broth may be substituted if convenient, but care must be taken not to injure the colour of the macaroni. When the soup is ready, put the prepared macaroni into the tureen and pour it over.

The foundation for this soup may be made in the same manner as calf's-tail or gravy soup.

Rolled Herrings.

Choose the herrings with soft roes. Having scraped and washed them, cut off the heads, split open and cleanse the fish, and take out the roes. Hold one in the left hand, and with thumb and finger of the right press the back-bone to loosen it, then lay flat on the board and draw out the bone; it will come out whole, leaving none behind. Dissolve a little fresh butter, pass the inner side of the fish through it, sprinkle pepper and salt lightly over, then roll it up tightly with the fin and tail outwards, roll it in flour and sprinkle a little pepper and salt, then put a small game skewer to keep the herring in shape. Have ready a good quantity of boiling fat, it is best to do the herrings in a wire basket, and fry them quickly for ten minutes. Take them up and set them on a plate before the fire, in order that all the fat may drain from them. Pass the roes through flour mixed with a sufficient quantity of pepper and salt, fry them brown and garnish the fish with them and crisped parsley. A difficulty is often felt in introducing herrings at dinner on account of the number of small bones in them, but this is obviated by the above method of dressing, as with care not one bone should be left in. It is a mistake to suppose that because the herring is a rich

fish it should be fried in a small quantity of fat. When immersed in plenty of boiling fat the fish-oil which causes them to be disagreeable to some people is drawn out, and they are rendered perfectly wholesome and digestible.

Asparagus Eggs.

Put into a stewpan two tablespoonfuls of cream or milk, two of good gravy, with two ounces of butter, a little salt and pepper, Break into this six eggs, and when they begin to set throw in the asparagus prepared thus :—Take two dozen heads of small asparagus, cut the green tops into pieces the size of large peas, throw them into boiling water with plenty of salt, when done, drain them on a sieve. Let them be stirred over the fire with the eggs for half a minute, then pour them on to their dish and garnish them with fried bread.

Beef Cutlets

Procure a sufficient quantity of fillet steak in one piece. Trim away all fat, gristle and skirt. Cut the fillet into neat slices about half an inch thick, and sprinkle them over with pepper and salt, allowing them to remain for an hour or two before cooking. A few drops of oil and vinegar rubbed into the cutlets helps to give them flavour. Put them on a gridiron and cook them slowly for five minutes, turning them frequently. Have ready a

finely minced shalot, a teaspoonful of chopped parsley, a pinch of salt and a little pepper, all mixed in a pat of butter, and immediately before serving lay a piece the size of a nut on each cutlet.

The trimmings of the cutlets will make an excellent cottage-pie for the family dinner.

Potatoes à l'Italienne.

Wash, peel and boil a pound of fine potatoes. Mash them up thoroughly with a little salt, a tablespoonful of cream, a small pat of butter and the yolks of two eggs. Beat the whites to a strong froth and mix them lightly with the potatoes. Pile them up in a rocky form on a silver or a bright tin dish, let them bake quickly in the oven until brown. They will take about twenty minutes. If any of the potato is left it is delicious treated as follows:—Cut the potato into slices or neat little squares, dip them in beaten egg and finely sifted bread-crumbs, and fry brown in butter, or they may be fried without the egg and bread-crumbs. They make a nice garnish for any little dish.

Stewed Pigeons.

Have a pair of fine plump young pigeons, and when dressed lay them in half a pint of Bourdeaux wine to soak for an hour or two. Have ready a stuffing made of

chopped onion, a very little sage, streaked bacon and half its weight in bread-crumbs. Mix up with egg, fill the bodies of the birds and fasten up securely so that none of the stuffing can escape. Put them in a stewpan with the wine they soaked in and half a pint of good gravy. Let them simmer very gently for an hour when they will be perfectly tender. Take them out of the gravy, egg and sift fine raspings over them. Set them in a quick oven or before the fire for five minutes, basting them with butter until browned. Meanwhile, having taken the grease off the gravy, let it boil up sharply without the lid of the stewpan until reduced to half a pint. Put the pigeons in it and keep hot for half an hour, but do not let the breast be touched with the gravy, which should be served on the dish with the pigeons.

Almond Cream.


Boil a laurel leaf in half a pint of new milk or cream, pour it whilst boiling on the yolks of three eggs, lightly beaten, sweeten, and add a dozen bitter almonds, worked to a paste in the mortar, or sufficient almond extract to flavour nicely. Soak a quarter of an ounce of Nelson's gelatine in half a teacupful of milk, and then boil it until dissolved, when nearly cold mix it with the cream and whisk it until it is beginning to set, then put it into a mould. Do not turn it out for at least twelve hours. This is a nice cream and easily made.

Orange Fritters.

Two hours before required for use, make a batter as follows:—Mix two large tablespoonfuls of fine flour with four of water, a tablespoonful of dissolved butter or oil, the yolk of one egg and a small pinch of salt. When ready for use, beat the white of the egg to a strong froth and mix lightly with the batter. It should be thick enough to coat the spoon well, but if too much flour is used the fritters will be spoiled. Divide the oranges in half, remove the peel, pith and seeds, sprinkle sugar over the pieces and let them remain for an hour, when drain and dip each separately in the batter. Have ready some good frying fat, and take care it boils when you drop in each fritter. Two or three minutes will suffice to cook them. Sift sugar over the fritters and serve immediately.



J U N E




LOBSTER SOUP

NECK OF LAMB A LA JARDINIÈRE

CHICKEN AUX ONIONS

CURRENT AND RASPBERRY TART

CHEESE FONDU





Lobster Soup.

The foundation of this soup should be made of fish. A cod's head is the best ; any white stock, however, whether of fish or meat, answers perfectly well. Take care that every particle of fat is removed from the stock, let it boil up, and to three pints stir in two tablespoonfuls of Brown and Polson's corn-flour mixed in a pint of new milk. Stir over the fire until thickened, then put in two ounces of fresh butter, and when it is dissolved beat in gradually the yolks of two eggs, and stir it at a moderate heat for ten minutes. Withdraw the stewpan to the side of the range, so that it will keep hot without simmering. Put in the soup half a tin of Bray and Hayes' preserved lobster, let it stand for ten minutes, then serve.

This is a very convenient soup if it is required in a hurry.

Neck of Lamb à la Jardinière.

Procure two scrags of neck of lamb, each weighing about a pound and a half. Cut them into handsome

pieces, lay them in a stewpan, meat downwards and compactly fitted together. Sprinkle pepper and salt over, lay on them a dozen young onions, as many spring carrots, and six or eight turnips cut in quarters. Cover the pan closely, set it on the range and let it cook slowly in its own juices. The heat must never be sufficient to fry or it will dry up the moisture. Let it remain thus for an hour, then try if the meat is becoming tender; if so, turn the bones downwards, and again let it simmer for an hour. When the vegetables are tender, take them out and set them aside in a covered vessel on the range so that they will keep warm. When the meat is perfectly tender, but it must not be the least ragged, take it up. Put half a pint of cold water to the gravy, which will cause the fat to rise, take it all off, season nicely with pepper and salt, let the gravy boil up and thicken with flour. Put the meat back into the gravy and let it simmer for a few minutes. Take the vegetables cooked with the meat and chop them up, put them into a stewpan with a small pat of butter, shake them about until hot, and having added a few peas, cooked separately, put them in little heaps round the dish on which you serve the lamb.

Chicken and Onions.

Prepare a fine chicken as for boiling, fill up the body with small onions which have been parboiled in milk

with a little salt. Make a stock to boil the chicken in of the giblets, a little bacon, four large onions, and pepper and salt to taste. Let the chicken simmer in this stock for three-quarters of an hour, or until perfectly tender. Make a white sauce by boiling four onions in a quart of milk until reduced to one pint. Mix two tablespoonfuls of flour in two or three of cold milk, and having taken the onions from the boiling milk, stir in the thickening, taking care to keep it perfectly smooth. Now stir over a slow fire until the sauce becomes as thick as good cream, when break up two ounces of good fresh butter, and put it into the sauce with a grain of cayenne pepper and salt to taste. Stir the sauce over the fire until the butter is well mixed, but take care it does not boil. Pour the sauce over the chicken and serve. If, for any reason, onions are not approved, substitute button mushrooms. Stuff the crop of the chicken with them, and for the sauce, stew some in milk, and proceed exactly as for the above. A little cream is a most acceptable addition to either of these sauces.

As a matter of economy the onions used for the sauce can be made to serve for stuffing the chicken, or to give flavour to the stock for boiling it.

Raspberry and Currant Tart.


Take an equal weight of raspberries and currants, to a pound of fruit put half a pound of brown sugar,

thoroughly mixing them before putting them into the tart-dish. Make the crust thus :—A quarter of a pound of fine flour, dried and sifted, a quarter of a pound of butter or lard, and two tablespoonfuls of finely sifted lump-sugar. Mix all thoroughly together with a silver fork, and make into a paste with the yolk of an egg and one teaspoonful of water. Put a little flour on your board, and, with the palm of the hand, work the paste for a minute or so, until the ingredients are thoroughly incorporated. Then roll it out once and put on the dish in the usual manner. The oven must be moderate, for this kind of paste catches quickly and is spoiled by being brown. After the tart has been in the oven about a quarter of an hour, cover it with a sheet of greased paper. When the fruit has boiled and the crust is quite firm in the middle the tart will be done.

Cheese Fondue.

Boil a pint of milk, pour it over a French roll, beat up and mix with it half a pound of good cheese grated and the yolks of four eggs well beaten. When about to bake it, beat the whites of the eggs to a strong froth and stir them in lightly. Put the fondue into a tart-dish, if you have no silver one suitable, and bake in a quick oven. It will take about twenty minutes.

J U L Y



VEGETABLE MARROW SOUP

SALMON CUTLETS

BONED SHOULDER OF LAMB WITH MUSHROOMS

BRAISED DUCK PURÉE OF GREEN PEAS

ORANGE PUDDING SNOW





Vegetable Marrow Soup.

Put two small vegetable marrows, quartered and cored, into a stewpan with an ounce of butter, an onion, a little pepper and salt, and half a pint of stock. Boil gently until done, then rub them through a sieve, and mix the *purée* with half a pint of new milk or cream, a quart of good white stock, and two lumps of sugar. Let all get hot together, without boiling. One or two yolks of egg give richness to the soup; they should be beaten for a minute and stirred in with a little milk or cream, just before the soup is finished, but it must never boil after the addition of the eggs.

Fried bread should be served with this soup.

Salmon Cutlets.

The cutlets may be taken from the tail-end of a large fish, and should be about half an inch thick. Dissolve a little butter and dip each piece in it. When it is set, brush the cutlets over with yolk of egg and dip each piece on both sides in very finely sifted bread-crumbs, highly

seasoned with pepper and salt. They will be best fried in the wire basket with plenty of fat, but may be perfectly well done in the frying-pan with a small piece of butter, turning them on one side as soon as brown on the other. Arrange the cutlets neatly on a dish, and pour round a sauce made as follows :—Take a cupful of rich brown gravy, thicken it with butter and flour, and warm up in it some small pieces of hot pickle, such as gherkins or cucumbers. If preferred, a tablespoonful of Prince Alfred's sauce (see page 254) or any other piquant sauce may be substituted.

Boned Shoulder of Lamb.

Saw off the shank and carefully remove the blade-bone of the shoulder, chop up a few mushrooms, previously stewed in butter, and put them in the cavity, sprinkle pepper and salt over, roll the shoulder up tightly, and secure it with string. Roast, and when done, serve with mushrooms stewed either in butter or gravy.

Braised Duck.

Take a small duck, and before trussing as for roasting place inside it two onions chopped fine ; if sliced and placed between two plates in the oven for ten minutes it will take off the strength, and enable you to chop them without inconvenience. Mix them with a dessertspoonful

of sage, chopped very fine, a tablespoonful of bread-crumbs, and pepper and salt. Fasten up the duck securely, so that none of the seasoning can escape. Put an ounce of butter into a stewpan, and fry the duck until a nice brown. Then put in the stewpan as much good gravy as will half cover the duck, with an onion cut in slices. Simmer very gently for three-quarters of an hour. Take up the duck and keep it warm, whilst you strain and take the grease off the gravy, which boil sharply over the fire until reduced to half the original quantity. Return the duck to the gravy and let it stand, just below the simmering point, for a quarter of an hour. Take it up and serve with the *purée* of peas, either tastefully arranged round the dish or separately.

Plain boiled peas may be used, but the *purée* is very convenient if they are not in the finest condition.

Purée of Peas.

Shell half a peck of peas, boil them with an onion, a little mint, and plenty of salt in the usual manner. When done, drain them and rub them through a sieve, add an ounce of butter, a tablespoonful of sifted sugar, and, if requisite, a little more salt. Put the *purée* into a stewpan with a spoonful of cream or milk, and stir it over the fire for five minutes. A little spinach boiled with the peas improves the colour.

Orange Pudding.

A quarter of a pound of bread-crumbs, a quarter of a pound of suet, two ounces of flour, quarter of a pound of sifted loaf-sugar, a quarter of a pound of orange marmalade. Mix with one egg, and put the pudding into a buttered basin or mould. Steam for three hours. For sauce, boil a dessertspoonful of marmalade in a quarter of a pint of water for ten minutes, strain it, make it boiling hot, and stir into it a teaspoonful of corn-flour and one of flour mixed smooth in a tablespoonful of cold water. Sweeten with about an ounce of lump-sugar, and add a pinch of citric acid. Let it simmer until thickened, then stir in half an ounce of butter, and pour round the base of the pudding the moment before serving.

Snow.

Make a custard as for strawberry soufflé. When cold, put it in a glass dish, and lay the snow on it as you make it.

Beat the whites of the eggs to a very strong froth with a tablespoonful of sifted sugar. Have in a frying-pan half a pint of milk and water, and put on it a tablespoonful of the froth at a time. Let it simmer until set, then take up with a fish-slice and pile up on the custard. It should present a very pretty rocky appearance, and look like real snow. If you choose a few preserved cherries may be used for ornament.

AUGUST



CLEAR GRAVY SOUP

STEWED EELS

LAMB'S FRY

ROAST NECK OF VENISON FRENCH BEANS SAUTÉ

APRICOT PUDDING LEMON SPONGE





Clear Gravy Soup.

Take three pounds of beef from the neck (the butchers call it 'sticking') and a slice of lean ham. Cut them into dice, put with a bit of butter into a stock-pot, cover close, and allow it to stand at a moderate heat to draw out the juices, being careful that it does not burn, as no after pains can repair this misfortune. When the juices are extracted (if the meat is good and fresh there will be more than half a pint) increase the heat, so as to allow the watery portions to evaporate. When you hear a frying sound, and find the moisture drying up and the meat covered with a thick rich coating, put in half a pint of water and again allow reduction. Then put in two quarts of cold water, let it boil, skim it, and allow it to boil gently, with the lid slightly raised, for three hours. Put into a separate stewpan two turnips, a large carrot, and eight onions sliced and fried, two or three peppercorns and a saltspoonful of celery-seed tied in muslin; boil the whole in a pint of water until tender. Strain off the liquor as clear as possible and add it to your soup half an hour before straining. Put a little pepper, but no salt

unless, when the soup is ready for table, you find it is required. Strain the soup through a gauze strainer, and when cool take off every particle of fat. No other process ought to be required to fine the soup, but if at all thick proceed as follows:—Make the soup warm, stir in the whites and shells of three eggs very well beaten, and allow it to boil gently for a quarter of an hour. Let it stand away from the fire for five minutes, then pass it through a flannel bag or sieve. If you wish to make the soup very strong add a piece of glaze before the clarification, or you may dissolve half an ounce of Nelson's gelatine and use in the same way.

The meat and vegetables of which this soup has been made can be used for good and nourishing dishes.

Stewed Eels.

Never buy eels unless they are alive, as they lose their flavour by keeping. An eel for stewing should not weigh less than a pound, still a smaller size will do. The eels being skinned and cleaned, cut off the heads and tails and reserve for the gravy. Cut up the rest in pieces about three inches long, roll them in flour, pepper and salt, and fry them in plenty of fat. When brown, set them before the fire, and drain every particle of grease from them. Eels thus cooked are deprived of the oil which makes them so distasteful to some people. When cold, put the

fish into a rich rather thick gravy, made of beef and the heads and tails of the fish, and flavoured with essence of anchovy, a little mushroom vinegar, and a glass of sherry. Let the eels simmer gently in this gravy for a quarter of an hour, and serve up on a hot-water dish.

Lamb's Fry.

A really proper fry should consist not only of sweetbreads and liver, but of the heart, melt, brains, frill and kidneys, each of which requires a different treatment. It is quite as easy to cook a fry properly, as to flour and fry it hard and over-brown, as is too frequently done.

Trim the sweetbreads neatly, and simmer them for a quarter of an hour in good white stock with an onion; when they are done, take them up and put the brains in the gravy, allowing them to boil as fast as possible in order to harden them, let them get cold, then cut into slices, egg and bread-crumbs them, and fry with the sweetbread in a little butter. After the brains are taken out of the gravy, put the slices of heart and melt in and let them stew slowly until tender, when they are ready, flour them, and fry with the liver and frill until brown. Lastly, put the kidneys, cut in slices, into the pan, and very gently fry for about a minute. Shake a little flour into the pan. Stir it about until it begins to brown, then pour on to it the gravy in which the sweetbreads, &c., were

stewed. See it is nicely seasoned, and pour round the fry, which should be neatly arranged in the centre of the dish. Garnish with fried parsley.

Neck of Venison.

This is a portion of venison most convenient for a small party, as a piece weighing three or four pounds can be had, and even epicures esteem it very highly.

Take the best end of the neck, remove the bones carefully with a sharp knife, roll the meat up, and tie it at the ends with a piece of fine twine. Wrap the neck thus prepared in a piece of buttered paper, then roll in a crust made of coarse flour and water, and again over this fasten securely a piece of greased paper. This will cook well in the V oven. It may be laid in the pan and basted very frequently, and will take about an hour and a half before a very moderate fire. When done, remove the crust, sprinkle a little pepper and salt over the meat, then froth up with a little butter, and brown quickly, either with a salamander or before the fire. Fry the venison bones with two sliced onions, a little gravy beef, and a bacon bone or so, and make into a rich gravy. Serve also a sauce made of a little currant-jelly dissolved in some of the gravy, a lump of sugar, a few drops of chili vinegar, and a glass of port wine. Have currant-jelly also on the table.

French Beans Sautés.

For this purpose the beans must be chosen small and young, as they are to be cooked whole. Pick, and put them in plenty of boiling water with a pinch of salt ; boil in an uncovered stewpan until tender. Drain them, put them back into the stewpan, and toss them over a brisk fire in the proportion of two ounces of butter to a pound of beans, a pinch of salt, and a few drops of lemon juice. When all are well mixed, turn them into a hot vegetable-dish and serve.

Apricot Pudding.

Butter a tart-dish, spread at the bottom a thin layer of apricot jam, over this a layer of buttered French roll, and so on till the dish is lightly filled. Pour over it a liquid custard made in the proportion of two eggs to a pint of milk. Put it in a very slow oven, and bake for two hours.

When the pudding is turned out on its dish, pour round it a sauce made by boiling a tablespoonful of apricot jam in two of water, with a teaspoonful of lemon juice.


Lemon Sponge.

Soak half an ounce of gelatine in a quarter of a pint of cold water. Dissolve it in another quarter of a pint of

boiling water. Then put to it a quarter of a pound of loaf-sugar and the peel of half a lemon. Let it simmer for half an hour, then strain, and allow it to stand until cool, but not so that it sets. Add to it the juice of a large lemon, and whisk until it is perfectly white and thick. Dip a mould into cold water, drain it, and then put in the sponge. Let it stand until the next day, then dip the mould into tepid water for half a minute, loosen the edges carefully with the top of a teaspoon, and turn out the sponge.



SEPTEMBER



SORREL SOUP

BAKED HADDOCK

STEWED KNUCKLE OF VEAL

ROASTED RABBIT BRUSSELS SPROUTS

VICTORIA PUDDING

LEMON CREAM





Sorrel Soup.

Carefully wash half a pound of sorrel, and having picked, cut it in shreds; put it into a stewpan with two ounces of fresh butter, and stir over the fire for ten minutes. Now stir in an ounce of flour, mix well together, and add a pint and a half of good white stock, made as for veal broth. Let it simmer for half an hour. Having skimmed the soup, stir in the yolks of three eggs beaten up in half a pint of milk or cream. Stir in an ounce of butter, and when dissolved pour the soup over thin sippets of French roll in the soup tureen.

Baked Haddock.

Two moderate-sized fish will be ample for a party of six persons. Have the eyes removed, and neatly trim the fish with the scissors. Roll the fish round, and fasten the tail to the head by means of a piece of fine twine, which must be removed before serving. Make a stuffing of two ounces of bread-crumbs, two of cold boiled fat bacon, a teaspoonful of chopped green parsley, a small pinch of

salt and pepper, a few drops of essence of anchovy, and sufficient egg to make into a stiff paste. Place this in the body of the fish and sew it up neatly. Before serving draw out the thread. Mix a tablespoonful of flour in one of cold water, pour on it half a pint of boiling water, and stir in an ounce of butter and a dessertspoonful of Burgess's essence of anchovy. Pour it into a tin baking-dish, and then place in the fish. Three-quarters of an hour in a moderate oven will bake the haddock. It must frequently be basted and not allowed to get brown. When done, either serve the fish in the baking-dish placed on another, or carefully take it up, put on a hot dish, and pour the sauce round it.

A few shrimps are a nice addition to the sauce, and should be put in when the fish is rather more than half done.

Stewed Knuckle of Veal.

Get a leg knuckle of fine veal weighing about five pounds. Let the butcher chop it just to turn up the lower part of the bone, so that it can be placed conveniently on the dish, but do not allow him to cleave it at the meat. Wash the knuckle in warm water and put it into a large stewpan, or the stock-pot answers well, with an ounce of butter, the meat end downwards. When lightly browned, turn it about and brown on all sides. Then put in a slice of fat bacon cut into dice, a shake of pepper, and a small

teaspoonful of salt, cover the pot closely, and let it simmer for an hour to draw the juices. Do not open the pot during this time. Then turn the knuckle, and put in half a pound of sliced onions and about the same quantity of carrots, and cover the pot closely for another hour. There ought to be enough of its own juices to cook the knuckle, but, if not, add half a pint of stock or water and simmer another hour, in all three hours. Now take out the meat and vegetables and set them aside to keep hot. Add to the gravy a pint of cold water ; skim off all the fat. Make it as thick as cream with flour and ascertain that it is nicely seasoned. When the gravy has boiled up, return the meat and vegetables to it, and let all simmer together for a quarter of an hour. Put the meat on a large dish, pour the gravy over, and garnish neatly with the vegetables cooked with it. This is a very delicious dish.

Roasted Rabbit.

It is often said that rabbit roasted is dry, but this is the fault of the cook. If you have a fine fat rabbit, and dress it in precisely the same manner as directed for roasted hare, it will be delicious. Take especial care that the slices of bacon are securely fastened on the back, and that the roasting proceeds slowly. Three-quarters of an hour will roast a large rabbit.

The best way of carving roasted rabbit is to cut slices

lengthways down the back-bone, and if there is not sufficient of these to serve the party, next cut off the legs.

Brussels Sprouts.

Having boiled the sprouts until tender, taking care to keep them a good colour, drain them thoroughly, and then toss them up in a stewpan for five minutes with a little fresh butter, pepper and salt. Lay them in the vegetable-dish on a round of buttered toast, cut into slices so as to facilitate serving.

Victoria Pudding.


Quarter of a pound of bread-crumbs, three ounces of suet shred very finely, quarter of a pound of apple marmalade, the juice of half a lemon and the peel grated, two ounces of sifted loaf-sugar, one egg, and a small pinch of salt. Mix all together, put the pudding into a buttered mould, and boil for three hours.

Make a sauce by mixing two teaspoonfuls of corn-flour in cold water and a quarter of a pint of boiling water. Stir in a tablespoonful of apple marmalade, a little lemon juice and flavouring, simmer for five minutes, stir in half an ounce of butter, pour round the base of the pudding and serve.

Lemon Cream.

Grate the rind of a small lemon, squeeze and strain the juice. Mix with it a quarter of a pound of sifted loaf-sugar, two wineglassfuls of sherry, and half a pint of rich cream. Let it stand an hour. Then whip it for twenty minutes and put in jelly glasses. This quantity will fill a dozen glasses.





OCTOBER



VEAL BROTH

FILLETS OF COD CAPER SAUCE

ROAST RUMP STEAK TOMATO SAUCE

BRAISED PARTRIDGES

CUSTARD PUDDING

RASPBERRY JELLY





Veal Broth.

Get three or four pounds of scrag, or a knuckle of veal, chopped into small pieces, also a ham bone, or slice of ham, and cover it with water; let it boil up, and skim it until nothing more rises. Put in then four or five onions, a turnip, and, later, a bit of celery, or celery-seed tied in muslin, a little salt, and white pepper; let it boil gently for four hours. Strain the gravy, and having taken off all the fat, return to the stock-pot and let it boil, then slightly thicken with corn-flour, about one teaspoonful to a quart of soup. Mix the thickening with a little cold milk, stir into the soup, and let it simmer before serving. Chop parsley nicely, scald it, and serve separately on a plate. Three pounds of veal should make from three pints to two quarts of good soup. The bones will bear boiling two hours longer, and make good stock or foundation for glaze.

Fillets of Cod.

Have slices nearly an inch thick cut from the middle of the fish. Sprinkle pepper and salt over and let them

remain for an hour, then dry in a cloth, egg them over, and dip them in finely sifted bread-crumbs, with plenty of pepper and salt and a pinch of dried and sifted parsley. Have ready some good frying fat, boiling hot, and fry the fillets if possible in the wire basket, as they require to be quickly done and to be covered with fat.

Caper Sauce.

Take a tablespoonful of French capers, simmer them for ten minutes in a bright saucepan, without the lid, with a quarter of a pint of clear broth or water. Press the capers with a silver or wooden spoon until well mashed. Mix a dessert-spoonful of flour with two of cold water, put it into the capers whilst boiling, stir over the fire until thickened, break in an ounce of butter, and, when it is dissolved, put in a teaspoonful of caper vinegar and serve.

Brown Caper Sauce.

Boil the capers in good brown gravy, instead of water, and proceed as directed above.

Roasted Steak.

This is particularly recommended for a small party, and is most useful when it is desirable to avoid a quantity of cold meat. It is besides very delicious, and has all the

flavour and quality of the middle cut of the sirloin. It is best roasted in the V or gas oven, as this joint is apt to be dried up by any other method. Unless your butcher sends out large quantities of meat, it will be as well, to avoid disappointment, to order this cut the day before you require it, especially as it is in great demand for broiling steaks. Ask him, when the rump is cut out to within two or three pounds, to take the remainder off the bone in one piece. All you will then have to do will be to tie the piece of meat up into a neat round shape, lightly pepper, salt and flour it. Hang it up in the V oven before a small fire, baste and turn frequently. It will take about an hour and a quarter. Serve with plain beef gravy in the dish.

Tomato Sauce.

Boil two sliced onions in just enough water to cover them, and when they are nearly done, cut up half a dozen fine ripe tomatoes and put them into the stewpan with an ounce of butter, a dessertspoonful of salt, and a shake of pepper. If tomatoes are scarce, a sharp apple cut in quarters, and the seeds taken out, may be used with them. Let the tomatoes simmer three-quarters of an hour. Then rub them through a sieve; the *purée*, if properly managed, will be as thick as good apple sauce. Return it to the stewpan with a small piece of butter, and let it get thoroughly hot.

Braised Partridges.

Save all the giblets of two well-hung partridges, fry them in butter with half a pound of gravy meat, a few bacon bones and two onions. When all are nicely browned, put them into a stewpan with a quart of good stock; if you have any remains of game put them in. Let it boil until reduced to a pint. Then put in the partridges trussed like pigeons, with a sprig of thyme and marjoram, and let them simmer gently for an hour, or until perfectly tender. Take up the birds; keep them hot whilst you reduce the gravy after straining, by boiling it up sharply in a stewpan without the lid. Brush over the breasts of the partridges with good glaze, pour the gravy round them and serve.

Birds that are not very young may be cooked to advantage in this way, but they must be simmered nearly double the time required for those in fine condition. Really old partridges should be consigned to the stock-pot.

Custard Pudding.

The great secret of making this pudding successfully lies in never allowing the water in which it is cooked to boil. It is one of the most delicate and delicious puddings, and at the same time easily made. Take a spoonful of finely sifted sugar and let it dissolve in a plain tin

pudding-mould, turn it about on the range until it begins to colour, taking care that every part of the mould is covered with it. Boil a pint of milk with the peel of half a lemon for five minutes, then pour it whilst boiling on four eggs lightly beaten. Sweeten to taste, and pour into the mould. Set the pudding in a stewpan with only enough water to reach half-way up the mould. Let the water always keep below boiling point, and in about half an hour the pudding will be set. Turn it out and serve hot.


Raspberry Jelly.

Put a quarter of an ounce of isinglass in four table-spoonfuls of water, let it soak for a quarter of an hour, set the jar in a saucepan of boiling water until properly dissolved, and then stir in half a pint of raspberry-syrup ; pour it into a mould, put in a cold place, then turn out in the usual way.





NOVEMBER



MULLIGATAWNEY SOUP

SOLE WITH OYSTERS


NECK OF MUTTON À LA DUCHESSE

POTATO CROQUETS

ROAST WILD DUCK

LEMON PUDDING CRÊME DU THÉ





Mulligatawney Soup.

Unless this soup is to be eaten by those who like Indian dishes, the chief point is to avoid making it too strong of the curry-powder. This varies so much in strength that it is impossible to give the exact quantity. The cook therefore must be guided by the quality of her material. Mulligatawney may be made cheaply and yet be very delicious. Supposing boiled fish has been used the day before, the bones may be returned to the liquor, with any meat trimmings in the house; remains of fowl or game, or a pound or so of fresh meat or a few bones may be used to make the stock. If a superior soup is desired, the stock may be made of fowl or veal, and the liquor in which fowls have been boiled will be good enough.

Slice and fry brown in butter six large onions, and quarter, do not peel, four sharp apples. Let them boil in a little stock until tender. Then mix with them a quarter of a pound of flour, and the requisite quantity of curry-powder, say a small teaspoonful. Put a quart of stock, and when the soup has boiled, skim it, let it sim-

mer for half an hour, then carefully take off all the fat, strain the soup, and rub the onions, &c., through a sieve. Let the soup again get hot, and add to it any available pieces of fish, poultry, game or any delicate cooked meat, cut into neat little shapes. When these have boiled together for ten minutes the soup will be ready. Before serving taste if salt enough. Boiled rice should be sent up on a separate dish.

Soles with Oysters.

Procure a pair of fine thick soles, scrape, but do not skin them. Lay them on a dish with a quarter of a pint of vinegar, and sprinkle over the white side with pepper and salt. Let them remain for two hours, or longer if convenient. When ready to cook the fish, put them into the kettle with the vinegar and a pint of water in which a sliced onion and four white peppercorns have been boiled, or better still, if you have it, fish stock. Let the liquor be boiling when you put in the fish, but do not let it do more than gently simmer afterwards until the fish are done. They will take about twenty minutes. Dish them up and pour over the sauce.

Oyster Sauce.

Take the beards off a dozen large fat oysters, and having washed scald them in half a pint of white stock for

two minutes. Strain this liquor and add it to that of the oysters, also carefully strained. Let it boil, and then mix into it a tablespoonful of flour rubbed smooth in two of cream. Stir over the fire until properly thickened. Then add two ounces of butter broken up, a very little cayenne pepper, and, if necessary, a little salt. With a sharp knife cut each oyster in half, put them into the sauce, and let it stand in the covered stewpan for five minutes, but on no account allow it to boil or even simmer after the oysters are put in. Stir in a few drops of lemon juice and serve.

Unless necessary, from motives of economy, it is better not to split the oysters. An uncleanly practice prevails at the shops of washing the oysters in the leaden tray or sink in which other fish are cleaned, and sometimes of adding some of the dirty water and calling it oyster liquor. If you can, see the oysters opened, and do what is needful in the way of cleansing them from any shell or grit when you get them home.

Neck of Mutton à la Duchesse.

Procure a whole neck of mutton, that is, the neck not divided down the middle, but cut entire from the sheep. This will be the scrag united, and will weigh about three pounds. It must be perfectly fresh. Having well washed the neck, dry, flour, and fry it, turning it about

until nicely browned, then place it in a deep stewpan or in the soup-kettle. Cover it with nicely seasoned stock, and put in six onions, two turnips and a carrot. Cover the pot close, and let it simmer until the vegetables are tender, as they will be in an hour and a half to two hours; take them out, and set them aside to garnish the neck, which will take from four to five hours' gentle simmering. When done it should be as tender as chicken, and sufficient time for cooking should always be allowed, as it is rather improved than otherwise by standing at a low heat when finished. When the neck is done, take it out of the gravy, which set aside to cool in a pan of cold water, in order that all the fat may be readily removed.

Keep the neck hot, in the meantime, by covering it close in the pot in which it was cooked. Having taken the fat off the gravy put it into a stewpan, and let it boil rapidly without the lid until reduced to about a pint. If it is not then thick enough, add a teaspoonful of Brown and Polson's corn-flour and one of flour, mixed smooth in two tablespoonfuls of cold water or stock. This done, return the neck to its gravy, and let it simmer gently for half an hour. Mince the vegetables cooked with the meat, place them in a stewpan with a little piece of butter, shake them over the fire until thoroughly hot, arrange them neatly in little heaps on the dish round the neck. Peas, asparagus tops, or sprigs of cauliflower, cooked separately, may be added to the above vegetables. They not

only make an improvement but look pretty. The carver will cut the meat from the bone longitudinally in large handsome slices. A whole neck of mutton, gently boiled for four or five hours in salted water, with two carrots, two onions, and three turnips, and served with caper sauce, is very good.

Potato Croquets.

Boil very dry some good mealy potatoes. Mash them up thoroughly, being careful to remove any lumps, add pepper and salt and sufficient egg to make a stiff paste. Make the potato into balls of equal size, roll them in finely sifted bread-crumbs, dip them in egg, and again roll them in bread-crumbs. Have ready some good frying fat, and when it boils put the croquets into the wire basket and fry them, shaking lightly, for about a minute. So soon as they assume a golden colour they are done.

Roast Wild Duck.

The duck must be roasted quickly, basted frequently with butter, and when nearly done be lightly dredged with flour. It must be sent to table somewhat underdone, but at the same time very hot, with a rich brown gravy in the dish.

Serve in a boat two glasses of port wine made hot,

the juice of a lemon, a few drops of Chili vinegar, and a pinch of salt added to it.

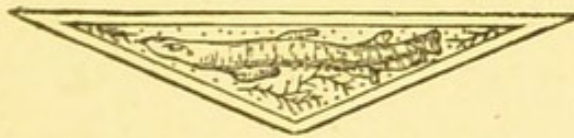
Many persons like to prepare this sauce at table, but it is a mistake to attempt it unless you have a proper silver dish and spirit burner.

Lemon Pudding.

Put through a tin strainer a quarter of a pound of bread-crumbs, chop very fine a quarter of a pound of suet, mix with two eggs, the grated rind of a lemon and the juice, a quarter of a pound of sifted loaf-sugar and a very small pinch of salt. Butter a mould or basin, put in the pudding, cover with a paper cap, and steam it for three hours. Serve with sugar sifted over it and the following sauce round the base:—Mix one teaspoonful of corn-flour and one of flour in a dessertspoonful of cold water, dissolve four or five lumps of sugar in a quarter of a pint of boiling water, stir the thickening into it, with either the juice of a lemon or a pinch of citric acid. Let it simmer up, stirring it all the time, and when finished put in a piece of butter the size of a walnut and stir until dissolved. Half a teaspoonful of extract of lemon (see page 243) may be added, but bought essences should be avoided, they give too pungent a taste to so delicate a sauce.

Crème du Thé.

Put half an ounce of fine orange-flavoured Pekoe tea into an earthenware tea-pot, and pour on it a pint of boiling milk. Let it stand until nearly cold, when pour it off fine, and, if necessary, strain it to free it from every particle of leaf. Put the liquor into a bright stewpan, with enough lump-sugar to make it sweet ; when it is hot, add to it a quarter of a pint of rich cream, and the yolks of five eggs. Stir over a slow fire until it becomes a thick custard. Stir occasionally until cold, when put it into a deep glass dish, and serve with a silver or glass ladle. Savoy finger biscuits should be handed round with it.





DECEMBER



PALESTINE SOUP


FILLETS OF SOLE À LA REINE

STEWED BEEF À LA JARDINIÈRE

PORK CUTLETS TOMATO SAUCE

JUGGED HARE

MINCE PIES TIPSYPY CAKE





Palestine Soup.

Take two quarts of any white stock, or liquor in which fowl, fresh pork, rabbit or mutton has been boiled will probably be good enough, and boil in it two pounds of Jerusalem artichokes, weighed after they are peeled, four large onions, a small stick of celery and two lumps of sugar. When the vegetables are perfectly tender, rub them through a sieve, let the soup boil up, and stir in half a pint of milk or cream, and an ounce of best butter. If the soup is not thick enough, mix a little corn-flour with the milk before stirring it into the soup.

Serve with bread cut into dice, fried a light brown as directed for fried bread, page 204.

Fillets of Sole à la Reine.

Skin and trim a pair of thick soles. Remove the flesh from the bones with a sharp knife, and divide each strip into neat square pieces, about two inches long. Dip each piece in beaten egg, then in bread-crumbs, well seasoned with pepper and salt, and a little dried parsley. Fry them until a nice brown. Make a rich gravy of beef and

the trimmings of the soles, thicken it with flour and butter, add a little essence of anchovy, and, to half a pint of gravy, a small glass of sherry. When the gravy is finished and hot enough to serve, put in the fillets of fish and let them stand to get hot through in it, but it must not boil; serve on a silver hot-water dish if you have one.

Stewed Beef à la Jardinière.

The best part for this dish is unquestionably that which contains the most sinew; choose, therefore, what some people call the roll of a shin of beef, that is, the portion nearest the hoof, and which, when cut out whole, will weigh from two to three pounds. Trim off the ends, if there is much gristle, and use them to make stock. Put the beef into a large stewpan, with as much weak stock or water as will half cover it. Pepper and salt thickly the upper side of the meat, and lay over it six onions, two carrots, a turnip and a sprig of parsley. Let it simmer one hour and a half, then turn the beef and sprinkle pepper and salt over the other side, and let it simmer another hour and a half, by which time the meat should be perfectly tender, with the sinews like jelly, but if at all ragged the dish is spoiled. Some meat takes longer than others, but always allow three hours, as it is all the better, if done before the time, for standing at a low heat in its gravy. When the vegetables are perfectly tender, take

them out, chop them up, season nicely, and set them in a small saucepan with a bit of butter ; and just before they are required to garnish the dish put them on the stove to warm. When the beef is done, take it out and set it on the stove with a basin over it to keep just warm. Skim, season, and thicken the gravy, and add half a teaspoonful of Indian Soy ; then return the beef and let it simmer a quarter of an hour. Put the garnish of vegetables round the dish in little heaps. This will be found a most delicious and economical dish. If made the day before it is wanted it is equally good, and will then only require to be simmered for half an hour.

Pork Cutlets.

Cut them from a loin of small dairy-fed pork. The best plan is to take the meat in one piece from the bones, and then divide it into cutlets. Trim away nearly all the fat, and let the cutlets be about half an inch thick. Save the kidney for a breakfast dish, but use the under fillet as cutlets. Take all the bones and skin, with any bits of bacon and ham you may have, fry them brown with two sliced onions, and put them on to boil for two hours in only enough water to cover them, the object being to make the gravy strong. Strain it and get it cold, in order to remove the fat. This done, put it on to boil down with a little isinglass or gelatine, and enough browning to give it a

good colour. When you have broiled the cutlets until they are nicely done and a little brown, brush them over with this glaze, arrange neatly on a dish, and put round them some tomato sauce, made from tomato compote, to be had at all Italian warehouses. In order not to waste any, put the compote into an earthenware jar with a little of the pork glaze, set it in a saucepan of water, and so let it get hot.

Jugged Hare.

Cut a hare into nice joints, flour and fry them brown, arrange on the bottom of a stewpan a layer of fat bacon in very thin slices, then fit in the hare closely, and cover it over with another layer of bacon. Put in a bay leaf a few peppercorns and cloves pounded, a pinch of salt, half a pint of claret, and half a pint of good beef gravy. Set it to simmer very gently until done. A young hare will take about an hour and a half. When tender, take out the pieces of hare, and keep them warm whilst the gravy is prepared. Strain it, and having removed all fat let it boil down to half its original quantity, then mix with a glass of port wine and a tablespoonful of currant-jelly, and if necessary thicken with a little butter and flour. Season with cayenne pepper. When the gravy is ready, put the hare back into it, let it get thoroughly hot and serve.

Mince Pies. The Mincemeat.

One pound raisins, one pound currants, one pound sultanas, one pound moist sugar, one pound apples, half pound suet, two ounces candied orange peel, two ounces ditto citron, one ditto lemon, half ounce bitter almonds (blanched), one grated nutmeg, one teaspoonful ground cinnamon, one ditto ginger, half ditto cloves, half ditto allspice, a large tablespoonful of orange marmalade, the juice and grated rind of two lemons, a little curaçoa to moisten the whole. All the ingredients being put into a large pan must be thoroughly mixed with the hands, and allowed to stand a few days before using. Should a plainer mincemeat be desired, any proportion of well-sweetened apple sauce may be added to the better quality; a little more spice will also be required. The suet is much better scraped and rolled than chopped. It should be intimately mixed with the sugar and spice, and then have the other ingredients added to it. Everything should be chopped very small, and is most effectually done in a mincing machine.

Puff Paste.

One pound of flour, one pound of butter, yolks of two eggs, juice of a lemon, pinch of salt, half a pint of cold water, or according to the state of the butter; about two

ounces of flour will be required besides the above quantity for sifting the board, &c. A fine tin gravy-strainer is best for this purpose. Let your flour be thoroughly dry and sifted, but on no account let it go near the fire when you are about to use it. Have the water perfectly cold and clear, and if you use any lard it should be almost as firm as the butter, or it will not roll in well. The yolk of egg and lemon juice materially assist in giving elasticity to the paste, and will allow of it being rolled as thin as a wafer. The proportions given above will make quite eighteen mince-pies in round tins three inches in diameter. Put your sifted flour into a basin, mix in lightly with a silver fork about a quarter of your butter, add your salt (be chary of it), then the water in which you have previously mixed the yolks of the eggs and the lemon juice. When all is mixed into a paste—and here is the great secret—neither too dry nor too wet—should the butter and lard be soft, then the paste requires to be moister than if they are hard—lay it on your board or slab, and having rolled it out to about half an inch thick, lay half your butter in the middle, sift flour thickly, and fold the paste neatly over the butter; sift flour well over the board, give the paste three or four sharp blows with the rolling-pin, and proceed to roll out until the butter seems well mixed. At this point if the pastry is light it will give out air bubbles. Take away enough of this paste to line the bottom of your patty-pans, and put

the rest by in a cool place whilst you do them. Roll out the lining for your tins as thin as you can, as if too thick at the bottom it is apt to eat sodden. Now finish the crust for your tops and edges by putting in the remainder of your butter, sifting flour and doubling over the pastry as before. Again let it lie for half an hour in a cool place. When you have rolled the paste out, so that you are sure the butter is well incorporated, divide the mass and roll out almost as thin as a wafer what you will require for the edges of the pan. The only part of the pie in which thickness of pastry is allowable is at the edges. Cut the paste into strips the length that will be required to go round the patty-pan, and lay four strips one on the other, press lightly together, and having, with your finger, wetted the edge of the under paste of the pie, lay it on.

Now fill your crust liberally with mincemeat—do not be afraid of putting too much. Lastly, having rolled out the remainder of your paste as thin as possible, wet the edge, and place three folds on each pie for a cover; neatly trim the edges with a sharp knife. Bake in a quick oven, yet not so quick as to brown the pies before they are nearly done, when they should be very high, showing each layer of pastry, and presenting a most tempting appearance. Do not put them in a cold place too soon after baking. Should the pies be made before the day they are wanted, they should be put into a hot oven for five minutes, allowed to cool before serving, and

then be sifted over with very fine sugar. To look perfectly nice it should be sifted through muslin.

Tipsy Cake.


Choose a long sponge cake ; one baked in the shape of a hedgehog is the most appropriate. Blanch sweet almonds, and cut them into long strips as nearly of a size as possible. Stick these regularly into the cake, set it in a deep dish, and then, at least twelve hours before it is required for use, pour over it as much sherry wine and brandy, mixed in equal quantities, as it will imbibe ; or, if this is too expensive, use sherry alone, or raisin wine.

Make a rich custard, and, shortly before serving, pour it cold round the base of the cake (see page 42).



SOUPS AND SAUCES.





Soup Making.

No culinary operation demands less skill than ordinary soup making, yet it is one too often negligently performed. By paying attention to a few simple fundamental rules, good soup may be made from half the quantity of material required by a cook who will not observe them. Soup which is made by throwing the materials without due preparation into water, and allowing them to boil to rags, will generally taste flat, and the admixture of catchup, sauces, and colouring may disguise the evil, but will never make it tolerable to an educated palate. A well made soup requires no colouring, no flavouring beyond that of the meat and vegetables, with the usual seasoning of pepper and salt, unless it is intended to give it some special character, as by curry-powder, wine or acids. Frying the meat, vegetables, and bones (these should always be broken as small as possible), supplies at once colour and flavour. A weak soup thus made will be more acceptable than one far stronger, but which is 'doctored' to disguise the insipidity caused by the careless manner of its preparation.

Economy has been studied in all our recipes, but every housewife should know that there is a kind of soup, cheap and tasty, for which no recipe can be given. Bones and scraps, pot liquor, and the water in which onions, turnips, and carrots have been boiled, make excellent soup for family use, either with or without the addition of a little fresh meat. Vegetables used to flavour should be served with the soup, either minced or rubbed to a *purée*.

A careful cook even in a small family should always be able, at an almost nominal cost, to serve relishing soups for everyday use. There can be no question that such soups, from every point of view, form an important adjunct to a dinner.

Gravy Soup.

Cut two pounds of beef from the neck into dice and fry until brown. Break small two or three pounds of bones and lightly fry them. Bones from which streaked bacon has been cut make an excellent addition, but too many must not be used lest the soup be salt. Slice and fry brown a pound of onions, put them with the meat and bones and three quarts of cold water into the soup pot, let it boil up, and having skimmed, add two large turnips, a carrot cut in slices, a small bundle of sweet herbs, and half a dozen peppercorns.

Let the soup boil gently for four or five hours, and about one hour before it is finished, add a little piece of celery or celery-seed tied in muslin.

When done, strain the soup, and let it get cold in order to remove all the fat. This done, let the soup boil up, and stir into it a tablespoonful of Brown and Polson's corn-flour, mixed in four of cold water. Season to taste. Small forcemeat balls are a usual addition to this soup.

The above quantities of material should make more than two quarts of good soup

Cheap Gravy Soup.

Get a bullock's melt (calf's or sheep's answer as well, but of course do not go so far), cut into small pieces and fry brown, with two pounds of bones, and one pound of onions. Cover with three quarts of water—or water in which bacon has been boiled—or a few bacon bones are a good addition. When the pot has boiled, skim it, and put in three carrots and turnips, and a few pot herbs, and a quarter of a pound of Scotch oatmeal, and let it boil for four hours. Strain it and take off all the fat, let it boil and stir in two ounces of corn-flour, mixed smooth in cold water, season and serve.

Ox-tail Soup.

Make the soup exactly as gravy soup, with the addition of an ox-tail. Divide it into joints and fry brown. Then boil until perfectly tender, so that the meat comes easily off the bones, take it up and cut it into handsome pieces. When required for the soup, re-warm it in a little stock, as it would make the soup greasy if boiled up in it. When the soup is ready, put in two lumps of sugar, a glass of port wine, and pour immediately into the tureen.

Ox-cheek Soup.

This is an economical soup, and at the same time, if well made, very good. Have the bones of the cheek well broken, and wash it well in plenty of salt and water. Put it in the soup-pot and cover with water, let it boil ten minutes, then pour away this water. Fry six large onions, and put them into the soup-pot with two carrots and turnips, a little celery and blade of mace, six peppercorns and cloves, and as much stock or water as will cover the cheek. Let it boil gently for four hours, by which time the cheek will be done. Remove the meat from the bones, and choose some of the best pieces to serve in the soup. The remainder can be used for other dishes and is very good. Finish as gravy soup, with the addition, if you like, of a glass of sherry.

Soup Julienne.

Wash and scrape a large carrot, cut away all the yellow parts from the middle, and slice the red outside it an inch in length, and the eighth of an inch thick. Take an equal quantity of turnip, and three small onions, cut in a similar manner. Put them in a stewpan with two ounces of butter and a pinch of pounded sugar, stir over the fire until a nice brown colour, then add a quart of clear, well-flavoured stock, and let all simmer together gently for three hours; when done, skim the fat off very carefully, and ten minutes before serving add a cabbage lettuce cut in shreds and blanched for a minute in boiling water; simmer for five minutes and the soup will be ready. Any clear soup may be converted into Julienne by adding prepared vegetables as above. Many cooks, to save time and trouble, use the compressed vegetables, and they are to be had in great perfection at all good Italian warehouses.

Mock Turtle Soup.

This would be expensive if the calf's head had to be bought to make it, but if made from the liquor in which calf's head has been boiled (p. 168) the cost will be moderate. Put into this liquor, which if too weak may be reduced to the required quantity, by boiling without the lid of the

stewpan, the bones of the head, a pound of gravy meat, cut in dice and fried brown, three onions sliced, also fried brown, a carrot, a turnip, a little celery—the celery added when the soup is half made, as it loses its flavour by long boiling—and a small bundle of sweet herbs. Boil gently for three hours, strain and take off all fat and let it boil up, thicken with corn-flour, and add a glass of sherry. Put into the soup small pieces of the meat of the head and forcemeat balls (see page 175), let them get hot in it and serve.

Green Pea Soup.

Boil a pint of large peas in a quart of water, with a sprig of parsley and mint, and a dozen or so of green onions. When the peas are done, strain and rub them through a sieve, put the *purée* back into the liquor the peas were boiled in, add a pint of good veal or beef broth, a lump of sugar, and pepper and salt to taste. Let the soup get thoroughly hot without boiling. Stir in an ounce of fresh butter and it is ready.

The broth for this soup may be made either of one pound of gravy beef with ham or bacon bones, or of one pound and a half of the scrag end of a neck of veal. The meat must not be fried, as it would spoil the colour of the soup, which should be a beautiful green. A pound of spinach boiled with the peas will assist this. Care must

be taken that the *purée* is very smooth, and that it mixes well with the soup. Some cooks to effect this add milk and flour, but these are not proper additions and ought not to be necessary

Serve fried bread with the soup.

Hare Soup.

Half roast a hare, and having cut away the meat in long slices from the back-bone, put it aside to make an entrée. Fry four onions, take a carrot and turnip, celery, a small quantity of thyme and parsley, half a dozen peppercorns, a small blade of mace, some bacon bones or a slice of lean ham, with the body of the hare cut up into small pieces, in two quarts of good stock. When you have skimmed the pot, cover close and allow it to boil gently for three hours, then strain it, take off every particle of fat, and having allowed it to boil up thicken it with a dessert-spoonful of corn-flour. Stir in two lumps of sugar, a glass of port wine, and season if necessary.

Glaze.

Take a knuckle of veal with very little meat on, three pounds of shin of beef, a ham bone or slice of ham, a dozen onions, a few herbs, and two or three cloves and peppercorns. Let your butcher chop the knuckle of veal into small pieces. Cut up the beef and ham, put all into your stock-pot, let the juices draw out slowly, and then reduce as

directed for clear gravy soup ; when this is done, cover the meat with water, and when it has boiled up, skim it, and let it boil six or eight hours. Strain it, first through a colander, then through a very fine lawn-sieve, let it stand until the next day, take off every particle of fat, then put the glaze into a stewpan, boil up without the lid, and take off any scum as it rises. Let it boil very fast until it is reduced to a small quantity, and becomes gluey, then pour into a basin or soup-plate, and it will turn out next day very hard. This is most useful to enrich soups and gravies ; indeed, soup can be made by pouring boiling water on a little of it. It is always very good for travellers as meat lozenges. An economical glaze can be made with mutton shanks and any bones you have by you, and is very good if carefully made.

Brown Gravy.

In households where one meat meal is had every day, there need be no lack of gravy to make little dishes. It is one point of good management never to be without stock or gravy. If, however, it is necessary to make it of fresh meat, beef should be chosen from the neck, cut in dice, and fried a nice brown. Any trimmings of ham or bacon will be found a good addition to gravy, but should not be used when meat has to be warmed in it for table, as it is apt to turn it red. Onions should always be fried a rich

brown, and are best done in butter. Allow a quart of water to each pound of beef, and if you require strong gravy, let it boil down to about half. A peppercorn or two, a sprig of thyme and parsley, may be used for most brown gravies. Let the gravy boil slowly until rich enough, then strain, and when cool remove the fat; let it boil up, season if necessary, and thicken with a teaspoonful of boiled flour mixed smooth in cold water to about half a pint of gravy.

Butter Sauce.

The following is the best and most expeditious method of making butter sauce, or, as it is often called with us, 'melted butter.' Less butter is required than when mixed in any other manner, as the flavour of it is not lost by boiling.

One ounce of flour mixed smooth in four tablespoonfuls of cold water. Stir it into half a pint of fast boiling water, add a pinch of salt, let it boil up, then stir in an ounce and a half of butter; when it is dissolved, serve the sauce.

Parsley Sauce.

To be made as butter sauce. The parsley to be chopped and thrown into the boiling water just before mixing with the flour.

Brown Butter Sauce.

Put two ounces of butter into a stewpan and stir over the fire until it begins to get brown, then put in a tablespoonful of Tarragon vinegar, one of Prince Alfred's or similar sauce, twelve chopped capers and a little essence of anchovy. Simmer together for two or three minutes, and serve with salmon cutlets or other grilled fish.

White Sauce.

Boil two onions in a pint and a half of milk until it is reduced to a pint. Take out the onions ; press them so as to extract all the juice. Stir into the milk whilst boiling two ounces of fine flour mixed in a quarter of a pint of cold milk. Stir over the fire until it simmers and is as thick as rich cream ; add salt and cayenne pepper. Put in two ounces of butter, and when melted serve the sauce.

Cream in any proportion may be added to this sauce, and improves both its flavour and appearance. If a very rich sauce is desired, it should be made of equal quantities of milk and cream. A little highly concentrated veal or fowl stock may also be used.

Bread Sauce.

Boil an onion in a pint of milk for ten minutes, take it out and pour the milk over about a quarter of a pound of finely sifted bread-crumbs, add cayenne pepper and salt to taste. Stir over the fire until it boils and is quite thick. A small piece of butter or a little cream may be added.

Onion Sauce.

Peel and slice six large onions, put them into a stewpan with cold water and a little salt, boil until perfectly tender, then drain away the water and mash the onions to a pulp with a wooden spoon. Stir in a tablespoonful of flour, mix with half a pint of cold milk, add pepper and salt to taste, and stir the sauce over the fire until it boils and is thick.

Or, prepare and boil the onions as above, and when tender rub them through a sieve. Mix a tablespoonful of flour in a quarter of a pint of milk or cream, or as much as will give the required thickness. Stir the sauce over the fire until it boils.

Apple Sauce.

Pare, core, and cut in quarters good cooking apples. Put them in a stewpan with a spoonful of water to each

pound of apples. Cover closely and let them boil, beat up to a pulp with a wooden spoon and stir until they become dry. Then sweeten with half a pound of sugar to a pound of apples. Stir over the fire for five minutes and use as directed.

Horse-radish Sauce.

Beat a quarter of a pound of butter to a cream and mix with it a quarter of a pint of cream, half a stick of horse-radish grated finely, pepper, salt and distilled white vinegar to taste. The sauce should be as thick as good cream; it should be kept cool. Serve in a sauce tureen.

Mayonnaise Sauce.

Mix two pinches of salt with the yolks of two raw eggs, then work in vigorously with a wooden spoon, at first drop by drop, four tablespoonfuls of the finest salad oil; *Huile d'Aix*, to be procured of Messrs. Fortnum and Mason, Piccadilly, is the best to be had in England. When the mixture is worked enough it will be as thick as Devonshire cream. Mix a teaspoonful of Tarragon vinegar and one of Chili vinegar with the same quantity of French vinegar. Work this in drop by drop, and the sauce will assume a rich creamy appearance. It should thickly coat a spoon. Great care is required in making this sauce, or it will curdle and be useless. It is improved by being placed on ice for an hour before using.

Salad Dressing.

Proceed exactly as above, but substitute for the Tarragon and chili vinegar an equal quantity of French vinegar, and mix with a teaspoonful of mustard.





FISH





Baked Salmon.

Any part of the fish may be thus cooked, but the middle cut is most suitable. Butter a sheet of nice white writing-paper and wrap the fish up in it, folding the edges tightly together. Lay it in a tin baking-dish with a quarter of a pound of butter. Put it in the oven and baste very frequently. In a good oven the fish will take from three-quarters of an hour to an hour. When done, remove the paper, send it to table without a drainer, and with a little of the basting butter on the dish.

Serve with butter sauce and dressed cucumber.

Salmon Cutlet en Papillote.

Have a slice an inch thick cut from the middle of a large fish. It will weigh about a pound and a half. Wrap it up in oiled writing-paper, and fry in plenty of fat; it will take about ten minutes. Take it up, drain all fat away, and serve in the paper.

Fillets of Salmon with Potatoes.

Take slices of salmon three-quarters of an inch thick ; cut them into neat shapes. Put them into a stewpan with two or three ounces of butter, pepper and salt, cover over and let them cook gently, without frying, until done. Cut some potatoes in the shape of corks, half cook them by boiling, drain, and put them into a stewpan with butter, pepper, and salt. Let them cook slowly, shaking them about and taking care they do not brown. Dish the potatoes in the centre of the dish with the salmon cutlets round. Make a sauce as follows:—Take enough white sauce for your dish, mix with it sufficient of Burgess's essence of anchovy to make it pink, add a squeeze of lemon juice and a very little cayenne, stir in the remains of the butter in which the salmon was cooked, pour the sauce over it and the potatoes, and serve.

Sole au Gratin.

Have a pair of thick soles scraped. Trim neatly, and lay them in vinegar for an hour or two. Spread a little butter on a tin baking-dish, and lay the fish in it, the dark side downwards. Mix a glass of white wine, sauterne or hock is best, with a teaspoonful of Burgess's essence of anchovy, a tablespoonful of mushroom vinegar, a minced shalot, and a few drops of Chili vinegar ; pour

this round the fish, but it must not touch the upper side. Brush this over with dissolved butter, sprinkle lightly with pepper and salt, and cover, but not too thickly, with a mixture of finely sifted bread-crumbs and light brown raspings; put into a moderate oven and bake for half an hour. The crumbs on the surface of the fish must be brown and crisp, and if necessary the salamander must be used. Place the fish on a dish and serve with the sauce poured round.

Sole à la Hollandaise.

Large fish should be used for this purpose. Make a liquor in which to cook it of half a pint of vinegar, a teaspoonful of salt, an onion, half a dozen peppercorns, a blade of mace and three pints of water. Let this boil together for an hour and strain it; put in the sole, cover close and let it stand at a heat, just below boiling, for half an hour, giving it a boil for one minute at the last. Take it up, drain, and pour over parsley sauce, made slightly acid with lemon juice, or imitation Dutch sauce as for whiting. The liquor in which the fish was cooked should be saved, as it is better each time it is used, and will only require the addition of a little vinegar.

Boiled Haddock with Mushrooms.

Roll the fish round, boil it in water with a tablespoonful of vinegar and two or three peppercorns, and salt. When

done, take it up and place it on a fish-drainer. Serve with the following sauce in a boat:—Stew some mushrooms in butter with pepper and salt until tender, chop them up, put them with their liquor into some butter sauce, let them simmer together for two or three minutes. The sauce should be quite thick with mushrooms; about two table-spoonfuls of mushrooms to one of butter sauce.

Eels à la Reine.

The eels being cleaned and skinned, cut them into pieces about two inches long. Then boil them gently in a liquor prepared as for soles à la Hollandaise; when done, take them up, drain, and put into parsley and butter, with a little squeeze of lemon juice. Let them stand in the sauce without boiling for ten minutes and serve.

Baked Whiting.

Small whiting answer well for this purpose. Tie them round the tail to the mouth, dip them in dissolved butter, lightly sprinkle with pepper and salt, and strew pale raspings over them. Put a little butter in a tin baking-dish, put the fish in it, and bake in a rather quick oven for a quarter of an hour.

White Bait.

These delicate and delicious little fish may be bought at all good fishmongers, and it is not the expense which prevents their appearance more frequently at private tables. A wire basket and plenty of good frying fat are indispensable, and with a little care white bait may be as easily cooked as any other fish.

First drain the fish on a sieve, and then strew them on a cloth, well covered with flour; this done, lay another floured cloth over and turn them on to it. Having well covered the white bait with flour, drop them one by one into the wire basket until the bottom is covered; shake lightly to free them from unnecessary flour. Have ready some clear, clean frying fat, and when boiling hot dip the basket in. Move it about gently until the fish become crisp, as they will be in about two minutes. When done, turn the white bait on to paper to absorb the grease; keep hot whilst you repeat the process until you have enough.

Pile the white bait high on a napkin neatly folded, and garnish with fried parsley. Serve with lemon and brown bread and butter. A little salt and cayenne pepper may, if approved, be sprinkled over the fish after it is fried.

Potato case with Lobster.

Boil and mash very smooth and dry, enough potatoes for your case, add to a pound of them the yolks of two eggs, work over the fire in a stewpan until dry, then mould in the same manner as a rice case, brush it over with yolk of egg, and bake until nicely coloured. With a quarter of a pint of white sauce mix half a teaspoonful of Burgess's Essence of Anchovy and one of lemon juice, stir into it half a tin of preserved lobster, and let it stand by the side of the fire to get hot, but do not let it boil. Fresh lobster can be used, of course, but is more expensive. When ready, pour the lobster with its sauce, which should be thick, into the case and serve.

Scolloped Oysters.

Allow four oysters to each person. Take off their beards and the hard white portion, and simmer these with two tablespoonfuls of water, two or three minutes; not longer, or the liquor will be bitter. Butter a nice bright tin tart-dish, put on a thick layer of finely sifted crumbs, then the oysters; sprinkle salt and white pepper lightly over and pour on the liquor. Mix a little pepper and salt with the remaining bread-crumbs, and thoroughly cover up the oysters. Put bits of butter thickly on the top, and bake in a good oven twenty minutes. If

not brown when finished, either dust lightly over the top a few very finely sifted raspings or use the salamander. If preferred the oysters can be scolloped in tin or silver shells, one being allowed for each guest.

Soft Cod Roe Fried.

Take the whole of a small roe or a portion of a large one, about the size of a calf's sweetbread. Boil half a pint of water with a tablespoonful of vinegar, a large pinch of salt, and a shake of pepper. Put the roe in, and let it boil for ten minutes; then take it up and drain it. Beat up half an egg, yolk and white together, in a basin, and pass the roe through it so as to touch every part. Have ready some finely sifted bread-crumbs, mixed with an equal quantity of raspings, and well seasoned with pepper and salt, and dip the roe in them, taking care it is nicely covered. Have ready some good frying fat, and when boiling put in the roe; fry it on one side until brown and crisp, then turn and finish on the other.

Butter sauce and anchovy may be eaten with it, or butter sauce with a little lemon juice and cayenne pepper added is excellent.

Cod Roe à la Hollandaise.

Having washed the roe, boil it for a quarter of an hour as in the foregoing recipe. When perfectly firm it is done.

Take it up, place on a hot dish, and pour over it the following imitation of Dutch sauce:—Mix a heaped table-spoonful of fine flour in two of cold water; stir it into half a pint of boiling water, or the liquor in which the roe was cooked, in a perfectly bright saucepan; stir over the fire until properly thickened, then add a pinch of salt, an ounce of butter broken in bits, and, when well mixed, the juice of half a lemon, or a teaspoonful of vinegar; lastly, stir in carefully the beaten yolk of an egg, or two if you will afford them, and having stirred quickly for five minutes over a slow fire, pour over the roe and serve. Parsley sauce may be used instead of the above. Make it in exactly the same manner, only substitute chopped parsley for the egg.

Another Way.

Having washed the roe, pick it to pieces, rejecting any bits of skin. Boil as directed in the first recipe. When done, drain it, and serve with either of the above, or plain butter sauce with a teaspoonful of essence of anchovy stirred in.

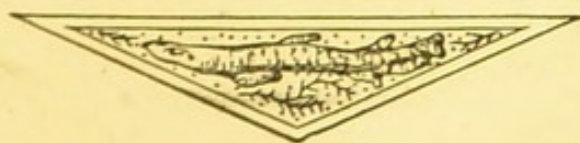
Scolloped Cod Roe.


Take about three-quarters of a pound of roe cooked as in the last recipe; mix a large teaspoonful of corn-flour and one of flour in two of cold water; stir this into three

tablespoonfuls of the liquor (at boiling point) in which the roe was cooked ; add half an ounce of butter, a teaspoonful of essence of anchovy and a pinch of cayenne pepper, stir briskly over the fire until thick, mix the roe with it so as thoroughly to coat it ; sprinkle a layer of finely sifted bread-crumbs on a well-buttered tin dish ; then put on the roe, spread evenly, and finish by covering to the thickness of a quarter of an inch with bread-crumbs lightly seasoned with pepper and salt ; spread a little dissolved butter over the crumbs, and bake in a quick oven for twenty minutes. When done, if not nicely browned, finish with the salamander.

Fish Balls.

Pound cold fish in a mortar, season it with pepper and salt, and add a little essence of anchovy. Flour your hands and roll the fish into small balls, dip them in a beaten egg, then in finely sifted bread-crumbs, repeat the process of egg and crumbing, put the balls into the wire basket, and immerse in a stewpan of boiling fat ; shake gently until brown. Turn the balls on to paper for a minute to absorb the grease and serve with fried parsley.





MEAT DISHES





Fillet Steaks with Potato Chips.

Trim the fillet as for roasting, cut it into slices half an inch thick, pepper and salt lightly, and allow them to stand for an hour or two. Put a little butter into the frying-pan, fry the fillets, first on one side, then on the other, dish them up nicely in the centre of a dish, and put round potato chips prepared as follows:—Peel fine kidney potatoes, cut them in very thin round slices of an equal size (that which is not used for the chips can be either fried or boiled for the family dinner), lay them in a cloth to dry, and fry in the wire basket in good fat. Dripping will answer, but the best frying fat is clarified pot skimmings; next to this beef-suet melted down with an equal quantity of lard. Oil is the best of all for frying potatoes, but is expensive, and requires some care in the use. Put only enough chips to cover the bottom of your basket; when you take them out, throw them on paper before the fire to absorb any grease, and repeat the process until you have enough chips. They can, if preferred, be fried without the basket, and taken out of the fat with a skimmer.

Fillet Steaks with Mushrooms.

Prepare the fillets as in the foregoing recipe, broil them, and place neatly on a dish with chopped mushrooms in the centre. Peel and trim the mushrooms, put them into a stewpan with a little butter, and pepper and salt, let them stew gently until perfectly tender ; they will take from ten to twenty minutes, according to size. When done, drain them from the liquor and chop them ; this done, put them back, warm up in it and place on the dish with the fillets.

Fillets of Steak with Fried Bread.

For this purpose the fillet must be very neatly trimmed, and all the slices be very nearly of a size. Cut them about half an inch thick, and then prepare as many pieces of bread as you have fillets, and of the same size and shape. Cook the fillets as directed for fillets with potato chips, and fry the bread nicely in the wire basket (see fried bread). Arrange them on the dish for serving ; first a fillet, then a slice of fried bread, and so on until all are used. In the centre of the dish put a little rich thick gravy and serve immediately.

Beef Olives.

Have some rump steak cut a quarter of an inch thick, divide it into pieces about five inches wide, spread over each a thin layer of sausage meat, roll up tightly, and put a skewer through to keep in shape ; egg, bread-crumbs, and fry until lightly cooked.

Serve with good gravy in the dish.

Rump Steak Pudding.

Line a pudding-basin with a paste made of equal proportions of beef-suet and flour, with water in proportion of half a pint to a pound of the latter. Lay in pieces of rump steak nicely trimmed, and sprinkle over pepper and salt, then a layer of mushrooms skinned ; repeat the layer of steak, and so on till the basin is full. Pour in as much stock or water as the basin will conveniently hold, put on a lid of paste, and boil from two hours to two hours and a half, according to size. When the pudding is done, send it to table in its basin, with a napkin neatly fastened round. Two or three sheep's kidneys cut in quarters may be substituted for the mushrooms ; oysters are excellent.

The carver should remove a round piece of the top crust and pour in a little gravy, which should be made of the mushroom trimmings and a little meat.

Beef or Mutton Puffs.

Roll or pound cold potatoes perfectly smooth, add a quarter of their weight of flour, rub them together, season with pepper and salt, mix into a paste with egg, roll out thinly, and cut into pieces about four inches square. Place on them slices of cold meat and well cooked bacon, very thinly sliced; pepper and salt highly, fold the paste over the meat, and press the edges together. Fry carefully, first on one side, then on the other. Serve very hot.

Cottage Pie.

Cut into dice one pound and a half of any coarse lean part of beef (from the 'sticking piece' is best), and put it into a stewpan with an ounce of butter, a pinch of pepper and salt, and four minced onions. Let this simmer in its own juices until perfectly tender. If not allowed to cook too fast, there will be nearly half a pint of gravy from fine fresh meat. It will take nearly two hours to cook properly. When ready, put the meat and onions into a pie-dish, mix the gravy with sufficient plain butter sauce to fill the dish, and cover it with nicely mashed potatoes. Mark the cover in squares on the top, by crossing it with a knife; bake for twenty minutes. The potato crust

should be nicely browned. A little milk or butter should be mixed with the potatoes, as it enables them to be smoothed more easily.

This pie may also be made of rump steak or cold meat, and will not then require stewing.

Haricot of Ox Cheek.

Fry some sliced onions until a nice brown. Cut up a cooked carrot, and add any other vegetable in season. Warm them in a little of the gravy in which the cheek was stewed as for soup. Put in the pieces of meat, season, and let them simmer together for ten minutes. If there is any fat on the gravy remove it, stir in enough flour to make it as thick as cream, simmer together for five minutes and serve.

Ox Cheek Pie.

The cheek having been stewed as for soup, cut it into neat pieces. Lay them in a tart-dish, with parboiled onions between each layer, and a good seasoning of pepper and salt. Fill up the dish with gravy, and cover with a crust made as for Devonshire pie.

Ox Heart.

This is now one of the cheapest dishes, an ox heart

weighing about five pounds, and the average cost being two shillings and threepence. It is not so popular as it would be if the method of cooking were understood. In the first place, it is not necessary to cook the whole heart; half or a quarter of it may be used to great advantage, and is good stewed, in a pie, minced, rissolettes, hashed, in a pudding, fried with potatoes, potted, or as a sausage. It must, however, be first stewed, no matter what the form in which it is subsequently used.

First wash and cleanse the heart, trim it and cut in half, rub flour over, and fry until brown. Then put it in a stewpan with four or five fried onions, a sprig of thyme, and enough water seasoned with pepper and salt or weak stock to cover it. Let it simmer gently for three hours or until perfectly tender, when take it up, remove all fat from the gravy, reduce it to a small quantity by boiling without the lid of the stewpan, thicken, season, and, if liked, add a glass of claret and a lump of sugar; return the heart to the gravy. Serve very hot.

If only half the heart is required for a dish, the other may be fried and will then keep, even in warm weather, for two days; or if rubbed with vinegar and turned every day, will not only keep very well, but will be improved by the process.

If, after the heart is stewed, it is put into the Dutch oven, and basted with a little butter for ten minutes, it will be very delicious, but must not then be returned to

the stewpan, but be placed on a dish and have the gravy poured round.

Stuffing balls made of equal quantities of bread-crumbs and suet, with a little flour, chopped parsley and sweet herbs, a little grated lemon peel, the whole seasoned with pepper and salt, and moistened with egg, are a good addition to this dish.

Having mixed the ingredients, flour your hands, roll into little balls, and fry gently until crisp and brown; put in the gravy, and simmer for a minute.

After the heart has been stewed, it may be used for any of the purposes mentioned above, according to the recipes for similar dishes.

Tripe with Onions.

When tripe comes in from the shop, it should be considered only half cooked, and from two to three hours is not too much time to simmer it. Place it in a stewpan with four large onions, half a teaspoonful of salt, a pinch of white pepper, and half a pint of water to each pound of tripe. When perfectly tender, take it up, keep hot whilst you take the fat off the gravy, which allow to boil without the lid of the stewpan until reduced to half the original quantity; then thicken it with flour and new milk, put the tripe and onions into it, let it simmer for a quarter of an hour, and serve very hot.

Tripe prepared in this way is delicious fried in batter made as page 62, or plainer if desired.

Tripe Sauté.

Stew a pound of tripe in well seasoned stock; when perfectly tender, cut it into neat square pieces, then fry a light brown in a little butter, and season with pepper and salt. Cut a pound of onions in slices, fry a nice brown, and then simmer them until very tender in a little of the liquor in which the tripe was stewed. When they are done, put the tripe with them into the stewpan, add a tablespoonful of chopped parsley and one of vinegar, simmer together for a minute and send to table immediately.

Mutton Cutlets.

Taken from the neck, mutton cutlets are expensive, but those from the loin will be found not only convenient, but to answer well at a smaller cost.

First remove the under cut or fillet from about two pounds of the best end of a loin of mutton, cut off the top, which will be useful for stewing, and is especially good eaten cold, and then remove the meat in one piece from the bones. Now divide it and the fillet into cutlets about half an inch thick, egg them over and dip them in well

seasoned bread-crumbs, fry them until a nice brown, and serve with gravy made from the bones and an onion.

This way of cooking the loin is much more economical than in chops, because with them the bones and tops are wasted, whereas in cutlets all is used up.

To stew the top, put in a stewpan, the fat downwards, sprinkle pepper and salt, and slice an onion or two over, and set it to fry gently for an hour or more. Take up the meat, and put a quarter of a pint of cold water to the fat, and when this has risen in a solid cake, take it off, mix a little flour with the gravy which will be found beneath the fat, add pepper, salt, and some cooked potatoes cut in slices. Cut the meat in neat squares ; let it simmer gently in the gravy with the potatoes for half an hour.

Neck of Mutton Cutlets.

As has been remarked, these are expensive, but if the whole neck is purchased and judiciously used the cost will be much reduced. The scrag end of the neck may be used as directed for neck of lamb *à la jardinière*, but will, of course, take longer to stew. There will then remain a portion which will not make handsome cutlets, but will be very good when taken from the bones and cut into thin slices, dipped in egg and bread-crumbs and fried. The bones will make excellent gravy, and if boiled gently and not too long, any meat remaining on them may be scraped

off and made into mince or rissoles. An excellent Irish stew may also be made from this portion. After disposing of what is considered the inferior portion of the neck, we come to that called the 'best end,' which will give seven chops. Trim away the breast, which will serve for stewing, &c., saw off the spine-bone and cut the chops, taking away about an inch of meat from the long bone, remove the gristle and nearly all the fat, then flatten the cutlets with the bat. Dip them in milk and pass them through bread-crumbs, pressing on them as many as you can, and then in dissolved butter ; then again through bread-crumbs, which must be highly seasoned with pepper and salt. Broil the cutlets over a clear fire, and serve either with a *purée* of any vegetables or a *jardinière*.

Put the *purée*, which must be thick, in the centre of the dish, pile it up and place the cutlets round it, the thick end downwards. Or a good plain gravy may be served under the cutlets.

Scrag of Mutton à la Russe.

Take about a pound and a half of scrag of mutton in one piece, boil it gently for about three hours in a quart of water, with a teaspoonful of salt, two onions, a turnip, a carrot and a pinch of pepper. When the meat is perfectly tender, so that the bones can easily be taken out, brush it over well with yolk of egg, then sprinkle over it a mixture

of finely sifted bread-crumbs, raspings, a shake of flour, a little dried and sifted parsley, and sufficient pepper and salt to season it highly. Put the meat into the Dutch oven, baste it until brown with an ounce of butter. and serve with good gravy or brown caper sauce. The broth may be served with the vegetables minced, a little celery being added, and for those who like it, a small quantity of chopped parsley put into the tureen and the broth poured boiling over it. Take care to remove all fat from the broth; it will rise very quickly if the basin is set in a larger one containing cold water changed frequently.

Sheep's Head.

Get a perfectly fresh sheep's head, and having taken out the tongue and brains, soak it in tepid water. With a blunt knife break all the soft bones inside the head, and take care most thoroughly to cleanse it. Put it into a saucepan with enough water to cover it and a tablespoonful of salt. To ensure perfect cleanliness, when it has boiled five minutes take the head out and pour away this water. Put the head on again to boil with two quarts of water, six onions, two turnips and carrots, and pepper and salt. Let it boil gently for three or four hours, or until so tender the meat will readily slip from the bones; having taken them all out carefully, place the meat of the head on a hot dish, and pour over it either a good onion, caper, or

parsley sauce. Or take all the vegetables cooked with the head, rub them to a *purée* through a sieve, have ready a little good butter sauce made with milk, nicely season it, mix with the *purée*, pour over the meat and serve. The broth is very good with the addition of a little celery and chopped parsley, and may be served either with or without the vegetables cooked in it.

The tongue and brains may be reserved for separate dishes, or used as in the following recipe.

A slight thickening of corn-flour is liked by most persons. Excellent soup of any kind may be made of this broth, and an economical one by merely boiling a few bacon bones in it, with any other bones or scraps. Chapman's wheat-flour makes a cheap thickening for plain soups, and tapioca or oatmeal is very good.

Sheep's Head Scotch Fashion.

The above recipe is for dressing sheep's heads as they are generally sold by butchers. To get one with the skin on it must be ordered. A head with the skin on is much more economical than without; the usual excuse of haste is given with us for removing it; it takes time and trouble to prepare with the skin on. Treat the head with the skin on exactly as directed in the first recipe, only it will take an hour longer to boil. It must be perfectly tender, so that the bones come out easily. Having laid it on a

hot dish, garnish it with slices of lemon and fried parsley.

Make a sauce of the brains as follows—Boil them in salt and water with an onion for a quarter of an hour, chop them up, mix with them a teaspoonful of finely powdered sage, and season well with pepper and salt. Have ready a quarter of a pint of butter sauce, stir in the brains, let all get hot together without boiling, serve in a boat. The tongue should be boiled separately in strong salt and water, with a clove, peppercorn, and a few drops of vinegar. Serve on the dish with the head.

Sheep's Head à la Russe.

Having taken out all the bones, proceed exactly as for neck of mutton à la Russe.

Breast of Mutton,

With the poor, to whom fat is a necessity, this dish is much in vogue; but to be economical, even from their point of view, it must be bought at a low price. Persons accustomed to the prime parts of mutton are wont to despise the breast; but it may, with a little care and skill, be made into excellent dishes. It is essential that it should be partly prepared the day before using, as it cannot be sufficiently freed of fat until cold. After preparing in the following manner, the meat may be made either into a mutton pasty, Devonshire pie, mutton pudding,

stew or curry. It is besides excellent eaten cold. Cut the breast into convenient pieces, and lay them in a stewpan, meat downwards, sprinkle with pepper and salt, and slice three onions over them. If it is desired to use the fat drawn from the mutton in any way in which the flavour of onions would be objectionable, they must be omitted. Set the stewpan at a low heat, and allow the meat to cook gradually in its own fat and juices. It will take about three hours. When done, put away the meat on a dish and the fat in a basin. The next morning a little gravy will be found beneath the cake of fat, which will, from a breast of mutton weighing about three pounds, be as much as three-quarters of a pound to one pound. It is excellent fat either for making family cakes and pies or for frying. Use the gravy, with the addition of a little water or stock, onion or other vegetables, to dress the meat in any of the ways above mentioned.

Sheep's Hearts Stewed.

Having well washed the hearts, drain and dry them ; make a stuffing in the proportion of two ounces of beef-suet to three of sifted bread-crumbs, and a small table-spoonful of flour ; put a good quantity of parsley, a pinch of sweet herbs, a grate of lemon peel and nutmeg, season with pepper and salt, and make the whole into a stiff paste with egg. Stuff the hearts with it, taking care not to have

them so full that the stuffing will burst out ; this done, brush the hearts over with milk, and then roll them in flour. Put them, with the broad end downwards, into a stewpan, with a little butter ; let them fry for a few minutes, then turn them about on all sides, and when nicely browned, put into the stewpan with a pint of good stock, or, if you have none, water in which an onion has been boiled, and well seasoned with pepper and salt. Let them simmer for an hour and a half, or until tender. Drain away the gravy and remove all the fat from it ; either reduce it by boiling sharply without the lid of the stewpan, or thicken with a little flour ; pour over the hearts and serve very hot. If to be eaten with currant jelly, a glass of claret in the gravy will be an improvement ; add also a lump of sugar.

Calf's heart is excellent cooked in this manner.

Sheep's Hearts Roasted.

Having washed the hearts, stuff each with an onion parboiled and then minced fine ; add to it two table-spoonfuls of bread-crumbs, half a teaspoonful of chopped or dried sage, and sufficient black pepper and salt to season highly. Press the stuffing well into the hearts, and, if necessary, fasten a little muslin over the top to keep it in. Whilst roasting baste very frequently. Sheep's hearts may be baked, stuffed in this manner ; but care

must be taken not to let them get dry. Any heart that may be left is excellent hashed.

Mutton Pudding.

Get from a pound and a half to two pounds of scrag of mutton, take off all the fat, boil it gently for two hours, meat downwards, in a quart of water, with two onions, and a good seasoning of pepper and salt. Take up the meat; set the broth aside to cool, in order that you may take off the fat. Carefully remove the meat from the bones. Make a crust with the fat from the scrag, or of mutton or beef suet, in the proportion of two ounces of fat to four ounces of flour; line a pudding-basin with this, slice in two cooked potatoes, lightly pepper and salt them, then the onions cooked with the mutton, then the meat of the scrag, and, as a great improvement to the pudding, a sheep's kidney sliced, or half an ox kidney; sprinkle pepper and salt over, and put on the top two more sliced potatoes. Fill up the basin with some of the broth, put on a lid of paste, and boil the pudding for two hours. Return the bones to the remainder of the broth with an onion; let them boil until the pudding is ready, then serve the broth in a sauce boat. All meat puddings should be served in the basin in which they are boiled, a napkin being neatly folded round. The carver should remove a round piece from the lid of the pudding, and

pour in enough of the broth from the sauce boat to fill it up ; this will ensure each person getting the same kind of gravy. This pudding may be made of sheep's head after it has been boiled, as directed in the following recipes. To make the crust for a richer pudding use equal quantities of suet and flour. Mix a pinch of salt with the flour and suet, make into a paste with cold water, in the proportion of half a pint to a pound of flour. Flour the paste-board, and roll out the crust a quarter of an inch thick. Dissolve a little butter, and brush the inside of a basin thickly with it, then line with the paste.

Devonshire Pie.

This made as is usual in the county from which it takes its name, and where it is also called 'Squab Pie,' is so rich that few persons like it. The following recipe will be found free from this objection, as mutton is substituted for pork, and all the ingredients are cooked and freed from fat before being put into the pie.

Take a pound and a half of the scrag of mutton, cut it up into convenient pieces, and put it into a stewpan with half a pint of water, two large pinches of salt and one of pepper, and two large onions sliced. Let it simmer for two hours, or until perfectly tender, then set the gravy to cool. Draw all the bones out of the meat, and arrange it neatly in a pie-dish, place on the top the onions cooked

with it, sprinkle lightly with pepper and salt, and spread over a thin layer of nicely sweetened apple sauce, or apple marmalade, and having removed the fat from the gravy, pour it over the meat, &c. Make a crust as follows:—Use suet finely shred, not chopped, in the proportion of three ounces to five ounces of flour, and water in that of half a pint to a pound of flour. Having mixed these ingredients with a pinch of salt into a smooth paste, roll it out, and beat it until the suet and flour are thoroughly incorporated. Then roll it out in the usual manner, and put it on the pie. This crust is very good eaten hot, and is wholesome and digestible. If a richer crust is desired, an ounce of butter or lard may be added to the given proportions, which are about sufficient to make a crust for a pound and a half of mutton. If pie-crust is objected to, a layer of well mashed potatoes may be substituted, or slices of bread, fried a light brown and laid on as a cover, are very good. The whole of the contents of the pie having been thoroughly cooked, it will be ready so soon as the crust, of whatever kind, is nicely baked.

Mutton Pasty.

The under cut of a shoulder is best for this purpose. With a sharp knife cut the lean meat away from an uncooked shoulder of mutton; let the slices be thin. This will not in the least interfere with the upper side, which

may be hung as long as required after the under cut is removed. Lay the slices of meat in a pie-dish, sprinkle pepper and salt over them, and nearly fill the dish with a gravy that will jelly; it may be made with mutton shanks and a little gravy beef, two nicely fried onions, a few peppercorns, and a very small bit of mace. If for eating cold, cover the pasty with a good puff paste, and bake in a quick oven. If to be served hot, a cover of mashed potatoes, or a crust as for Devonshire pie is suitable.

Breast of Lamb Cutlets.

Tie two breasts of lamb together, and boil them very gently in a quart of stock or water with two onions, a carrot, and a sprig of thyme. When the meat is perfectly tender, draw out the bones, and press the meat between two dishes until cold. Then cut it in pieces the size and shape of cutlets, dip them in dissolved butter and crumb them, then egg and crumb them again. Make a *purée* of turnips, or any vegetables you please, put in the centre of the dish, and place the cutlets round it.

Serve with white sauce in a boat.

Sweetbreads.

These are generally somewhat expensive, but, as they must have a quick sale, butchers are at times glad to dispose of them at a reasonable cost. It must be borne in mind that a pair of fine calves' sweetbreads at three shillings are cheaper because they go further than a chicken at the same price in London.

Carefully wash and trim the sweetbreads, then put them in a stewpan with enough stock or water, seasoned with pepper and salt, to cover them, an onion, a sprig of parsley and thyme, and a small piece of lemon peel. Simmer gently for twenty minutes. Take up and drain them, brush over with egg and crumb them, then put them in the Dutch oven before the fire, and baste constantly with butter until nicely browned. Serve them with rich brown gravy, with a little lemon juice added, or tomato sauce, if preferred. Lambs' sweetbreads are parboiled in the same manner, then dipped in egg and seasoned bread-crumbs and fried.

Calf's Head.

Procure half a calf's head; let it soak in cold water with a spoonful of vinegar and a little salt for two hours. Remove the brain and tongue, put the head on with suffi-

cient water to cover it, and a tablespoonful of salt; when it has boiled ten minutes, pour away the liquor, and again cover the head with water. Add two onions with a clove stuck in each, a small bundle of parsley with a sprig of thyme tied up with it, a tablespoonful of white vinegar, and a large tablespoonful of salt. Let all boil gently for two hours, or until the head is sufficiently tender to slip from the bones. Having removed them, lay the head on its dish, and cover either with rich brown gravy or white sauce. After the tongue, which can be boiled with the head, is skinned, cut in small pieces and lay it on a separate dish; place round it in little heaps, alternating with neat rolls of toasted bacon, the brains, prepared as follows:—Boil the brains very fast in a little of the liquor in which the head is cooked; when quite firm chop them up, and put them into a stewpan with an ounce of butter, a pinch of salt and pepper, a dessertspoonful of chopped parsley, and a squeeze of lemon juice. Stir over the fire until the butter is dissolved, then sprinkle in a dessertspoonful of flour, again stir for five minutes, and serve.

Veal Cutlets à la Polonaise.

Cut the meat from the bones of the best part of a neck of veal, divide it into cutlets three-quarters of an inch thick, fry them in a little butter, just to brown them slightly, then simmer them until perfectly tender in good

white gravy, well flavoured with onion and slightly thickened with corn-flour. When they are done, take them up and skim the gravy; let it boil down to a small quantity. Trim some slices of lean ham to the size of the cutlets, fry them in butter until done, dish the veal up in a circle, a slice of ham between each piece. Strain the sauce into the centre of the dish.

The gravy for this dish should be made of the bones of the neck from which the cutlets have been taken.

Chump End of Loin of Veal.

Get about three pounds, remove all the bone you can, and cleverly insert a stuffing. Close it up as tightly as possible; if necessary, bind it round with tape, and fasten over a thin piece of muslin to keep in the stuffing. Roast it, basting frequently. Make the stuffing of equal quantities of finely chopped suet and bread-crumbs, a pinch of marjoram and thyme, a good quantity of chopped parsley, a grate of lemon peel and nutmeg, pepper and salt, and enough egg to make the whole into a paste.

Réchauffé of Roast Veal.

Cut the veal in thin slices, and spread over each a little of the remaining stuffing; pepper, salt, and flour lightly. Then make a batter with two eggs, well beaten, a pinch of dried parsley, pepper and salt, half a pint of

skim milk, four tablespoonfuls of flour. Put an ounce of butter into the pan, let it boil, pour in the batter like a thick pancake, then lay in the middle, one on the other, the slices of meat; fry slowly ten minutes, shaking the pan to prevent burning. Then turn up the edges of the pancake over the meat, and turn it over on to the other side; fry another five minutes, and then with a slice put the cake on to its dish. Pour over it a little rich gravy, in which any peas, French beans, or other nice vegetables have been warmed, and serve immediately.

This dish looks very pretty and is delicious.

Fricassee of Knuckle of Veal.

Cut the meat remaining on a cold knuckle into thick slices, and having cleared the bone, set it to boil for two hours in three pints of water; it will then give half a pint of good rich gravy. Take the fat off it, and add an equal quantity of milk, in which two onions have been stewed. Rub these to pulp, use it with flour to thicken the gravy, season nicely; put in your pieces of veal with any of the gelatinous morsels, and let them simmer for an hour. Then serve with toast sippets or fried bread. The bones will again bear boiling, and should yield a pint of strong jelly.

Minced Veal.

Cut up the meat into slices half an inch thick, then into strips of the same thickness, and finally into neat dice-shaped pieces. Reserve all skin, brown bits, and sinew to make the gravy. Let the meat simmer in it, with an onion and a piece of lemon peel, until quite tender, when add to it a sufficient quantity of milk, thickened with flour, and let all simmer together. Take out the onion and lemon peel, and serve with fried bread and rolls of bacon round the dish.

This is an old recipe which has not been improved on in the modern fashion of mincing veal.

To make the bacon rolls, cut slices of streaked bacon very thinly, and about two inches long, roll them up, and place as you do them close together on a small skewer. Cook them before the fire in the Dutch oven, and when done, draw out the skewer; the rolls will thus keep their shape.

Potato Hash.

Put some cold chopped potatoes into the frying-pan with a little fat, stir them about for five minutes, then add to them an equal quantity of cold meat, cut into neat little squares, season nicely with pepper and salt, fry gently, stirring all the time, until thoroughly hot through.

Liver à la Francaise.

Cut some slices of calf's liver half an inch thick, and lay them neatly in a stewpan slightly buttered, sprinkle pepper and salt over the upper sides, slice two ounces of fat bacon as finely as possible, chop a teaspoonful of parsley and a small shalot very fine, and spread them evenly over the liver; cover the stewpan closely, and set it on a fire so moderate that it will draw out all the juices without simmering; the least approach to this hardens the liver and spoils it. If the range is too hot, set the stewpan on an iron stand. When the liver has thus stood for a hour and a half it will be done. Take it up, put it on a hot dish, and cover it close, whilst you boil the bacon and the gravy together for two minutes, then pour over the liver and serve immediately. Liver cooked in this manner is digestible, and can be eaten by persons who could not venture to do so when fried.

Brains.

Sheep's, calf's, pig's or ox brains may all be treated in the following manner. Having carefully washed the brains, boil them very fast, in order to harden them, in well seasoned gravy. When they are done, take them out of the gravy, and set them aside until cold. Cut them

either in slices or in halves, dip each piece in egg, then in bread-crumbs, well seasoned with dried and sifted parsley, pepper and salt; fry them in a little butter until brown. The gravy having become cold, take off the fat, and boil it in a stewpan without a lid until it is reduced to a small quantity; pour it round the brains and serve.

A slice of tomato, prepared as for salad, may be placed between or under each piece of brain, or a little pickled cucumber may be served in the gravy.

Brains are excellent fried in batter.

Dry Curries.

Any kind of cold meat will do for this purpose, but fowl, rabbit, mutton or pork are best. Fry one onion in a little butter until brown, mix it with the meat cut into small neat dice, and fry together until hot through. Then sprinkle very lightly over a little curry powder, salt and pepper; mix well together, and pour over enough cream or milk slightly to moisten the curry. Stir it about until again dry and serve.

Pork and Kidney Pudding.

Make a crust as for steak pudding, and line a basin with it. Cut thick slices from the chump end of a fore loin of pork, put a layer at the bottom of the basin, sprinkle pepper and salt over, then a layer of sausage meat, and a

layer of mutton or pork kidneys cut in quarters, and so on until the basin is nearly full. Pour in as much stock water or gravy made from the bones and trimmings of the pork, as you can, put on a lid of paste and boil the pudding for two hours if large, an hour and a half if small.

This is an exceedingly good pudding and by many people preferred to one made of beef. It is convenient to make it at the same time as sausages as some of the meat from the loin can be reserved, and is equally good if very lightly salted, and set aside until the next day.

Force meat.

This may be made in a number of ways, either in simple or elaborate fashion, and with a great variety of material. A clever cook, in possession of a pound or two of forcemeat, might send up a very delicious dinner of at least half a dozen different dishes. The most useful forcemeats are made from beef, veal and pork, but fish, poultry, and game may also be employed. The operation of making forcemeat in any quantity, for those who have not a mincing machine, is rather tedious, but still may be successfully performed. The following recipe for making a forcemeat of pork, which will answer for all general purposes, is given as a model, though for some things it may be necessary to further pound it in a mortar.

Cut a pound of fat pork into thin stripes; take care

that it is perfectly free from skin and gristle. The loin will be found best for this purpose. Mix an ounce of finely sifted bread-crumbs with one large teaspoonful of salt, a small one of black pepper, and one of dried and sifted sage. Pour over the meat a teacupful of gravy made from the bones and trimmings of the pork, sprinkle the seasoning equally over, and mix it thoroughly. Then pass it through the mincing machine. If you have not one, chop the meat, and mix the seasoning with it afterwards.

Topham's 'Combination Mincer,' to be had at Kent's, High Holborn, is invaluable; it not only makes sausages to perfection, but pounds meat so finely for forcemeat and potting that there is no necessity for using the pestle and mortar.

Sausage Balls.

Put a little flour on your hands, take a piece of the forcemeat, and roll it into balls. Repeat the operation until you have enough. Fry the balls in a little butter, shaking and turning them continually. They will take about ten minutes.

Curried Forcemeat Balls.

Prepare as the last recipe. Have a good gravy well seasoned with curry-powder, warm the balls in it without boiling them, and serve with a little boiled rice.

Forcemeat Pie.

Put a layer of forcemeat at the bottom of a tart-dish, beat up two or three eggs, a tablespoonful of milk to each, with a little pepper and salt, pour over and cover with pie-crust; it should be light and thin. Bake in a good oven for half an hour.

Forcemeat Pudding.

Soak the crumb of a French roll in milk, beat it up smooth with a quarter of a pound of forcemeat and the yolks of two eggs, add a little pepper and salt if necessary. When about to bake, beat the whites of the eggs to a strong froth and stir them into the pudding; put it into a buttered tart-dish and bake it in a hot oven for half an hour. Serve a little good gravy in a boat.

Forcemeat Balls for Soups and Garnish.

Add to the above forcemeat a third of its weight of bread-crumbs, soaked in milk, and worked dry in a stew-

pan, with a little butter and an egg. When well mixed together and cold, roll into balls the size of a marble, and fry them brown in butter. Drain them free from fat, and put them into the tureen after the soup is in it.

Rice case with Forcemeat.

Boil half a pound of Carolina rice in a quart of water with an ounce of bacon fat or butter; pepper and salt to taste. When it is done and dry enough, pound it in a mortar, then roll into a ball, put it on a baking-sheet, and mould it with the hands into the shape of a raised pie. Brush it over with dissolved butter, and put it in the oven until it colours nicely. Put into it as many fried sausage balls as it will contain, and pour over them a little thick brown gravy or sauce Robert.

Forcemeat Rissoles.

Roll out some puff paste (a quarter of a pound will make a good many rissoles) to the thickness of a quarter of an inch. Cut some rounds either with the top of a cup or a paste-cutter. Pound a little sausage meat in the mortar, take a piece, the size of a teaspoon, and lay it on a round of paste, wet the edges and fold over to the shape of a puff, press well together and mark with a paste-cutter. When you have made sufficient, fry them in hot fat. Serve on a napkin with a garnish of fried parsley.

Rissoles.

Chop cold beef or mutton very fine, add to it about a fourth of its weight in bread-crumbs, a finely minced shallot, a little chopped parsley, pepper and salt to taste; mix with egg into a stiff paste. Flour your hands and roll the meat into egg-shaped balls. Put a little butter into the frying-pan, and fry the rissoles, first on one side and then on the other, taking care they do not get over brown. As the meat has been previously cooked, the rissoles will only require to be made hot through. Serve with a little good gravy in a boat.

Queenelles.

This is a simple and inexpensive recipe, and there should be no difficulty in getting the queenelles made by an ordinary cook. They are very nice made small, as an accompaniment to soup, and in a larger size as an *entrée*.

Take two ounces of sifted bread-crumbs, moisten them with a little milk or cream, and before using them put the crumbs into a cloth and squeeze out as much moisture as possible. Then put them into a stewpan with an ounce of butter, and stir over the fire until the paste becomes smooth and compact; mix with it a well beaten egg, and again stir over the fire until dry. Have ready an ounce of

any kind of pounded meat, game, poultry, or fish, well and highly seasoned, and in the case of the latter, a little anchovy added. Mix all together and set aside to get as cold as possible. When ready for use, flour your hands, and roll the queenelles into the shape of small eggs, if for an *entrée*, if for soup, the size of a teaspoon. Have a stewpan half filled with boiling broth, or water, flavoured with onions, pepper and salt, drop in the queenelles, and poach them. Eight or ten minutes will cook the largest size.


They may be served either with a rich gravy or white sauce flavoured with lemon juice.

Patties.

These may be made in great variety, both in shape and material, but it requires an experienced hand to make patties without pans, and there is some waste with them. Those made as follows are excellent. Line small round patty-pans with puff paste, exactly the same as for mince-pies, fill them with either cooked veal, pork, mutton, fowl, or game, cut into neat dice, and mix so as to coat the meat thickly with rich, well flavoured white sauce; put on a cover of paste and bake in a quick oven.

POULTRY AND GAME





Roast Game and Poultry.

Whenever a fowl or a pheasant has no other stuffing, an ounce of butter, mixed with a good pinch of pepper, salt, and nutmeg, should be put into the body, which must be so securely fastened that the seasoning cannot escape when melted. The flavour of game and poultry is much improved by basting with butter, and the fat saved from toasted bacon is an excellent substitute. Where there is much game or poultry roasted, this should not be regarded as an extravagance, as the fat with a little more added will serve over and over again. Each time the fat is used, a deposit of rich gravy will be found beneath it; this is most valuable, and should always be added to that to be served with game or poultry; indeed, this deposit with the giblets, and perhaps a bacon bone, ought to make a rich and sufficient gravy for one fowl.

A thick slice of fat bacon, large enough to cover the entire breast, is not only a great improvement, but an economy in roasting a fowl, because it prevents loss of goodness and makes it eat juicy and firm. This can be easily managed in families where they make use of boiled

bacon. First, before cooking, remove the rind as thinly as possible, then cut off a thick slice of the fat and reserve for roasting purposes. The bacon will not have lost any of its quality, and will probably be fat enough. The slice used to cover the breast of the fowl should be removed a few minutes before serving, in order that the skin may be nicely browned. The bacon itself will be good eaten with the fowl, or cold, or for several of our recipes.

Braised Fowl.

Truss a fowl as for roasting. Stuff the crop with good forcemeat or sausage meat. Lay slices of bacon over the breast, and put in a braising-pan with as much good stock as will reach half way up the legs, two onions, and a small bundle of sweet herbs. Let it stew very gently until perfectly tender, then take it up, remove the bacon from the breast, and keep warm whilst you take the fat off the gravy, and reduce it by boiling without the lid of the stewpan to about one-half. Brush over the breast of the fowl with good glaze, pour the gravy round and serve.

Fricassee of Fowl with Button Onions.

Cut up a tender fowl into the usual joints, put them into a pint and a half of white stock or water, nicely seasoned with pepper and salt, a sprig of parsley, mar-

joram and thyme, and an onion with two cloves stuck in it. Let the stewpan boil for one minute, then skim the gravy and allow it just to simmer for half an hour. Meanwhile boil three dozen button onions in a pint of milk with a little salt, strain them, and reserve the liquor to make the sauce. When done, take up the fowl, strain the gravy and take off all the fat, let it boil in the stewpan without the lid until reduced to one-half, add the onion milk made as thick as good cream with boiled flour, break in two ounces of fine fresh butter, taste that the sauce is well seasoned, and put in the fowl. Let it get hot in the sauce, and then stand at the stove corner for a quarter of an hour. Arrange the button onions neatly round the dish on which the fowl is served.

Chicken Legs en Papillotes.

Take the legs of cold chicken, remove the bones, dip them in dissolved butter, with a little chopped parsley, pepper, and salt mixed with it. Lay on both sides of each leg a very thin slice of cooked fat bacon, and wrap it in a piece of buttered paper, cut so that it will fold over neatly at the edges. Lay them on a gridiron over a slow fire for ten minutes, turning them twice and being very careful they do not burn.

Deville'd Fowl.

The legs of either roasted or boiled fowls are suitable for this purpose. Score the flesh deeply and coat thickly with the following mixture :—Melt an ounce of butter, mix with it a teaspoonful of chutney, a pinch of cayenne, white pepper and salt. Put the legs on the gridiron over a slow fire, taking great care that they do not burn. Cook slowly for a quarter of an hour, turning them very frequently. Take the legs off the gridiron and pour a little dissolved butter over each ; if required to be very hot a little pepper should be shaken over them.

Stewed Chicken Giblets.

Take three or four sets of chicken giblets. Wash, dry, flour, and fry them in a little butter. Cut the gizzards into slices, and put with the other giblets into a stewpan with half a dozen onions, fried, a small bundle of sweet herbs, and enough stock or water seasoned with pepper and salt to cover them. Simmer for about an hour or until perfectly done. Take them up, strain the gravy, and free it from fat. Rub the onions through a sieve and mix with a tablespoonful of boiled flour, stir this into the gravy, let it boil up, put in the giblets, let them get hot in it and serve. A few forcemeat balls, if convenient, should be served with this dish. A *purée* of green peas or dried haricot beans goes well with it.

Chicken Giblet Pie.

Prepare the giblets as for stewing. When done, remove the meat from the necks and pinions, and lay it with the rest of the giblets in a pie-dish, put slices of boiled bacon between each layer, fill up the dish with gravy, and cover with a crust, either as for Devonshire pie, or of mashed potatoes. Bake for half an hour.

Mayonnaise of Chicken.

The remains of fowl, game, or fish may be used to advantage as a mayonnaise. Take the fowl from the bones, free it from skin, and cut it into neat little squares like dice, mix with it a few spoonfuls of mayonnaise sauce, and let it remain for some hours. When about to serve, pile it up in the centre of a dish, and pour sufficient sauce over to cover it. Ornament tastefully with cabbage-lettuce and watercresses, and serve salad separately.

Fillets of Hare.

Cut slices from the back, as directed for hare prepared for soup. Cut them into four pieces, put them into a stewpan with two ounces of butter and a little salt, let them simmer in it for twenty minutes. Take them out,

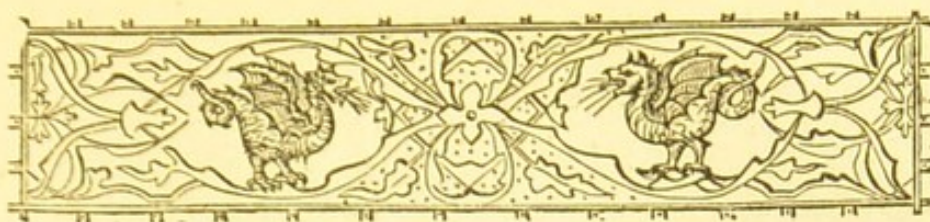
work a spoonful of flour into the remains of the butter, and when it has become a stiff paste, moisten with a glass of claret or Burgundy; season slightly with cayenne, put in a piece of glaze the size of a walnut, stir until dissolved, then pour over the hare and serve.

Curried Rabbit.

Boil a pound of pickled pork for three-quarters of an hour, with three onions, a sprig of thyme, and a quart of water. Then put in a fine young rabbit and boil gently for half an hour. Take up the rabbit and pork, cut up the former into handsome joints, and the pork into neat slices. Put back into the liquor the head, neck, liver, and any pieces of the rabbit you like, with the bones and trimmings of the pork, and let them boil for an hour, then strain and skim the liquor free from all fat. Allow it to reduce by boiling without the lid of the stewpan to one-half; put in the pork and rabbit and allow them to simmer gently for half an hour. Rub the onions boiled with the rabbit to a pulp, add them to a quarter of a pint of milk or cream, in which a tablespoonful of flour, a teaspoonful of curry-powder, and a teaspoonful of Captain White's curry-paste have been mixed. Put this to the gravy, stir over the fire until it has thickened, and serve the curry with well boiled Patna rice on a separate dish.

VEGETABLES AND SALADS





Potatoes au gratin.

Peel some potatoes and cut into strips about half an inch thick. Wash and dry them in a cloth, dip them in egg and finely sifted bread-crumbs. Put them into a wire basket and fry until done in plenty of boiling fat. Sprinkle with chopped parsley, pepper and salt, immerse in the fat for about a second, put them on paper to absorb the grease, and serve very hot.

Potatoes à la Maitre d'Hotel.

Very small new potatoes may with advantage be used up in this way. Take care they are nicely scraped, and are as white as possible. They must first be boiled in the usual manner with plenty of salt, and be served up with the following sauce to cover them:—Mix a tablespoonful of flour in one of cold water, and then put into a quarter of a pint of boiling water; stir over the fire until properly thickened, put in a large teaspoonful of finely chopped parsley, two ounces of butter, and a pinch of salt and pepper. Continue stirring until the butter is dissolved, but do not allow the sauce to boil; finally put in a squeeze of lemon juice.

Large potatoes may be dressed in this manner, but must be cut in thin slices after being boiled.

Stewed Vegetable Marrow.

Cut the marrow into quarters, peel and take out all the seeds, put it into a stewpan with an ounce of butter, and a pinch of pepper and salt, let it cook until done in its own juices. Then mix a little flour with it to thicken slightly, let it boil up and serve. A few spring onions or an onion sliced are very nice cooked with the marrow.

Vegetable Marrow Stuffed.

Cut off the ends of a marrow, and with a scoop or the top of a spoon remove all the seeds from the middle, which fill up with any forcemeat or cold meat minced. If there is nothing else convenient, equal quantities of bread-crumbs and cold bacon, with a little chopped parsley and shalot, seasoned with pepper and salt, will be found very good. Having put the stuffing into the marrow, make a stiff paste of flour and water, and close the ends up with it. Put the marrow into any deep dish with a little butter or other fat, cover it close, set it in a good oven, and bake two hours, or until perfectly tender. When done, remove the paste from the ends, and send the marrow to table with its own gravy.

Stuffed Tomatoes.

Choose the tomatoes of a good round shape, and as free from blemishes as possible, remove the stalks and seeds, then place inside them any good forcemeat, or meat prepared as for rissolettes. Put a little butter in a deep pie-dish, place the tomatoes in it, and cover close with a plate or dish. Bake for an hour, or until done, basting occasionally. Serve very hot.

Purée of Haricot Beans.

If the beans are left to soak all night in cold water they will be easily shelled, but if this is not convenient boiling water must be poured over them, and after they have stood a few minutes be drained, the skins will then come off easily. Choose the large white sort; half a pint will make a dish sufficient for five or six persons.

Put the beans when shelled into enough broth or water to cover them, with an ounce of butter or bacon fat; let them boil until tender, they will probably take three hours. Watch that they do not boil dry; when done, rub them through a sieve. They should be a very thick *purée*. Taste that it is nicely seasoned, return it to the stewpan with an ounce of butter, stir until hot, and serve either as an accompaniment to other dishes, alone, or with fried bread.

Stewed Celery.

Great care must be taken in washing the celery. Cut off the tops, take away the outside leaves, and neatly trim the roots. Boil the sticks in salt and water for five minutes, then again carefully wash them. Put them into a stewpan with sufficient stock to cover them, an onion, a carrot, a bunch of sweet herbs, and pepper and salt. Boil very gently for two hours, or until perfectly tender. When done, drain and lay the celery in a dish. Strain and boil down the liquor in which they were stewed to a small quantity, add to it if necessary a drop or two of colouring, a small piece of glaze, and thicken with butter and flour. Pour over the celery and serve.

Fried Parsley.

Wash, pick, and dry the parsley by shaking it in a cloth. Put into the wire basket, and fry for half a minute in boiling lard. Drain and throw it on to paper to absorb the grease, and use for garnishes.

Fried Mushrooms.

The large mushrooms are best for this purpose. Take off the skin and trim the stalks, lay them on the upper side in a frying-pan, with a little dissolved butter or lard.

Sprinkle pepper and salt over the uppermost or black side, and let the mushrooms cook very gently until they are perfectly tender. Put them into a hot dish and pour their gravy over them.

Baked Mushrooms.

Prepare the mushrooms as in the foregoing recipe, put a little butter on a plate, lay the mushrooms on it, sprinkle with pepper and salt, cover with another plate, and bake in a moderate oven for half an hour, or until done. The gravy from mushrooms cooked in this manner should be plentiful.

Stewed Mushrooms.

For this purpose mushrooms should be very fresh, and those of natural growth are to be preferred. Choose the large white buttons, though if it is not an object to keep the sauce a light colour, any size will do, peel or turn them, that is, pare them with a sharp knife. Put two ounces of fresh butter into a stewpan, lay in the mushrooms, the upper side downwards, sprinkle pepper and salt over, let them simmer very gently for a quarter of an hour, longer if they are large and thick. When tender, put to them sufficient white sauce to cover them, and let them simmer together for half an hour. Serve as sauce or to be eaten with fried bread.

Salad.

Our English salads are generally spoiled by the moisture left clinging to them after washing for the table. It is the first essential in preparing a salad most carefully and thoroughly to dry every leaf. This is best done after having drained away the water, by laying the salad on a cloth several times folded, and finally shaking it in another, care being taken not to crush or bruise the leaves. This being done, cut up the larger salad very neatly and evenly, mix with it some of the smaller salad, and, if allowed, a very little onion also cut up finely, sprinkle the remainder of the small salad on the top of the bowl, and ornament with sliced beet-root, radishes, and hard-boiled eggs cut into neat shapes. It is better to serve the salad and dressing separately, as many persons prefer oil and vinegar, but if poured over the salad, it should not be done until the moment of serving, or its crispness will be destroyed.

When salad is served with meat, separate plates should be provided. They are to be had now of a crescent shape, which fit the meat plate.

Tomato Salad.

Mix one drop of extract of garlic with a teaspoonful of vinegar; spread it over a flat dish. Wash and dry the

tomatoes, then cut them into thin slices, and lay them on the dish, and sprinkle heavily with fine salt ; tomatoes require a liberal allowance of it, in whatever form they are used. Shake a very little pepper ; put a few drops of oil and about a teaspoonful of vinegar over each slice. Prepare the salad an hour or two before required for use.

Dressed Beet Root.

Boil about two hours, wipe off the skin, and cut the beet-root in slices. Pour a little salad oil over, season with cayenne pepper and salt, add a small teaspoonful of sifted sugar, and best French vinegar in required quantity.





SAVOURY MACARONI, RICE, OATMEAL,

EGGS, &c.





Macaroni au gratin.

Break two ounces of best Italian macaroni into a pint of highly seasoned stock, let it simmer until very tender. When done, toss it up with a small piece of butter, and add pepper and salt to taste ; put on a dish. Sift over it some fried bread-crumbs and serve. If the macaroni is kept well covered with the stock, it will take about an hour to cook, but it should be tried from time to time, and never allowed to get pulpy.

Macaroni with Bacon.

Boil two ounces of streaked bacon, cut into dice, or chop it, and add it to macaroni prepared as above.

Macaroni with Onions.

Prepare macaroni as for *au gratin*. Fry two or three onions a delicate brown, boil them in gravy until tender, and mix with the macaroni. The onions may be plain boiled if preferred.

Savoury Macaroni Pudding.

Prepare macaroni as above, and finish as savoury rice pudding.

Macaroni with Cheese.

Boil two ounces of macaroni in half a pint of water, with an ounce of butter, until perfectly tender. If the water evaporates add a little more, taking care that the macaroni does not stick to the stewpan or become broken. When it is done, drain away the water, and stir in two ounces of good cheese grated, cayenne pepper, and salt to taste. Keep stirring until the cheese is dissolved; pour on to a hot dish and serve. A little butter may be stirred into the macaroni before the cheese, and is an improvement.

Savoury Rice Pudding.

Boil a teacupful of rice in a pint of good stock with an onion. Make a custard with half a pint of milk and one egg, season with pepper and salt, a little chopped parsley, and a shalot minced fine. Mix with the rice and bake in a slow oven.

Savoury Oatmeal Pudding.

Mix two ounces of fine Scotch oatmeal in a quarter of a pint of milk, add to it a pint of boiling milk, and stir over the fire for ten minutes. Then put in two ounces of sifted bread-crumbs, or as much as will make the mixture rather stiff. Take it off the fire and mix with it two ounces of suet, an onion minced finely, two eggs, and a teaspoonful of chopped marjoram and sage. Butter a Yorkshire pudding pan, put in the pudding, and bake for an hour in a moderate oven. Turn it out on to a hot dish, and have a little good gravy in a boat.

Savoury Tapioca.

Put two ounces of tapioca into a slow oven with a pint of stock, let it swell for an hour. Then mix with it two onions—boiled and rubbed to a *purée*—and half a pint of any kind of soup or gravy. Let it bake slowly for an hour. Serve with fried bread stuck round the dish.

Savoury Rice.

To prepare this in an economical manner, instead of using slices of streaked bacon, take the bones from which it has been cut, and on which very little meat remains. Scrape the under side of the bones, wash, and put them

into a saucepan with plenty of water, two or three onions, and a carrot cut in rounds. When the bacon is done, take it off the bones, and mince it up very finely, return it to the liquor, and add a breakfast-cupful of rice to each quart of water. Boil the rice until it has properly swelled, and has absorbed all the liquor; add a little pepper and salt if necessary. This is generally much liked.

Savoury Bread Pudding.

Scald a French roll in half a pint of well seasoned gravy or milk in which two onions have been boiled. Beat it up and remove any lumps. Rub the onions to a *purée* and mix with the bread. A little potted meat, ham, or fish may be added, if convenient. Season the pudding; well beat up two eggs and mix with it. Bake in a quick oven.

A little gravy served with this is an improvement.

Fried Bread.

Considering how simple and delicious a thing this is, it is wonderful how seldom it appears on the tables of the middle classes. Poor people are well aware of its value, and with them it largely supplies the place of animal diet. The objection generally made to it is that it is rich, but if properly done it absorbs very little fat, and

may be eaten by delicate children, who are usually very fond of it. The first essential is to have plenty of boiling fat in a stewpan deep enough to hold a wire basket; the next that the bread shall not be too thick. When the fat is a proper temperature, lay as many pieces of bread, cut in neat shapes, half an inch thick or rather less, in the wire basket as will cover the bottom, and plunge it in; keep moving, and in less than a minute the bread will have assumed a rich golden colour—be just crisp, without being hard. Withdraw from the fat, and put the bread on paper to absorb any superfluous fat, and repeat the process of frying until you have enough sippets.

Fried Bread Crumbs.

Crumbs for this purpose, as well as for most others, should be passed through a fine wire sieve, and then dried in the oven. Put a quarter of pound of crumbs, with an ounce of butter, into a clean frying-pan; stir about with a spoon over the fire until they assume a golden colour. When done, turn them on to a sheet of paper, to free them from grease. Then season them with salt and cayenne pepper if to be eaten with game, or with salt alone if for *gratins*. These fried crumbs may be kept ready for use, and when required should be put into the oven to freshen them. An easy way of preparing the crumbs is to melt a little butter on a tin dish, mix the

crumbs with it, and put them in a moderate oven, stirring them occasionally. They will soon become crisp and of a bright golden colour.

Hard boiled Eggs with Onions.

Half cook four or five onions, by boiling them in salt and water. Take them up, drain, and cut them in slices a quarter of an inch thick. Fry them in a little butter until brown, and simmer for a quarter of an hour in a pint of nicely thickened and seasoned broth, then put in six hard boiled eggs, cut in thin slices, mix with the onion, simmer together for a minute and serve.

Curried Eggs.

Make a *purée* of green peas, or carrots, turnip or onion, by boiling them till tender in stock or salted water, and then rubbing them through a sieve. Mix smooth in a little milk or cream, curry-powder and salt to taste, add to the *purée*, and stir altogether over the fire until it becomes quite thick. Have ready eggs boiled hard, cut them in slices, lay them on a dish, and pour the *purée* over them. Fry some sippets of bread and place them round the edge of the dish.

Eggs aux Fines Herbes.

Put two ounces of butter into a stewpan ; when melted, stir in half a pint of new milk, and a pinch of salt and pepper. Break in six eggs, and stir with a whisk briskly over the fire for two minutes, then put in a dessertspoonful of chopped parsley, and continue stirring until the eggs begin to set, when take off the fire, and continue whisking until they are as thick as Devonshire cream and rather lumpy. Serve with fried bread round the dish.

Eggs with Mushrooms.

Trim and peel the mushrooms, put them in a stewpan with a little fresh butter, pepper and salt, and let them stew until tender. When done, put them into a shallow tart-dish, and break over enough eggs to cover them, keeping them whole. Strew fried bread-crumbs and a little pepper and salt on the top, and put into a sharp oven for four or five minutes, or until the eggs are set but not hard. When finished, fried sippets may be placed round the edge of the dish.

Ground Rice Dumplings.

Substitute for Potatoes.

Mix a quarter of a pound of ground rice in a little cold milk. Stir it into half a pint of boiling milk with

two ounces of butter and a pinch of salt. Boil it, stirring all the time, until thick. Let it get cold, then stir in three eggs well beaten. Dip a dessertspoon in boiling water, and take out a spoonful of rice at a time, and throw it into a stewpan of boiling water with a little salt. Five minutes will poach the dumplings. If to be eaten with fruit, a tablespoonful of sifted sugar to be mixed with the rice.

Light Dumplings.

Two ounces of butter beaten to a cream, and mixed with three eggs, six ounces of flour, and a little salt. Poach in the same manner as the foregoing, but they will take ten minutes, and will rise on the top when done.

If for a sweet dish, a little sifted sugar to be added.

Cheese Canapees.

Fry little pieces of bread cut into neat shapes a light brown, sprinkle over them a little grated cheese, pepper, and salt, put them in the Dutch oven before a clear fire until the cheese is melted, and serve immediately.

Cheese Straws.

A quarter of a pound of flour, three ounces of grated cheese, a pinch of salt, and a small one of cayenne pepper.

Mix into a paste with the yolk of an egg. Roll out to the thickness of a shilling about four or five inches long, cut into strips the third of an inch wide, twist them as you would a paper spill, and lay them on a baking-sheet lightly floured. Bake in a moderate oven until crisp, but they must not be the least brown. If put away in a tin, these cheese straws will keep a long time.

Cheese Fondu.

Pour half a pint of boiling milk on the crumb of a French roll, beat it up with a quarter of a pound of good cheese grated, and the yolks of two eggs well beaten. Just as it is ready for the oven, stir in the whites of four eggs beaten to a solid froth. Bake in a quick oven, either in a silver or tart dish, with a high band of paper round. It will take about twenty minutes, and must be served as quickly as possible.

Cheese Crab.

One ounce of good flavoured cheese, one ounce of fresh butter, a pinch of cayenne pepper, a saltspoonful of dry mustard, a teaspoonful of vinegar or Prince Alfred's sauce, a few drops of essence of anchovy, and salt to taste. Rub the cheese and butter together until well mixed, add the other ingredients gradually, and work the whole into a smooth paste.

To be eaten with crisp dry toast.



PUDDINGS, CREAMS, &c.





Remarks on Pudding Making.

The milkman, like other purveyors, is often blamed for the fault of the cook, and when our rice or tapioca puddings appear on the table with the thick material floating in a sea of whey, we deplore that it is impossible to procure genuine milk in towns. The fact is, however, the best milk, fresh from the cow, will curdle in cooking if improperly used. Two precautions must be taken to avoid this misfortune. The first, to pour the milk boiling on to the eggs, which must then be beaten together. The second, to bake very slowly. All milk puddings properly baked eat richer than those which are hurried, and one egg will make a thicker custard with slow baking than three in too hot an oven. A milk pudding too quickly baked will have the eggs mixed with the farinaceous substance, and generally the milk turned to whey, whilst one slowly baked will have the milk and eggs set into a rich custard on the top.

Whites of Eggs.

It is often a puzzle to know what to do with the whites of eggs left when the yolks have been appropriated for

custard or other purposes. They can, however, be used for making puddings, and, if properly treated, few persons would detect the absence of the yolk. If it is desired the eggs should mix with the rice or tapioca, and form a light brown top to the pudding, they must be well beaten ; if a custard is desired, only lightly beaten, and boiling milk stirred on them. The custard will set nicely on the top if the pudding is very slowly baked, and although it will be white it will eat very rich and good.

Whipped white of egg is an elegant addition to many dishes, but care must be taken to use with it sufficient sugar and lemon or vanilla flavouring to take away its raw taste.

Whipped to a strong froth with sugar, placed on the top of a pudding, just set, and browned in the oven, whites of eggs at once convert an ordinary into a superior pudding. It is not easy to describe the manner of beating up eggs so as to bring them to a very solid state, for success depends so much on what is popularly known as 'knack,' and is partly gained by experience. One person will beat until afraid her arm will drop off, and another knock out the bottom of the basin, without bringing the eggs to a froth, whilst she who is possessed of the aforesaid 'knack' will produce an entirely satisfactory result, without effort to herself or injury to her tools. Success in bringing whites of eggs to a strong froth depends less on the time and labour bestowed than on the method em-

ployed—in short, the skilful application of the rotary movement.

Have a deep bowl with a circular bottom, and in beating the eggs, keep the whisk as much as possible in an upright position, moving it very rapidly without bearing on the bottom of the basin. A little boiling water, a tablespoonful to two eggs, and a teaspoonful of sifted sugar, put to them before beating is commenced, facilitates the operation, and in the result whites of eggs will be firmer and yolks thicker than without the sugar and water.

New laid eggs are exceedingly difficult to beat up well, and do not make cakes and puddings so well as those which have been kept for some time. They may, however, be rendered more suitable for culinary purposes by keeping them for some hours in a bowl of warm water, the temperature of which should not exceed ninety degrees.

It may be useful to poultry-keepers to know that if after a hen has been sitting nine days the eggs are examined, and those which are unfertile removed (they are transparent when held before a candle in a dark place), they will be good for culinary use.

The test of eggs being thoroughly beaten will be found in letting them stand a moment; if they then sink or give back to their original form, they are not beaten enough. For soufflés the whites of eggs should be firm enough to cut, then they do not fall when put into the

oven. A fork is so generally used for beating eggs that it may seem strange to say it is not the most appropriate instrument. A knife or a thin strip of wood is better.

The whisk for a small quantity of egg is generally avoided, but a wire spoon, which may be purchased for a few pence of any ironmonger, is admirably adapted for beating eggs.

Sweet Omelet.

Put two ounces of butter into an untinned iron frying-pan, and as soon as it reaches boiling point, pour in four eggs, beaten for three minutes with a tablespoonful of milk or cream, and a teaspoonful of finely sifted sugar. Stir the eggs and butter quickly together until the eggs begin to set, and then shake until the under-side becomes a delicate golden colour. Lay on half the omelet a spoonful of apricot, raspberry or strawberry jam, fold over the other half, turn it on to its dish, sift a little sugar over, and serve instantly.

The whole operation of cooking an omelet should not exceed four minutes, and although apparently so simple, rapidity and some degree of tact are necessary to ensure success. It is desirable that a pan should be kept expressly for frying omelets and used for nothing else. When done with, it should be wiped dry, but not washed. For an omelet of four eggs it should not be more than six inches in diameter.

Omelet Soufflé.

To the yolks of four eggs put a tablespoonful of flour, a quarter of a pound of finely sifted sugar, a small pinch of salt, and lemon or vanilla flavouring to taste. Beat these ingredients to a thick batter, and then add the whites of six eggs, whisked to a strong froth. Pile the mixture on a dish, bake it quickly until it has risen well and is very light. Sift sugar over, and serve immediately. A quarter of an hour ought to bake the soufflé.

Sponge Soufflé.

Cover the bottom of a tart-dish with sponge cakes, pour over a little brandy and sherry, put in a moderate oven until hot, then pour on the cakes the whites of four or five eggs, beaten to a strong froth, with a little sugar. Bake for a quarter of an hour in a slow oven.

Queen's Pudding.

Half a pound of bread-crumbs, a pint of new milk, two ounces of butter, the yolks of four eggs, and a little lemon flavouring. Boil the bread-crumbs and milk together, then add the sugar, butter and eggs ; when these are well mixed, bake in a tart-dish until a light brown. Then put a layer of strawberry jam, and on the top of this

the whites of the eggs, beaten to a stiff froth, with a little sifted sugar. Smooth it over with a knife dipped in boiling water, and bake for ten minutes in a slow oven.

Orange Custard Pudding.

Boil a pint of new milk, pour it on to three eggs lightly beaten, mix in the grated peel of an orange and two ounces of loaf-sugar. Beat all together for ten minutes, then pour the custard into a pie-dish, set it in another containing a little water, and put it in a moderate oven. When the custard is set (it generally takes about half an hour), take it out and let it get cold. Then sprinkle over rather thickly some very finely sifted sugar, and brown it with the salamander

To be eaten cold.

Princess's Pudding.

Beat up three eggs with half a pint of boiling milk and two ounces of powdered loaf-sugar; flavour with brandy. Butter a plain mould or basin and pour in the pudding, and steam as directed for custard pudding.

Turn it out and put on it, so as to cover it all over in a rocky shape, the whites of two or three eggs beaten to a strong froth, with a large teaspoonful of powdered sugar to each egg, and a few drops of extract of vanilla. Put the pudding into a brisk but not too hot an oven, and when the eggs are just coloured and set, serve it.

Rice Pudding à la Reine.

Boil a quarter of a pound of rice in a pint and a half of new milk, with an ounce of butter. Sweeten with two ounces of sugar ; when done, allow it to cool, and mix in an egg. Butter a tart-dish or a plain mould, strew over it equally some finely sifted bread-crumbs, then put in a layer of rice and bread-crumbs, and over this spread apricot marmalade, then another layer of rice, and so on until the dish is full. Bake in a moderate oven for about an hour or until done. When you take it from the oven, let it stand five minutes, then turn it out and serve custard with it.

Plain Rice Pudding.

Wash two ounces of Carolina rice, put it into a tart-dish with a pint of milk, and bake in rather a quick oven for an hour, or until the rice has absorbed all the milk and is well swelled. Serve with sugar or preserve.

Rice, thus prepared, answers for all purposes where rice is required to be swelled in milk, as for the following recipes, is as good as if boiled, and takes less milk.

Rice Pudding.

This recipe will be found useful when milk is scarce. Bake two ounces of rice in a pint of water with an ounce

of butter or other fat ; when done, put to it a custard made as for tapioca pudding, and bake slowly for two hours.

Apple and Rice Pudding.

Make a rice pudding, as directed for plain rice pudding ; when baked, sweeten with lump sugar, and flavour with ground cinnamon. Butter a tart-dish and lay in it a layer of rice half an inch thick, then a layer of stiff apple sauce or apple marmalade, and so on until the dish is full. Bake for an hour in a moderate oven and serve hot. An egg may be added to the rice before putting to the apple and improves the pudding.

Tapioca Pudding.

Put two ounces of tapioca into a tart-dish, with an ounce of butter or shred beef-suet, and half a pint of cold water. Let it swell in the oven for half an hour. Beat it up with a quarter of a pint of milk, and let it stand in the oven a quarter of an hour longer or until properly swelled ; then put to it a custard made of an egg, half a pint of milk, sugar to taste, a little grated nutmeg, or any flavouring preferred. Bake in a slow oven for about an hour.

This is a simple inexpensive pudding ; the following recipe is richer.

Rich Tapioca Pudding.

Put two ounces of tapioca into a pint of boiling milk, pour into an earthen jar, and set it in a saucepan of boiling water to swell. Let the tapioca boil for an hour, or until perfectly soft, then beat it up with two ounces of butter and a custard made of two eggs, half a pint of new milk, two ounces of loaf-sugar, and a little grated lemon peel.

Bake in a slow oven for about an hour and a half.

Semolina Pudding.

Boil two ounces of semolina in a pint of milk, sweeten and flavour with nutmeg, beat in an egg, put into a buttered tart-dish, and bake for an hour in a slow oven.

Roderigo Pudding.

Take a pint of water to a quarter of a pound of sago, twelve ounces of sugar, boil them three-quarters of an hour, then add twelve ounces of fresh fruit, raspberry or any other kind, boil for an hour, and put into a mould. When about to serve, turn out, and pour a little syrup round the base ; milk or cream should be eaten with it.

Sweet Macaroni.

Boil two ounces of best macaroni in half a pint of water with an ounce of butter. When it is done, and has absorbed all moisture, put to it three tablespoonfuls of milk or cream, two ounces of powdered lump-sugar, and a little flavouring. Stir over the fire until it becomes quite thick, taking care not to break the macaroni. Serve either with or without stewed fruit.

Parsonage Puddings.

Three eggs, a quarter of a pound of pounded loaf-sugar, a quarter of a pound of butter, a quarter of a pound of fine flour.

Beat the butter and sugar together until it froths, mix in the eggs, then the flour, and beat all well together, add a little grated lemon or flavouring, butter small cups or tins, and bake twenty minutes in a quick oven.

Serve with wine sauce in a boat. Mix a tablespoonful of corn-flour with a little cold water; then stir it into a quarter of a pint of sherry wine, made boiling hot, sweeten, and stir over the fire until it thickens.

These puddings are good made with half the quantity of butter named above.

Apple Charlotte.

Take the crust off a small tin loaf of baker's bread, cut the crumb into slices, the third of an inch thick, and shape them so that they will fit compactly into a tart-dish; put them into the wire basket, and fry as directed for fried bread, taking care that they are very lightly done; now place the bread in the tart dish, well buttered, so as to cover it perfectly, nearly fill the dish with well made dry apple sauce, flavoured with lemon, put on a cover of fried bread, bake in a moderate oven for an hour, turn out the pudding, and serve with sugar sifted over.

Friars Omelet.

Make six moderate sized apples into sauce, sweeten with powdered loaf-sugar, stir in two ounces of butter, and when cold, mix with two well beaten eggs. Butter a tart-dish, and strew the bottom and sides thickly with bread-crumbs, then put in the apple sauce, and cover with bread-crumbs, to the depth of a quarter of an inch, put a little dissolved butter on the top, and bake for an hour in a good oven. When done, turn it out, and sift sugar over it.

Welsh Cheesecakes.

Dry a quarter of a pound of fine flour mix with two ounces of sifted loaf-sugar, and add it by degrees to two

ounces of butter, beaten to a cream ; then work in three well beaten eggs, flavour with grated lemon peel or extract. Line patty-pans with short crust (see page 67), put in the above mixture, and bake in a quick oven.

Hastings Pudding.

Butter a tart-dish, spread at the bottom a thin layer of orange marmalade, or jam if preferred. Cut the crumb of a French roll into thin slices, and put a layer of marmalade on each, sprinkle very finely shred suet over, then another layer of bread, suet, and marmalade, until the dish is full. Make a liquid custard of half a pint of milk and an egg, sweeten, pour over the pudding, and bake very slowly for two hours.

Rich Plum Pudding.

One pound of raisins, half a pound of sultanas or currants, half a pound of sugar, half a pound of flour, half a pound of bread-crumbs, three-quarters of a pound of suet, quarter of a pound of mixed candied peel, a small nutmeg grated, a teaspoonful of ground cinnamon, ditto ginger, ditto pudding spice, juice of one lemon, and peel grated, one orange ditto, six bitter almonds pounded, and a pinch of salt. Mix (the day before the pudding is boiled) with six eggs, a glass of brandy or curaçoa, and

sufficient marsala, or good home made wine, to make it rather moist, and allow the ingredients to swell well. Boil eight hours if made in one mould, six if divided into two.

A Nice Plum Pudding

One pound of bread-crumbs, half a pound of suet, four eggs, half a pound of raisins, half a pound of sultanas, two ounces of candied peel, half a pound of sugar, a little nutmeg and spice. Mix with a small quantity of wine or milk, and boil four hours.

Children's Plum Pudding.

Half pound raisins, half pound sultanas or chopped currants, half pound suet, one pound bread, soaked in milk and beaten smooth, quarter pound flour, two ounces candied peel, half pound sugar, a little spice, and pinch of salt. Boil six hours or less according to size.

Carrot Plum Pudding.

Quarter pound flour, quarter pound suet, quarter pound grated carrots (raw), quarter pound potatoes, mashed free from lumps, quarter pound sugar, quarter pound currants, quarter pound raisins, one ounce candied peel, a little nutmeg and other spices, and mix together. No liquid is required to mix this pudding; the carrots will give sufficient moisture, and if they are fresh and fine,

it is impossible to detect their presence in the pudding. Boil six hours and serve with good brandy sauce.

Plum Pudding for the Poor.

One pound flour, half pound sugar, half pound raisins or sultanas, quarter pound mutton suet or dripping, quarter pound treacle, a small teaspoonful Yeatman's yeast powder, ground ginger, pudding spice and cloves, to give a good flavour. Mix quickly with skim milk or water.

Sauce for Rich Pudding.

Two teaspoonfuls of corn-flour, two tablespoonfuls of water, half a pint of sherry, two ounces of lump-sugar, the yolks of two fresh eggs, a small pinch of nutmeg, a tablespoonful of curaçoa, a wineglassful of brandy. Mix the corn-flour smooth with the water, and beat up the eggs thoroughly in it. Dissolve the sugar in the sherry and make it boiling hot, pour it gently into the eggs and corn-flour, and then stir the whole over the fire until it is the thickness of cream. Take it off, and mix in gently the brandy and curaçoa. Serve in a boat.

Brandy Sauce.

Make as the above, only use water instead of wine and omit the eggs. When the sauce has thickened, stir in an ounce of butter and a wineglassful of brandy.

Sauce for plain Plum Pudding.

Make half a pint of butter sauce, sweeten with loaf-sugar, and stir in a glass of sherry and two tablespoonfuls of brandy or curaçoa ; if the former is used, add a grate of nutmeg and a few drops of lemon flavour.

Fig Pudding.

Chop half a pound of figs very finely, mix them with a quarter of a pound of coarse sugar, a tablespoonful of treacle, one of milk, half a pound of flour, half a pound of suet, three eggs, and a little nutmeg. Butter a mould, put in the pudding, and having tied down with a floured cloth, boil for four hours, and serve with brandy or wine sauce.

Fruit Pudding.

Take fine ripe plums (or any other fruit you prefer), take out the stones, crack them, put the kernels to the fruit. Sugar, when put to apples before boiling, is apt to harden them. Make a crust in the proportion of four ounces suet to six of flour, a pinch of salt, and water to make a thick paste. If you wish the crust to be very thin and delicate, roll it out once before putting it in the basin, otherwise it is not necessary. Put in the sweetened fruit, then a lid of paste on the pudding, and boil nearly two hours. It makes a nice addition to this

pudding to stew some of the same kind of fruit separately in a pie-dish; in the oven is best. Sweeten and serve in a glass dish, and help a little with the pudding, which seldom contains fruit in proportion to crust. Serve with thick milk made as follows:—

Beat up the yolk of an egg, pour on it boiling hot a quarter of a pint of new milk; sweeten to taste, and let it be perfectly thick and cold before serving. If necessary, set it in cold water; or if the weather is hot, afford a morsel of ice.

Second Day Pudding.

Chop the remains of a fruit pudding quite fine, add to it a quarter of its weight in flour, suet, sugar, and black currant or other preserve, or stewed fruit; mix all with an egg; butter a pie-dish, cover over with a tin plate, set it to bake slowly for nearly two hours, so that it sets, but does not brown; then turn it out, sift sugar thickly over, and serve. Any kind of fruit pudding may be thus used up, and is very delicious.

Damson Layer Pudding.

Make a crust of two ounces of butter, two of finely shred beef-suet, four of flour, and a quarter of a pint of water. Roll it out and line a buttered basin with it, lay at the bottom a layer of jam, then on it a layer of crust, and so on until the basin is full. Boil an hour and a half.

Trifle.

The art of whipping cream is little understood. Many cooks think they must whip the mass until it becomes like butter, and as sometimes this is not possible, of course they blame the cream. Even from rather poor cream a good whip may be produced, if the following simple directions are attended to:—put the cream into a good sized basin, whisk for half a minute, when a little froth will rise; remove this on to a piece of muslin laid on a sieve, placed over a basin, whip again, and continue lightly skimming the froth from the cream as it rises. When you have enough, set the whip aside for some hours, or until the next day, if convenient. It will then have become solid, and the cream which has drained into the basin can be used to assist in making the custard for the trifle. A little sifted sugar and any flavouring can, if desired, be added to the cream before whipping; but it is not essential to the operation. Put at the bottom of a deep trifle-dish a layer of strawberry and raspberry jam, then one of macaroons, and another of sponge finger biscuits; pour over these sufficient brandy and sherry mixed to soak them, then a custard, made as for strawberry soufflé, and lastly, pile the whipped cream on the top as high as you can. ‘Hundreds and thousands’ may be scattered over; but are not necessary to the perfection of this excellent old-fashioned dish. A small and less expensive trifle may be made as in the following recipe.

Tipsy Dish.

Put a layer of raspberry jam at the bottom of a glass dish, lay on sponge cakes and ratifias to cover it. Pour over sufficient sherry wine and brandy to soak them, and then custard to fill up the dish. Whip the whites of the eggs, lift from the custard with a little finely sifted sugar and lemon or vanilla flavouring, and pile them on the top of the custard. The small sugar-plums called 'hundreds and thousands' strewn over make the dish look pretty.

Lemon Jelly.

Use Nelson's patent gelatine. Soak an ounce in half a pint of cold water for an hour, stir it into a pint and a half of boiling water, raisin or cowslip wine. Cut the peel of a lemon thinly and put it into the jelly with the strained juice of three, and a quarter of a pound of loaf-sugar, or according to taste. Let this boil for five minutes; take it off the fire, allow it to stand a minute, stir in briskly the whites and shells of two eggs well beaten, and again allow the jelly to boil without stirring; then take it off the fire, and when it has stood two minutes strain through a close flannel bag. Now stir into the jelly half a pint of sherry mixed, if approved, with a little brandy. It is best not to boil the wine, as it loses thereby both spirit and flavour. Care must be taken to keep the jelly near the fire whilst passing through the bag.

Kent's registered jelly strainer saves much time and trouble, and is on all accounts to be preferred to the old-fashioned bag and stand.

Imitation Lemon Cream.

This will be found useful when cream is not to be had. Put the thin peel of two lemons into half a pint of boiling water, and when it has stood a little, dissolve half a pound of loaf-sugar in it. When nearly cold, add three eggs, the whites and yolks well beaten together, and the juice of the lemons. Put this into a jar, set it in a saucepan of water, and stir until it is well thickened. After taking from the fire, stir occasionally until cold. Make twenty-four hours before wanted. Serve in glasses or a glass dish.

If preferred, this cream can be made into a shape by dissolving a quarter of an ounce of Nelson's gelatine, and adding to it when nearly cold. It must be thoroughly stirred in.

Rum Cream.

Make a custard of half a pint of cream, three eggs, and two ounces of lump-sugar; stir into it when nearly cold a quarter of an ounce of Nelson's gelatine, dissolved by boiling it in milk, and a wineglassful of rum. Stir well until thoroughly mixed, put into a mould, and serve the

next day. A little capillaire flavoured with rum may be poured round the cream after it is placed on its dish.

Vanilla Cream.

Make a custard of the yolks of three eggs and half a pint of milk or cream. Sweeten to taste and flavour with extract of vanilla. Dissolve a quarter of an ounce of Nelson's gelatine in boiling milk, and stir into the custard when nearly cold; put it into a mould, and let it stand until the next day.

Rice Cream.

Bake one ounce of Carolina rice in half a pint of milk; when done, remove the skin from the top. Boil a quarter of an ounce of gelatine in half a pint of milk or cream until dissolved, and make into custard with the yolk of an egg and two ounces of loaf-sugar. Mix with the rice and flavour with vanilla. A few glacé cherries and any other sweetmeat cut in small pieces, or sultana rasins soaked for a quarter of an hour in a spoonful of brandy, may be added to the cream, and are a great improvement. Butter a mould, pour in the cream, and let it stand until firm enough to turn out.

Rice à la Condé.

Bake rice as for the foregoing; when cold, put a layer on a glass dish in as round a shape as you can, then on

this a layer of any rich preserve, then another layer of rice and preserve, and so on till all the rice is used. Have ready a rich cold custard, pour over and serve.

Shape of Rice.

Boil a quarter of a pound of whole rice in a quart of milk until it is perfectly tender, add two ounces of loaf-sugar, the yolk of an egg, and almond or vanilla flavouring. Beat all together, but do not let it boil after adding the egg. Put the rice into a mould, let it stand for some hours until well set, turn it on to a glass dish.

Shape of Ground Rice.

Mix two ounces of ground rice in a quarter of a pint of cold milk; pour on it a pint of boiling milk, and stir in a stewpan over the fire for ten minutes. Then add half an ounce of butter, an egg well beaten, and an ounce and a half of sifted sugar; stir over the fire for two or three minutes, and then pour into a mould previously wetted.

A dozen glacé cherries soaked in brandy may be dropped into the rice, and are an improvement.

When cold and well set, turn out, and pour a little fruit syrup round the base of the rice shape.

Apple Fool.

Bake good sharp apples; when done, remove the pulp, and rub it through a sieve, sweeten and flavour with lemon; when cold, add it to a custard made of eggs and milk, or milk or cream sweetened will be very good. Keep the fool quite thick; serve with rusks or sponge finger biscuits.

Apples à la Princess.

Peel four or five Ribstone pippins, take out the cores with a scoop so as not to injure the shape of the apples, put them into a deep baking-dish with three glasses of sherry wine, half a pint of water, a quarter of a pound of loaf-sugar, and the peel of a small lemon. Cover the baking-dish with a plate, let the apples cook slowly until tender, but without being the least broken. Then put them on the dish in which they are to be served. Boil the syrup down to one-half of the original quantity; let it get cold. Place between the apples a little well boiled rice, every grain being separate, and pour the syrup gently over each apple so that it will run into the rice. Fill the cavity made in the apple by the withdrawal of the core with apricot marmalade or other rich preserve. The apples look very pretty with a glacé cherry, and little pieces of angelica cut to represent leaves, placed on the top of each.

Stewed Pears with Rice.

Put four large pears cut in halves into a stewpan with a pint of claret, Burgundy, or water, and eight ounces of sugar; simmer them until perfectly tender. Take out the pears and let the syrup boil down to half; flavour it with vanilla. Have ready a teacupful of rice, nicely boiled in milk and sweetened, spread it on a dish, lay the pears on it, pour the syrup over and serve. This is best eaten cold.

Apple Cake.

Mix half a pound of fine apple sauce, flavoured with lemon, with the whites of three or four eggs, beaten to a strong froth; make it up into a rocky shape, and pour custard round the dish.

Stewed Prunes.

Wash the fruit in warm water to free it from grit; for every pound allow half a pound of loaf-sugar, or moist if preferred, and one pint of water. Boil the sugar and water together for ten minutes, then put in the fruit and let it boil gently until perfectly tender, so that it breaks if touched with the finger. Drain the syrup from the prunes, and set them aside whilst it is boiled until it becomes thick, when pour it over the prunes, and let them stand until the next day.

To Boil Rice.

Put half a pound of rice into two quarts of boiling water with a pinch of salt, or more if to eat with savoury dishes. Let it boil fast for twenty minutes. Strain into a colander or sieve, pour over it a cup of cold water, let the saucepan stand a minute on the range to dry, put back the rice into it, let it stand near the fire for five minutes, shaking occasionally. By this method the grains keep separate, and a pudding-like appearance is avoided. Rice thus cooked may be afterwards baked or boiled in milk, and used for most of the dishes here given.

Boiled Flour.

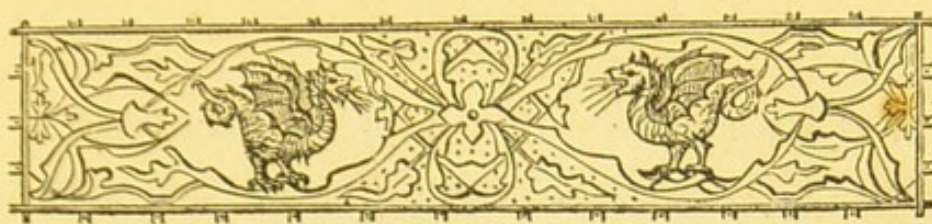
This is more delicate for all purposes than baked flour, and is cheap and easily prepared. It answers for thickening soups, gravies, and for making delicate white sauces. It is invaluable for children and invalids.

Take a pudding-basin, and press into it, with a spoon, as much of the best white flour as you can. It must be pressed into the basin with the back of the spoon, or with the knuckles, until it forms a hard compact mass. When it is not possible to get more into the basin, tie it over with a cloth, and let it boil for twelve hours. When taken up, remove the cloth, and allow the flour to stand in the basin until the next day. Take off the skin from the top, grate or roll the mass until smooth, pass it through a fine strainer, and put away in covered jars for use.

PRESERVES, EXTRACTS, SYRUPS,

LIQUEURS, PICKLES, &c.





The method of making all jams is pretty much the same. The fruit should always be boiled before putting in the sugar, which should be of the finest quality, and in large lumps, as by breaking small the crystals are destroyed. The colour is preserved by this method; the scum is more easily removed before putting in the sugar, and with less waste, and the jam keeps better, as the watery particles of the fruit are more readily and certainly given off.

For every half pound of sugar with its due proportion of fruit there will be a pound jar of preserve. For every half pound of sugar with its proportion of fruit juice there will be a twelve ounce jar of jelly.

Raspberry and Cherry Jam.

Take to every pound of raspberries half a pound of good cooking cherries; stone them, and boil the fruit together for a quarter of an hour. Skim, and add for every pound of fruit three-quarters of a pound of sugar. Let it boil, keeping well stirred, for an hour, or until it drapes or hangs on the spoon. If the jam requires further skimming, do not begin to do so until it has boiled three-

quarters of an hour from the first—it is wasteful to skim too early. The next day, cover down the pots with paper brushed over on the inner side with the white of an egg beaten to a froth. When dry this covering will be air-tight, and like a drum.

Strawberry and Raspberry Jam.

To eight pounds of strawberries put four pounds of raspberries. Proceed as for the above.

Apricot Jam.

Skin and stone the apricots, strew over them a little powdered sugar, and let them stand until the next day. Then strain off the juice, and having boiled it up, add to every pint three-quarters of a pound of sugar. When it has jellied, throw in the fruit, and boil until it will set.

Rhubarb Jam.

Take the rhubarb, peel and cut it as for a tart ; put it into a preserving kettle, and boil for a quarter of an hour. Then put in sugar, in the proportion of three-quarters of a pound to the pound of fruit, and to each pound four bitter almonds blanchèd and split in half. Boil for a full hour longer, or until it is a beautiful green and very thick. Almonds that have been used for making flavouring are best for this purpose, and with them the jam is an excellent substitute for greengage. There are many sorts of

rhubarb; avoid large, coarse growths, and be sure it is perfectly fresh. The later in the season rhubarb jam can be made the better; the second growth having more fibre and less juice than the first makes a stronger preserve.

Red Currant Jelly.

Take ripe fine fruit; see that it is dry. Express the juice with the hands through a piece of tammy or canvas. Measure it, and boil up in the preserving pan for a quarter of an hour. Then add sugar in the proportion of three-quarters of a pound to every pint of juice. Proceed as for raspberry jam. Skim lightly as required, particularly when the jelly is nearly done, when it should be perfectly bright. If you have any little moulds, the jelly looks prettier than when turned out of the common jar.

Apple Marmalade.

Take some good sharp apples fresh from the trees. Pare, core, cover them with cold water, and boil until tender. Then drain off the juice, and to every pint of it put three-quarters of a pound of sugar. Boil it until it jellies, then return the fruit to it, and boil until the whole will set firm. Put into pots, cover close and keep in a cool place. This is an excellent substitute for apple sauce when apples are scarce. Boil a little water, mix the marmalade with it, warm it up, and serve with the addition of a little lemon juice.

Another Way.

Peel, quarter, and core twelve pounds of sharp apples. Pour over them three pints of cold water, let them boil until they will beat to a smooth pulp, then add nine pounds of lump-sugar, broken small, and boil until the marmalade becomes perfectly firm.

Continual and brisk stirring is necessary, but no skimming.

Nutmeg Extract.

Grate or pound a few nutmegs, put in a bottle, and to each nutmeg allow about two tablespoonfuls of gin. Proceed as directed for extract of lemon peel.

Clove Extract.

Take an ounce of cloves, pound them, put them into a half-pint bottle, and fill up with gin. Proceed as above.

Vanilla.

Cut up a stick into very small pieces. Put into a small bottle, and add two tablespoonfuls of brandy. Proceed as for lemons.

Extract of Seville Orange Peel.

Prepare in the same manner as above, to be used in the manufacture of Curaçoa. It is very useful also as a

tonic. A teaspoonful in a glass of sherry or water will give appetite if taken before dinner.

Almond Flavour.

Blanch half a pound of bitter almonds, put into a quart bottle, and cover them with one pint of gin; shake occasionally during a month, drain off, and allow to stand until clear. Then carefully drain off the clear portion and use in the preparation of noyau. The settling can be kept for flavouring puddings, &c. The almonds will be useful for icing cakes, mincemeat, and other purposes, and will keep a long time in the bottle, as they retain a great deal of the spirit.

Extract of Lemon Peel.

Peel very thinly twenty-five lemons, put the peel into two quart bottles, fill them up with brandy or unsweetened gin, shake occasionally during a month, then drain off the liquor into small bottles. The peel will keep for years, and can be used chopped finely for any purpose where lemon peel is required.

Lemon Syrup.

Take the juice of the oranges and lemons, the peel of which has been used for making the extract, and add it in the proportion of a pint of juice to a pint of the following

syrup :—Take six pounds of sugar, and boil in three pints of water. When it has boiled ten minutes, take off the scum, and let the syrup boil another quarter of an hour. Then add the lemon juice, take off every particle of scum as it rises, and let the syrup boil until it assumes a rich golden colour. Bottle it, and when cold seal the corks. Keep in a cool place ; lemons can be used alone if you are not making extract of Seville orange peel. Dessert oranges will not answer for this purpose. This makes a delicious summer drink, either with water or sherry and water. A few drops of the peel extract should be added when mixed, or a little may be put into each bottle of syrup.

Capillaire or Simple Syrup.

This is used for sweetening liqueurs and cordials, and is always useful in a family. If properly made, it keeps a long time.

Put a pound of the finest loaf-sugar in large lumps into a pint and a half of boiling water. Stir until dissolved, and then let it boil until it begins to thicken and assume a slight yellow tinge. Skim it carefully all the time, and if due attention is given to this, it will require no other clarification. When finished, put the syrup into a jug, and bottle it when perfectly cold.

Raspberry Syrup.

Lightly press the fruit with a silver spoon, and sprinkle a little finely pounded sugar over it. A quarter of a pound to half a dozen pounds of fruit will be enough. Let it stand twelve hours. Drain away all the juice from the fruit through a gauze sieve, measure it, and let it boil for twenty minutes in the preserving kettle. Skim it well at intervals. Put half a pound of finest loaf-sugar in large lumps in each pint of juice, and let it boil until it begins to thicken. Pour into an earthen vessel, and when cold put the syrup into small bottles; use good corks, and seal them over to exclude all air.

The fruit from which the juice has been extracted will still be useful, and may be made into jam, either with or without a little rhubarb.

Cherry Syrup.

Take fine ripe morella cherries and slightly bruise them. Put them into the preserving kettle, and let them simmer until the juice is well drawn. Then strain through a lawn sieve, lightly pressing the fruit. Put the juice back into the kettle, and finish the syrup as directed for raspberries.

Raspberry Vinegar.

Take two quarts of raspberries; let them be quite fresh. Put them into one quart of vinegar. Let it

stand twenty-four hours; then drain off, but do not squeeze the fruit. Put in two quarts more raspberries. Let them stand again twenty-four hours. Having repeated this a third time, put the vinegar into a jar; measure it, and to every pint add one pound of loaf-sugar. Set the jar in boiling water, and stir frequently until the sugar is dissolved. This improves much by keeping, and is in perfection from six to twelve months after making.

Curaçoa.

Take a bottle of Martell's brandy, add to it a pint of capillaire, and sufficient of your orange extract to give it a pleasant bitterness, a tablespoonful of almond extract, and a few drops of colouring to make it a nice brown. A little cherry brandy is an improvement. Shake well together, and if all your ingredients were as clear as they should have been, the liqueur will be ready for use; if otherwise, it must stand to fine, and be bottled off when clear. It improves by keeping. Unsweetened gin may be substituted for brandy. A delicious but rather more troublesome sweetening for this liqueur may be made as follows:—Take one pound of finely powdered loaf-sugar. put it in a sugar boiler, shake it over a clear fire until it assumes a rich gold colour; it must not be the least burned, but have the flavour of fine caramel. Then put a pint of water, and boil gently for half an hour. Skim as required. When cold make the liqueur.

Noyeau.

Add to a bottle of Martell's brandy a pint of syrup, or as much as will give it the required sweetness, and flavour it with the almond extract, adding a little of the lemon extract, but its flavour must be subordinate to the almonds. Shake well together, and it is ready for use. Care must be taken to have the syrup very clear, also the almond extract, as if otherwise the liqueur will be troublesome to fine, and require to be passed through filtering paper.

Crème de pêche.

This is an exceedingly delicate and beautiful liqueur, and requires careful making. Put your peaches or nectarines into a jar, with an air-tight lid, and cover them with brandy; let them stand for a month, then drain off the liquor and bottle it; let it again stand until it becomes clear—the dregs make a useful liqueur for flavouring cakes, creams, puddings, &c.—then again cover the peaches with brandy and let them stand a week. Drain the liquor from them, and let it also stand to fine. When both this and the first straining are ready, mix them; add enough syrup to make the liqueur sweet enough, not to injure the flavour of the fruit, and a few drops of the almond extract. Let it stand until quite clear, and carefully bottle off into small bottles. The peaches can be covered

with syrup. They keep a long time, and can be used for various sweetmeats; indeed, if they had not lost the beauty of their appearance, they would be nice for dessert. Peaches, which from any cause are unfit for the table, make this liqueur very well, but the finer the fruit the more certain the result.

Ginger Cordial.

Crush half a pound of fine whole ginger in the mortar, or cut it into small pieces. Put it into a bottle with half a pint of unsweetened gin. Let it stand a month, shaking it occasionally. Drain it off, and allow it to settle. Then again pour it from the sediment, and when it has stood a few days, add a sufficient quantity to give the required strength to either brandy or gin. Sweeten with capillaire, and add a few drops of colouring.

Cherry Brandy.

Prick sufficient morrellia cherries to fill the bottles, which should be wide-mouthed, and then pour in as much brandy as they will contain. Let them stand at least six months. Then drain off the brandy, and sweeten it with capillaire or cherry syrup, which last makes a splendid liqueur; it will be ready for immediate use. The bottles containing the cherries may be filled up with capillaire, and when it has stood a month, may be drawn off, and a little gin or brandy added.

Pickled Walnuts.

About the middle of July procure the walnuts and prick each with a large needle. Hold the walnuts in a cloth during this process to avoid staining the hands; cover them with strong salt and water; let them stand two or three days, changing the water every day. Then pour over them a strong brine made of salt dissolved in boiling water (let it get cold before using), stand three days, and then repeat the process. Drain and expose them to the sun until they are black. Put them into a jar, and pour over them as much best vinegar as will cover them. To each hundred walnuts allow six spoonfuls of mustard seed, one ounce of whole black pepper, two or three shalots, two ounces of whole ginger crushed, a few cloves, and a blade or two of mace. Tie them down closely for six months. At the end of that time, drain off the vinegar, and use as ketchup. Fill up the jars with fresh vinegar, and add, if you think necessary, a few more peppercorns.

To pickle Gherkins.

Put a hundred gherkins into a strong brine of salt and water, let them stand twenty-four hours; then wipe them singly very dry. Put into a bell metal pot five pints of white wine vinegar, half an ounce of white pepper, two small blades of best white ginger, a blade of garlic, half an

ounce of shalot, and a small bit of mace, boil altogether; then put in the gherkins, and *simmer* them till green, which will be in about five minutes.

Put into a jar with the vinegar and spice, and cover closely for three days, then drain off the vinegar, boil it, and put it again to the gherkins; cover them as before until cold, and then tie down so as to be air-tight with bladder. Be sure not to boil the gherkins.

Pickled Onions.

Take small onions, stand over the fire whilst peeling them and they will not hurt your eyes, or, if you prefer it, throw the onions into hot water. Having peeled and put them into salt and water, let them remain until the next day, drain and repeat the process, adding a very small bit of alum to the salt water. Put them into a jar with a little horse-radish, a blade or two of mace, a chili or two, and some white peppercorns; let them be well covered with vinegar. At the end of six months, proceed as for walnuts.

Pickled Cucumber.

Peel the cucumber, which should be fine and large, take out the soft part in the middle, and cut it into neat pieces about half an inch square. Put into a wide-mouthed bottle, with a dozen chilies to a good sized

cucumber, and a little salt, fill up the bottle with the best distilled white vinegar, let it stand for a month, then it will be ready for use.

Pickled Mushrooms.

Get some small button mushrooms, see they are quite clean, and cut the stalks neatly as you do them; place them in a jar, one of those with an air-tight cover is best, and the mushrooms keep well in them; cover them with good vinegar, add a teaspoonful of salt, white peppercorns, and a blade of mace to each pint of mushrooms. The vinegar in which these have been pickled is very useful, but will probably require boiling up after keeping a few months, as it is apt to get mouldy and lose flavour. Be sure the mushrooms are fresh and true.

Chutney.

Tomatoes	1 pound.
Raisins	4 ounces.
Powdered ginger	4 „
Brown sugar	4 „
Garlic	$\frac{1}{2}$ „
Shalots	1 „
Apples pared and cored	4 „
Chilies	2 „
Salt	4 „

Pound the raisins, chilies, shalots, and garlic separately. Break up the tomatoes, and mix the whole together; put into a jar, and add two quarts of vinegar. Place the jar, covered over, on the stove, and let the pickle remain a month at a moderate heat, stirring it every day. Strain off, and bottle the liquor for use with any fish, cold meat, &c., and for flavouring hashes, mince, &c. Then put the sediment, which is the chutney, and must not be drained too dry, into pickle bottles. After keeping a few months, it will be improved by the addition of a little more vinegar or Chili vinegar.

Colouring.

Take one pound of raw sugar, put it into an old frying-pan, set it over a slow fire, and stir until it is all dissolved and a deep brown colour. Care must be taken at this point that it does not boil over. Pour in gently a pint and a half of water, stir until mixed, let it boil up, remove from the fire, put into a jug, and when cold, bottle it. A few drops will colour gravy, sauces or liqueurs.

Garlic Extract.

Peel as many cloves of garlic as will half fill a small bottle, fill it up with spirits of wine, cork closely, shake occasionally, and in a few days the extract will be ready for use. It is, however, improved by keeping.

A skewer dipped in the bottle, drained, and then used to stir gravy or stuffing, will generally be found to give sufficient flavour ; but, in any case, garlic must always be cautiously employed, and not more than one drop of the extract should be used without tasting.

Shalot Vinegar.

Put two quarts of best white vinegar into a jar, with half a pound of peeled and bruised shalots, and two ounces of chilies ; let this stand in a warm oven or on a hot plate for forty-eight hours. Let it remain twenty-four hours in a cold place, then strain and pour into a bottle. It should be clear.

Tarragon Vinegar.

Pick off the leaves, put them into a bottle, and fill up with vinegar. Let it stand a month, and then strain it. This is useful in small quantities in some salad dressings, and for mayonnaise.

Chili Vinegar.

Take a few chilies and put into a bottle, and fill it up with vinegar. It will be ready in a week, and can be drained off as required. A little pyroligneous acid, reduced to the strength of vinegar with water, makes this of a more delicate flavour than common vinegar.

Prince Alfred's Sauce.

Vinegar	1½ pints.
Water	½ „
India Soy	½ „
Walnut catsup	½ „
Chilies	1 ounce.
Shalots	2 „
Burnt sugar (or colouring)	1 „
Salt	2 „

Bruise the shalots, and boil the whole for ten minutes; let it stand until cold, strain and bottle it. This is an excellent sauce for cold meat, fish, or steaks, and can be used whenever piquant sauce is required.

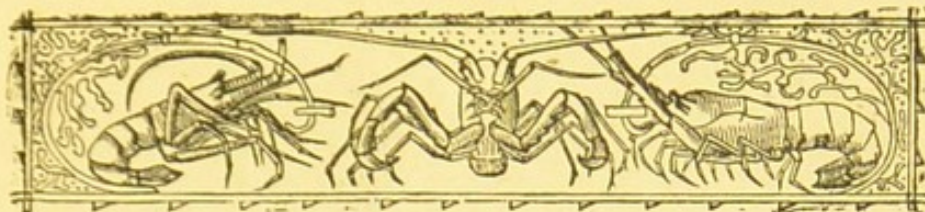
Herbaceous Seasonings.

All good housewives will have herbs dried in their season duly sifted and put away in bottles for winter and occasional use. Of these parsley is the most important. It should be carefully picked, and freed from grit by shaking in a dry cloth, then laid on an iron sheet or dish on the hob or range until it becomes dry and crisp. It must not be subjected to too great a heat, or it will change

colour. When dry, rub the parsley through a fine gravy strainer or sieve, and put away in closely corked bottles for use. Thyme and other sweet herbs and sage may be treated in the same manner, or, if preferred, dried in bundles by hanging from the kitchen ceiling.







INDEX.

ALE

- A**LEXANDRA lemon pudding, 51
Almond cream, 61
— flavour, 243
Apple and rice pudding, 220
— cake, 235
— Charlotte, 223
— fool, 234
— marmalade, 241, 242
Apples à la Princesse, 234
Apricot jam, 240
— pudding, 81
April, dishes, &c., for, 47-53
Artichokes, roasted, 26
Asparagus and eggs, 59
August, dishes, &c., for, 77-81
BACON, with macaroni, 201
Baked haddock, 85
— mushrooms, 195
— salmon, 137
Batter, frying, 62
Beans, French, sautés, 81
Beef cutlets, 59
— fillet of, 24
— stewed à la Jardinière, 112

BUR

- Beef olives, 151
— puffs, 152
Beet root dressed, 197
Boil, rice to, 236
Boiled flour, 236
Boiling, 8
Boned shoulder of lamb, 72
Brandy sauce, 226
Brains, 173
Braised duck, 72
— fowl, 184
— partridges, 96
Bread crumbs fried, 205
— fried, 204
— pudding, savoury, 204
— sauce, 131
Breast of lamb cutlets, 167
— — mutton, 161
Broiling, 11
Broth, veal, 93
Brown butter sauce, 130
— gravy, 128
Brussels sprouts, 88
Burton's overs, 7
Butter sauce, 129

CAK

CAKE, apple, 235
 —, tipsy, 118
 Calf's head, 168
 — tail soup, 21
 Canapees cheese, 208
 Caper sauce, 94
 — — brown, 94
 Capillaire, 244
 Carrot plum pudding, 225
 Castle cream, 53
 Cauliflower au gratin, 33
 Celery, stewed, 194
 — white soup, 31
 Cheese cake, Welsh, 223
 — canapees, 208
 — crab, 209
 — fondu, 68, 209
 — selection of, 16
 — straws, 208
 — with macaroni, 202
 Cherry brandy, 248
 — and raspberry jam, 239
 — syrup, 245
 Chestnut cream, 28
 Chicken gilet pie, 187
 — — soup, 39
 — — stewed, 186
 — legs en papillotes, 185
 — mayonnaise of, 187
 — and onions, 66
 — pie, 187
 Chili vinegar, 253
 Chips, potato, 149
 Chocolate soufflé, 36
 Chutney, 251
 Clear gravy soup, 77
 Clove extract, 242
 Cod, fillets of, 93
 — roe à la Hollandaise, 143, 144
 — — scolloped, 144
 — soft roe fried, 143
 Codfish à la Royale, 31
 Collops scolloped, 39

DEV

Colouring, 252
 Cooking and serving, general remarks on, 1
 Cordial, ginger, 248
 Cottage pie, 152
 Crab cheese, 209
 Cream, almond, 61
 — castle, 53
 — chestnut, 28
 — lemon, 89, 230
 — rice, 232
 — rum, 231
 — vanilla, 232
 Creams, &c., 231-6
 Crème de pêche, 247
 — du thé, 107
 Croquets, potato, 105
 Cucumber, pickled, 250
 Curaçoa, 246
 Currant and raspberry tart, 67
 Curried eggs, 206
 — forcemeat balls, 177
 — rabbit, 188
 Curries, dry, 174
 Custard pudding, 96
 — — orange, 218
 Cutlet, beef, 59
 — breast of lamb, 167
 — mutton, 156
 — — neck of, 157
 — pork, 113
 — salmon, 71
 — — en papillotes, 137
 — veal, 32
 — — à la Polonaise, 169

DAMSON layer pudding, 229
 December, dishes, &c., for, 111-118
 Dessert, 17
 Devilled fowl, 186

DEV

Devonshire pie, 165
 Dinner à la Russe, 15
 Dressed beet root, 197
 Dry curries, 174
 Duck, braised, 72
 — salmi of wild, 41
 — wild, roast, 105
 Dumplings, ground rice, 207
 — light, 208
 Dutch sauce, imitation of, 48

EELS à la Reine, 140
 — stewed, 78
 Eggs and asparagus, 59
 — aux fines herbes, 207
 — curried, 206
 — hard boiled with onions, 206
 — whites of, 213
 — with mushrooms, 207
 Extract of clove, 242
 — — garlic, 252
 — — lemon peel, 240
 — — nutmeg, 242
 — — Seville orange peel, 242
 Extracts, &c., 239-254

FEBRUARY, dishes, &c., for, 31-36
 Fig pudding, 227
 Fillet of beef, 24
 — — steaks with mushrooms, 150
 — — — — potato chips, 149
 Fillets of cod, 93
 — — hare, 187
 — — salmon with potatoes, 138
 — — sole à la Reine, 111
 — — steaks with fried bread, 150
 Fish, treatment of, 5, 6
 — 137, 145
 — balls, 145
 Flour, boiled, 236

GRE

Fondu, cheese, 209
 Forcemeat, 175
 — balls curried, 177
 — — for soup and garnish, 177
 — pie, 177
 — pudding, 177
 — rice case with, 178
 — rissoles, 178
 Fowl braised, 187
 — devilled, 186
 — fricassee of, 184
 French beans sautés, 81
 Friar's omelet, 223
 Fricassee of rabbit, 51
 — — fowl, 184
 — — knuckle of veal, 171
 Fried bread, 204
 — — crumbs, 205
 — cod's roe, soft, 163
 — mushrooms, 195
 — parsley, 194
 Fritters, orange, 62
 Fruit pudding, 227
 Fry, lamb's, 78
 Frying pan, the, 11

GAME, poultry, &c., 183-8
 Garlic extract, 252
 Gas stoves, 8
 Gherkins to pickle, 249
 Giblets, chicken soup, 39
 — — pie, 187
 — — stewed, 186
 Ginger cordial, 248
 Glaze, 127
 Glazed onions, 41
 Gravy, brown, 128
 — soup, 122
 — — clear, 77
 — — cheap, 123
 Green pea soup, 126

HAD

HADDOCK, baked, 85
 — boiled with mushrooms, 139
 Hare, fillets of, 187
 — jugged, 114
 — roasted, 34
 — soup, 129
 Haricot beans, purée of, 193
 — of ox cheek, 153
 Hash potato, 172
 Hastings pudding, 224
 Head, calf's, 168
 — sheep's, 159
 — — à la Russe, 161
 — — Scotch fashion, 160
 Hearts, sheep's, roasted, 163
 — — stewed, 162
 Herbaceous seasonings, 254
 Herrings, rolled, 58
 Hors d'œuvres, 14
 Horse-radish sauce, 132

IMITATION Dutch sauce, 48
 — lemon cream, 231

JAM, apricot, 240
 — cherry and raspberry, 239
 — rhubarb, 240
 — strawberry and raspberry, 240
 January, dishes, &c., for, 21-8
 Jelly, lemon, 230
 — raspberry, 97
 — red currant, 241
 Jugged hare, 114
 Julienne soup, 125
 July, dishes, &c., for, 71-4
 June, dishes, &c., for, 65, 68

KNUCKLE of veal, fricassee of, 171
 — — — stewed, 86

MOC

LAMB, breast of, cutlets, 167
 — boned shoulder of, 72
 — neck of à la Jardinière, 65
 Lamb's fry, 79
 Lemon cream, 89
 — — imitation of, 231
 — jelly, 230
 — omelets, 27
 — paste, 27
 — peel, extract of, 243
 — pudding, 106
 — — Alexandra, 51
 — sponge, 81
 — syrup, 243
 Leoni's gas stoves, 8
 Liqueurs, &c., 239-254
 Liver à la Française, 173
 Lobster soup, 65
 Loin of mutton, rolled, 40
 — — veal, chump end, 170

MACARONI, au gratin, 201
 — pudding, savoury, 202
 — soup, 57
 — sweet, 222
 — uses of, 13
 — with bacon, 201
 — — cheese, 202
 — — onions, 201
 March, dishes, &c., for, 39-43
 Marmalade, apple, 241, 242
 May, dishes, &c., for, 57-62
 Mayonnaise of chicken, 187
 — sauce, 132
 Meat dishes, 149-180
 — saving of, 7, 8
 — waste of, 6, 7
 Mince meat, 115
 — pies, 115
 Minced veal, 172
 Mock turtle soup, 125

MUL

- Mulligatawny soup, 101
 Mutton, breast of, 161
 — cutlets, 156
 — neck of, à la Duchesse, 103
 — — — cutlets, 157
 — pasty, 166
 — puffs, 152
 — pudding, 164
 — rolled loin of, 40
 — scrag of, à la Russe, 158
 — soup, 47
 Mushrooms, baked, 195
 — fried, 194
 — pickled, 251
 — stewed, 195
 — with eggs, 207

NECK of lamb à la Jardinière, 65
 — — mutton à la Duchesse,
 103
 — — venison, 81
 Norwood pudding, 42
 Noyeau, 247
 November, dishes, &c., for, 101-7
 Nutmeg extract, 242

- O**ATMEAL pudding, savoury, 203
 October, dishes, &c., for, 93-7
 Olives beef, 151
 Omelet, friar's, 223
 — lemon, 27
 — soufflé, 217
 — sweet, 216
 Onion sauce, 131
 Onions, chicken and, 66
 — glazed, 41
 — pickled, 250
 — with, hard boiled eggs, 206
 — — macaroni, 201
 — — tripe, 155

POR

- Orange custard pudding, 218
 — fritters, 62
 — peel, extract of, 242
 — pudding, 74
 Original recipes, 121, 284
 Ovens, Burton's, 7
 Oyster sauce, 102
 Oysters, scalloped, 142
 — soles with, 102
 Ox cheek, haricot of, 153
 — — pie, 153
 — — soup, 124
 — heart, 153
 — tail soup, 124

- P**ALESTINE soup, 111
 Parsley, fried, 194
 Parsonage puddings, 222
 Partridges, braised, 96
 Paste, lemon, 27
 — puff, 115
 Pasty, mutton, 166
 Patties, 180
 Pears stewed with rice, 235
 Peas, purée of, 73
 Pheasant, stewed, 26
 Pickle, to, gherkins, 249
 Pickled cucumbers, 250
 — mushrooms, 251
 — onions, 250
 — walnuts, 249
 Pickles, &c., 239-254
 Pie, chicken giblet, 187
 — cottage, 152
 — Devonshire, 165
 — forcemeat, 177
 — ox cheek, 153
 Pies, mince, 115
 Pigeons, stewed, 60
 Plum pudding, 224-6
 Pork and kidney pudding, 174

POR

- Pork cutlets, 113
 Potato case with lobster, 142
 — croquets, 105
 — hash, 172
 Potatoes à l'Italienne, 60
 — à la Maître d'Hotel, 191
 — au gratin, 191
 — treatment of, 3, 4
 Poultry and game, 183-8
 Preserves, &c., 237-254
 Prince Alfred's sauce, 254
 Princess's pudding, 218
 Prunes, stewed, 235
 Pudding, Alexandra lemon, 51
 — apple and rice, 220
 — apricot, 81
 — custard, 96
 — damson layer, 229
 — fig, 227
 — forcemeat, 177
 — fruit, 227
 — Hastings, 224
 — lemon, 106
 — mutton, 164
 — Norwood, 42
 — orange, 74
 — — custard, 218
 — parsonage, 222
 — plum, a nice, 225
 — — — rich, 224
 — — carrot, 225
 — — children's, 225
 — — for the poor, 226
 — — sauce, for, 227
 — Pork and kidney, 174
 — Princess's, 218
 — Queen's, 217
 — rice, 219
 — — à la Reine, 219
 — — plain, 219
 — Roderigo, 221

RIC

- Pudding, rump steak, 151
 — sauce for, 226
 — savoury bread, 204
 — — macaroni, 202
 — — oatmeal, 203
 — — rice, 202
 — second day, 228
 — semolina, 221
 — Sultana, 35
 — tapioca, 220
 — — rich, 221
 — Victoria, 88
 Puddings, creams, &c., 213-226
 — remarks on making, 213
 Puffs, beef, 152
 — mutton, 152
 — paste, 115
 Purée of haricot beans, 193
 — — peas, 73
 Potato chips, 149

QUEENELLES, 179
 Queen's pudding, 217

- RABBIT, curried, 188
 — — fricassee of, 51
 — roasted, 87
 Raspberry and cherry jam, 239
 — — currant tart, 67
 — — strawberry jam, 240
 — jelly, 97
 — syrup, 245
 — vinegar, 245
 Rechauffé of roast veal, 170
 Recipes, original, 121-254
 Red currant jelly, 241
 Rhubarb jam, 240
 Rice case with forcemeat, 178
 — pudding, 219
 — — à la Condé, 232

RIC

- Rice pudding à la Reine, 219
 — — apple and, 220
 — cream, 232
 — savoury, 202, 203
 — shape of, 233
 — — — ground, 233
 — dumplings, 207
 — to boil, 236
 — with stewed peas, 234
 Rissoles, forcemeat, 178
 Rissolettes, 179
 Roast game and poultry, 183
 — veal, rechauffé of, 170
 — wild duck, 105
 Roasted artichokes, 26
 — hare, 34
 — rabbit, 87
 — steak, 94
 Robert sauce, 33
 Roderigo pudding, 221
 Rolled loin of mutton, 40
 — herrings, 58
 Roulade of veal, 49
 Rum cream, 231
 Rump steak pudding, 151

SALAD, 196

- dressing, 133
 — tomato, 196
 Salads, vegetables, &c., 191-7
 Salmi of wild duck, 41
 Salmon, baked, 137
 — cutlets, 71
 — — en papillotes, 137
 — fillets of, with potatoes, 138
 Sauce, apple, 131
 — brandy, 226
 — — brown, 130
 — bread, 131
 — brown, 94
 — butter, 129
 — caper, 94

SOL

- Sauce, caper, brown, 94
 — Dutch, imitation of, 48
 — for plain pudding, 227
 — — rich pudding, 226
 — horse-radish, 132
 — imitation Dutch, 48
 — mayonnaise, 132
 — onion, 131
 — oyster, 102
 — parsley, 129
 — Prince Alfred's, 254
 — Robert, 33
 — tomato, 95
 — white, 130
 Sausage balls, 176
 Savoury bread pudding, 204
 — macaroni pudding, 202
 — oatmeal pudding, 203
 — rice, 202
 — — pudding, 202
 — tapioca, 203
 Scrag of mutton à la Russe, 158
 Scolloped cod roe, 144
 — collops, 39
 — oysters, 142
 Seasonings, herbaceous, 254
 Second day pudding, 228
 Semolina pudding, 221
 September, dishes, &c., for, 85-89
 Serving and cooking, remarks on, 3
 Shalot vinegar, 253
 Shape of rice, 233
 Sheep's head, 159
 — — Scotch fashion, 160
 — — à la Russe, 161
 — hearts roasted, 163
 — — stewed, 162
 Shoulder of lamb, boned, 72
 Snow, 74
 Sole à la Hollandaise, 139
 — au gratin, 138
 — fillets of, à la Reine, 111

SOL

- Soles with oysters, 102
- Sorrel soup, 85
- Soufflé chocolat, 63
 - omelet, 217
 - sponge, 217
 - strawberry, 43
- Soup, calf's tail, 21
 - chicken giblet, 39
 - clear gravy, 77
 - glaze, 127
 - gravy, 122
 - — brown, 128
 - green pea, 126
 - hare, 127
 - Julienne, 125
 - lobster, 65
 - macaroni, 57
 - making, 121
 - mock turtle, 125
 - Mulligatawny, 101
 - mutton, 47
 - ox cheek, 124
 - — tail, 124
 - Palestine, 111
 - sorrel, 85
 - vegetable marrow, 71
 - white, 130
 - — celery, 31
- Soups and sauces, 121-133
- Spinach à la Reine, 50
- Sponge lemon, 81
 - soufflé, 217
- Sprouts, Brussels, 88
- Steaks, fillet, with fried bread, 150
 - — — mushrooms, 150
 - — — potato chips, 149
 - roasted, 94
 - rump, pudding, 151
- Stewed beef à la Jardinière, 112
 - celery, 194
 - chicken giblets, 185
 - eels, 78

VAN

- Stewed knuckle of veal, 86
 - mushrooms, 195
 - pears with rice, 235
 - pheasants, 28
 - pigeons, 60
 - prunes, 235
 - vegetable marrow, 192
- Stewing, 9
- Stewpans, 10
- Strawberry and raspberry jam, 240
 - soufflé, 43
- Straws, cheese, 208
- Stuffed tomatoes, 193
 - vegetable marrows, 192
- Sweet breads, 168
 - macaroni, 221
 - omelet, 216
- Sultana pudding, 35
- Syrup, capillaire or simple, 244
 - cherry, 245
 - lemon, 243
 - raspberry, 245
- Syrups, &c., 239-254

TAPIOCA pudding, 220, 221
 — savoury, 203

Tarragon vinegar, 253

Tart, raspberry and currant, 67

Thé, crème du, 107

Tipsy cake, 118

— dish, 230

Trifle, 229

Tripe sauté, 156

— with onions, 155

Tomato salad, 196

— sauce, 95

— stuffed, 193

Turbot à la Reine, 23

VANILLA, 242

— cream, 232

VEA

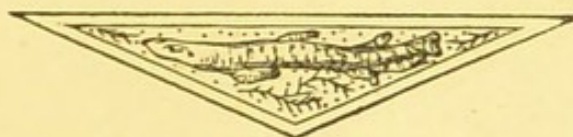
- Veal, roulade of, 49
— broth, 93
— chump end of loin of, 170
— cutlets, 32
— — à la Polonaise, 169
— fricassee of knuckle of, 171
— minced, 172
— stewed knuckle of, 86
— rechauffé of roast, 170
Vegetable marrow soup, 71
— — stewed, 192
— — stuffed, 192
— — treatment of, 4, 5
Vegetables and salads, 191-7
Venison, neck of, 80
Victoria pudding, 88
Vinegar, Chili, 253

WIN

- Vinegar, raspberry, 245
— shalot, 253
— Tarragon, 253

WALNUTS, pickled, 249
Welsh cheesecake, 223

- White bait, 141
— celery soup, 31
— sauce, 130
Whites of eggs, 213
Whiting à la Hollandaise, 48
— baked, 140
Wild duck, roast, 105
— — salmi of, 41
Wines, selection of, 17







September, 1875.

AN ALPHABETICAL LIST
OF
HENRY S. KING & CO.'S
PUBLICATIONS.



*65 Cornhill, and 12 Paternoster Row, London,
September, 1875.*

A LIST OF
HENRY S. KING & CO.'S
PUBLICATIONS.

ADAMS (A. L.), M.A.

**FIELD AND FOREST RAMBLES OF A NATURALIST IN
NEW BRUNSWICK.** With Notes and Observations on the
Natural History of Eastern Canada. 8vo., cloth. Illustrated. 14s.

ADAMS (F. O.), H.B.M.'s Secretary of Embassy at
Paris, formerly H.B.M.'s Chargé d'Affaires, and Secretary of
Legation at Yedo.

THE HISTORY OF JAPAN. From the Earliest Period to the
Present Time. New Edition, revised. Demy 8vo. In 2 vols.
With Maps and Plans. 21s. each.

ADAMS (W. Davenport, Jun.)

LYRICS OF LOVE, from Shakespeare to Tennyson. Selected
and arranged by. Fcap. 8vo., cloth extra, gilt edges, 3s. 6d.

ADON.

THROUGH STORM AND SUNSHINE. Illustrated by M. E.
Edwards, A. T. H. Paterson, and the Author. 1 vol. Crown 8vo.
7s. 6d.

A. K. H. B.

A SCOTCH COMMUNION SUNDAY, to which are added Cer-
tain Discourses from a University City. By the Author of
"The Recreations of a Country Parson." Second Edition.
Crown 8vo. 5s.

ALLEN (Rev. R.), M.A.

ABRAHAM: HIS LIFE, TIMES, AND TRAVELS, as told by a Contemporary 3800 years ago. Post 8vo., with Map. Cloth. 10s. 6d.

AMOS (Sheldon).

THE SCIENCE OF LAW. Crown 8vo. 5s.
Being Vol. X. of the International Scientific Series.

ANDERSON (Rev. Charles), M.A.

CHURCH THOUGHT AND CHURCH WORK. Edited by. Containing articles by the Revs. J. M. Capes, Professor Cheetam, J. Ll. Davis, Harry Jones, Brooke, Lambert, A. J. Ross, the Editor, and others. Second Edition. Demy 8vo. 7s. 6d.

WORDS AND WORKS IN A LONDON PARISH. Edited by. Second Edition. Demy 8vo. 6s.

THE CURATE OF SHYRE. Demy 8vo. Cloth. 7s. 6d.

ANDERSON (Colonel R. P.)

VICTORIES AND DEFEATS. An Attempt to explain the Causes which have led to them. An Officer's Manual. Demy 8vo. 14s.

ANSON (Lieut.-Col. The Hon. A.), V.C., M.P.

THE ABOLITION OF PURCHASE AND THE ARMY REGULATION BILL OF 1871. Crown 8vo. 1s.

ARMY RESERVES AND MILITIA REFORMS. Crown 8vo. 1s.

THE STORY OF THE SUPERSESSIONS. Crown 8vo. 6d.

ARMY OF THE NORTH GERMAN CONFEDERATION. A Brief Description of its Organization, of the Different Branches of the Service and their rôle in War, of its Mode of Fighting, etc., etc. Translated from the Corrected Edition, by permission of the author, by Colonel Edward Newdegate. Demy 8vo. 5s.

ARGYLE (Duke of).

SPEECHES ON THE SECOND READING OF THE CHURCH PATRONAGE (SCOTLAND) BILL IN THE HOUSE OF LORDS, June 2, 1874; and Earl of Camperdown's Amendment, June 9, 1874, placing the Election of Ministers in the hands of Ratepayers. Crown 8vo. Sewed. 1s.

ASHANTEE WAR (The).

A Popular Narrative. By the Special Correspondent of the "Daily News." Crown 8vo. 6s.

ASHE (T.) Author of "The Sorrows of Hypsipyle."

EDITH; OR, LOVE AND LIFE IN CHESHIRE. Sewed. 6d.

ASHTON (John).

ROUGH NOTES OF A VISIT TO BELGIUM, SEDAN, AND PARIS, in September, 1870-71. Crown 8vo. 3s. 6d.

AURORA: A Volume of Verse. 5s.

AUTHOR of "St. Olave's," "When I was a Little Girl," etc.

AUNT MARY'S BRAN PIE. Illustrated. 3s. 6d.

SUMMER STORIES FOR WINTER NIGHTS. Fcap. 8vo. Illustrated. 3s. 6d.

Being two of Henry S. King and Co.'s Three and Sixpenny Series of Children's Books.

BAGEHOT (Walter).

PHYSICS AND POLITICS; or, Thoughts on the Application of the Principles of "Natural Selection" and "Inheritance" to Political Society. Third Edition. Crown 8vo. 4s.

Volume II. of the International Scientific Series.

THE ENGLISH CONSTITUTION. A New Edition, Revised and Corrected, with an Introductory Dissertation on Recent Changes and Events. Crown 8vo. 7s. 6d.

LOMBARD STREET. A Description of the Money Market. Crown 8vo. Sixth Edition. 7s. 6d.

BAIN (Alexander), LL.D.

MIND AND BODY. The Theories of their Relation. Third Edition. Crown 8vo. 4s.

Volume IV. of the International Scientific Series.

BANKS (Mrs. G. Linnæus).

GOD'S PROVIDENCE HOUSE. Crown 8vo. 3s. 6d.

One of the volumes of the Cornhill Library of Fiction.

BARLEE (Ellen).

LOCKED OUT; A Tale of the Strike. With a Frontispiece. 1s. 6d.

BAYNES (Rev. Canon R. H.), Editor of "Lyra Anglicana," etc.

HOME SONGS FOR QUIET HOURS. Second Edition. Fcap. 8vo. Cloth extra, 3s. 6d.

*** This may also be had handsomely bound in Morocco with gilt edges.*

BECKER (Bernard H.)

SCIENTIFIC LONDON. 1 vol. Crown 8vo. 5s.

BENNETT (Dr. W. C.).

SONGS FOR SAILORS. Dedicated by Special Request to H.R.H. the Duke of Edinburgh. Crown 8vo. 3s. 6d. With Steel Portrait and Illustrations.

An Edition in Illustrated Paper Covers, 1s.

BABY MAY. Home Poems and Ballads. With Frontispiece. Cloth elegant. Crown 8vo. 6s.

BABY MAY AND HOME POEMS. Fcap. 8vo. Sewed in Coloured Wrapper. 1s.

NARRATIVE POEMS AND BALLADS. Fcap. 8vo. Sewed in Coloured Wrapper. 1s.

BENNIE (Rev. Jas. Noble), M.A.

THE ETERNAL LIFE. Sermons preached during the last twelve years. Crown 8vo. 6s.

BERNARD (Bayle).

SAMUEL LOVER, THE LIFE AND UNPUBLISHED WORKS OF. In 2 vols. Post 8vo. With a Steel Portrait. 21s.

BETHAM-EDWARDS (Miss M.)

KITTY. Crown 8vo. With a Frontispiece. 3s. 6d.

One of the volumes of the Cornhill Library of Fiction.

MADEMOISELLE JOSEPHINE'S FRIDAYS, AND OTHER STORIES. Crown 8vo. 7s. 6d.

BLUME (Major William).

THE OPERATIONS OF THE GERMAN ARMIES IN FRANCE, from Sedan to the end of the war of 1870-71. With Map. From the Journals of the Head-quarters Staff. Translated by the late E. M. Jones, Maj. 20th Foot, Prof. of Mil. Hist., Sandhurst. Demy 8vo. 9s.

BLANC (Henry), M.D.

CHOLERA: HOW TO AVOID AND TREAT IT. Popular and Practical Notes. Crown 8vo. 4s. 6d.

BOGUSLAWSKI (Captain A. von).

TACTICAL DEDUCTIONS FROM THE WAR OF 1870-71. Translated by Colonel Lumley Graham, late 18th (Royal Irish) Regiment. Third Edition, Revised and Corrected. Demy 8vo. 7s.

A volume of Henry S. King and Co.'s Series of Military Works.

BONWICK (James).

THE TASMANIAN LILY. Cr. 8vo. With Frontispiece. 5s.

MIKE HOWE, THE BUSHRANGER OF VAN DIEMEN'S LAND. Crown 8vo. With Frontispiece. 5s.

BOSWELL (R. B.), M.A., Oxon.

METRICAL TRANSLATIONS FROM THE GREEK AND LATIN POETS, and other Poems. Crown 8vo. 5s.

BOTHMER (Countess Von).

CRUEL AS THE GRAVE. A Novel. 3 vols.

BOWRING (L.), C.S.I., Lord Canning's Private Secretary, and for many years Chief Commissioner of Mysore and Coorg.

EASTERN EXPERIENCES. Illustrated with Maps and Diagrams. Demy 8vo. 16s.

BRAVE MEN'S FOOTSTEPS. By the Editor of "Men who have Risen." A Book of Example and Anecdote for Young People. With Four Illustrations by C. Doyle. Third Edition. Crown 8vo. 3s. 6d.

BRIALMONT (Colonel A.)

HASTY INTRENCHMENTS. Translated by Lieut. Charles A. Empsom, R.A. With nine Plates. Demy 8vo. 6s.

BRIEFS AND PAPERS. Being Sketches of the Bar and the Press. By Two Idle Apprentices. Crown 8vo. 7s. 6d.

BROOKE (Rev. Stopford A.), M.A., Chaplain in Ordinary to Her Majesty the Queen.

THE LATE REV. F. W. ROBERTSON, M.A., LIFE AND LETTERS OF. Edited by Stopford Brooke, M.A.

I. In 2 vols., uniform with the Sermons. Steel Portrait. 7s. 6d.

II. Library Edition. 8vo. Two Steel Portraits. 12s.

III. A Popular Edition, in 1 vol. 8vo. 6s.

BROOKE (Rev. Stopford A.), M.A.

THEOLOGY IN THE ENGLISH POETS.—COWPER, COLERIDGE, WORDSWORTH, and BURNS. Second Edition. Post 8vo. 9s.

CHRIST IN MODERN LIFE. Sermons Preached in St. James's Chapel, York Street, London. Eighth Edition. Crown 8vo. 7s. 6d.

FREEDOM IN THE CHURCH OF ENGLAND. Six Sermons suggested by the Voysey Judgment. Second Edition. Crown 8vo. 3s. 6d.

SERMONS Preached in St. James's Chapel, York Street, London. Eighth Edition. Crown 8vo. 6s.

SERMONS Preached in St. James's Chapel, York Street, London. Second Series. By the Rev. Stopford A. Brooke, M.A., Chaplain in Ordinary to the Queen. Second Edition. Crown 8vo. 7s.

FREDERICK DENISON MAURICE: The Life and Work of. A Memorial Sermon. Crown 8vo. Sewed. 1s.

BROOKE (W. G.), M.A., Barrister-at-Law, Author of "Six Privy Council Judgments," &c.

THE PUBLIC WORSHIP REGULATION ACT. With a Classified Statement of its Provisions, Notes, and Index. Crown 8vo. 3s. 6d.

SIX PRIVY COUNCIL JUDGMENTS—1850-1872. Annotated by. Third Edition. Crown 8vo. 9s.

BROWN (Rev. J. Baldwin), B.A., Author of "First Principles of Ecclesiastical Truth," etc.

THE HIGHER LIFE. Its Reality, Experience, and Destiny. Fourth Edition. Crown 8vo. 7s. 6d.

THE DOCTRINE OF ANNIHILATION IN THE LIGHT OF THE GOSPEL OF LOVE. Five Discourses by the Rev. J. Baldwin Brown, B.A., Author of "The Higher Life," etc. Second Edition. Crown 8vo. 2s. 6d.

BROWNE (Rev. Marmaduke E.)

UNTIL THE DAY DAWN. Four Advent Lectures delivered in the Episcopal Chapel, Milverton, Warwickshire, on the Sunday evenings during Advent, 1870. Crown 8vo. 2s. 6d.

BRYANT (William Cullen).

POEMS. Red-line Edition. Handsomely bound. With 24 Illustrations and Portrait of the Author. 7s. 6d.

A Cheaper Edition, with Frontispiece. 3s. 6d.

BUCHANAN (Robert).

POETICAL WORKS. Collected Edition, in 3 Vols., price 6s. each.

Vol. I.—“Ballads and Romances;” “Ballads and Poems of Life,” and a Portrait of the Author.

Vol. II.—“Ballads and Poems of Life;” “Allegories and Sonnets.”

Vol. III.—“Cruiskeen Sonnets;” “Book of Orm;” “Political Mystics.”

MASTER-SPIRITS. Post 8vo. 10s. 6d.

BULKELEY (Rev. Henry J.)

WALLED IN, and other Poems. Crown 8vo. 5s.

BUNNETT (F. E.)

LEONORA CHRISTINA, MEMOIRS OF, Daughter of Christian IV. of Denmark; Written during her Imprisonment in the Blue Tower of the Royal Palace at Copenhagen, 1663-1685. Translated by F. E. Bunnètt. With an Autotype Portrait of the Princess. Medium 8vo. 12s. 6d.

LINKED AT LAST. 1 vol. Crown 8vo.

UNDER A CLOUD; OR, JOHANNES OLAF. By E. D. Wille. Translated by F. E. Bunnètt. 3 vols.

BURTON (Mrs. Richard).

THE INNER LIFE OF SYRIA, PALESTINE, AND THE HOLY LAND. 2 vols. Demy 8vo. 24s.

BUTLER (Josephine E.)

JOHN GREY (of Dilston): MEMOIRS. By his Daughter. New and Cheaper Edition. Crown 8vo. 3s. 6d.

CAMDEN (Charles).

HOITY TOITY, THE GOOD LITTLE FELLOW. With Eleven Illustrations. Crown 8vo. 3s. 6d.

THE TRAVELLING MENAGERIE. By Charles Camden, Author of “Hoity Toity.” With Ten Illustrations by J. Mahoney. Crown 8vo. 3s. 6d.

The above form part of Henry S. King & Co.'s Three and Sixpenny Series of Children's Books.

CARLISLE (A. D.), B.A., Trin. Coll., Camb.

ROUND THE WORLD IN 1870. A Volume of Travels, with Maps. New Edition. Demy 8vo. 6s.

CARNE (Miss E. T.)

THE REALM OF TRUTH. Crown 8vo. 5s. 6d.

CARPENTER (E.)

NARCISSUS AND OTHER POEMS. Fcap. 8vo. 5s.

CARPENTER (W. B.), LL.D., M.D., F.R.S., etc.

THE PRINCIPLES OF MENTAL PHYSIOLOGY. With their Applications to the Training and Discipline of the Mind, and the Study of its Morbid Conditions. 8vo. Illustrated. 12s.

CARR (Lisle).

JUDITH GWYNNE. 3 vols. Crown 8vo. Second Edition.

CHAPMAN, M. F.

A SCOTCH WOOING. 2 vols. Crown 8vo.

CHRISTOPHERSON (The late Rev. Henry), M.A.,
Assistant Minister at Trinity Church, Brighton.

SERMONS. Crown 8vo. Cloth. 7s. 6d. With an Introduction by John Rae, LL.D., F.S.A.

CLAYTON (Cecil).

EFFIE'S GAME; HOW SHE LOST AND HOW SHE WON.
A Novel. 2 vols.

CLERK (Mrs. Godfrey), Author of "The Antipodes and Round the World."

'ILAM EN NAS. Historical Tales and Anecdotes of the Times of the Early Khalifahs. Translated from the Arabic Originals. Illustrated with Historical and Explanatory Notes. Crown 8vo. 7s.

CLERY (C.), Captain 32nd Light Infantry, Professor of Tactics Royal Military College, Sandhurst.

MINOR TACTICS. Demy 8vo. With 26 Plans. 16s.

CLODD (Edward), F.R.A.S.

THE CHILDHOOD OF THE WORLD: a Simple Account of Man in Early Times. New Edition. Crown 8vo. 3s.
A Special Edition for Schools. 1s.

THE CHILDHOOD OF RELIGIONS. Including a Simple Account of the Birth and Growth of Myths and Legends. Crown 8vo. 5s.

COLERIDGE (Sara).

PRETTY LESSONS IN VERSE FOR GOOD CHILDREN, with some Lessons in Latin, in Easy Rhyme. A New Edition. Illustrated. 3s. 6d.

COLERIDGE (Sara).

PHANTASMION. A Fairy Romance. With an Introductory Preface by the Right Hon. Lord Coleridge of Ottery St. Mary. A New Edition. Illustrated. 7s. 6d.

MEMOIR AND LETTERS OF SARA COLERIDGE. Edited by her Daughter. Third Edition, Revised and Corrected. With Index. 2 vols. Crown 8vo. With Two Portraits. 24s.
Cheap Edition. With one Portrait. 7s. 6d.

COLLINS (Mortimer).

THE PRINCESS CLARICE. A Story of 1871. 2 vols.

SQUIRE SILCHESTER'S WHIM. By Mortimer Collins, Author of "Marquis and Merchant," etc. 3 vols.

MIRANDA. A Midsummer Madness. 3 vols.

THE INN OF STRANGE MEETINGS, AND OTHER POEMS. Crown 8vo. 5s.

THE SECRET OF LONG LIFE. Dedicated by special permission to Lord St. Leonard's. Fourth Edition. Large crown 8vo. 5s.

COLLINS (Rev. Richard), M.A.

MISSIONARY ENTERPRISE IN THE EAST. With special reference to the Syrian Christians of Malabar, and the results of modern Missions. With Four Illustrations. Crown 8vo. 6s.

CONWAY (Moncure D.)

REPUBLICAN SUPERSTITIONS. Illustrated by the Political History of the United States. Including a Correspondence with M. Louis Blanc. Crown 8vo. 5s.

CONYERS (Ansley).

CHESTERLEIGH. 3 vols. Crown 8vo.

COOKE (M. C.), M.A., LL.D.

FUNGI; their Nature, Influences, Uses, etc. Edited by the Rev. M. J. Berkeley, M.A., F.L.S. Second Edition. Crown 8vo. With Illustrations. 5s.

Being Vol. XIV. of the International Scientific Series.

COOKE (Professor Josiah P.), of the Harvard University.

THE NEW CHEMISTRY. Second Edition. With Thirty-one Illustrations. 5s.

Vol. IX. of the International Scientific Series.

COOPER (T. T.)

THE MISHMEE HILLS : an Account of a Journey made in an Attempt to Penetrate Thibet from Assam, to open New Routes for Commerce. Second Edition. With Four Illustrations and Map. Demy 8vo. 10s. 6d.

CALDERON.

CALDERON'S DRAMAS : The Wonder-Working Magician—Life is a Dream—The Purgatory of St. Patrick. Translated by Denis Florence MacCarthy. Post 8vo. 10s.

CORNHILL LIBRARY OF FICTION, The. 3s. 6d. per Volume.

HALF-A-DOZEN DAUGHTERS. By J. Masterman.

THE HOUSE OF RABY. By Mrs. G. Hooper.

A FIGHT FOR LIFE. By Moy Thomas.

ROBIN GRAY. By Charles Gibbon.

KITTY. By Miss M. Betham-Edwards.

HIRELL. By John Saunders.

ONE OF TWO ; or, The Left-Handed Bride. By J. Hain Friswell.

READY-MONEY MORTIBOY. A Matter-of-Fact Story.

GOD'S PROVIDENCE HOUSE. By Mrs. G. L. Banks.

FOR LACK OF GOLD. By Charles Gibbon.

ABEL DRAKE'S WIFE. By John Saunders.

COSMOS. A Poem. Fcap. 8vo. 3s. 6d.

SUBJECT.—Nature in the Past and in the Present—Man in the Past and in the Present—The Future.

COTTON (Robert Turner).

MR. CARINGTON. A Tale of Love and Conspiracy. 3 vols. Crown 8vo.

CURWEN (Henry).

SORROW AND SONG : Studies of Literary Struggle. Henry Mürger—Novalis—Alexander Petöfi—Honoré de Balzac—Edgar Allan Poe—André Chénier. 2 vols. Crown 8vo. 15s.

DAVIDSON (Samuel), D.D., LL.D.

THE NEW TESTAMENT, TRANSLATED FROM THE LATEST GREEK TEXT OF TISCHENDORF. Post 8vo. 10s. 6d.

DAVIES (G. Christopher).

MOUNTAIN, MEADOW, AND MERE: a Series of Outdoor Sketches of Sport, Scenery, Adventures, and Natural History. With Sixteen Illustrations by Bosworth W. Harcourt. Crown 8vo. 6s.

RAMBLES AND SCRAMBLES OF OUR SCHOOL FIELD CLUB; ITS ADVENTURES AND ACHIEVEMENTS. A Book for Boys. Crown 8vo. 5s.

DAVIES (Rev. J. Llewelyn), M.A.

THEOLOGY AND MORALITY. Essays on Questions of Belief and Practice. Crown 8vo. 7s. 6d.

DE KERKADEC (Vicomtesse Solange).

A CHEQUERED LIFE, being Memoirs of the Vicomtesse de Leoville Meilhan. Edited by. Crown 8vo. 7s. 6d.

Containing many recollections of the First Emperor Napoleon and his Court.

DE L'HOSTE (Colonel E. P).

THE DESERT PASTOR, JEAN JAROUSSEAU. Translated from the French of Eugène Pelletan. In fcap. 8vo., with an Engraved Frontispiece. New Edition. 3s. 6d.

One of Henry S. King and Co.'s Three and Sixpenny Books for the Young.

DE LIEFDE (Jacob).

THE GREAT DUTCH ADMIRALS. Crown 8vo. With Eleven Illustrations by Townley Green and others. 5s.

One of Henry S. King and Co.'s Five Shilling Books for the Young.

DE REDCLIFFE (Viscount Stratford), P.C., K.G., G.C.B.

WHY AM I A CHRISTIAN? Fifth Edition. Crown 8vo. 3s.

DE TOCQUEVILLE (Alexis).

CORRESPONDENCE AND CONVERSATIONS OF, WITH NASSAU WILLIAM SENIOR. 2 vols. Post 8vo. 21s.

DE VERE (Aubrey).

ALEXANDER THE GREAT. A Dramatic Poem. Small crown 8vo. 5s.

THE LEGENDS OF ST. PATRICK, and other Poems. Small crown 8vo. 5s.

DE WILLE (E.)

UNDER A CLOUD; OR, JOHANNES OLAF. A Novel. Translated by F. E. Bunnètt. 3 vols. Crown 8vo.

DENNIS (John).

ENGLISH SONNETS. Collected and Arranged. Fcap. 8vo. Elegantly bound. 3s. 6d.

DOBSON (Austin).

VIGNETTES IN RHYME AND VERS DE SOCIÉTÉ. Second Edition. Fcap. 8vo. 5s.

DONNÉ (Alphonse), M.D.

CHANGE OF AIR AND SCENE. A Physician's Hints about Doctors, Patients, Hygiene, and Society; with Notes of Excursions for Health in the Pyrenees, and amongst the Watering-places of France (Inland and Seaward), Switzerland, Corsica, and the Mediterranean. A New Edition. Large post 8vo. 9s.

DOWDEN (Edward), LL.D.

SHAKSPERE: a Critical Study of his Mind and Art. Post 8vo. 12s.

DOWNTON (Rev. Henry), M.A.

HYMNS AND VERSES. Original and Translated. Small crown 8vo. 3s. 6d.

DRAPER (John William), M.D., LL.D. Professor in the University of New York; Author of "A Treatise on Human Physiology."

HISTORY OF THE CONFLICT BETWEEN RELIGION AND SCIENCE. Fourth Edition. 5s.
Vol. XIII. of the International Scientific Series.

DREW (Rev. G. S.), M.A., Vicar of Trinity, Lambeth.

SCRIPTURE LANDS IN CONNECTION WITH THEIR HISTORY. Second Edition. 8vo. 10s. 6d.

NAZARETH: ITS LIFE AND LESSONS. Second Edition. Crown 8vo. 5s.

THE DIVINE KINGDOM ON EARTH AS IT IS IN HEAVEN. 8vo. 10s. 6d.

THE SON OF MAN: His Life and Ministry. Crown 8vo. 7s. 6d.

DREWRY (G. Overend), M.D.

THE COMMON-SENSE MANAGEMENT OF THE STOMACH. Fcap. 8vo. 2s. 6d.

DURAND (Lady).

IMITATIONS FROM THE GERMAN OF SPITTA AND TERSTEGEN. Fcap. 8vo. 4s.

DU VERNOIS (Colonel von Verdy).

STUDIES IN LEADING TROOPS. An authorized and accurate Translation by Lieutenant H. J. T. Hildyard, 71st Foot. Parts I. and II. Demy 8vo. 7s.

This is one of Henry S. King and Co.'s Series of Military Works.

E. A. V.

JOSEPH MAZZINI : A Memoir. With Two Essays by Mazzini—"Thoughts on Democracy," and "The Duties of Man." Dedicated to the Working Classes by P. H. Taylor, M.P. Crown 8vo. With Two Portraits. 3s. 6d.

EDEN (Frederic).

THE NILE WITHOUT A DRAGOMAN. Second Edition. Crown 8vo. 7s. 6d.

EILOART (Mrs.)

LADY MORETOUN'S DAUGHTER. 3 vols. Crown 8vo.

ENGLISH CLERGYMAN.

AN ESSAY ON THE RULE OF FAITH AND CREED OF ATHANASIUS. Shall the Rubric preceding the Creed be removed from the Prayer-book? 8vo. Sewed. 1s.

EROS AGONISTES. Poems. By E. B. D. Fcap. 8vo. 3s. 6d.

EYRE (Maj.-Gen. Sir Vincent), C.B., K.C.S.I., etc.

LAYS OF A KNIGHT-ERRANT IN MANY LANDS. Square crown 8vo. With Six Illustrations. 7s. 6d.
Pharaoh Land. | Home Land. | Wonder Land. | Rhine Land.

FAITHFULL (Mrs. Francis G.)

LOVE ME, OR LOVE ME NOT. 3 vols. Crown 8vo.

FARQUHARSON (Martha).

I. **ELSIE DINSMORE.** Crown 8vo. 3s. 6d.

II. **ELSIE'S GIRLHOOD.** Crown 8vo. 3s. 6d.

III. **ELSIE'S HOLIDAYS AT ROSELANDS.** Crown 8vo. 3s. 6d.
These are volumes of Henry S. King and Co.'s Series of Three and Sixpenny Books for the Young.

FAVRE (Mons. Jules).

THE GOVERNMENT OF THE NATIONAL DEFENCE. From the 30th June to the 31st October, 1870. The Plain Statement of a Member. 1 vol. Demy 8vo. 10s. 6d.

FISHER (Alice).

HIS QUEEN. 3 vols. Crown 8vo.

FORBES (Archibald).

SOLDIERING AND SCRIBBLING. A Series of Sketches.
Crown 8vo. 7s. 6d.

FOTHERGILL (JESSIE).

HEALEY. A Romance. 3 vols. Crown 8vo.

FOWLE (Rev. T. W.), M.A.

THE RECONCILIATION OF RELIGION AND SCIENCE.
Being Essays on Immortality, Inspiration, Miracles, and the
Being of Christ. Demy 8vo. 10s. 6d.

FRASER (Donald), Accountant to the British-Indian
Steam Navigation Company, Limited.

**EXCHANGE TABLES OF STERLING AND INDIAN RUPEE
CURRENCY,** upon a new and extended system, embracing Values
from One Farthing to One Hundred Thousand Pounds, and at
Rates progressing, in Sixteenths of a Penny, from 1s. 9d. to
2s. 3d. per Rupee. Royal 8vo. 10s. 6d.

FRERE (Sir H. Bartle E.), G.C.B., G.C.S.I., etc.

THE THREATENED FAMINE IN BENGAL; How it may be
Met, and the Recurrence of Famines in India Prevented. Being
No. 1 of "Occasional Notes on Indian Affairs." Crown 8vo.
With 3 Maps. 5s.

FRISWELL (J. Hain).

THE BETTER SELF. Essays for Home Life. Crown 8vo. 6s.
Contents:—Beginning at Home—The Girls at Home—The
Wife's Mother—Pride in the Family—Discontent and Grumbling
—Domestic Economy—On Keeping People Down—Likes and
Dislikes—On Falling Out—Peace.

ONE OF TWO; or, The Left-Handed Bride. Crown 8vo.
With a Frontispiece. 3s. 6d.
Being a Volume of the Cornhill Library of Fiction.

GARDNER (John), M.D.

**LONGEVITY; THE MEANS OF PROLONGING LIFE AFTER
MIDDLE AGE.** Third Edition, revised and enlarged. Small
crown 8vo. 4s.

GARRETT (Edward).

BY STILL WATERS. A Story for Quiet Hours. Crown 8vo.
With Seven Illustrations. 6s.

GIBBON (Charles).

FOR LACK OF GOLD. Crown 8vo. With a Frontispiece. 3s. 6d.

ROBIN GRAY. Crown 8vo. With a Frontispiece. 3s. 6d.

The above Volumes form part of the Cornhill Library of Fiction.

GILBERT (Mrs.)

MRS. GILBERT, FORMERLY ANN TAYLOR, AUTOBIOGRAPHY AND OTHER MEMORIALS OF. Edited by Josiah Gilbert. In 2 vols. Post 8vo. With 2 Steel Portraits and several Wood Engravings. 24s.

GODKIN (James).

THE RELIGIOUS HISTORY OF IRELAND: Primitive, Papal, and Protestant. Including the Evangelical Missions, Catholic Agitations, and Church Progress of the last half Century. 1 vol. 8vo. 12s.

GODWIN (William).

WILLIAM GODWIN: his Friend's Contemporaries. By C. Kegan Paul. 2 vols. Demy 8vo. With Portraits.

THE GENIUS OF CHRISTIANITY UNVEILED. Being Essays never before published. Edited, with a Preface, by C. Kegan Paul. 1 vol. Crown 8vo. 7s. 6d.

GOETZE (Capt. A. von), Captain of the Prussian Corps of Engineers attached to the Engineer Committee, and Instructor at the Military Academy.

OPERATIONS OF THE GERMAN ENGINEERS DURING THE WAR OF 1870-1871. Published by Authority, and in accordance with Official Documents. Translated from the German by Colonel G. Graham, V.C., C.B., R.E. Demy 8vo. Cloth. With 6 large Maps. 21s.

GOODMAN (Walter).

CUBA, THE PEARL OF THE ANTILLES. Crown 8vo. 7s. 6d.

GOSSE (Edmund W.)

ON VIOL AND FLUTE. With Title-page specially designed by William B. Scott. Crown 8vo. 5s.

GRANVILLE (A. B.), M.D., F.R.S., etc.

AUTOBIOGRAPHY OF A. B. GRANVILLE, F.R.S., etc. Edited, with a brief account of the concluding years of his life, by his youngest Daughter, Paulina B. Granville. 2 vols. Demy 8vo. With a Portrait. 32s.

GRAY (Mrs. Russell).

LISETTE'S VENTURE. A Novel. 2 vols. Crown 8vo. 21s.

GREEN (T. Bowden).

FRAGMENTS OF THOUGHT. Dedicated by permission to the Poet Laureate. Crown 8vo. 7s. 6d.

GREENWOOD (James), "The Amateur Casual."

IN STRANGE COMPANY; or, The Note Book of a Roving Correspondent. Second Edition. Crown 8vo. 6s.

GREY (John), of Dilston.

JOHN GREY (of Dilston): **MEMOIRS.** By Josephine E. Butler. New and Cheaper Edition. Crown 8vo. 3s. 6d.

GRIFFITH (Rev. T.), A.M., Prebendary of St. Paul's.

STUDIES OF THE DIVINE MASTER. Demy 8vo. 12s.

GRIFFITHS (Captain Arthur).

THE QUEEN'S SHILLING. A Novel. 2 vols. 21s.

MEMORIALS OF MILLBANK, AND CHAPTERS IN PRISON HISTORY. 2 vols. Post 8vo. 21s. With Illustrations.

GRUNER (M. L.)

STUDIES OF BLAST FURNACE PHENOMENA. Translated by L. D. B. Gordon, F.R.S.E., F.G.S. Demy 8vo. 7s. 6d.

GURNEY (Rev. Archer Thompson).

WORDS OF FAITH AND CHEER. A Mission of Instruction and Suggestion. 1 vol. Crown 8vo. 6s.

FIRST PRINCIPLES IN CHURCH AND STATE. Demy 8vo. Sewed. 1s. 6d.

HAECKEL (Professor Ernst), of the University of Jena.

THE HISTORY OF CREATION. A Popular Account of the Development of the Earth and its Inhabitants, according to the Theories of Kant, Laplace, Lamarck, and Darwin. The Translation revised by E. Ray Lankester, M.A. With Coloured Plates and Genealogical Trees of the various groups of both plants and animals. 2 vols. Post 8vo.

THE HISTORY OF THE EVOLUTION OF MAN. Translated by E. A. Van Rhyn and L. Elsborg, M.D. (University of New York), with Notes and Additions sanctioned by the Author. Post 8vo.

HARCOURT (Capt. A. F. P.)

THE SHAKESPEARE ARGOSY: Containing much of the wealth of Shakespeare's Wisdom and Wit, alphabetically arranged and classified. Crown 8vo. 6s.

Haweis (Rev. H. R.), M.A.

SPEECH IN SEASON. Third Edition. Crown 8vo. 9s.

THOUGHTS FOR THE TIMES. Eighth Edition. Crown 8vo. 7s. 6d.

UNSECTARIAN FAMILY PRAYERS, for Morning and Evening for a Week, with short selected passages from the Bible. Square crown 8vo. 3s. 6d.

Hawthorne (Julian).

BRESSANT. A Romance. 2 vols. Crown 8vo. 21s.

IDOLATRY. A Romance. 2 vols. Crown 8vo. 21s.

Hawthorne (Nathaniel).

NATHANIEL HAWTHORNE. A Memoir, with Stories now first published in this country. By H. A. Page. Post 8vo. 7s. 6d.

SEPTIMUS. A Romance. Second Edition. Crown 8vo. 9s.

Hayman (Henry), D.D., late Head Master of Rugby School.

RUGBY SCHOOL SERMONS. With an Introductory Essay on the Indwelling of the Holy Spirit. Crown 8vo. 7s. 6d.

Heathergate. A Story of Scottish Life and Character. By a New Author. 2 vols. Crown 8vo. 21s.

Hellwald (Baron F. Von).

THE RUSSIANS IN CENTRAL ASIA. A Critical Examination, down to the present time, of the Geography and History of Central Asia. Translated by Lieut.-Col. Theodore Wiegman, LL.B. In 1 vol. Large post 8vo. With Map. 12s.

Helvig (Captain Hugo).

THE OPERATIONS OF THE BAVARIAN ARMY CORPS. Translated by Captain G. S. Schwabe. With Five large Maps. In 2 vols. Demy 8vo. 24s.

This is one of Henry S. King and Co.'s Series of Military Books.

Hinton (James), late Aural Surgeon to Guy's Hospital.

THE PLACE OF THE PHYSICIAN. Being the Introductory Lecture at Guy's Hospital, 1873-74; to which is added **ESSAYS ON THE LAW OF HUMAN LIFE, AND ON THE RELATION BETWEEN ORGANIC AND INORGANIC WORLDS.** Crown 8vo. 3s. 6d.

HINTON (JAMES).

PHYSIOLOGY FOR PRACTICAL USE. By various writers. Second Edition. With 50 Illustrations. 2 vols. Crown 8vo. 12s. 6d.

AN ATLAS OF DISEASES OF THE MEMBRANA TYMPANI. With Descriptive Text. Post 8vo. £6 6s.

THE QUESTIONS OF AURAL SURGERY. Post 8vo. With Illustrations. 2 vols. 12s. 6d.

HOCKLEY (W. B.)

TALES OF THE ZENANA; or, A Nuwab's Leisure Hours. By the Author of "Pandurang Hari." With a Preface by Lord Stanley of Alderley. 2 vols. Crown 8vo. 21s.

PANDURANG HARI; or, Memoirs of a Hindoo. A Tale of Mahratta Life sixty years ago. With a Preface by Sir H. Bartle E. Frere, G.C.S.I., etc. 2 vols. Crown 8vo. 21s.

HOFFBAUER (Captain).

THE GERMAN ARTILLERY IN THE BATTLES NEAR METZ. Based on the official reports of the German Artillery. Translated by Capt. E. O. Hollist. Demy 8vo. With Map and Plans. 21s.

This is one of the volumes in Henry S. King and Co.'s Military Series.

**HOLROYD (Captain W. R. M.), Bengal Staff Corps,
Director of Public Instruction, Punjab.**

TAS-HIL UL KALAM; or, Hindustani made Easy. Crown 8vo. 5s.

HOOPER (Mrs. G.)

THE HOUSE OF RABY. With a Frontispiece. Crown 8vo. 3s. 6d.

One of the volumes of the Cornhill Library of Fiction.

HOPE (Lieut. James).

IN QUEST OF COOLIES. With Illustrations. Crown 8vo. 6s.

HOOPER (Mary).

LITTLE DINNERS: HOW TO SERVE THEM WITH ELEGANCE AND ECONOMY. Seventh Edition. 1 vol. Crown 8vo. 5s.

HOPKINS (Manley).

THE PORT OF REFUGE; or, Counsel and Aid to Shipmasters in Difficulty, Doubt, or Distress. Crown 8vo. 6s.

HOWARD (Mary M.), Author of "Brampton Rectory."

BEATRICE AYLMER, AND OTHER TALES. Crown 8vo. 6s.

HOWARD (Rev. G. B.)

AN OLD LEGEND OF ST. PAUL'S. Fcap. 8vo. 4s. 6d.

HOWE (Cupples), Master Mariner.

THE DESERTED SHIP. A real story of the Atlantic. Illustrated by Townley Green. Crown 8vo. 3s. 6d.

One of Henry S. King and Co.'s Three and Sixpenny Books for the Young.

HOWELL (James).

A TALE OF THE SEA, SONNETS, AND OTHER POEMS. Fcap. 8vo. 5s.

HUGHES (Allison).

PENELOPE, AND OTHER POEMS. Fcap. 8vo. 4s. 6d.

HULL (Edmund C. P.)

THE EUROPEAN IN INDIA. A Handbook of Practical Information for those proceeding to, or residing in, the East Indies, relating to Outfits, Routes, Time for Departure, Indian Climate, etc. With a **MEDICAL GUIDE FOR ANGLO-INDIANS.** By R. R. S. Mair, M.D., F.R.C.S.E., late Deputy Coroner of Madras. Second Edition, Revised and Corrected. In 1 vol. Post 8vo. 6s.

HUMPHREY (Rev. W.), of the Congregation of the Oblates of St. Charles.

MR. FITZJAMES STEPHEN AND CARDINAL BELLARMINE. Demy 8vo. Sewed. 1s.

HUTTON (James).

MISSIONARY LIFE IN THE SOUTHERN SEAS. With Illustrations. Crown 8vo. 7s. 6d.

IGNOTUS.

CULMSHIRE FOLK. A Novel. New and Cheap Edition. In 1 vol. Crown 8vo. 6s.

INGELOW (Jean).

THE LITTLE WONDER-HORN. A Second Series of "Stories Told to a Child." With Fifteen Illustrations. Square 24mo. 3s. 6d.

OFF THE SKELLIGS. (Her First Romance.) 4 vols. Crown 8vo. 42s.

INTERNATIONAL SCIENTIFIC SERIES (The).

- I. THE FORMS OF WATER IN CLOUDS AND RIVERS, ICE AND GLACIERS.** By J. Tyndall, LL.D., F.R.S. With 14 Illustrations. Fourth Edition. 5s.
- II. PHYSICS AND POLITICS; or, Thoughts on the Application of the Principles of "Natural Selection" and "Inheritance" to Political Society.** By Walter Bagehot. Third Edition. 4s.
- III. FOODS.** By Edward Smith, M.D., LL.B., F.R.S. Profusely Illustrated. Third Edition. 5s.
- IV. MIND AND BODY: The Theories of their Relation.** By Alexander Bain, LL.D. Third Edition. With Four Illustrations. 4s.
- V. THE STUDY OF SOCIOLOGY.** By Herbert Spencer. Fourth Edition. 5s.
- VI. ON THE CONSERVATION OF ENERGY.** By Balfour Stewart, M.D., LL.D., F.R.S. With 14 Engravings. Third Edition. 5s.
- VII. ANIMAL LOCOMOTION; or, Walking, Swimming, and Flying.** By J. B. Pettigrew, M.D., F.R.S. Second Edition. With 119 Illustrations. 5s.
- VIII. RESPONSIBILITY IN MENTAL DISEASE.** By Henry Maudsley, M.D. Second Edition. 5s.
- IX. THE NEW CHEMISTRY.** By Professor J. P. Cooke, of the Harvard University. Second Edition. With 31 Illustrations. 5s.
- X. THE SCIENCE OF LAW.** By Professor Sheldon Amos. Second Edition. 5s.
- XI. ANIMAL MECHANISM.** A Treatise on Terrestrial and Aerial Locomotion. By Professor E. J. Marey. With 117 Illustrations. Second Edition. 5s.

INTERNATIONAL SCIENTIFIC SERIES (The).

XII. THE DOCTRINE OF DESCENT AND DARWINISM. By Professor Oscar Schmidt (Strasburg University). Second Edition. With 26 Illustrations. 5s.

XIII. THE HISTORY OF THE CONFLICT BETWEEN RELIGION AND SCIENCE. By Professor J. W. Draper. Fourth Edition. 5s.

XIV. FUNGI; their Nature, Influences, Uses, etc. By M. C. Cooke, M.A., LL.D. Edited by the Rev. M. J. Berkeley, M.A., F.L.S. Second Edition. Crown 8vo. With numerous Illustrations. 5s.

XV. THE CHEMICAL EFFECTS OF LIGHT AND PHOTOGRAPHY. By Dr. Hermann Vogel (Polytechnic Academy of Berlin). Second Edition. With 100 Illustrations. 5s.

XVI. THE LIFE AND GROWTH OF LANGUAGE. By William Dwight Whitney, Professor of Sanskrit and Comparative Philology in Yale College, New Haven. Second Edition. Crown 8vo. 5s.

XVII. MONEY AND THE MECHANISM OF EXCHANGE. By Prof. W. Stanley Jevons. Crown 8vo. 5s.

XVIII. ANIMAL PARASITES AND MESSMATES. By Monsieur Van Beneden, Professor of the University of Louvain, Correspondent of the Institute of France. Crown 8vo. With 83 Illustrations. 5s.

XIX. THE NATURE OF LIGHT: With a General Account of Physical Optics. By Dr. Eugene Lommel, Professor of Physics in the University of Erlangen. With 148 Illustrations and a Spectra in Chromolithography. 5s.

INTERNATIONAL SCIENTIFIC SERIES (The).

Forthcoming Volumes.

Prof. W. KINGDON CLIFFORD, M.A. The First Principles of the Exact Sciences explained to the Non-mathematical.

Prof. T. H. HUXLEY, LL.D., F.R.S. Bodily Motion and Consciousness.

Dr. W. B. CARPENTER, LL.D., F.R.S. The Physical Geography of the Sea.

Prof. WILLIAM ODLING, F.R.S. The Old Chemistry viewed from the New Standpoint.

W. LAUDER LINDSAY, M.D., F.R.S.E. Mind in the Lower Animals.

Sir JOHN LUBBOCK, Bart., F.R.S. On Ants and Bees.

Prof. W. T. THISELTON DYER, B.A., B.Sc. Form and Habit in Flowering Plants.

Mr. J. N. LOCKYER, F.R.S. Spectrum Analysis.

Prof. MICHAEL FOSTER, M.D. Protoplasm and the Cell Theory.

H. CHARLTON BASTIAN, M.D., F.R.S. The Brain as an Organ of Mind.

Prof. A. C. RAMSAY, LL.D., F.R.S. Earth Sculpture: Hills, Valleys, Mountains, Plains, Rivers, Lakes; how they were Produced, and how they have been Destroyed.

Prof. RUDOLPH VIRCHOW (Berlin Univ.) Morbid Physiological Action.

Prof. CLAUDE BERNARD. History of the Theories of Life.

Prof. H. SAINTE-CLAIRE DEVILLE. An Introduction to General Chemistry.

Prof. WURTZ. Atoms and the Atomic Theory.

Prof. De QUATREFAGES. The Human Race.

Prof. LACAZE-DUTHIERS. Zoology since Cuvier.

Prof. BERTHELOT. Chemical Synthesis.

INTERNATIONAL SCIENTIFIC SERIES (The).

(Forthcoming Volumes.)

Prof. J. ROSENTHAL. General Physiology of Muscles and Nerves.

Prof. JAMES D. DANA, M.A., LL.D. On Cephalization; or, Head-Characters in the Gradation and Progress of Life.

Prof. S. W. JOHNSON, M.A. On the Nutrition of Plants.

Prof. AUSTIN FLINT, Jr. M.D. The Nervous System, and its Relation to the Bodily Functions.

Prof. BERNSTEIN (University of Halle). The Five Senses of Man.

Prof. FERDINAND COHN (Breslau Univ.) Thallophytes (Algæ, Lichens, Fungi).

Prof. HERMANN (University of Zurich). Respiration.

Prof. LEUCKART (University of Leipsic). Outlines of Animal Organization.

Prof. LIEBREICH (University of Berlin). Outlines of Toxicology.

Prof. KUNDT (University of Strasburg). On Sound.

Prof. REES (University of Erlangen). On Parasitic Plants.

Prof. STEINTHAL (University of Berlin). Outlines of the Science of Language.

P. BERT (Professor of Physiology, Paris). Forms of Life and other Cosmical Conditions.

E. ALGLAVE (Professor of Constitutional and Administrative Law at Douai, and of Political Economy at Lille). The Primitive Elements of Political Constitutions.

P. LORAIN (Professor of Medicine, Paris). Modern Epidemics.

Prof. SCHUTZENBERGER (Director of the Chemical Laboratory at the Sorbonne). On Fermentations.

MONS. FREIDEL. The Functions of Organic Chemistry.

MONS. DEBRAY. Precious Metals.

Prof. CORFIELD, M.A., M.D. (Oxon.) Air in its relation to Health.

Prof. A. GIARD. General Embryology.

JACKSON (T. G.)

MODERN GOTHIC ARCHITECTURE. Crown 8vo. 5s.

JACOB (Maj.-Gen. Sir G. Le Grand), K.C.S.I., C.B.

WESTERN INDIA BEFORE AND DURING THE MUTINIES.
Pictures drawn from life. Second Edition. Crown 8vo. 7s. 6d.

JENKINS (E.) and RAYMOND (J.), Esqs.

**A LEGAL HANDBOOK FOR ARCHITECTS, BUILDERS, AND
BUILDING OWNERS.** Second Edition Revised. Crown 8vo. 6s.

JENKINS (Rev. R. C.), M.A., Rector of Lyminge, and
Honorary Canon of Canterbury.

THE PRIVILEGE OF PETER, Legally and Historically Examined, and the Claims of the Roman Church compared with the Scriptures, the Councils, and the Testimony of the Popes themselves. Fcap. 8vo. 3s. 6d.

JENKINS (Edward), M.P.

GLANCES AT INNER ENGLAND. A Lecture delivered in the United States and Canada. Crown 8vo. 5s.

GINX'S BABY: His Birth and other Misfortunes. Thirty-fourth Edition. Crown 8vo. 2s.

LUCHMEE AND DILLO. A Story of West Indian Life. 2 vols. Demy 8vo. Illustrated. [Preparing.]

LITTLE HODGE. A Christmas Country Carol. Fourteenth Thousand. With Five Illustrations. Crown 8vo. 5s.
A Cheap Edition in paper covers, price 1s.

LORD BANTAM. Seventh Edition. Crown 8vo. 2s. 6d.

JEVONS (Prof. W. Stanley).

MONEY AND THE MECHANISM OF EXCHANGE. Crown 8vo. 5s.

Being Vol. XVII. of the International Scientific Series.

KEATING (Mrs.)

HONOR BLAKE: The Story of a Plain Woman. 2 vols. Crown 8vo. 21s.

KAUFMANN (Rev. M.), B.A.

SOCIALISM: Its Nature, its Dangers, and its Remedies considered. Crown 8vo. 7s. 6d.

KER (David).

ON THE ROAD TO KHIVA. Illustrated with Photographs of the Country and its Inhabitants, and a copy of the Official Map in use during the Campaign, from the Survey of Captain Leusilin. 1 vol. Post 8vo. 12s.

KER (David).

THE BOY SLAVE IN BOKHARA. A Tale of Central Asia.
Crown 8vo. With Illustrations. 5s.

One of Henry S. King and Co.'s Five Shilling Books for the Young.

THE WILD HORSEMAN OF SOUTH AMERICA. Crown 8vo.
Illustrated. 5s.

KING (Alice).

A CLUSTER OF LIVES. Crown 8vo. 7s. 6d.

KING (Mrs. Hamilton).

THE DISCIPLES. A New Poem. Second Edition, with some Notes. Crown 8vo. 7s. 6d.

ASPRMONTE, AND OTHER POEMS. Second Edition. Cloth. 4s. 6d.

KINGSFORD (Rev. F. W.), M.A., Vicar of St. Thomas's,
Stamford Hill; late Chaplain H. E. I. C. (Bengal Presidency).

HARTHAM CONFERENCES; or, Discussions upon some of the Religious Topics of the Day. "Audi alteram partem." Crown 8vo. 3s. 6d.

CONTENTS: The Real Presence—Confession—Ritualism.

KNIGHT (Annette F. C.)

POEMS. Fcap. 8vo. Cloth. 5s.

LACORDAIRE (Rev. Père).

LIFE: Conferences delivered at Toulouse. Crown 8vo. 3s. 6d.

LADY OF LIPARI (The).

A Poem in Three Cantos. Fcap. 8vo. 5s.

LAURIE (J. S.), of the Inner Temple, Barrister-at-Law;
formerly H.M. Inspector of Schools, England; Assistant Royal Commissioner, Ireland; Special Commissioner, African Settlement; Director of Public Instruction, Ceylon.

EDUCATIONAL COURSE OF SECULAR SCHOOL BOOKS FOR INDIA.

The following Works are now ready:—

THE FIRST HINDUSTANI READER. Stiff linen wrapper, 6d.

LAURIE (J. S.)

THE SECOND HINDUSTANI READER. Stiff linen wrapper, 6d.

GEOGRAPHY OF INDIA; with Maps and Historical Appendix, tracing the growth of the British Empire in Hindustan. 128 pp. fcap. 8vo. Cloth. 1s. 6d.

In the Press :—

ELEMENTARY GEOGRAPHY OF INDIA.

FACTS AND FEATURES OF INDIAN HISTORY, in a series of alternating Reading Lessons and Memory Exercises.

LAYMANN (Captain), Instructor of Tactics at the Military College, Neisse.

THE FRONTAL ATTACK OF INFANTRY. Translated by Colonel Edward Newdigate. Crown 8vo. 2s. 6d.

L. D. S.

LETTERS FROM CHINA AND JAPAN. 1 vol. Crown 8vo., with Illustrated Title-page. 7s. 6d.

LEANDER (Richard).

FANTASTIC STORIES. Translated from the German by Paulina B. Granville. With Eight full-page Illustrations by M. E. Fraser-Tytler. Crown 8vo. 5s.

One of Henry S. King and Co.'s Five Shilling Books for the Young.

LEATHES (Rev. Stanley), M.A.

THE GOSPEL ITS OWN WITNESS. Being the Hulsean Lectures for 1873. 1 vol. Crown 8vo. 5s.

LEE (Rev. Frederick George), D.C.L.

THE OTHER WORLD; or, Glimpses of the Supernatural. Being Facts, Records, and Traditions, relating to Dreams, Omens, Miraculous Occurrences, Apparitions, Wraiths, Warnings, Second-sight, Necromancy, Witchcraft, etc. 2 vols. A New Edition. Crown 8vo. 15s.

LEE (Holme).

HER TITLE OF HONOUR. A Book for Girls. New Edition. Crown 8vo. With a Frontispiece. 5s.

LENOIR (J).

FAYOUM; or, Artists in Egypt. A Tour with M. Gérôme and others. Crown 8vo. With 13 Illustrations. 3s. 6d.

LISTADO (J. T.)

CIVIL SERVICE. A Novel. 2 vols. Crown 8vo.

LORIMER (Peter), D.D.

JOHN KNOX AND THE CHURCH OF ENGLAND: His work in her Pulpit and his influence upon her Liturgy, Articles, and Parties. Demy 8vo. 12s.

LOVER (Samuel), R.H.A.

THE LIFE OF SAMUEL LOVER, R.H.A.; Artistic, Literary, and Musical. With Selections from his Unpublished Papers and Correspondence. By Bayle Bernard. 2 vols. Post 8vo. With a Portrait. 21s.

LOWER (Mark Antony), M.A., F.S.A.

WAYSIDE NOTES IN SCANDINAVIA. Being Notes of Travel in the North of Europe. Crown 8vo. 9s.

LYONS (R. T.), Assistant-Surgeon, Bengal Army.

A TREATISE ON RELAPSING FEVER. Post 8vo. 7s. 6d.

MACAULAY (James), M.A., M.D., Edin.

IRELAND. A Tour of Observation, with Remarks on Irish Public Questions. Crown 8vo. 7s. 6d.

MAC CARTHY (Denis Florence).

CALDERON'S DRAMAS. Translated from the Spanish. Post 8vo. Cloth, gilt edges. 10s.

MAC DONALD (George).

GUTTA-PERCHA WILLIE, THE WORKING GENIUS. With Nine Illustrations by Arthur Hughes. Second Edition. Crown 8vo. 3s. 6d.

One of Henry S. King and Co.'s Three and Sixpenny Books for the Young.

MALCOLM. A Novel. Second Edition. 3 vols. Crown 8vo.

ST. MICHAEL AND ST. GEORGE. 3 vols. Crown 8vo.

MAC KENNA (Stephen J.)

PLUCKY FELLOWS. A Book for Boys. With Six Illustrations. Second Edition. Crown 8vo. 3s. 6d.

One of Henry S. King and Co.'s Three and Sixpenny Books for the Young.

MAC KENNA (Stephen J.)

AT SCHOOL WITH AN OLD DRAGOON. Crown 8vo. With Six Illustrations. 5s.

One of Henry S. King and Co.'s Five Shilling Books for the Young.

MAIR (R. S.), M.D., F.R.C.S.E., late Deputy Coroner of Madras.

THE MEDICAL GUIDE FOR ANGLO-INDIANS. Being a Compendium of Advice to Europeans in India, relating to the Preservation and Regulation of Health. With a Supplement on the Management of Children in India. Crown 8vo. Limp cloth. 3s. 6d.

MANNING (The Most Rev. Archbishop).

ESSAYS ON RELIGION AND LITERATURE. By various Writers. Demy 8vo. 10s. 6d.

CONTENTS:—The Philosophy of Christianity—Mystic Elements of Religion—Controversy with the Agnostics—A Reasoning Thought—Darwinism brought to Book—Mr. Mill on Liberty of the Press—Christianity in relation to Society—The Religious Condition of Germany—The Philosophy of Bacon—Catholic Laymen and Scholastic Philosophy.

MAREY (E. J.)

ANIMAL MECHANICS. A Treatise on Terrestrial and Aerial Locomotion. Second Edition. With 117 Illustrations. 5s.

Volume XI. of the International Scientific Series.

MARRIOTT (Maj.-Gen. W. F.), C.S.I.

A GRAMMAR OF POLITICAL ECONOMY. Crown 8vo. 6s.

MARSHALL (Hamilton).

THE STORY OF SIR EDWARD'S WIFE. A Novel. 1 vol. Crown 8vo. 10s. 6d.

MARZIALS (Theophile).

THE GALLERY OF PIGEONS, and other Poems. Crown 8vo. 4s. 6d.

MARKEWITCH (B.)

THE NEGLECTED QUESTION. Translated from the Russian, by the Princess Ouroussoff, and dedicated by Express Permission to Her Imperial and Royal Highness Marie Alexandrovna, the Duchess of Edinburgh. 2 vols. Crown 8vo. 14s.

MASTERMAN (J.)

HALF-A-DOZEN DAUGHTERS. Crown 8vo. With a Frontispiece. 3s. 6d.

This is one of the Cornhill Library of Fiction.

MAUDSLEY (Dr. Henry).

RESPONSIBILITY IN MENTAL DISEASE. Second Edition. 5s.

Vol. VIII. of the International Scientific Series.

MAURICE (C. Edmund).

LIVES OF ENGLISH POPULAR LEADERS. No. 1.—STEPHEN LANGTON. Crown 8vo. 7s. 6d.

No. 2.—TYLER, BALL, and OLDCASTLE. Crown 8vo. 7s. 6d.

MAUGHAN (William Charles).

THE ALPS OF ARABIA; or, Travels through Egypt, Sinai, Arabia, and the Holy Land. Demy 8vo. With Map. 5s.

MEDLEY (Lieut.-Col. J. G.), Royal Engineers.

AN AUTUMN TOUR IN THE UNITED STATES AND CANADA. Crown 8vo. 5s.

MENZIES (Sutherland).

POLITICAL WOMEN. 2 vols. Post 8vo. 10s. 6d.

MICKLETHWAITE (J. T.), F.S.A.

MODERN PARISH CHURCHES: Their Plan, Design, and Furniture. Crown 8vo. 7s. 6d.

MIRUS (Major-General von).

CAVALRY FIELD DUTY. Translated by Captain Frank S. Russell, 14th (King's) Hussars. Crown 8vo. Cloth limp. 7s. 6d.

This work is one of Henry S. King and Co.'s Military Series.

MOORE (Rev. Daniel), M.A.

CHRIST AND HIS CHURCH. A Course of Lent Lectures, delivered in the Parish Church of Holy Trinity, Paddington. By the author of "The Age and the Gospel: Hulsean Lectures," etc. Crown 8vo. 3s. 6d.

MOORE (Rev. Thomas), Vicar of Christ Church, Chesham.

SERMONETTES: on Synonymous Texts, taken from the Bible and Book of Common Prayer, for the Study, Family Reading, and Private Devotion. Small Crown 8vo. 4s. 6d.

MORELL (J. R.)

EUCLID SIMPLIFIED IN METHOD AND LANGUAGE. Being a Manual of Geometry on the French System. Fcap. 8vo. 2s. 6d.

MORLEY (Susan).

AILEEN FERRERS. A Novel. 2 vols. Crown 8vo.

THROSTLETHWAITE. 3 vols. Crown 8vo.

MOSTYN (Sydney).

PERPLEXITY. A Novel. 3 vols. Crown 8vo.

NAAKE (John T.), of the British Museum.

SLAVONIC FAIRY TALES. From Russian, Servian, Polish, and Bohemian Sources. With Four Illustrations. Crown 8vo. 5s.

NEWMAN (John Henry), D.D.

CHARACTERISTICS FROM THE WRITINGS OF DR. J. H. NEWMAN. Being Selections, Personal, Historical, Philosophical, and Religious, from his various Works. Arranged with the Author's personal approval. Second Edition. Crown 8vo. With Portrait. 6s.

NEWMAN (Mrs.)

TOO LATE. A Novel. 2 vols. Crown 8vo.

NOBLE (James Ashcroft).

THE PELICAN PAPERS. Reminiscences and Remains of a Dweller in the Wilderness. Crown 8vo. 6s.

NORMAN PEOPLE (The).

THE NORMAN PEOPLE, and their Existing Descendants in the British Dominions and the United States of America. One handsome volume. 8vo. 21s.

NORRIS (Rev. A.)

THE INNER AND OUTER LIFE POEMS. Fcap. 8vo. 6s.

NOTREGE (John), A.M.

THE SPIRITUAL FUNCTION OF A PRESBYTER IN THE CHURCH OF ENGLAND. Crown 8vo. Red edges. 3s. 6d.

ORIENTAL SPORTING MAGAZINE (The).

THE ORIENTAL SPORTING MAGAZINE. A Reprint of the first 5 Volumes, in 2 Volumes. Demy 8vo. 28s.

PAGE (H. A.)

NATHANIEL HAWTHORNE, A MEMOIR OF, with Stories now first published in this country. Large post 8vo. 7s. 6d.

PAGE (Capt. S. Flood).

DISCIPLINE AND DRILL. Four Lectures delivered to the London Scottish Rifle Volunteers. Cheaper Edition. Crown 8vo. 1s.

PALGRAVE (W. Gifford).

HERMANN AGHA. An Eastern Narrative. 2 vols. Crown 8vo. Cloth, extra gilt. 18s.

PARKER (Joseph), D.D.

THE PARACLETE: An Essay on the Personality and Ministry of the Holy Ghost, with some reference to current discussions. Demy 8vo. 12s.

PARR (Harriett).

ECHOES OF A FAMOUS YEAR. Crown 8vo. 8s. 6d.

PAUL (C. Kegan).

GOETHE'S FAUST. A New Translation in Rime. Crown 8vo. 6s.

WILLIAM GODWIN: Autobiography, Memoir, and Correspondence. 2 vols. Demy 8vo.

PAYNE (John).

SONGS OF LIFE AND DEATH. Crown 8vo. 5s.

PAYNE (Professor).

LECTURES ON EDUCATION. 6d. each.

I. Pestalozzi: the Influence of His Principles and Practice. [Just Published.]

II. Fröbel and the Kindergarten System. Second Edition.

III. The Science and Art of Education.

IV. The True Foundation of Science Teaching.

PELLETAN (Eugène).

THE DESERT PASTOR, JEAN JAROUSSEAU. Translated from the French. By Colonel E. P. De L'Hoste. With an Engraved Frontispiece. Fcap. 8vo. New Edition. 3s. 6d.

PENRICE (Major J.), B.A.

A DICTIONARY AND GLOSSARY OF THE KO-RAN. With copious Grammatical References and Explanations of the Text. 4to. 21s.

PERRIER (Amelia).

A WINTER IN MOROCCO. With Four Illustrations. Crown 8vo. 10s. 6d.

A GOOD MATCH. A Novel. 2 vols. Crown 8vo.

PERCEVAL (Rev. P.)

TAMIL PROVERBS, WITH THEIR ENGLISH TRANSLATION. Containing upwards of Six Thousand Proverbs. Third Edition. 8vo. Sewed. 9s.

PESCHEL (Dr.)

MANKIND: A Scientific Study of the Races and Distribution of Man, considered in their Bodily Variations, Languages, Occupations, and Religions.

PETTIGREW (J. B.), M.D., F.R.S.

ANIMAL LOCOMOTION; or, Walking, Swimming, and Flying. Second Edition. With 119 Illustrations. 5s.
Volume VII. of the International Scientific Series.

PIGGOT (John), F.S.A., F.R.G.S.

PERSIA—ANCIENT AND MODERN. Post 8vo. 10s. 6d.

POUSHKIN (Alexander Serguevitch).

RUSSIAN ROMANCE. Translated from the Tales of Belkin, etc. By Mrs. J. Buchan Telfer (*née* Mouravieff). Cr. 8vo. 7s. 6d.

POWER (Harriet).

OUR INVALIDS: HOW SHALL WE EMPLOY AND AMUSE THEM? Fcap. 8vo. 2s. 6d.

POWLETT (Lieut. Norton), Royal Artillery.

EASTERN LEGENDS AND STORIES IN ENGLISH VERSE. Crown 8vo. 5s.

PROCTOR (R. A.), B.A.

THE EXPANSE OF HEAVEN. A Series of Essays on the Wonders of the Firmament. With a Frontispiece. Second Edition. Crown 8vo. 6s.

RANKING (B. Montgomerie).

STREAMS FROM HIDDEN SOURCES. Crown 8vo. 6s.

READY-MONEY MORTIBOY.

READY-MONEY MORTIBOY. A Matter-of-Fact Story. Crown 8vo. With frontispiece. 3s. 6d.

This is one of the volumes of the Cornhill Library of Fiction.

REANEY (Mrs. G. S.)

WAKING AND WORKING; OR, FROM GIRLHOOD TO WOMANHOOD. With a Frontispiece. Crown 8vo. 5s.

One of Henry S. King and Co.'s Five Shilling Books for the Young.

SUNBEAM WILLIE, AND OTHER STORIES, for Home Reading and Cottage Meetings. Small square, uniform with "Lost Gip," etc. 3 Illustrations. 1s. 6d.

REGINALD BRAMBLE.

REGINALD BRAMBLE. A Cynic of the Nineteenth Century. An Autobiography. 1 vol. Crown 8vo. 10s. 6d.

REID (T. Wemyss).

CABINET PORTRAITS. Biographical Sketches of Statesmen of the Day. 1 vol. Crown 8vo. 7s. 6d.

RHOADES (James).

TIMOLEON. A Dramatic Poem. Fcap. 8vo. 5s.

RIBOT (Professor Th.)

CONTEMPORARY ENGLISH PSYCHOLOGY. Large post 8vo. 9s.

An analysis of the views and opinions of the following metaphysicians, as expressed in their writings:—James Mill, Alexander Bain, John Stuart Mill, George H. Lewes, Herbert Spencer, Samuel Bailey.

HEREDITY: A Psychological Study on its Phenomena, its Laws, its Causes, and its Consequences. 1 vol. Large crown 8vo. 9s.

ROBERTSON (The Late Rev. F. W.), M.A.

THE LATE REV. F. W. ROBERTSON, M.A., LIFE AND LETTERS OF. Edited by the Rev. Stopford Brooke, M.A., Chaplain in Ordinary to the Queen.

- I. 2 vols., uniform with the Sermons. With Steel Portrait. 7s. 6d.
- II. Library Edition, in Demy 8vo. with Two Steel Portraits. 12s.
- III. A Popular Edition, in 1 vol. 6s.

ROBERTSON (The Late Rev. F. W.), M.A.

New and Cheaper Editions :—

SERMONS.

- Vol. I. Small crown 8vo. 3s. 6d.
 Vol. II. Small crown 8vo. 3s. 6d.
 Vol. III. Small crown 8vo. 3s. 6d.
 Vol. IV. Small crown 8vo. 3s. 6d.

EXPOSITORY LECTURES ON ST. PAUL'S EPISTLE TO THE CORINTHIANS. Small crown 8vo. 5s.

AN ANALYSIS OF MR. TENNYSON'S "IN MEMORIAM." (Dedicated by Permission to the Poet-Laureate.) Fcap. 8vo. 2s.

THE EDUCATION OF THE HUMAN RACE. Translated from the German of Gotthold Ephraim Lessing. Fcap. 8vo. 2s. 6d.

The above Works can also be had bound in half morocco.

* * * A Portrait of the late Rev. F. W. Robertson, mounted for framing, can be had, price 2s. 6d.

ROSS (Mrs. Ellen), ("Nelsie Brook.")

DADDY'S PET. A Sketch from Humble Life. Square crown 8vo. Uniform with "Lost Gip." With Six Illustrations. 1s.

RUSSELL (William Clark).

MEMOIRS OF MRS. LÆTITIA BOOTHBY. Crown 8vo. 7s. 6d.

RUSSELL (E. R.)

IRVING AS HAMLET. Demy 8vo. Second Edition. Sewed. 1s.

SADLER (S. W.), R.N., Author of "Marshall Vavasour."

THE AFRICAN CRUISER. A Midshipman's Adventures on the West Coast. A Book for Boys. With Three Illustrations. Second Edition. Crown 8vo. 3s. 6d.

One of Henry S. King and Co.'s Three and Sixpenny Books for the Young.

SAMAROW (Gregor).

FOR SCEPTRE AND CROWN. A Romance of the Present Time. Translated by Fanny Wormald. 2 vols. Crown 8vo. 15s.

SAUNDERS (Katherine).

THE HIGH MILLS. A Novel. 3 vols. Crown 8vo.

SAUNDERS (Katherine).

GIDEON'S ROCK, and other Stories. 1 vol. Crown 8vo. 6s.

JOAN MERRYWEATHER, and other Stories. 1 vol. Crown 8vo. 6s.

MARGARET AND ELIZABETH. A Story of the Sea. 1 vol. Crown 8vo. 6s.

SAUNDERS (John).

HIRELL. Crown 8vo. With Frontispiece. 3s. 6d.

ABEL DRAKE'S WIFE. Crown 8vo. With Frontispiece. 3s. 6d.

These works form separate volumes of the Cornhill Library of Fiction.

ISRAEL MORT, OVERMAN. The Story of the Mine. 3 vols. Crown 8vo.

SHELL (Major von).

THE OPERATIONS OF THE FIRST ARMY UNDER GEN. VON GOEBEN. Translated by Col. C. H. von Wright. Four Maps. Demy 8vo. 9s.

THE OPERATIONS OF THE FIRST ARMY UNDER GEN. VON STEINMETZ. Translated by Captain E. O. Hollist. Demy 8vo. 10s. 6d.

These works form separate volumes of Henry S. King and Co.'s Military Series.

SCHERFF (Major W. von).

STUDIES IN THE NEW INFANTRY TACTICS. Parts I. and II. Translated from the German by Colonel Lumley Graham. Demy 8vo. 7s. 6d.

This work is one of Henry S. King and Co.'s Military Series.

SCHMIDT (Prof. Oscar), Strasburg University.

THE DOCTRINE OF DESCENT AND DARWINISM. Second Edition. 26 Illustrations. 5s.

Being Vol. XII. of the International Scientific Series.

HANDBOOK OF COMPARATIVE ANATOMY. Crown 8vo.

SCOTT (Patrick).

THE DREAM AND THE DEED, and other Poems. Fcap. 8vo. 5s.

SEEKING HIS FORTUNE, and other Stories.

SEEKING HIS FORTUNE, and other Stories. Crown 8vo. With Four Illustrations. 3s. 6d.

One of Henry S. King and Co.'s Three and Sixpenny Books for the Young.

SENIOR (Nassau William).

ALEXIS DE TOCQUEVILLE. Correspondence and Conversations with Nassau W. Senior, from 1833 to 1859. Edited by M. C. M. Simpson. 2 vols. Large post 8vo. 21s.

JOURNALS KEPT IN FRANCE AND ITALY. From 1848 to 1852. With a Sketch of the Revolution of 1848. Edited by his Daughter, M. C. M. Simpson. 2 vols. Post 8vo. 24s.

SEVEN AUTUMN LEAVES.

SEVEN AUTUMN LEAVES FROM FAIRYLAND. Illustrated with 9 Etchings. Square crown 8vo. 5s.

SHADWELL (Major-General), C.B.

MOUNTAIN WARFARE. Illustrated by the Campaign of 1799 in Switzerland. Being a Translation of the Swiss Narrative compiled from the Works of the Archduke Charles, Jomini, and others. Also of Notes by General H. Dufour on the Campaign of the Valtelline in 1635. With Appendix, Maps, and Introductory Remarks. Demy 8vo. 16s.

SHELDON (Philip).

WOMAN'S A RIDDLE; or, Baby Warmstrey. A Novel. 3 vols. Crown 8vo.

SHERMAN (Gen. W. T.)

MEMOIRS OF GEN. W. T. SHERMAN, Commander of the Federal Forces in the American Civil War. By Himself. 2 vols. Demy 8vo. With Map. 24s. *Copyright English Edition.*

SHELLEY (Lady).

SHELLEY MEMORIALS FROM AUTHENTIC SOURCES. With (now first printed) an Essay on Christianity by Percy Bysshe Shelley. Third Edition. Crown 8vo. With Portrait. 5s.

SHIPLEY (Rev. Orby), M.A.

STUDIES IN MODERN PROBLEMS. First Series. By various Writers. Crown 8vo. 5s.

CONTENTS.

Sacramental Confession.
Abolition of the Thirty-nine Articles. Part I.
The Sanctity of Marriage.
Creation and Modern Science.

Retreats for Persons Living in the World.
Catholic and Protestant.
The Bishops on Confession in the Church of England.

STUDIES IN MODERN PROBLEMS. Second Series. By various Writers. Crown 8vo. 5s.

CONTENTS.

Some Principles of Christian Ceremonial.
A Layman's View of Confession of Sin to a Priest. Parts I. and II.
Reservation of the Blessed Sacrament.

Missions and Preaching Orders.
Abolition of the Thirty-nine Articles. Part II.
The First Liturgy of Edward VI. and our own office contrasted and compared.

SMEDLEY (M. B.)

BOARDING-OUT AND PAUPER SCHOOLS FOR GIRLS. Crown 8vo. 3s. 6d.

SMITH (Edward) M.D., LL.B., F.R.S.

HEALTH AND DISEASE, as influenced by the Daily, Seasonal, and other Cyclical Changes in the Human System. A New Edition. 7s. 6d.

FOODS. Third Edition. Profusely Illustrated. 5s.
Volume III. of the International Scientific Series.

PRACTICAL DIETARY FOR FAMILIES, SCHOOLS, AND THE LABOURING CLASSES. A New Edition. 3s. 6d.

CONSUMPTION IN ITS EARLY AND REMEDIABLE STAGES. A New Edition. 7s. 6d.

SONGS FOR MUSIC.

SONGS FOR MUSIC. By Four Friends. Square crown 8vo. 5s.
Containing Songs by Reginald A. Gatty, Stephen H. Gatty, Greville J. Chester, and Juliana H. Ewing.

SMITH (Hubert).

TENT LIFE WITH ENGLISH GIPSIES IN NORWAY. With Five full-page Engravings and Thirty-one smaller Illustrations by Whymper and others, and Map of the Country showing Routes. Second Edition. Revised and Corrected. 8vo. 21s.

SOME TIME IN IRELAND.

SOME TIME IN IRELAND. A Recollection. Crown 8vo.
7s. 6d.

SONGS OF TWO WORLDS.

SONGS OF TWO WORLDS. By a New Writer. First Series.
Second Edition. Fcap. 8vo. 5s.

SONGS OF TWO WORLDS. By a New Writer. Second Series.
Second Edition. Fcap. 8vo. 5s.

SONGS OF TWO WORLDS. By a New Writer. Third Series.
Fcap. 8vo. 5s.

SPENCER (HERBERT).

THE STUDY OF SOCIOLOGY. Fourth Edition. Crown 8vo. 5s.
Volume V. of the International Scientific Series.

STEVENSON (Rev. W. Fleming).

HYMNS FOR THE CHURCH AND HOME. Selected and
Edited by the Rev. W. Fleming Stevenson.

The most complete Hymn Book published.

The Hymn Book consists of Three Parts:—I. For Public Wor-
ship.—II. For Family and Private Worship.—III. For Children.

** * * Published in various forms and prices, the latter ranging
from 8d. to 6s. Lists and full particulars will be furnished on
application to the Publishers.*

STEWART (Professor Balfour).

ON THE CONSERVATION OF ENERGY. Third Edition.
With Fourteen Engravings. 5s.
Volume VI. of the International Scientific Series.

STRETTON (Hesba). Author of "Jessica's First Prayer."

CASSY. Twenty-first Thousand. With Six Illustrations.
Square crown 8vo. 1s. 6d.

THE KING'S SERVANTS. With Eight Illustrations. Twenty-
sixth Thousand. Square crown 8vo. 1s. 6d.

LOST GIP. Thirty-eighth Thousand. With Six Illustrations.
Square crown 8vo. 1s. 6d.

** * * Also a handsomely-bound Edition, with Twelve Illustrations,
price 2s. 6d.*

STRETTON (Hesba).

THE WONDERFUL LIFE. Seventh Thousand. Fcap. 8vo.
2s. 6d.

HESTER MORLEY'S PROMISE. 3 vols. Crown 8vo.

THE DOCTOR'S DILEMMA. 3 vols. Crown 8vo.

THE STORM OF LIFE.

STUBBS (Major Francis W.), Royal (late Bengal)
Artillery.

THE REGIMENT OF BENGAL ARTILLERY: The History of
its Organization, Equipment, and War Services. With Maps
and Plans. 2 vols. 8vo. [Preparing.]

SULLY (James).

SENSATION AND INTUITION. Demy 8vo. 10s. 6d.

TAYLOR (Rev. J. W. Augustus), M.A.

POEMS. Fcap. 8vo. 5s.

TAYLOR (Colonel Meadows), C.S.I., M.R.I.A.

SEETA. A Novel. 3 vols.

THE CONFESSIONS OF A THUG.

TARA: a Mahratta Tale.

RALPH DARNELL.

TIPP00 SULTAN.

A NOBLE QUEEN. 3 vols. Crown 8vo.

New and Cheaper Edition in one vol. crown 8vo. with Frontis-
piece. Each 6s.

TENNYSON (Alfred).**QUEEN MARY.** A Drama. Crown 8vo. 6s.**TENNYSON'S (Alfred) Works.** Cabinet Edition. Ten Volumes. Each with Portrait. 2s. 6d.**CABINET EDITION.** 10 vols. Complete in handsome Ornamental Case. 28s.**TENNYSON'S (Alfred) Works.** Author's Edition. Complete in Five Volumes. Cloth gilt, 6s. each; half-morocco, Roxburgh style, 7s. 6d. each.**VOL. I.****EARLY POEMS, and ENGLISH IDYLLS.****VOL. II.****LOCKSLEY HALL, LUCRETIVS, and other Poems.****VOL. III.****THE IDYLLS OF THE KING (Complete).****VOL. IV.****THE PRINCESS, and MAUD.****VOL. V.****ENOCH ARDEN, and IN MEMORIAM.****TENNYSON'S IDYLLS OF THE KING, and other Poems.** Illustrated by Julia Margaret Cameron. 1 vol. Folio. Half-bound morocco, cloth sides. Six Guineas.**TENNYSON'S (Alfred) Works.** Original Editions.**POEMS.** Small 8vo. 6s.**MAUD, and other Poems.** Small 8vo. 3s. 6d.**THE PRINCESS.** Small 8vo. 3s. 6d.**IDYLLS OF THE KING.** Small 8vo. 5s.**IDYLLS OF THE KING.** Collected. Small 8vo. 7s.**THE HOLY GRAIL, and other Poems.** Small 8vo. 4s. 6d.**GARETH AND LYNETTE.** Small 8vo. 3s.**ENOCH ARDEN, etc.** Small 8vo. 3s. 6d.**SELECTIONS FROM THE ABOVE WORKS.** Square 8vo. Cloth, 3s. 6d. Cloth gilt, extra, 4s.**SONGS FROM THE ABOVE WORKS.** Square 8vo. Cloth extra, 3s. 6d.**IN MEMORIAM.** Small 8vo. 4s.**LIBRARY EDITION.** In 6 vols. 8vo. 10s. 6d. each.**POCKET VOLUME EDITION.** 11 vols. In neat case, 31s. 6d.

Ditto, ditto. Extra cloth gilt, in case, 35s.

POEMS. Illustrated Edition. 4to. 25s.

THOMAS (Moy).

A FIGHT FOR LIFE. Crown 8vo. With Frontispiece. 3s. 6d.
This is one of the volumes of the Cornhill Library of Fiction.

THOMSON (J. T.), F.R.G.S.

HAKAYIT ABDULLA. The Autobiography of a Malay Munshi, between the years 1808 and 1843. Demy 8vo. 12s.

THOMPSON (A. C.)

PRELUDES. A Volume of Poems. Illustrated by Elizabeth Thompson (Painter of "The Roll Call"). 8vo. 7s. 6d.

THOMPSON (Rev. A. S.), British Chaplain at St. Petersburg.

HOME WORDS FOR WANDERERS. A Volume of Sermons. Crown 8vo. 6s.

THOUGHTS IN VERSE. Small crown 8vo. 1s. 6d.

THRING (Rev. Godfrey), B.A.

HYMNS AND SACRED LYRICS. 1 vol. Fcap. 8vo. 5s.

TODD (Herbert), M.A.

ARVAN; or, The Story of the Sword. A Poem. Crown 8vo. 7s. 6d.

TRAHERNE (Mrs. Arthur).

THE ROMANTIC ANNALS OF A NAVAL FAMILY. Crown 8vo. 5s.

TRAVERS (Mar.)

THE SPINSTERS OF BLATCHINGTON. A Novel. 2 vols. Crown 8vo.

TREVANDRUM OBSERVATIONS.

OBSERVATIONS OF MAGNETIC DECLINATION MADE AT TREVANDRUM AND AGUSTIA MALLEY in the Observatories of his Highness the Maharajah of Travancore, G.C.S.I., in the Years 1852 to 1860. Being Trevandrum Magnetical Observations, Volume I. Discussed and Edited by John Allan Brown, F.R.S., late Director of the Observatories. With an Appendix. Imp. 4to. Cloth. £3 3s.

* * * *The Appendix, containing Reports on the Observatories and on the Public Museum, Public Park, and Gardens at Trevandrum, pp. xii.-116, may be had separately.* 21s.

TURNER (Rev. Charles).

SONNETS, LYRICS, AND TRANSLATIONS. Crown 8vo. 4s. 6d.

TYNDALL (J.), LL.D., F.R.S.

THE FORMS OF WATER IN CLOUDS AND RIVERS, ICE AND GLACIERS. With Twenty-six Illustrations. Fourth Edition. Crown 8vo. 5s.

Volume I. of the International Scientific Series.

UMBRA OXONIENSIS.

RESULTS OF THE EXPOSTULATION OF THE RIGHT HONOURABLE W. E. GLADSTONE, in their Relation to the Unity of Roman Catholicism. Large fcap. 8vo. 5s.

UPTON (Roger D.), Captain late 9th Royal Lancers.

NEWMARKET AND ARABIA. An Examination of the Descent of Racers and Coursers. With Pedigrees and Frontispiece. Post 8vo. 9s.

VAMBERY (Prof. Arminius), of the University of Pesth.

BOKHARA : Its History and Conquest. Demy 8vo. 18s.

VANESSA. By the Author of "Thomasina," etc. A Novel. Second Edition. 2 vols. Crown 8vo.

VAUGHAN (Rev. C. J.), D.D.

WORDS OF HOPE FROM THE PULPIT OF THE TEMPLE CHURCH. Third Edition. Crown 8vo. 5s.

THE SOLIDITY OF TRUE RELIGION, and other Sermons Preached in London during the Election and Mission Week, February, 1874. Crown 8vo. 3s. 6d.

FORGET THINE OWN PEOPLE. An Appeal for Missions. Crown 8vo. 3s. 6d.

THE YOUNG LIFE EQUIPPING ITSELF FOR GOD'S SERVICE. Being Four Sermons Preached before the University of Cambridge, in November, 1872. Fourth Edition. Crown 8vo. 3s. 6d.

VINCENT (Capt. C. E. H.), late Royal Welsh Fusiliers.

ELEMENTARY MILITARY GEOGRAPHY, RECONNOITRING, AND SKETCHING. Compiled for Non-Commissioned Officers and Soldiers of all Arms. Square crown 8vo. 2s. 6d.

RUSSIA'S ADVANCE EASTWARD. Based on the Official Reports of Lieutenant Hugo Stumm, German Military Attaché to the Khivan Expedition. With Map. Crown 8vo. 6s.

VIZCAYA ; or, Life in the Land of the Carlists.

VIZCAYA ; or, Life in the Land of the Carlists at the Outbreak of the Insurrection, with some Account of the Iron Mines and other Characteristics of the Country. With a Map and Eight Illustrations. Crown 8vo. 9s.

VOGEL (Prof.), Polytechnic Academy of Berlin.

THE CHEMICAL EFFECTS OF LIGHT AND PHOTOGRAPHY, in their application to Art, Science, and Industry. Second Edition. With 100 Illustrations, including some beautiful Specimens of Photography. 5s.

Volume XV. of the International Scientific Series.

VYNER (Lady Mary).

EVERY DAY A PORTION. Adapted from the Bible and the Prayer Book, for the Private Devotions of those living in Widowhood. Collected and Edited by Lady Mary Vyner. Square crown 8vo. Elegantly bound. 5s.

WAITING FOR TIDINGS.

WAITING FOR TIDINGS. By the Author of "White and Black." 3 vols. Crown 8vo.

WEDMORE (Frederick).

TWO GIRLS. 2 vols. Crown 8vo.

WARTENSLEBEN (Count Hermann von), Colonel in the Prussian General Staff.

THE OPERATIONS OF THE SOUTH ARMY IN JANUARY AND FEBRUARY, 1871. Compiled from the Official War Documents of the Head-quarters of the Southern Army. Translated by Colonel C. H. von Wright. With Maps. Demy 8vo. 6s.

THE OPERATIONS OF THE FIRST ARMY UNDER GEN. VON MANTEUFFEL. Translated by Colonel C. H. von Wright. Uniform with the above. Demy 8vo. 9s.

These works form separate volumes of Henry S. King and Co.'s Military Series.

WELLS (Captain John C.), R.N.

SPITZBERGEN—THE GATEWAY TO THE POLYNIA ; or, A Voyage to Spitzbergen. With numerous Illustrations by Whympers and others, and Map. 8vo. 21s.

WHAT 'TIS TO LOVE. By the Author of "Flora Adair," "The Value of Fostertown." 3 vols. Crown 8vo.

WHITNEY (William Dwight). Professor of Sanskrit and Comparative Philology in Yale College, New Haven.

THE LIFE AND GROWTH OF LANGUAGE. Second Edition. Crown 8vo. 5s. *Copyright Edition.*
Volume XVI. of the International Scientific Series.

WHITTLE (J. Lowry), A.M., Trin. Coll., Dublin.

CATHOLICISM AND THE VATICAN. With a Narrative of the Old Catholic Congress at Munich. Second Edition. Crown 8vo. 4s. 6d.

WILBERFORCE (Henry W.)

THE CHURCH AND THE EMPIRES. Historical Periods. Preceded by a Memoir of the Author by John Henry Newman, D.D., of the Oratory. With Portrait. Post 8vo. 10s. 6d.

WILKINSON (T. Lean).

SHORT LECTURES ON THE LAND LAWS. Delivered before the Working Men's College. Crown 8vo. 2s.

WILLIAMS (Rev. Rowland), D.D.

LIFE AND LETTERS OF ROWLAND WILLIAMS, D.D., with Selections from his Note-books. Edited by Mrs. Rowland Williams. With a Photographic Portrait. 2 vols. Large post 8vo. 24s.

WILSON (H. Schütz).

STUDIES AND ROMANCES. Crown 8vo. 7s. 6d.

WILLOUGHBY (The Hon. Mrs.)

ON THE NORTH WIND—THISTLEDOWN. A Volume of Poems. Elegantly bound. Small crown 8vo. 7s. 6d.

WINTERBOTHAM (Rev. R.), M.A., B.Sc.

SERMONS AND EXPOSITIONS. Crown 8vo. 7s. 6d.

WOOD (C. F.)

A YACHTING CRUISE IN THE SOUTH SEAS. Demy 8vo. With Six Photographic Illustrations. 7s. 6d.

WRIGHT (Rev. W.), of Stoke Bishop, Bristol.

MAN AND ANIMALS: A Sermon. Crown 8vo. Stitched in wrapper. 1s.

WAITING FOR THE LIGHT, AND OTHER SERMONS. Cloth elegant binding. Crown 8vo. 6s.

WYLD (R. S.), F.R.S.E.

THE PHYSICS AND PHILOSOPHY OF THE SENSES; or, The Mental and the Physical in their Mutual Relation. Illustrated by several Plates. Demy 8vo. 16s.

YONGE (C. D.), Regius Professor, Queen's College, Belfast.

HISTORY OF THE ENGLISH REVOLUTION OF 1688. Crown 8vo. 6s.

YOUMANS (Eliza A.)

AN ESSAY ON THE CULTURE OF THE OBSERVING POWERS OF CHILDREN, especially in connection with the Study of Botany. Edited, with Notes and a Supplement, by Joseph Payne, F.C.P., Author of "Lectures on the Science and Art of Education," etc. Crown 8vo. 2s. 6d.

FIRST BOOK OF BOTANY. Designed to cultivate the Observing Powers of Children. With 300 Engravings. New and Enlarged Edition. Crown 8vo. 5s.

ZIMMERN (Helen).

STORIES IN PRECIOUS STONES. With Six Illustrations. Third Edition. Crown 8vo. 5s.

FORTHCOMING WORKS.

SIR THOMAS MUNRO, BART., K.C.B., sometime Governor of Madras. A Selection from his Minutes and other Official Writings. Edited by Sir Alexander Arbuthnot.

DANTE AND BEATRICE FROM 1282 TO 1290. A Romance. By Roxburghe Lothian. 1 vol. Post 8vo. Cloth.

EDWIN THE FAIR AND ISAAC COMMENUS. By Sir Henry Taylor. Fcap. 8vo. 3s. 6d.

A SICILIAN SUMMER, AND OTHER POEMS. By Sir Henry Taylor. Fcap. 8vo. 3s. 6d.

MYTHS AND SONGS OF THE SOUTH PACIFIC. By the Rev. W. W. Gill. 1 vol. Post 8vo.

WILLIAM AUGUSTUS, DUKE OF CUMBERLAND. Being a sketch of Military Life and Character, chiefly as exhibited in the general orders of H.R.H., 1745-1747. By Archibald Neil Campbell Maclachlan, M.A., Vicar of Newton Valence, Hants; author of "Napoleon at Fontainebleau and Elba." With Memoir of Major-Gen. Sir Neil Campbell, C.B., etc. Post 8vo. With 2 Steel Engraved Plates.

MINOR CHORDS; OR, SONGS FOR THE SUFFERING. By the Rev. Basil Edwards. Fcap 8vo. Cloth, 3s. 6d. Paper, 2s. 6d.

SIR THOMAS ELYOT'S "GOVERNOUR." A reprint of the original edition, revised and corrected, with notes, and a life of the author. By Herbert Croft, Barrister-at-Law.

No complete reprint of the above work is known to exist.

MY SISTER ROSALIND. By the author of "Christina North." A Novel. 2 vols.

ALDYTH. A Novel. By the Author of "Healey." 3 vols. Crown 8vo.

IDA CRAVEN. A Novel. By Mrs. M. H. Cadell. 3 vols. Crown 8vo.

CLEVEDEN. A Novel. By Stephen Yorke, Author of "Tales of the North Riding." 2 vols. Crown 8vo.

TOO LONG UNTOLD, and other Stories. By Katherine Saunders. 2 vols. Crown 8vo.

CONTENTS:—Too Long Untold—The Harpers of Men-y-don—Ida's Story—Little Missy—The Shaken Nest.

UNFOLDINGS OF CHRISTIAN HOPE. An Essay showing that the Doctrine contained in the Damnatory Clauses of the Creed commonly called Athanasian is unscriptural. By Presbyter. Small crown 8vo. Cloth. 4s. 6d.

