

Report on the mortality of cholera in England, 1848-49.

Contributors

Great Britain. General Register Office.
Farr, William, 1807-1883.
University of Leeds. Library

Publication/Creation

London : Printed by W. Clowes, 1852.

Persistent URL

<https://wellcomecollection.org/works/wkbq27my>

Provider

Leeds University Archive

License and attribution


This material has been provided by This material has been provided by The University of Leeds Library. The original may be consulted at The University of Leeds Library. where the originals may be consulted.

This work has been identified as being free of known restrictions under copyright law, including all related and neighbouring rights and is being made available under the Creative Commons, Public Domain Mark.

You can copy, modify, distribute and perform the work, even for commercial purposes, without asking permission.



Wellcome Collection
183 Euston Road
London NW1 2BE UK
T +44 (0)20 7611 8722
E library@wellcomecollection.org
<https://wellcomecollection.org>



*The University Library
Leeds*



*Medical and Dental
Library*

STORE

WC 26H
REG

STORE



30106

004180906



Digitized by the Internet Archive
in 2015

<https://archive.org/details/b21516911>

REPORT
ON THE
MORTALITY OF CHOLERA
IN
ENGLAND,
1848-49.



LONDON:
PRINTED BY W. CLOWES AND SONS, STAMFORD STREET,
FOR HER MAJESTY'S STATIONERY OFFICE.
1852.

UNIVERSITY OF LEEDS
MEDICAL LIBRARY.

605046

CONTENTS.

LETTER OF THE REGISTRAR-GENERAL TO THE RIGHT HONOURABLE
SIR GEORGE GREY, BART., M.P., *Her Majesty's Principal Secretary of State for
the Home Department.*

Letter to the Registrar General, by William Farr, Esq.

PART I.

	Page
REPORT TO THE REGISTRAR-GENERAL on the MORTALITY OF CHOLERA.	
Importance of having a complete Abstract of the Facts connected with the Cholera Epidemic from the Register Books of Deaths	ii
Method of making the Abstracts, and Explanation of the Tabular Results	ii-iii
ENGLAND devastated by PLAGUES from the earliest times :—Plagues of the 6th and 7th Centuries; Black Death of 14th; Sweating Sickness of 16th; Plagues of 17th Century	iii
Practical Effect of the Diffusion of the true Doctrines of Public Health	iv
Examples showing that the Health of various parts of the Kingdom is not equally Bad	iv
MORTALITY at DIFFERENT AGES	iv
The Health of the People is Worst in Large Town Districts	iv
Deaths at Different Ages, contrasted in Districts where the Mortality is Low and where it is High	v
Names of some Healthy and Unhealthy Districts	vi-vii
England the Healthiest Country in the World	vii
Cholera more Fatal in Asia than in Europe	vii
COURSE and PROGRESS of CHOLERA—Dates of its reaching different Places	vii-viii
Survey of the prevalence of Cholera and Diarrhœa in England since the Registration Act came into Operation	viii-xi
PROGRESS of CHOLERA in LONDON in 1848	xi
Extracts from the Registrars' Weekly Returns; Distinction between <i>Summer Cholera</i> and <i>Asiatic Cholera</i> ; time when the former merged into the latter	xii-xvi
Table showing the Comparative DURATION of Fatal Attacks of Diarrhœa, SUMMER CHOLERA, and ASIATIC CHOLERA	xvii
Cholera in the South-Eastern and South-Midland Divisions in 1848	xvii-xviii
Great Mortality from CHOLERA in the CHESHAM Sub-District of Amersham in 1848, and Abstract of the Fatal Cases	xvii-xviii
Cholera in the Eastern, South-Western, West-Midland, North-Midland, North-Western, York, Northern and Welsh Division—Names of the Districts in which it was most Fatal in 1848	xviii-xx

CHOLERA in ENGLAND, 1849—Remarks on its Progress—its prevalence in Public Institutions, and Dates of its Appearance in particular Districts	xx-xxiii
LONDON CHOLERA FIELD, 1849—LONDON the Centre of a Great System of Attack: the Extent of the London Cholera Field shown	xxiii
CHOLERA broke out as the TEMPERATURE advanced in London; its Progress traced—Extracts from the Weekly Reports—Proportion of Deaths from Cholera and Diarrhœa to 10000 Persons Living	xxiii-xxviii
While Cholera prevailed in London, all the region around suffered—Names of Districts which were Attacked, and Proportion of Deaths to 10000 Inhabitants	xxviii-xxx
PORTSMOUTH CHOLERA FIELD.—Names of Districts which Suffered, and Rate of Mortality	xxx
PLYMOUTH CHOLERA FIELD.—Names of Districts which Suffered, and Rate of Mortality—Places on the Coast severely Visited	xxx-xxx i
BRISTOL CHOLERA FIELD.—Names of Districts which Suffered, and Rate of Mortality	xxx i
MERTHYR TYDFIL CHOLERA FIELD.—Names of Districts which Suffered—Progress of the Epidemic and Rate of Mortality	xxxii-xxxiii
WOLVERHAMPTON CHOLERA FIELD.—Names of Districts which Suffered, and Rate of Mortality	xxxiii
LIVERPOOL CHOLERA FIELD.—Names of Districts which Suffered; Progress of the Epidemic in Large Town Districts of Lancashire, and Rate of Mortality	xxxiii-xxxvi
HULL CHOLERA FIELD.—Names of Districts which Suffered; Progress of the Epidemic, and Rate of Mortality	xxxvi-xxxviii
TYNEMOUTH CHOLERA FIELD.—Names of Districts which Suffered; Progress of the Epidemic, and Rate of Mortality	xxxviii-xxxix
<hr/>	
INFLUENCE of SEX on the Mortality from CHOLERA.—Proportion Dying among Males and Females in England from Cholera and from all Causes: when the Mortality from Cholera attained a High Rate, the Deaths of Females exceeded those of Males. Table showing the Number of Fatal Cases of Cholera in London among Males and Females at different Ages, in each of 15 Weeks in 1849	xxxix-lxi
MORTALITY from CHOLERA and DIARRHŒA at DIFFERENT AGES.—Comparison of the Deaths among Males and Females at Different Periods of Life: after the Age of 25 the chances of dying increase with age. Table showing the Mortality per Cent. among Males and Females from Cholera and Diarrhœa in 1849, and from all Causes, 1838-44, at Different Ages, in England	xli-xlii
DURATION of FATAL CASES of CHOLERA.—Explanation of the Chances of Dying within a given Period from the Time of Attack. Table supplying a ready Means of Calculating the future Duration of Fatal Attacks at any Stage of the Disease	xliii-xliv
CHOLERA EPIDEMICS of 1832 and 1849 COMPARED.—Tables showing the Population and the Deaths from Cholera in different Districts, during the two Epidemics	xliv-xlvi
INFLUENCE of the SEASONS in 1831-2 and in 1848-9.—Remarks on the Prevalence of the Epidemic in Different MONTHS, and Tables showing the Mortality, during each Month, in England, London, Paris, and Liverpool	xlvi-xlvii
METEOROLOGICAL INFLUENCES.—Explanation of Diagrams illustrating the Progress of Cholera, and the Meteorological Phenomena, on each Day of 1849—Remarks on the Circular Diagrams, showing the Mortality and Temperature in each Week of 11 Years, 1840-50	xlvi-xlviii
PLAGUE and CHOLERA YEARS in LONDON.—Remarks on the DIAGRAMS showing the Mortality in London during the Great Plague Years	xlvi-lix
FATAL DAYS of the WEEK.—Table showing the Number of Deaths on each Day of the Week in all England, in London, and in the other parts of England	lix
LOCALITY.—Remarkable Variation in the Mortality of different Localities, illustrated by several Tables, showing Population, Deaths, and Area, in Districts and Groups of Districts on the Coast and Inland; in the Seaports, in large Inland Towns, and in the Coal Districts	lix-lvii
CHOLERA THREE TIMES MORE FATAL on the COAST than in the INTERIOR of the COUNTRY	li-lii
NAMES of LARGE INLAND TOWNS in which CHOLERA was ONLY SLIGHTLY FATAL in 1849	liv

	Page
Great Mortality in Merthyr Tydfil: Filthy State of the Town described	lv-lvi
DATES of the Epidemic ATTACKING certain Districts	lvi
CAUSES of the MORTALITY in LONDON	lvii
(1.) THE THAMES and the WATER SUPPLY.—Mortality in Districts supplied by each Water Company—Number of Gallons raised by evaporation from the Thames .	lviii-lxi
(2.) ELEVATION.—Elevation of the Soil has a more constant relation with the Mortality from Cholera than any known element: Mortality from Cholera is in the Inverse Ratio of Elevation—Remarks—Tables and Diagram illustrating the Comparative Mortality of Districts at different Elevations	lxi-lxv
(3.) DENSITY.—Density a less Important Element than Elevation—Remarks and Tables illustrating the Influence of Density of Population on the Mortality from Cholera	lxvi
(4.) WEALTH and POVERTY.—Remarks and Tables illustrating the Influence of Wealth and Poverty on the Mortality from Cholera	lxvi-lxviii
MORTALITY in LONDON from ORDINARY CAUSES	lxviii
CONDITIONS in which CHOLERA is MOST FATAL.—Comparative Influence of Density, Wealth, and Elevation of the Soil	lxix-lxxi
NUMBER of PERSONS ATTACKED by CHOLERA in ENGLAND	lxxi
CAUSE of CHOLERA is some Chemical Modification of Organic Matter	lxxii
ORIGIN of EPIDEMIC CHOLERA in the Delta of the Ganges.—Extracts from Reports of Army Medical Officers in India	lxxii-lxxiii
<hr/>	
THEORIES and ANALOGIES—	
(1.) The Theory of Volcanic Agency	lxxiv-lxxv
(2.) The Electrical Theory	lxxv-lxxvi
(3.) Bad Water—Practice among Native Indians of using <i>Boiled Water</i>	lxxvi
(4.) The Fungus Theory	lxxvi
(5.) Theory that Cholera is Propagated by Human Intercourse, and that it is a Local Affection of the Alimentary Canal	lxxvi-lxxviii
(6.) Theory of Contagion	lxxviii-lxxix
(7.) Hypothesis of Spontaneous Developement	lxxix-lxxx
(8.) The Zymotic Theory	lxxx-lxxxiii
THE PESTILENCES of the PRESENT DAY are most FATAL in LOW PLACES:—	
(1.) AGUE and REMITTENT FEVER.—The Fever of the Mediterranean and the Tuscan Maremma	lxxxiv-lxxxv
(2.) YELLOW FEVER; its Prevalence in Lands of Low Elevation—The Delta of the Mississippi in the Gulf of Mexico its Great Centre;—Fever in the West Indies and the West Coast of Africa	lxxxv-lxxxvii
(3.) PLAGUE; its Prevalence in Lower Egypt on Alluvial Ground; on the European Shores of the Bosphorus; in Syria, Persia, and the Coasts of the Mediterranean—Table showing the Excess of Mortality, in different Parishes of London, in the Plague Year, 1665	lxxxvii-xc
The Human Race Destroyed Periodically by FIVE PESTILENCES.—Conditions under which they are most Prevalent—Moral and Physical Characteristics of the Inhabitants of Healthy and of Unhealthy Localities; in High Lands and on Low Marshy Coasts .	xc-xciv
Sanatory influence of Healthy Localities on the Human Frame—Effects of Elevation on Health, Mortality, and RACE	xciv-xcv
The Finest Races of Animals are bred in the most Healthy Localities	xcv-xcvi
Pestilence a great WARNING as well as a great Calamity	xcvii
Salubrity one of the Causes of the Greatness of England—The Importance and the Means of Preventing a Deterioration of Race	xcvii-xcviii

	Page
CONCLUSION—PRACTICAL SUGGESTIONS :—	
(1.) Safety is enjoyed by removal from Infected Places to the high Salubrious Districts	xcix
(2.) Strangers should avoid visiting Towns in an Epidemic	xcix
(3.) When the Population is removed, it should be to High and Dry Ground, where Good Water can be procured	xcix
(4.) HIGH PLACES away from Marshes are also generally SAFE ASYLUMS from Plague, Yellow Fever, Remittent Fever, and Ague	xcix
(5.) Armies Suffer more on the March than in Station—Danger of Encamping on Low Grounds by Rivers	xcix
(6.) Travellers in Unexplored Countries should not Rest on Low Swampy Spots	c
(7.) INTERCOMMUNICATION.—Quarantine of little avail	c
(8.) Food	ci
(9.) Water	ci
(10.) Removal of Refuse	cii
(11.) Air	cii
(12.) Earth.—Importance of GOOD SITES for DWELLINGS.	cii-ciii
(13.) Colonies.—Importance of the Selection of GOOD SITES for NEW TOWNS	ciii
(14.) Climate.—The necessity of Sanatory Measures in India	ciii
(15.) The MEDICAL PROFESSION.—The Office of Medicine is to raise Men to a HIGH STANDARD OF HEALTH; and to <i>Prevent</i> as well as to <i>Cure</i> Sickness	ciii-civ

TABLES:—

ANNUAL MORTALITY per Cent. from ALL CAUSES in the SEVEN YEARS, 1838-44, in each of the Statistical Districts of England, arranged in the order of the Mortality of Females	cvi-cxi
ANNUAL MORTALITY per Cent. from ALL CAUSES at different Ages (1838-44), in each Statistical District of England, arranged in the order of the Mortality of Females, in each of the 11 Divisions of England	cxii-cxxv
ANNUAL MORTALITY per Cent. from ALL CAUSES at different Ages (1838-44), in 21 Healthy Statistical Districts of England	cxxvi
ANNUAL MORTALITY per Cent. from ALL CAUSES at different Ages (1838-44), in 33 Unhealthy Statistical Districts of England	cxxvii
MORTALITY per Cent. from CHOLERA among Males and Females, at different AGES, in each of the 11 DIVISIONS of ENGLAND in 1849	cxxviii
Mortality per Cent. from DIARRHŒA among MALES and FEMALES, at DIFFERENT AGES, in each of the 11 DIVISIONS of ENGLAND in 1849	cxxix
Mortality from CHOLERA and DIARRHŒA in some of the Most Fatal Districts in 1849	cxxx
Deaths from CHOLERA in ENGLAND and in LONDON on EACH DAY of each Week of the Year 1849	cxxxix
Mortality from CHOLERA and DIARRHŒA in each Division, County, and District of England, 1849	cxxxii-cxxxix
Districts in which there were NO DEATHS from Cholera in 1849	cxl-cxli
Area, Population, and Deaths from Cholera and Diarrhœa, in 1849, and from All Causes in the 10 Years 1841-50, in 47 Seaport-Town Districts	cxlii
Area, Population, and Deaths from Cholera and Diarrhœa in 1849, and from All Causes in the 10 Years 1841-50, in 41 Inland Town Districts	cxliii
DEATHS from CHOLERA and DIARRHŒA on EACH DAY of the MOST FATAL MONTHS of 1849 in the following Groups of Districts:—	
(1.) Portsea Island and Alverstoke. (2.) Salisbury	cxliv
(3.) Plymouth, East Stonehouse, and Stoke Damerel. (4.) Bristol, Clifton, and Bedminster	cxlv
(5.) Wolverhampton and Dudley. (6.) Liverpool and West Derby	cxlvi
(7.) Manchester, Chorlton, and Salford. (8.) Leeds and Hunslet	cxlvii
(9.) Hull and Sculcoates. (10.) Tynemouth, South Shields, Newcastle-upon- Tyne, and Sunderland	cxlviii
(11.) Merthyr Tydfil, Cardiff, and Neath.	cxlix

DEATHS from DIARRHŒA, DYSENTERY, and CHOLERA, registered in London in each Week of the 11 Years 1840-50	cl
Elevation, Area, Number, and Annual Value of Houses, Population, and Deaths from Cholera, in the London Districts	clii-cliii
(1.) DISTRICTS of LONDON, arranged in the order of MORTALITY from CHOLERA in 1849, and exhibiting the coincident Results derived from the Facts given in the previous Table	cliv-clv
(2.) DISTRICTS of LONDON arranged in the order of their ELEVATION ABOVE the TRINITY HIGH-WATER MARK of the THAMES, and coincident Results corresponding with those in the previous Table (1)	clvi-clvii
(3.) DISTRICTS of LONDON arranged in the order of their DENSITY of POPULATION, and coincident Results corresponding with those in the previous Tables (1 and 2)	clviii-clix
(4.) DISTRICTS of LONDON arranged in the order of the ANNUAL VALUE of HOUSE and SHOP-ROOM, and coincident Results corresponding with those in the previous Tables (1, 2, and 3)	clx-clxi
(5.) DISTRICTS of LONDON arranged in the order of their ANNUAL MORTALITY from ALL CAUSES (1838-44), and coincident Results corresponding with those in Tables (1, 2, 3, and 4)	clxii-clxiii
DIAGRAM of the LONDON DISTRICTS, showing their Elevation, their Mortality from Cholera, and from all Causes; their Density of Population, Value of Houses, and Amount paid for Relief of the Poor; also their Water Supply	clxiv
DIAGRAM of the LONDON SUB-DISTRICTS, showing their Elevation and Mortality from Cholera	clxv
SUB-DISTRICTS of LONDON arranged in the order of their ELEVATION, showing the MORTALITY from CHOLERA to 10000 Inhabitants	clxvi-clxviii
AVERAGE MORTALITY from CHOLERA in Groups of Sub-Districts of London, arranged in the order of their ELEVATION	clxix
DEATHS from DIFFERENT CAUSES in LONDON during the Week when the MORTALITY from CHOLERA was HIGHEST	clxx-clxxii
METEOROLOGY of the 11 Years 1841-51	clxxii
WEEKLY NUMBER of BURIALS from ALL CAUSES in London during PLAGUE YEARS, compared with the AVERAGE of 7 Years (1640-46) and with the CHOLERA YEAR 1849	clxxiii
DEATHS of MALES and FEMALES from CHOLERA, in London, in each of 65 Weeks (October, 1848, to December, 1849)	clxxiv

MAP AND DIAGRAMS.

[To be placed at the end of Part I.]

MAP of ENGLAND, SHADED, showing the prevalence of CHOLERA in different localities, and the dates of its appearance in 1849	Plate 1
DIAGRAM, in Colours, representing the Deaths from CHOLERA and DIARRHŒA in England on EACH DAY of the Year 1849; also the METEOROLOGICAL PHENOMENA recorded at Greenwich on the corresponding Days	2
DIAGRAMS, Coloured, representing the Deaths from CHOLERA in each of the 11 Divisions of England on EACH DAY of the 7 Months, May to November, 1849	3
DIAGRAMS, in Colours, representing the TEMPERATURE and MORTALITY from ALL CAUSES in LONDON for EACH WEEK of 11 Years, 1840-50	4
DIAGRAMS representing the DEATHS in LONDON in EACH WEEK during the PLAGUES, and contrasting the same with the AVERAGE MORTALITY in 7 ordinary Years (1640-46), and with the CHOLERA YEAR, 1849	

PART II.—TABLES.

	Page
1848.—Deaths from Cholera in the Divisions and Counties of England during the year 1848, and in the Months of October, November, and December	1-2
„ Deaths from Cholera in the Divisions of England, in each Week of the last Three Months of 1848	3
„ Deaths from Cholera at different Ages, in the Divisions of England, during the last Three Months of 1848	4
1849.—Deaths from Cholera and Diarrhœa (distinguishing Sex) in each of the Divisions, Counties, and Districts of England, during the Year 1849	5-19
„ Deaths from Cholera and Diarrhœa in England, on each Day of each of the Twelve Months of 1849	20-21
„ Deaths from Cholera and Diarrhœa in the Eleven Divisions of England, on each Day of each Month of 1849	22-33
„ Deaths from Cholera and Diarrhœa in the several Counties of England, on each Day of each Month of 1849	34-105
„ Deaths from Cholera and Diarrhœa in London, on each Day of each Month of 1849	106-107
„ Deaths from Cholera and Diarrhœa, at different Ages (distinguishing Sex), in each of the Divisions and Counties of England, during the Year 1849	108-119
„ Deaths from Cholera in England, and in each of the Eleven Divisions in 1849; showing the Duration of the Attacks among Males and Females at different Ages	120-165
„ Notes on Cholera, giving a brief Sketch of remarkable Facts connected with the Epidemic; also showing the Population, 1841, and the Number of Deaths from Cholera and Diarrhœa in 1849, in each of the 2189 Sub-Districts of England	166-300

TO THE RIGHT HON. SIR GEORGE GREY, BART., M.P.

Her Majesty's Principal Secretary of State for the Home Department.

General Register Office, 10th February, 1852.

SIR,

I HAVE the honour to submit to you the following Report on the Mortality of Cholera in England.

I was requested in 1850 by the General Board of Health to make out a "Return of all Cases of Cholera that had occurred in England and Wales, distinguishing Sex and Age."

After well considering the subject, I thought it desirable, not only for the use of the General Board of Health, but for circulation throughout the country, that a complete history of the late epidemic should be drawn up from the facts recorded in the register-books of deaths, distinguishing not only sex and age, but also the profession, the date of death, the place of death, and the duration of illness of all persons who died of *Cholera* or *Diarrhœa* in the years 1848 and 1849; giving not only the bare facts but exhibiting in Tables the various combinations of age, profession, locality, &c.

This duty has been confided by me to Mr. W. FARR, the Examiner and Compiler of Abstracts in this department. The Tables have been framed under his direction with the greatest care and accuracy, and are illustrated by various ingenious Diagrams; and the following Report has been written by him after much research and great attention given to the subject.

I have the honour to be, Sir,

Your faithful Servant,

GEORGE GRAHAM,

Registrar-General.

TO THE REGISTRAR-GENERAL.

SIR,

IN the Report which I have the honour to submit to you, I have endeavoured to carry out the investigation which you deemed desirable; and to show the effects of all the circumstances recorded in the Registers on the fatality of the greatest epidemic that has for many years infested England.

In conformity with the plan sketched in your letter the abstracts were carefully made under the superintendence of Mr. J. T. HAMMACK; the tabling was superintended by Mr. J. THORNTON; the calculations by Mr. W. CLODE. The diagrams on Plates 2, 3, were drawn by Mr. C. A. COCKE; the other diagrams by Mr. J. R. SOWRAY. The notes and observations in the London Weekly Tables were greatly extended during the progress of the epidemic; and were, except in the interval from August 11th to September 22nd, under the charge of Mr. J. ANGUS. All these duties were discharged with great care and ability.

The Census of March 31, 1851, was published after the first calculations of the mortality of the epidemic were made; and advantage was taken of the new Population Returns to determine, accurately, the mortality of the districts of London and of the country, in which the disease had been most fatal. When the numbers and ages of persons living in the different professions and occupations are ascertained from the Census Returns, the influence of occupation on health, on this and on other diseases, can be determined.

I have the honour to be, Sir,

Your obedient Servant,

WILLIAM FARR.

*Statistical Branch,
General Register Office,
February 7, 1852.*

PART I.—MORTALITY OF CHOLERA.

REPORT

ON THE

MORTALITY OF CHOLERA IN ENGLAND,

1848-49.

IF a Foreign Army had landed on the coast of England, seized all the seaports, sent detachments over the surrounding districts, ravaged the population through summer, after harvest destroyed more than a thousand lives a day for several days in succession, and, in the year it held possession of the country, slain fifty-three thousand two hundred and ninety-three men, women, and children—the task of registering the Dead would be inexpressibly painful; and the pain is not greatly diminished by the circumstance that in the calamity to be described the minister of destruction was a Pestilence that spread over the face of the island, and found in so many cities quick poisonous matters ready at hand to destroy the inhabitants.

In following cholera through its fatal way, however, the inquirer meets with some grounds of consolation. He sees places on every side which the epidemic passed over, leaving the inhabitants in the serene enjoyment of health and complete immunity. And the hope is perhaps not fallacious, that an examination of the results of the second may be the means of mitigating, if not preventing a third invasion; for whatever may be the immediate cause of cholera, it will appear evident that in England it is only seriously fatal under certain known physical conditions, which admit to a great extent of remedy.

It is not necessary to describe here the nature of the disease. The task devolves on others of analysing the changes which the frame suffers under cholera; of investigating the effects of medicine; of relating the steps which were taken to relieve the population attacked in various places; of discussing in detail the various theories which have been produced to explain the phenomena; and finally of portraying in this epidemic the moral effects, which, as historians have not failed to perceive, possess the highest interest in the great catastrophes of mortality.*

Under the Act for the Registration of Births, Deaths, and Marriages, the name, sex, age, and occupation of every person who dies in England—as well as the time, place, and cause of death—are registered. The whole of this system of observation and record was in operation when cholera broke out. The quarterly abstract of deaths for the whole kingdom, and the London tables which are published weekly—presented notices of its rise, progress, and decline in particular districts. When the epidemic was over, it appeared desirable to give a complete abstract of the facts. Accordingly a list of every case of death from cholera and diarrhoea, in 1849, was transcribed from the

* See the Report of the Board of Health; and the appended Reports of Dr. Sutherland and Mr. Grainger, whose active and arduous labours in the epidemic deserve the highest praise. The College of Physicians has, it is understood, appointed a learned committee to report on the subject. The chemistry of the disease is ably discussed by Dr. R. D. Thomson, *Trans. of Royal Medical and Chirurgical Society*, vol. xxxiii. The disease is well described by Dr. Budd, in the *Cyclopædia of Practical Medicine*, and sketched in the Lectures of Dr. Watson, with his accustomed felicity and accuracy.

Registration volumes which for that year contained 440853 deaths. The roll of deaths was in the following form:—

Date of Death.	No.	District.	Sub-district.	Population.	
				1831	1841
	458;2	Nantwich.	Nantwich.	8560	9431
Date of Death.	Place.	Sex.	Age.	Profession.	Cause of Death.
1849.					
July 10	Wych House Bank, Nantwich	M.	6	Salt-boiler's Son . . .	Cholera, 13 hours.
„ 9	Welch Row „	F.	5	Confectioner's Daughter	Cholera, 6 hours.
„ 10	Vauxhall „	M.	72	Labourer	Cholera, 28 hours.
„ 8	Wood Street „	F.	48	Basketmaker's Wife .	Cholera, brought on for want of the common necessities of life.—Inquest.
„ 10	Wood Street „	M.	67	Shoemaker	Cholera.—Inquest.

The whole forms a large mass of manuscript, which contains the particulars of 72180 deaths. Upon inquiry it was found that the *list of persons who died* of the two diseases would fill a thick octavo volume of about 2500 pages. Three courses were open; (1) to publish those facts simply; (2) to publish the tabular abstracts in detail; or (3) to publish the abstracts and the salient facts relating to each locality in a condensed form. The publication of the cases in detail would have been attended with several advantages; it would have enabled the medical men of the country to study the particular facts in their respective districts, surrounded by the circumstances which affect and modify the mortality; and the publication of an extended tabular summary of the daily deaths in each of the 2189 sub-districts of the country would also have possessed interest. As the work on either plan would, however, have been exceedingly voluminous, the third course was adopted: in the meantime the manuscript list of the 72180 cases, and the extended tabular abstracts, are preserved among the records of the General Register Office, and will always be accessible to the local inquirer, as well as to the general student of this great and extraordinary epidemic.

The first of the following series of tables shows that 1057 males and 877 females died from cholera during the year 1848, and that of those numbers 612 males and 493 females, died in the three months of October, November, and December. The numbers in each county and division are shown separately (pp. 1—2). The weekly deaths from cholera in each division, and the ages at death in the last three months, are added (pp. 3—4).

The second series of tables shows of the 53293 deaths from cholera, and 18887 from diarrhoea during the year 1849, how many occurred in each of the 11 divisions, 44 counties (or groups of counties), and 623 districts of England (pp. 5—19). The districts are here arranged in the same topographical order as is adhered to in all the Reports of this Office. Each district stands in its place, although no death from cholera was registered within its limits; the population of 1841 is set forth in a distinct column, and shows the lowest numbers that could have been exposed to the attacks of the disease. In the towns, and in the manufacturing and mining districts, the population was, of course, much greater in 1849 than in 1841.

The third is a remarkable series of tables. It shows the number of deaths from cholera and from diarrhoea on each day of the year 1849, in all England, in 11 divisions, and in 44 registration counties (pp. 20—107). Thus the march of the epidemic through every county can be followed day by day.

In the returns that have previously been made of the mortality of cholera in this and in other countries, only the deaths from that disease in parts known to be severely infected have been inserted, and it is evident that under such a system—based on imperfect registration—many deaths must have escaped observation. But the causes of nearly all the deaths in England are registered, and all the deaths of 1848 and 1849 are

recorded in the volumes from which the present return is derived ; so that the reader can now trace the progress in place and time of the great epidemic through 17 millions of people, settled over a wide extent of country, in all the various circumstances of life. And the difference in the time of invasion, as well as the absence or the inconsiderable mortality of the epidemic in places lying by the side of districts overwhelmed by its effects—is undoubtedly one of the circumstances which most deserve attention in the study of cholera.

The fourth series of tables shows how many males and females died at *various ages* of cholera and diarrhœa in the divisions and counties of England. Taking 100 years as the limit, the lifetime is divided into twenty equal quinquennial periods ; and the tables show that the deaths were distributed unequally over the whole of these periods. The deaths in each of the first five years of life are separately given ; as in that short interval of age a remarkable change takes place in the form and fatality of the disease. (Tables pp. 108—119.)

A swift and precipitate course ending in dissolution, is a characteristic of all plagues, and fixes attention in cholera. The duration of 39468 fatal cases of cholera, and of 7896 fatal cases of diarrhœa, is shown in the fifth series of Tables. The duration in hours and days is exhibited at the quinquennial ages that have been already named. Tables are given for all England, for England exclusive of London, and for each division of the country (pp. 120—165). The 623 districts of England are divided into 2189 sub-districts. The population (1841), the deaths from cholera, and the deaths from diarrhœa in each sub-district, are given in the notes (pp. 166—300) which close the volume. The London Registrars returned every case of death from cholera or diarrhœa weekly, and, in the height of the epidemic, daily, accompanied by any information which either the informants, or their own observation, supplied, respecting the state of the streets or houses in which the deaths occurred. This information was necessarily collected in haste ; but was found to be substantially correct, and had an excellent effect at the time, in directing the immediate attention of the authorities to some of the most crying evils that induced and aggravated the disease. A digest of these Registrars' local reports is embodied in the notes, which contain many curious and suggestive facts ; and the gentlemen who abstracted the cases were requested to compile from the transcripts short notices of the first and last deaths, distinguishing the dates of such deaths ; as well as the professions of the persons who died, and the localities which suffered most in every sub-district. The local inquirer is requested not to accept any opinions expressed in the notes, or the summaries of the facts themselves, as ultimate results ; but to consider them only as indications of the direction in which investigation may be advantageously employed. Upon the number of deaths returned, and the tabular results, full reliance may be placed ; as they have been derived directly from returns, and have been duly checked.

It may increase the usefulness of this Report to give, from the registration returns, a brief, connected summary of the progress of the epidemic, and to describe its effects on the health and population of England. But it will be convenient to notice, first, what the health of the country has been, and what it was immediately before this great disturbing cause appeared.

HEALTH OF ENGLAND.

Although no regular Registers of Deaths were kept before the Reformation, the chronicles show clearly enough that England has been periodically devastated by famines and plagues from the earliest times. A large proportion of the population of the island has been more than once swept away by these visitations. The great plagues of the sixth and seventh centuries—which destroyed, according to some estimates, half the inhabitants of the Eastern empire—extended to Britain. Besides the Black Death in the fourteenth century, the sweating sickness of the sixteenth century, and the plagues of the seventeenth century, terminating in the plague of 1665 described in detail by the historians—a long catalogue of famines and epidemics may be given, which, though briefly and imperfectly noticed in the chronicles, were perhaps not much less fatal.

After the Revolution the great plagues ceased ; but the mortality was kept up by

typhus, small-pox, influenza, and other zymotic diseases. The writings of Mead, Pringle, Lind, Blane, Jackson, Price, and Priestley,—the sanatory improvements in the navy, the army, and the prisons,—as well as the discovery of vaccination by Jenner,—all conduced to the diffusion of the sound doctrines of public health, and had a practical effect, which, with the improved condition of the poorer classes, led to a greatly reduced mortality in the present century. Since 1816 the returns indicate a retrograde movement. The mortality has apparently increased. Influenza has been several times epidemic, and the Asiatic cholera reached England, and cut off several thousands of the inhabitants in 1832. It reappeared and prevailed again, as we have seen, with no mitigated violence, in 1849.

The health of all parts of the kingdom is not equally bad. Some districts are infested by epidemics constantly recurring; the people are immersed in an atmosphere that weakens their powers, troubles their functions, and shortens their lives. Other localities are so favourably circumstanced that great numbers attain old age in the enjoyment of all their faculties, and suffer rarely from epidemics. The variations in the mortality are seen in the Tables (pp. cvi-cxxvii), which have been extracted and arranged from the Ninth Annual Report. The rate of mortality is calculated on 2,436,648 deaths in the 7 years, 1838-44; and on the population taken at the Census of 1841, in the middle of the period. On tracing over 324 sub-divisions of the country, the force of death in males and females of different ages, the most remarkable differences are discovered. Here of 1000 young children under 5 years of age *forty* die, there a *hundred and twenty* die annually; here, of 1000 men of mature age (35-45) *nine* die, there *nineteen* die yearly; of 1000 men of 45-55 years of age *twelve* die in one district, *thirty* in another; at the more advanced ages of the next decennium (55-65) *twenty-four* die annually in one, *fifty* in another district: of 1000 females of all ages without distinction, 14 die annually in three districts, 15 die in eighteen districts, 17 (or less) in forty-eight districts. And in strong contrast, 23 in 1000 females die in twenty districts, 26 in 1000 in three districts, 27 in seven districts, 31 in two districts.

The mortality at all ages, without distinction, differs much less than the mortality of children, and less even than the mortality of men and women of the age of 35 and upwards in the several parts of the country. The population from the age of 15 to 35 is unsettled; at that age the emigration of servants and artizans from the country to the towns takes place; and as consumption, the disease then most fatal, is slow in its course, its victims in many cases retreat from the towns to their parents' homes in the villages to die. And the death is registered where it happens, not where the fatal disease begun, so that, on comparison, it is told twice in favour of the towns; once in being withdrawn from the town register, and a second time in being added to the country register, to which it does not properly belong.

Independently of external causes, and by the force of a natural law, the mortality varies at different periods of life: so that the rate of dying in two mixed populations may differ according to the varying proportions of children, young persons, or old people. The series of tables (pp. cxii-cxxvii) shows the rate of mortality at six periods of life, under five years, at 10-15, 35-45, 45-55, 55-65, and 65-75. It is shown in the extreme cases, that when the general mortality is either high or low, the mortality at nearly all these ages is high or low; and a collation of the whole leaves little doubt on the question of the relative insalubrity of the various parts of the country.

Upon looking generally at the health of the population, it will be found that people suffer most in the great town districts. Liverpool and Manchester are the places of highest mortality, then follow some of the districts of London, Merthyr Tydfil, Bristol, South Shields, Macclesfield, Hull, several districts of Lancashire, Sheffield, Nottingham, Leicester, Stoke-upon-Trent, Wolstanton and Burslem, Leeds, Newcastle-on-Tyne, Birmingham, Coventry, Wolverhampton, Newcastle-under-Lyme, Derby, Salisbury, Northampton, Bradford, Gateshead, Shrewsbury, Walsall, Norwich, Colchester, Sunderland, Exeter, Worcester, Bedford, Dudley, Bath, Ipswich, Carlisle, Lancaster, Cambridge, Aylesbury, Maidstone, Canterbury, Wycombe, Gloucester, Wakefield, and Reading.

The mortality is not increased equally at every age in these districts. And it varies

considerably in the two sexes; the returns for childhood, manhood, and old age, males and females, conspire in proving the prevalence of general causes of insalubrity operating with different degrees of intensity, but with much greater force than in other parts of the country.

It is probable that under any circumstances a certain number of children born will never reach maturity; that in a numerous population there will every year be deaths at all ages, from internal or external causes. In the present state of mankind it is impossible to say how small the inevitable loss by death is, as in every place, and among all classes of people, certain known sources of insalubrity exist, which unquestionably account for a part of the prevalent mortality. The annual mortality of males and females of all ages in England is at the rate of 22 in 1000; in Glendale, Bellingham, and Haltwhistle, three districts of Northumberland, the mortality in the same seven years was 14 in 1000. Not to take an extreme case, a group of 21 statistical districts has been formed, and a table of the mean mortality has been deduced from the whole; which, as it represents the lowest rates of mortality hitherto observed, over a period of seven years in a considerable population, may for the present be called the mortality of man from natural causes. The excess of mortality over this standard may be unhesitatingly referred to artificial, unnecessary causes, in such tables as the following, showing the waste of life and health in 40 town and city districts. An equal population (100000) is taken at six ages; and it will be observed that the insalubrity tells with most effect against childhood: the mortality under 5 years of age is raised 124 per cent.; in manhood it is raised 77, 83, 70 per cent. at three ages, and in puberty and old age 45 per cent. Out of a given number of men, at different ages, the deaths by unnatural causes increase every year; for the table shows that to 100000 living in each period, the deaths are 700 by unnatural causes at the age of 35-45; and 1060 at 45-55; 1682 at 55-65. The rate of mortality is raised in a less ratio, but to a much greater extent in old than in middle age, for the natural mortality in old age is high. The absolute number of deaths is greatest in infancy, as the number of old persons living is small compared with the number of children living in every population; so that whether the ratio of increase on the natural rate of mortality, the actual increase in the rate of mortality, or the number of deaths be regarded, children are the most cruelly treated by the destroyer. Yet of every 17 men who die in towns, 7 die by unnatural causes; and of 1000 living at the age of 40, seven die; at the age of 50, eleven die; at the age of 60, seventeen die; at the age of 70, twenty-six die every year from causes evidently external and unnatural. Women escape with the least loss; yet five in every fifteen annual deaths would not happen in healthy places.

ANNUAL Rate of Mortality per CENT. [or per 100000] in Healthy and Unhealthy Districts, also the Excess of Mortality due to Unhealthiness.

MALES.				FEMALES.		
Age.	Districts in which the Mortality is					
	Low.	High.	Excess.	Low.	High.	Excess.
0—5	4·323	9·678	5·355	3·660	8·405	4·745
10—15	·393	·572	·179	·460	·603	·143
35—45	·913	1·613	·700	·992	1·411	·419
45—55	1·276	2·336	1·060	1·172	1·895	·723
55—65	2·396	4·078	1·682	2·131	3·323	1·192
65—75	5·657	8·224	2·567	4·799	6·964	2·165

The table may be read thus without reference to decimal points. To 100000 boys living, 4323 die in comparatively healthy places, and 9678 in unhealthy places, the excess of deaths chargeable on the latter is 5355.

It often happens that unhealthy and healthy villages, streets, parishes, and towns are in immediate juxtaposition; and constitute parts of the same district. The effect of

this admixture on the results is, that the unhealthy districts are *less unhealthy*, and experience a lower rate of mortality than they would if all the healthy parts were eliminated. Upon the other hand, the healthy districts are made to appear less healthy than they would if they consisted only of healthy places, inhabited by people in good circumstances, under a proper course of diet, discipline, and exercise. The difference in the mortality of the two classes of districts is therefore understated.

The healthiest districts of the country can readily be picked out of the tables. But some may be named, as it is of importance that they should be generally known; not only for the sake of those who wish to resort to healthy localities, but that the precise condition of the parishes and populations that live in the best health may be studied.

Among the healthiest Registration Districts in the country are Glendale, Bellingham, Haltwhistle, Morpeth, Rothbury, Alnwick, Belford in Northumberland; Brampton and Longtown in Cumberland; Bideford, Holsworthy, South Molton, Torrington, Crediton, and Barnstaple, in North Devon; Anglesea, Tregaron, Lampeter, Newcastle-in-Emlyn, Dolgelly, Corwen, Bala, Festiniog, Aberystwith, in Wales; Hendon and Barnet in Middlesex; Godstone, Reigate, and Dorking, in Surrey; the Isle of Thanet (including Margate and Ramsgate*) and Eastry (including Deal) in Kent; the Isle of Wight; Blything, Mutford, Wangford, in Suffolk; Havant, Catherington, Fareham, Droxford, South Stoneham, New Forest, Lymington, Christchurch, Ringwood, Fordingbridge, and Romsey, in Hampshire; Steyning, Thakeham, and Worthing, in Sussex.

If the degrees of mortality are represented by shades on a map, or shadows on the face of the country, Berwick-on-Tweed is slightly shaded, nearly all Northumberland is white from the Cheviot Hills and Flodden to Otterburn and Hexham away over the forests, wastes, and fells, to Longtown, Brampton and the hilly regions, round the lakes of Cumberland and Westmorland, to Ulverstone, north of Morecambe Bay. A dark shade rests on Carlisle, and extends, growing lighter, over Cockermouth and Whitehaven. From Newcastle down the Tyne on both sides, the shades are thick and dark, and over Durham along the west the lessening shadow reaches Barnard Castle. The shadow over Yorkshire is light, the hilly north region is scarcely stained, and generally the great basin of the Humber, with the Ouse and Trent, is clear, but darkening shadows extend along the Ouse, the Aire, and the Don, becoming black over Sheffield, Leeds, and Hull the great port of the Humber. Derby, Leicester, and Nottingham, form a black triangle, sending a prolongation of shadow towards Sheffield and Stoke-on-Trent, but surrounded on the other side by light spreading over Buxton, the Peak of Derbyshire, much of Leicestershire, Nottinghamshire, and Lincolnshire. Lancashire is covered with a mass of darkness, that the light points along the coast can scarcely pierce. The blackness extends to Macclesfield, Stockport, Newcastle-under-Lyme, Wolstanton and Burslem. Shadows extend in a line through Shrewsbury, Wolverhampton, Dudley, Birmingham, and Coventry, with light on both sides, and the shade descends to Tewkesbury, darkening over the Severn and Gloucester. A shadow of some density stretches out in a south-westerly direction from Ely, Wisbeach, and Kings Lynn, over Cambridge, Bedford, and Northampton, to Buckingham. Norfolk, with the exception of Norwich, is made light by the contrast with this region and another on the borders of Norfolk and Suffolk, extending from Colchester, Ipswich, and Yarmouth, to Saffron Walden. Essex and Hertford are light; Middlesex white, out of London, which is darkly shaded. Kent has over it a light shade, which turns dark over Chatham, Canterbury, Maidstone, and Dover. There is a general whiteness over Surrey, Sussex, Hampshire with the Isle of Wight, and parts of Berkshire, from the Thames to the sea; Reading, Brighton, Portsmouth, and Southampton, are the dark spots in this field. The misty shadow is quite visible over Dorset, and grows cloudy over Wiltshire, of which Salisbury is the black centre; but the mist clears away in North Wilts, and disappears in whiteness over the Cotswold Hills, Westbury, and Wheatenhurst in Gloucestershire, divided by the Severn. Tewkesbury, Newent, Cheltenham, and Gloucester, make the northern borders of Gloucestershire dark, and the shadow from Wiltshire descends on the southern border from

* Some of these districts suffered from Cholera, as will be subsequently shown.

Devizes down the Avon, thickening over Bath, Clifton, Bedminster, and turning into a black mass over Bristol. Somersetshire is shaded on the side next Wilts and along the Avon, but is lighter towards the sea channel, and the whiteness is diffused over Exmoor, Dartmoor, and the whole of North Devon. Dark shadows rest on Exeter, and extend, growing much lighter, up the Vale of the Exe, to Tiverton. Plymouth, Devonport, and Stoke Damerel are enshrouded in black mist; but the expanse of this great county is white, and so is Cornwall as far as Falmouth, but the parts to the south-west, studded with mines, are shaded to the Land's End. A tract of whiteness, sixty miles in breadth, stretches from Devon, Somerset, and Cornwall, over the Bristol Channel, and covers the western half of Wales, from the sea-shore to the mountains, as far as Anglesea, Conway, and St. Asaph. Newport is dusk, Merthyr Tydfil is a black mass, and the shades spread over Glamorganshire and Brecknockshire, the field of the Welsh coal and iron works.

The light parts of the country in the map represent a population in health and vigour, rarely attacked by zymotic diseases, living in considerable numbers to an advanced age; the dark parts are real "valleys of the shadow of death," where the population is sickly, feeble, short-lived,—where thousands of the infants are convulsed, the children's brains inflamed, tuberculous, distended with water,—where small-pox, measles, and scarlatina, instead of being light eruptions, destroy the structure of the skin, putrefy the throat, inflame the lungs,—where the natural process of teething is often fatal to the child, childbearing to the mother,—where typhus, pneumonia, bronchitis, asthma, and consumption, destroy thousands of lives, bereaving families, and leaving multitudes of widows and orphans, following in the train of untimely death. England, according to the latest observations, is the healthiest country in the world,* yet it is not easy to calculate in ordinary times her losses by diseases, from which parts of the country are free, and which the progress of social improvement and medical science may remove. How can the sufferings of a large part of a nation be estimated? How can the effects of disorderly morbid states on the passions and conduct of the people be weighed? How can the value of time wasted, of great plans perishing unmaturing, of works cut short by death, of men taken from the service of their country and mankind before their time, be measured? If the loss is indefinite, its magnitude is unquestionable. We have now to describe its increase by the invasion of a foreign plague, which displayed a similar, but not the same partiality, in the selection of its victims, as the ordinary endemics of the country.

CHOLERA.

Cholera is more fatal in Asia than in Europe; and several partial epidemics are described in the annals of India before the rise of that great epidemic of 1817, which encircled the world, and destroyed men wherever it found them in the circumstances that lend it power. The slow diffusion of that epidemic and its ravages through 1832 and 1833 in England have been frequently described. Since 1817 India has experienced several partial epidemics. In 1845 cholera was epidemic in Cabul, which from 1839 to 1842 had been the seat of war, and the scene of great triumphs and great disasters. Bombay was attacked in the spring of 1846, and a part of the army of Scinde at Kurrachee was assailed by the disease in its most fatal forms. From Afghanistan, the Punjaub, and Sinde, the epidemic extended over Persia and Syria in 1846, reached Astrakhan at the mouth of the Volga on the Caspian Sea in June 1847, Moscow in September 1847, Petersburg and Berlin in June 1848, Hamburg in September 1848, Edinburgh at the beginning of October 1848.† The epidemic

* The following Table is from the 6th Annual Report, p. xxxix. where the data will be found for these and other estimates.

England	22	deaths annually to 1000 living.
France	24	„ „ 1000 „
Prussia	27	„ „ 1000 „
Austria	30	„ „ 1000 „
Russia	36	„ „ 1000 „

† See Report of the Board of Health. Map.

travelled at the same rate as the epidemic in 1830-1; the dates of the attacks of which are given by Dr. Kennedy.*

The first epidemic starting from Bengal in August 1817, reached Bombay on August 10th, 1818, and Astrakhan on September 18th, 1823, and there it died away. In Persia, several local epidemics appeared at intervals in the 7 years, 1823-30. The great epidemic that traversed Europe is said to have sprung up in June 1830 on the low western shores of the Caspian Sea. The velocity of the two epidemics only differed in Asia: it was the same in Europe.

It is worthy of remark, that in the hot season of 1846, when the cholera epidemic acquired great force about the Indus, summer cholera and diarrhœa prevailed with great violence in England.

CHOLERA IN ENGLAND.

The deaths from cholera in England were 331 in 1838; 394 in 1839; 702 in 1840; 443 in 1841; and 1620 in 1842. The deaths from diarrhœa in the 5 years (1838-42) were 2482, 2562, 3469, 3240, and 5241. I shall trace the progress of these diseases from 1842 by the help of the Quarterly Returns. The slight increase of mortality in the quarter ending September 30, 1842, was referred to diarrhœa and cholera, which "was more prevalent than usual in the season, though in a mild form." According to the Registrars (Reg. Gen. Quar. Rep. 1842, 3rd Qu.), "bowel complaint" prevailed at Brighton, Plymouth, Dudley, Wolverhampton including Bilston, Birmingham, Liverpool, Manchester, several Lancashire districts, Leeds and Sunderland. English cholera was fatal to 3 aged men at Northampton; 1 person at Ipswich. It prevailed at Deritend and Bordesley near Birmingham, Basford, Macclesfield, Liverpool (where 1 death was registered "Asiatic cholera" of 4 or 5 hours' duration), West Derby, Blackburn (where "29 persons died of cholera"), Bury and Bolton (where an "epidemic of diarrhœa or English cholera prevailed among all classes"), Chorlton, Manchester, Salford, Dukinfield sub-district of Ashton and Oldham, Bradford. In London (1842) 704 deaths were referred to diarrhœa, 118 to cholera. Wages were reduced, and there was considerable manufacturing distress in this year. The men "turned out" in many districts.

1843. In the summer quarter (July, August, September), "bowel complaints" were noticed in Exeter, Wolverhampton, Lincoln, Nottingham; "an extensive mild fever prevailed" in Macclesfield, "together with English cholera, but not of a fatal character." Diarrhœa was prevalent in Liverpool and West Derby; 40 of the 95 deaths in Chorlton-upon-Medlock were "from diarrhœa, cholera, or other diseases of the bowels." The symptoms, the Registrar states, were, in many cases—"diarrhœa, vomiting, and colic; often with coldness of the skin, and sometimes of the breath; blueness of the skin and sunken eyes; the dejections sometimes colourless, with white flakes, but generally bilious and feculent." Cholera was fatal to 43 persons in the Hulme sub-district. English cholera prevailed so far as to constitute an epidemic in Manchester; 1 case terminated fatally in 24 hours. Ashton, Oldham, and Halifax were attacked by diarrhœa and "English cholera." In the year 1843, 834 deaths were referred to diarrhœa, 85 to cholera, in London.

1844. In the summer quarter, 47 cases of cholera were registered in London, 414 of diarrhœa. A case of English cholera was registered at Kingston in Portsea Island. Diarrhœa was prevalent and fatal in Bedford, Clifton, Stroud, Dudley, Wolverhampton, Coventry, Macclesfield, Chorlton, Manchester, and Huddersfield. In the quarter ending December, 5 cases of cholera were registered in London; 3 at Sedgley in the Dudley district, where "bowel complaint" continued prevalent. In the year 705 deaths were referred to diarrhœa, 65 to cholera, in London.

* See the valuable and lucid History of Contagious Cholera, by J. Kennedy, 3rd edit. 1832. Map, p. 198. Report of Board of Health. Map.

Astrakhan	July 20, 1830	June 1847
Moscow	Sept. 1830	Sept. 18, 1847.
Petersburgh	June 26, 1831	June 1848.
Berlin	Aug. 31, 1831	June 1848.
Hamburgh	Oct. 1831	Sept. 1848.
Sunderland	Oct. 24, 1831	Oct. 4, 1848.
Edinburgh	Jan. 22, 1832	Oct. 1, 1848.

1845. Only 26 deaths from cholera were registered in London during the summer quarter: 2 deaths from cholera occurred in St. George's, Clifton; 1 in Sedgley, Dudley. In the autumn quarter of the year 2 deaths from cholera happened in Sheffield North. Cholera and diarrhœa were rare, and attracted little attention. In this year 841 deaths were referred to diarrhœa, and 43 to cholera, in London.

1846. The winter quarter (January, February, March) was exceedingly mild, the mortality low. In the remarks attached to the June quarter, it is stated that there was an evident tendency in the mortality to decline through the 7 spring quarters 1839-45; but that in the spring of 1846, this tendency was counteracted, and the deaths exceeded the average. The deaths in London, at the close of June, from diarrhœa, dysentery, and common cholera, rose to 40 weekly. The progress of the epidemic abroad, and the bad sanitary condition of London and many towns, justified the warning in the remarks of this quarter,—not to wait until cholera reached the country, but to look before, and to remove the nuisances which give the disease breath, life, and being. The air was 2° above the average temperature, and the horizontal movement was less than it was in spring, 1844, in the proportion of 655 to 948 miles weekly. In the summer quarter (July, August, September) of 1846, an extensive epidemic prevailed. The 5 weeks from July 11 to August 15 were the most fatal in London. Young children were the principal sufferers: it had the usual symptoms of cholera infantum. "The disease also proved fatal to many old people; and some adults died of attacks which could not in their symptoms be distinguished from Asiatic cholera. It was, however, quite evident from the first that the epidemic had not the characters of that malady which broke out here in the winter of 1832, but was closely allied to the cholera described by Sydenham, which he says lasted a month and—"*eam anni partem, quæ æstatem fugientem atque autumnum imminuentem complectitur (unice ac eadem prorsus fide, qua veris primordia hirundines, aut insequentis tempestatis fervorem cuculus), amare consuevit.*"*

While the deaths in London were little more than 14 per cent. above the return of 1845, the deaths rose from 25,166 to 38,826—or about 52 per cent. after a correction for increase of population—in the towns and other districts of the kingdom, included in the return. In some of the densely-peopled towns the mortality was doubled. The deaths in the corresponding summer quarters of the past and present year were, in Maidstone, 124 and 239; Brighton, 219 and 364; Portsea Island, 239 and 433; Winchester, 89 and 141; Oxford, 89 and 194; Northampton, 182 and 220; Bedford, 182 and 255; Ipswich, 119 and 240; Norwich, 308 and 454; Plymouth, 191 and 279; Clifton, 323 and 436; Worcester, 106 and 173; Dudley, 457 and 745; Walsall, 157 and 288; Wolverhampton, 438 and 687; Wolstanton and Burslem, 164 and 315; Coventry, 188 and 300; Nottingham, 285 and 467; Lincoln, 154 and 246. No such mortality has been witnessed in Birmingham for many years; the deaths in 1845 were 694, in 1846 they amounted to 1623. In Liverpool and the adjacent district of West Derby, the deaths in the summer quarters of 1845 and 1846 were 2596 and 4090; in Manchester, and the contiguous districts of Salford and Chorlton, 2408 persons died in 1845, and 4297 in 1846. Stockport, Macclesfield, Chester, Blackburn, Preston, Bury, Bolton, Wigan, Prescott, Ashton, and other districts of Cheshire and Lancashire, suffered to an equal or a greater extent. The districts of Yorkshire did not escape; 1039 persons died in Sheffield, where only 446 died in the summer quarter of 1845, and the mortality in any preceding summer since 1838 had never exceeded 647. Huddersfield, Leeds, Hull, and York suffered severely. In Sunderland, Gateshead, Tyne-mouth, and Newcastle-on-Tyne, 1170 deaths were recorded in the summer quarter of 1845, and 2313 in the corresponding quarter of 1846. The epidemic was apparently as fatal in the inland towns as in the ports.

Upon the other hand, the mortality of the quarter was below the average in Pontypool and Newtown; but slightly above the average in the other districts of Wales; and generally the country and southern districts suffered comparatively little.†

* Sydenham Opera. Obs. Med. Anni 1669. He also describes the severer epidemic of 1676, "*Insueti tempestatis calore evectus.*"

† Reg. General's Report on the State of the Public Health in the quarter ending September 30, 1846.

The diarrhœa was in some districts of a dysenteric character, but generally choleraic, and often terminated in English cholera. At Nottingham a case was returned as Asiatic cholera, terminating in 12 hours. In London 1549 deaths in the quarter were referred to diarrhœa, 75 to dysentery, and 197 to cholera. In the last quarter of the year diarrhœa, dysentery, cholera, influenza, and typhus were unusually common in London, and in many other town districts. The iron, coal, pottery, cotton, and woollen districts, and generally the counties north of Staffordshire, were severely visited. Scarlatina was fatal in the northern districts. In the year 2152 deaths were referred to diarrhœa, 228 to cholera, in London.

1847. The temperature of the winter quarter was below the average; inflammation of the lungs and typhus prevailed. Diarrhœa and fever raged among the poor starving Irish, who flew from the famine caused by the potato failure to England. From the same cause provisions were dear; there was much distress in many parts of the country. In the spring quarter (April, May, June), the mortality, in the words of the Quarterly Report, "increased; common cholera was fatal; scurvy prevailed more or less over the country from the want of vegetable food, the potato having failed; all food became scarce and dear; typhus broke out, is still epidemic, and shows no sign of decline." In the summer quarter (July, August, September), the mortality slightly decreased in the country; in London there was no sign of improvement. Small-pox, measles, scarlatina, diarrhœa, dysentery (slightly), typhus, and erysipelas prevailed: 111 persons died of typhus in one week; epidemics of typhus and influenza set in, and made the mortality in the *last quarter* of the year higher than in any quarter of any year since the registration commenced. The mortality in London was raised by influenza from 1086 in the week ending November 20, to 1677 in the week ending November 27; 2454 in the first, 2416 in the second week of December: the epidemic and the mortality then gradually declined. The deaths, directly or indirectly caused by influenza, were not less than 5000 in six weeks. In the year diarrhœa was fatal to 1976, cholera to 117 persons, in London: 307 deaths were referred to dysentery.

1848. The influenza epidemic extended into the winter quarter of 1848 (January, February, March), and the mortality was greatly above the average. Typhus, scarlatina, whooping-cough, and small-pox were epidemic in many parts. The mortality of Birmingham, Sheffield, Manchester, and Liverpool remained exceedingly high. In the next three months "a very remarkable improvement in the state of the public health" was observed; the mortality was but slightly above the average of the season. Influenza was no longer epidemic in London. Typhus, which was fatal to 1279 persons in the last quarter of 1847, declined from that time, and in the June quarter of 1848 was only fatal to 882 persons. "There is as yet no trace of the epidemic of cholera, which is ravaging Russia from Moscow to St. Petersburg, and is ascending the Danube."* The mortality in the summer quarter (three months, July, August, September) was below the average. "The improvement in the public health is considerable, in all the divisions of the kingdom, except London."* The principal seats of the carpet, iron, pottery, silk, and cotton trades are particularly cited; and the improvement is ascribed to the comparative cheapness of provisions, and the infrequency of fever consequent upon the diminution of Irish immigration. Diarrhœa was, however, prevalent in Brighton, Ipswich, and Yarmouth, in Dudley, Walsall, Coventry, Birmingham, and Leeds. Dysentery was rather more fatal than usual; it caused 65 deaths in Penzance, and was also fatal to many persons in Marazion, the neighbouring sub-district. The mortality of the autumn quarter (October, November, December) was "below the average;" yet cases of "Asiatic" or "epidemic" cholera occurred in October, and in the remaining months of the year.

1934 deaths were referred to cholera; 829 in the first nine months, and 1105 in the last three months of the year 1848. The former were generally considered cases of common "English" cholera; many of the latter were universally held to be "Asiatic" cholera. The two forms are often not distinguished in the returns. The cases, sepa-

* Registrar-General's Quarterly Reports, 1848.

rately considered, run so insensibly into each other, that the attempt at distinction would have been fruitless. They differ perhaps, in fact, no more than distinct and confluent small-pox, simple and malignant scarlatina, simple and phlegmonous erysipelas, which are properly held to be varieties of the same maladies.

Without entering into any disquisition in pathology, it is also necessary to notice here the connexion of diarrhœa and sporadic cholera with Asiatic cholera. Diarrhœa, in the sense of "*dejectio frequens*," frequently accompanies teething in children; it is the result of a whole class of medicines, and of irritating, indigestible food. Many poisons induce it. It is one of the most constant symptoms of typhus, and runs insensibly into dysentery. The last stage of consumption is marked by colliquative diarrhœa. Like pain and "fever," it is a symptom of many diseases. "It is often brought on by that power which is exerted in every part of the body of freeing itself from anything painful and oppressive" (Heberden's Commentaries). The ulceration of the intestines in typhoid fever, in consumption, and in dysentery, are its common causes; in many cases no structural change can be detected in the mucous membrane; and many of the purgative medicines are first absorbed and taken into the blood before their specific action is induced.

In abstracting the cases of 1849, for the series of tables in this volume, all cases returned as "cholera," whether English or Asiatic, choleric, "bowel complaint," and diarrhœa simply, or as a complication of other diseases, were transcribed. All the cases in which the term "cholera" or "choleraic diarrhœa" occurred, were referred to cholera; about 300 cases, in which diarrhœa was evidently a symptom of consumption, or some other disease, were struck out; the residue of the cases was classed under diarrhœa.

Excluding the symptomatic affection, such as is observed in fever, consumption, and enteritis, there is evidently an idiopathic disease, which may properly be called diarrhœa, and is as constantly observed in English towns when the temperature rises above 60° as bronchitis and catarrh when the temperature falls below 32°.

Again, wherever dysentery is epidemic, a great number of cases occur which exhibit all the intermediate symptoms between simple purging without fever and the characteristic fever, pain, and bloody mucous discharges of dysentery. The dysentery often begins as simple diarrhœa. In such circumstances the diarrhœa is really a constituent part of epidemic dysentery, modified by the condition, place, and age of the patients. In like manner, the diarrhœa which is generally prevalent at the same time as cholera, often painless, with rice-water evacuations,* vomitings, and slight spasms, is to be held, in its various shades, a constituent part of the cholera epidemic. Many of the cases of diarrhœa in 1849, it may be held, however, were of a simple character, and of the same nature as the diarrhœas of other years.

We shall now give a more particular account of the progress of cholera in 1848, and of the first appearance of the new epidemic form.

CHOLERA IN LONDON, 1848.

LONDON.—In London deaths were referred to cholera in every month of 1848: 3 were registered in the weeks of January, 3 in February, 2 in March, 4 in April, 3 in May, 8 in June; the increase taking place in the third week of June, when the mean daily temperature rose and remained above 60°. The disease was epidemic, and the deaths registered in July were 66, in August 64, in September 31. The deaths from cholera registered in each week of these three months were, 3, 7, 9, 21, 26, 21, 19, 17, 7, 7, 7, 6, 7, 4. This epidemic subsided in September; it presented little that was extraordinary in its course, or in the number of cases. The deaths registered from cholera in the first week of October were 13, and in the twelve subsequent weeks of the quarter, 30, 45, 34, 65, 62, 54, 34, 20, 21, 29, 31, and 30. The temperature was

* Dr. R. D. Thomson has shown that this fluid is not the serum of the blood, but has the same chemical qualities as the effusions into serous membranes. The light flakes are the epithelial scales of the intestine.—*On Cholera*, Trans. Royal Med. Chir. Soc., London, vol. xxxiii.

declining; yet the mortality increased rapidly in October, and 65 persons died from cholera in the first week of November. The cases were severe and rapidly fatal. It was evidently the epidemic cholera—the Asiatic cholera. To every one accustomed to observe popular disease the difference in the two forms was striking. Some extracts from the weekly table will show their different characters. The following is from the notes to the week when the common summer epidemic of cholera was at its height:—

Cases of Cholera REGISTERED in the Week ending July 29th.

In Belgrave (sub-district) F. 54, "Asiatic cholera (58 hours' duration)."

Mr. Jorden, the Registrar, states that "this was a distinct case of Asiatic cholera (?), occurring in his own practice, of which he had seen much both at home and in the East. The patient was said to have suffered from a severe attack, when it prevailed before, some 16 years ago. She was of delicate health, and suffered from *psoriasis inveterata*. She was attacked suddenly in bed at 4 o'clock in the morning, having the day before dined on half-boiled cabbage and some sort of dumpling."

In St. John the Evangelist, Westminster, a boy, aged 4 months, "cholera infantum (4 days' duration)."

In the same sub-district, a boy, 3 months, "cholera infantum (4 days)." No breast-milk after the first six weeks.

In Gray's Inn-lane (sub-district), a boy aged 11 months, "diarrhœa—cholera (4 days)."

In Somers Town, a boy aged 4 months, "cholera (2 days' duration), typhus (1 day)."

In Camden Town, M. 62 years, "dysentery (11 days), cholera (3 days)."

In West sub-district of Islington, a boy, 7 weeks, "cholera (5 days)."

In East sub-district of Islington, a woman aged 29 years, "cholera (4 days), collapse on the 4th day." She was the wife of a shoemaker, and lived in one of the dirty confined courts out of the High-street.

In St. Anne, Westminster, a boy aged 16 months, "cholera infantum (7 or 8 days)."

In Saffron Hill, a boy aged 22 days, "cholera infantum (6 days), convulsions (4 days)."

In sub-district of Goswell-street, M. 77, "diarrhœa (6 days), which assumed symptoms of cholera, exhaustion (3 days)."

In North sub-district of West London, a boy aged 6 months, "cholera (24 hours)."

In Haggerstone West, a carpenter, 76 years, "natural death, sudden, from English Cholera." (*inquest*).

In Bethnal Green (Town), at No. 12 Carlisle-street, son of a brewer's servant, aged 7 weeks "cholera (2 days)."

In St. Mary, St. George-in-the-East, M. 59 years, "English cholera (6 days)."

In Limehouse, F. 40 years, "cholera (3 days), collapse (25 hours)."

In Ratcliffe, M. 51 years, "cholera maligna (30 hours)."

In Lambeth Church sub-district (2nd part), at 137 Regent-street, F. 16 years, "English cholera (2 days), exhaustion."

In Camberwell, at 4, South-street, daughter of a letter-carrier, aged 2 years, "English cholera (6 days)."

In Holywell and Moorfields, Shoreditch, a boy aged 19 months, "English cholera (4 days)."

In same sub-district, M. 24 years, "spasmodic cholera (4 days)."

In East sub-district of Greenwich, M. 61 years, "cholera."

In same sub-district, M. 71 years, "cholera (4 days)."

In same sub-district, M. 60 years, "asthma (20 years), cholera (4 days)."

In same sub-district, a girl, 1 year, "cholera."

In Battersea, a boy, 1 year, "cholera (4 days)."

In all the cases of cholera, except one returned by the coroner, the cause of death was certified by the medical attendant.

Cases approaching the Asiatic form occurred early in the year. In the week ending May 6th, a woman of 75 died of cholera in Rotherhithe, after 5 days' illness; another, aged 43, died of cholera in Oxford Terrace, after 2 days' illness. In the following week ending May 13th, a woman aged 40 died in Aldgate, Whitechapel. A note stated that "the case presented the appearance of Asiatic cholera, viz., purging constant, no bile in stool, cholera voice, suppression of urine; died in four days, in a state of collapse." In the week ending June 3, a boy aged 12 years, died of cholera in Rotherhithe, after 48 hours' illness. A man aged 51, died of Asiatic cholera, according to the return of the week ending June 17th, in the Hanover Square sub-district, after 36 hours' illness. In the week ending July 8th, a man aged 68, was returned as having died of Asiatic cholera in Greenwich East. Again, on September 12th, a pilot, aged 55, died of Asiatic cholera (36 hours' duration), at 8, Frederick Street, Greenwich West; and was registered in the week ending September 16th. On September 22nd, a mariner, aged 52, died after 11½ hours' illness of "Asiatic cholera," at 8, New Lane, St. John, Horsleydown, in the district of St. Olave. These were probably two real cases of the new epidemic form; still the contrast of the October returns with that of the last week of September is striking.

Cases of Cholera returned in the Week ending Sept. 30th.—(All are certified by Medical Attendant.)

- In Belgrave (sub-district), St. George, Hanover-square, F. 74 years, "English cholera (18 days' duration)."
- In South sub-district, St. Giles-in-the-Fields, F. 4 years, "English cholera (10 hours' duration)."
- In Amwell-street, Clerkenwell, F. 40 years, "bronchitis (23 years' duration), English cholera (1 week)."
- In Mile End Old Town (Upper), a girl, 8 months, "cholera infantum."

The great change now takes place.

Fatal Cases of Cholera REGISTERED in the Week ending Saturday, October the 7th.—(All are certified by the Medical Attendants.)

- In Old-street (sub-district), St. Luke, at 39, Rahere-street, died on September 29, wife of a gentleman, 59 years, "disease of the bowels, simulating Asiatic cholera (38 hours' duration)."
- In south sub-district, West London, F. 27 years, at 3, Harp-court, St. Bride's, on October 2, a porter's wife, "cholera (13 hours' duration)."
- In St. Bartholomew's Hospital, West London, M. about 40 years, a porter, on October 4, "Asiatic cholera."
- In Town (sub-district), Bethnal-green, at 4, Cheshire-street, on September 28, a weaver, F. 21 years, "enlargement of the heart (12 months' duration), cholera spasmodic (12 hours)."
- In Spitalfields, Whitechapel, M. 23 years, mariner, at 21, Princes-street, on October 5, "cholera (12 hours' duration)."
- In Whitechapel North, a girl, 4 years, a labourer's daughter, at 14, Thames-street, on October 2, "English sporadic cholera (7 days' duration)."
- In St. Paul (sub-district), St. George-in-the-East, M. 38 years, a coal-whipper, at 5, Lower Chapman-street, on October 3, "cholera (2 days' duration)."
- In Mile-end Old-town Lower, Stepney, M. 47 years, a coal-meter, at 6, Globe-terrace, on October 6, "cholera (36 hours' duration)."
- Mr. Castleden, the Registrar, states—"Mr. Todd, the surgeon in this case, certifies, that the above was a case of *Asiatic cholera*; and the informant states, that her father (the deceased) got up on Thursday morning, about 4 o'clock, with a bowel complaint, for which he took some gin and ginger, and then went to his work, on board ship, which he was compelled to leave about mid-day. He returned home in a cab, and died yesterday morning at 4 o'clock. The medical gentleman was in close attendance to the very last."
- In Lambeth Church, 2nd part (sub-district), at 2, Orsett-street, on September 30, daughter of a chair-maker, 11 months, "cholera (3 days' duration): convulsions (1 hour)."
- Mr. W. H. Wheatley, the Registrar, states, "that at one end of the street mentioned above, in the centre of the road, is an open drain, which is very offensive at times—drainage to houses very bad. Scarlatina has been very prevalent there."
- In Rotherhite, at 2, Lower Queen-street, on October 2, a boy, 11 years, son of a carpenter, "cholera (9 hours' duration)."
- In same sub-district, at 11, Silver-street, on October 1, F. 38 years, wife of a mariner, "cholera (19 hours' duration)."
- In same sub-district, at 17, Hanover-street, on October 4, a girl, 2 years, "cholera (2 days' duration)."
- In Greenwich West, sub-district, at 9, Skinner-street-row, on October 1, F. 37 years, widow of a blacksmith, "cholera (4 days' duration)."

Fatal Cases of Cholera REGISTERED in the Week ending Saturday, October the 14th.—(Five are cases in which Inquests were held: of the remainder, all are certified by Medical Attendant except two.)

- In London Hospital, Whitechapel Church (sub-district), on October 8, Henrick Vandershaaff, a cattle drover, aged 65 years, "diarrhœa (7 days' duration); Asiatic cholera (36 hours' duration)."
- In Aldgate, a boy, 1 year, a labourer's son, at 6, Cow-yard, Rosemary-lane, on October 10, "Asiatic cholera (24 hours' duration)."
- In St. John (sub-district), St. George-in-the-East, M. 28 years, a labourer, at 5, Green-bank, on October 10, "Asiatic cholera (11 hours' duration)."
- In the Leather-Market (sub-district), St. Mary Magdalen, Bermondsey, at 1, Friendly-place, on October 8, M. 40 years, a labourer, "Asiatic cholera."
- In Kennington, 1st part (sub-district), Lambeth, M. 39 years, a labourer, at 18, Kennington-place, on October 9, "Asiatic cholera (4 days' duration); collapse (16 hours)."
- In Woolwich Arsenal (sub-district Greenwich), on October 3, M. about 60 years, a convict, "cholera (8 hours' duration)." *Inquest.*
- In same sub-district, on October 7, M. 48 years, a convict, "Asiatic cholera (11 hours' duration)." *Inquest.*
- In same sub-district, on October 7, M. 31 years, a convict, "Asiatic cholera (4 hours' duration)." *Inquest.*
- In same sub-district, on October 8, M. 42 years, a convict, "Asiatic cholera (13 hours' duration)." *Inquest.*
- In same sub-district, on October 10, M. 55 years, a convict, "Asiatic cholera (8 hours' duration)." *Inquest.*

Mr. Richard Rixon, the Registrar, states, that "The above five deaths occurred on board the "Unité" Hospital Ship, in the River Thames, off the Royal Arsenal. There have been *no* cases in the Arsenal, or in any part of the town, to his knowledge, and he has made every inquiry."

In St. Olave and St. Thomas (sub-district), at 11, Magdalen-court, Tooley-street, on October 12, F. 49 years (kept a fruit stall in Bermondsey-street), "Asiatic cholera, (18 hours' duration)."

In Chelsea South (sub-district), at White Hart-court, on October 7th, M. 14 years, a mason's son, "cholera morbus (16 hours' duration)."

In same sub-district, at White Hart-court, on October 7, M. 40 years, a stonemason, "cholera morbus (30 hours' duration)."

In same sub-district, at the Royal Hospital, on October 10, M. 68 years, a soldier, *p. m.*, "cholera morbus (12 hours' duration)."

In same sub-district, at 5, White Lion-street, on October 13, M. 46 years, a pensioner, "cholera Anglica (1 week's duration); delirium tremens, cirrhosis."

In same sub-district, at White Hart-court, on October 8, F. 13 years, daughter of a baker (deceased) *p. m.*, "cholera morbus (37 hours' duration)."

In the Green (sub-district), Bethnal-green, at 3, Chester-street, on October 8, a boy, 11 weeks, a weaver's son, "English cholera (1 month's duration)."

In Spitalfields (sub-district), at 17, Wilson's-place, on October 9, F. 32 years, wife of a joiner, "malignant cholera (29 hours' duration)."

In St. John (sub-district), St. Olave, at 3, Cross-street, on October 4, M. 77 years, a cooper, "cholera (65½ hours' duration)."

In same sub-district, at 13, Sard's-rents, on October 14, M. 30 years, a carpenter, "cholera maligna (32 hours' duration)."

In the same house, on October 6, F. 2 years, daughter of a carpenter, "diarrhœa, convulsions."

Mr. Bensted, the Registrar of St. John, Horsleydown, states, "These two cases were those of a father and daughter, who lived at No. 13, Sard's-rents, Church-street, St. John's, Southwark; the latter died of 'diarrhœa, followed by convulsions;' the former of 'malignant cholera,' was attacked at 12 o'clock on Friday, October 14th, and died at 4 *p. m.* on Saturday. From inquiries I have made, it appears that he was a very sober and industrious man; that he and his wife were cleanly in their habits, but that one or other of the family has been constantly ill since they lived in their present residence. There are, I believe, upwards of 20 houses within 4 or 5 feet of a filthy open sewer, and this fact has been constantly represented to me (as Registrar) by the inhabitants of those houses. The illness which is caused by so great a nuisance can hardly be wondered at, for in some places I do not think it is above 3 feet from their doors. The deceased has left two children, one not out of danger, and the other very ill. These circumstances have been the more impressed on my attention by a visit from the medical gentlemen (Messrs. Phillips and Button) who attended the cases, and state, as their opinion, that this open sewer was the principal cause of the illness."

In St. James, Bermondsey, at 1, Matilda-place, on October 12, F. 7 years, a labourer's daughter, "cholera (13 hours' duration)." No medical attendant.

In Lambeth Church, 1st part (sub-district), at 26, Lower Fore-street, on October 1, M. 22 years, a labourer, "cholera (9 hours' duration)." Not certified.

In same sub-district, and in the same house, on October 12, M. 25 years, a labourer, "cholera (2 days' duration); consecutive fever (6 days)."

In Rotherhithe, M. 29 years, carpenter of the brig "Malta," died on board, in the River Thames, on October 7, "English cholera (24 hours' duration)."

In same sub-district, at 15, Spread Eagle-court, on October 12, a boy, 6 years, a labourer's son, "cholera (24 hours' duration)."

In St. Paul, Deptford, Greenwich, at 23 Griffin-street, on October 10, F. 31 years, a labourer's wife, "cholera (4 days' duration)."

In "Dreadnought," Hospital Ship, Greenwich West sub-district, on October 9, M. 21 years, an apprentice, "cholera."

In same ship, on October 9, M. 23 years, an apprentice, "cholera."

In same ship, on October 6, M. 16 years, an apprentice, *p. m.*, "recovery from small-pox, diarrhœa 27 days' duration; sudden vomiting, purging, and collapse about 24 hours."

In Clapham (sub-district), at Prescott-place, on October 10, M. 44 years, a bricklayer, "malignant cholera 9 hours' duration."

Fatal Cases of Cholera REGISTERED in the Week ending Saturday the 21st of October.

Ten are cases in which Inquests were held: the remainder are all reported to be certified by Medical Attendants, except one.

1. Woolwich Arsenal (sub-district Greenwich), on Oct. 13, M. 50 years, a convict, "Asiatic cholera (2 hours' duration)." *Inquest.*

In same sub-district, on Oct. 14, M. 58 years, a convict, "Asiatic cholera (52 hours' duration)." *Inquest.*

In same sub-district, on Oct. 16, M. 67 years, a convict, "Asiatic cholera (19 hours' duration)." *Inquest.*

In same sub-district, on Oct. 16, M. 62 years, a convict, "Asiatic cholera (100 hours' duration)." *Inquest.*

In same sub-district, on Oct. 17, M. 26 years, a convict, "Asiatic cholera (6 hours' duration)."

Inquest. In same sub-district, on Oct. 18, M. 25 years, a convict, "Asiatic cholera (4 days' duration)."

Inquest. In same sub-district, on Oct. 19, M. 23 years, a convict, "Asiatic cholera (4 days' duration)."

Inquest. Mr. Rixon, the Registrar of the sub-district, Woolwich Arsenal, makes the following statement:—
"The seven deaths from Asiatic cholera, registered by me last week, occurred in the 'Unité' hospital ship, among convicts from the 'Justitia' hulk, lying off the Royal Arsenal wharf. The surgeon attributes the disease to the unhealthy state of the atmosphere and to the locality, a common sewer being in the immediate vicinity. The captain of the ship ascribes it to the rotten condition of the hulk, and to heat generated during the night by so many men being closely packed together, a ward having from ten to twenty-four men sleeping in it, according to its size. The last two cases were of athletic young men, and lasted four days. The former patient was pulseless from the first, and comatose during four hours previous to death—the latter was sensible to the last. They were carefully attended to, visited every hour night and day; and were treated with mercury, mustard poultices, stimulants, and all the usual remedies. The whole of the convicts were removed yesterday (the 20th instant) from the 'Justitia,' and put on board the 'Hebe' and 'Sulphur' receiving vessels, opposite the Royal Dockyard, which arrangement, I find, has created some alarm in the yard. This morning (Saturday) a rigger was taken home from the Dockyard very ill, and afterwards a shipwright, and both cases are pronounced by the surgeons as decided cholera. Otherwise, the town remains free. Scarletina is still very prevalent."

In Chelsea, North East (sub-district), M. 15 years, "epidemic cholera (3 days' duration)."

In same sub-district, a boy, 6 years, "epidemic cholera (9 hours' duration)."

Mr. Smith, the Registrar of the north-east sub-district of Chelsea, states that "the two boys belonged to the same family. The elder was employed on board a lighter at Isleworth, and had eaten heartily of mussels on the day before the attack. Finding himself ill, he returned home under heavy rain, which wetted him to the skin. His parents, who are in poor circumstances, procured medical aid, but were not able to provide the comforts necessary for his case; and to the want of these, the surgeon thinks, is principally owing the fatal termination. The younger was constantly in the room during his brother's illness, but was not seized till after his death. His illness is attributed by the medical attendant not merely to contagion, but to miasma generated in a badly ventilated and comfortless apartment, and increased by the presence of a sick person."

In Islington East (sub-district), son of a paper-stainer, 3 years, "cholera epidemica (18 hours' duration)."

Mr. Butterfield, the Registrar of the East sub-district of Islington, states that "the boy who resided at 15, Lower Queen-street, New North Road, was taken ill at half-past 6, A.M., with rigors, bilious vomiting, and purging with rice-coloured evacuations, and all the symptoms of true cholera. Medical advice was not obtained till half-past twelve, when it did not avail. The patient died at half-past one, A.M., on Saturday, after an illness of 18 hours. Miasma issuing from an open, offensive drain in the back yard, seemed to be the primary cause." Dr. Bossey, who attended the above, has another decided case in an adult, which has not been fatal."

In Christchurch (sub-district), Marylebone, seaman, 22 years, "malignant cholera (2 days' duration), secondary fever (3 days)."

Mr. Obré, the Registrar, states that the deceased was a seaman who had arrived from Sunderland, in the brig "Marsden," on the 10th: had febrile symptoms, with diarrhoea, till the 13th, when he removed to Lisson Grove. These symptoms continued till the 15th, when the choleraic poison showed itself, and he died on the 17th. Dr. Miller adds, that "the patient was brought home on Friday evening in a state of collapse, and died of 'Asiatic cholera,' in the stage of secondary fever."

In Whitechapel North (sub-district), seaman, 43 years, "Asiatic cholera (3 days' duration)."

Mr. Chapman, the Registrar, states that "this sailor was brought from a lodging-house, 118, Rosemary-lane, to the Whitechapel Workhouse, on the 16th October, and died on the 18th. It appears he had not been many days from on board ship."

In Ratcliff (sub-district), Stepney, on board a collier in the River Thames, M. 19 years, "diarrhoea (4 days' duration), Asiatic cholera (9 hours)."

Mr. Wells, the Registrar of Ratcliff, mentions that "besides the above case, he had three others (one English, two Asiatic), on which inquests had been held; but they were not yet registered, as he had not obtained the coroner's signature. The four cases occurred on board colliers in the Thames."

In St. Paul's, Deptford (sub-district), Greenwich, M. 66 years, "cholera Asiatica (17 hours' duration)."

Mr. Marchant, the Registrar of St. Paul's, Deptford, states that "this person resided in a very healthy, airy situation, and was of steady habits; by trade a carpenter, but only working at his trade occasionally, having other resources. He ate a hearty dinner of boiled mutton, spinach, and potatoes, on the day previous to that on which he died."

In Islington East (sub-district), a labourer, 15 years, "diarrhoea (5 days' duration), spasmodic cholera."

In same sub-district, a boy, 6 years, son of a pauper stonebreaker, "natural, with symptoms of spasmodic cholera (11 hours' duration), ill fed and poorly clothed." *Inquest.*

Mr. Butterfield, the Registrar, states that "these two were brothers, and died in Ward's Place, a close confined, badly ventilated place, off the Lower Road."

- In Goswell-street, Clerkenwell, F. 24 years, "Asiatic cholera (36 hours' duration)."
- In Cripplegate sub-district, M. 45 years, "Asiatic cholera (4 days' duration)."
- In South-east sub-district, City of London, M. 27, "cholera Asiatica (12 hours' duration)."
- In Aldgate sub-district, M. 50 years, "died by the visitation of God from Asiatic cholera (20 hours' duration)." *Inquest.*
- In St. Saviour (sub-district), a boy, 7 years, "Asiatic cholera (15½ hours' duration)."
- In St. James, Bermondsey, at 17, Marygold-street, on Oct. 14, Thos. Daws, aged 20 months, "Asiatic cholera (20 hours' duration)." He was attended by the wife of John Elliott.
- In same sub-district, at 17, Marygold-street, on Oct. 17, John Elliott, aged 26 years, a nail-caster, "Asiatic cholera (60 hours' duration)."
- In Camberwell, a spinster, 21 years, "spasmodic cholera (7 hours' duration)."
- In same sub-district, a spinster, 25 years, "spasmodic cholera (11 hours' duration)."
- In same sub-district, widow of an Italian warehouseman, 42 years, "spasmodic cholera (13 hours' duration)."
- In same sub-district, a widow, 45 years, "spasmodic cholera (40 hours' duration)."
- The above 4 cases occurred in Peckham House Lunatic Asylum.
- In Chelsea South (sub-district), at White Hart-court, on Oct. 13, F. 46 years, soldier's widow, "cholera morbus (24 hours' duration)."
- In same sub-district, and at the same house, on Oct. 16, a girl, 10 years, "cholera morbus (9 days' duration), fever consecutive (7 days). Daughter of the above.
- In Islington West (sub-district), a labourer, 40 years, a pauper in Islington Workhouse, "cholera Anglica (1 month's duration), dysentery (7 days)."
- In St. Paul (sub-district), St. George-in-the-East, a girl, 10 years, "natural death by the visitation of God, viz., cholera (18 hours' duration)." *Inquest.*
- In Limehouse (sub-district), Stepney, M. 25 years, "cholera biliosa, cerebral congestion."
- In St. Saviour (sub-district), F. 15 years, "anæmia (4 months' duration), diarrhœa (2½ days), spasms and cramp (24 hours)."
- In Christchurch (sub-district), St. Saviour, son of a weaver, 5 years, "destitution, cholera (12 hours' duration)."
- In same sub-district, wife of a weaver, 36 years, "destitution, cholera (6 days' duration)."
- In same sub-district, daughter of a weaver, 3½ years, "destitution, cholera (96 hours' duration)."
- In same sub-district, daughter of a weaver, 1½ years, "destitution, cholera (34 hours' duration)."
- The above 4 cases occurred in Christchurch Workhouse; all members of one family.
- In same sub-district, 59, John-street, daughter of a tinman, 8 years, "cholera (12 hours' duration)."
- In the Leather Market sub-district, Bermondsey, at 27, Page's-walk, on Oct. 17, M. 51 years, a cooper, "cholera spasmodica (13½ hours' duration)."
- In same sub-district, and at the same house, on Oct. 15, F. 53 years, a cooper's wife, "spasmodic cholera (46 hours' duration)."
- In Kent-road (sub-district), St. George, Southwark, son of a harness-maker, 21 months, at 5, Williams-place, "cholera morbus (6 hours' duration)."
- In Lambeth Church, 2nd part (sub-district), a waiter, at 61, Devonshire-street, aged 41 years, "cholera, accompanied with spasms, cramp, and hiccup (attended 12 hours); disease existed 5 days."
- In Battersea (sub-district), daughter of a carman at Nine Elms, aged 1 year and 8 months, "cholera (9 hours' duration)."
- In Greenwich West (sub-district), in "Dreadnought" hospital ship, M. 39 years, "bronchitis (4 weeks' duration), cholera."
- In St. Paul, Deptford (sub-district), Greenwich, at Florence-road, on Oct. 16, M. 66, a carpenter, "Asiatic cholera (17 hours' duration)."
- In St. George (sub-district), Camberwell, at 4, Thomas-street, Wyndham-road, wife of a fish-vender, 58 years, "spasmodic cholera (15 hours' duration)."

The term "English" cholera is objectionable, as it implies that the disease is peculiar to England; whereas it prevails, in nearly the same form, all over the world, and is described by Celsus and the ancient writers, as well as by Sydenham. For the sake of distinction, as it is so much under the control of temperature and season, it may be called "Summer Cholera." About half the fatal cases of Asiatic cholera terminate within 24 hours of the appearance of its characteristic symptoms: it will be shown hereafter that the average duration of 19232 fatal cases in males was 2·05 days, and of 20236 cases in females 2·10 days.

The average duration of 4045 fatal cases of diarrhœa in males was 16·04 days, of 3851 females 16·69 days. The summer cholera has an intermediate duration of about five days. The difference is seen in the subjoined table of cases taken indiscriminately from the Returns of 1848: more than half the cases of Asiatic cholera terminated in less than a day; half the cases of summer cholera did not terminate in three days; and half the cases of diarrhœa lasted more than six days. This is a new and important element in the diagnosis.

DURATION of FATAL CASES of Diarrhœa, Summer Cholera, and Asiatic Cholera, in London, 1848.

—	Total Deaths.	Under one Day.	Number of Cases terminating in the several Days.							
			1	2	3	4	5	6	7	8
Diarrhœa	116	1	1	8	16	9	5	9	13	8
Summer Cholera . .	116	9	12	14	17	23	11	6	7	4
Asiatic Cholera . .	129	66	21	12	4	12	6	1	5	..

Number of Cases terminating in the several Days.										
		9	10	11	12	13	14—21	21—28	28—35	35 & up.
Diarrhœa	116	1	5	12	13	7	8
Summer Cholera . .	116	4	1	..	2	1	2	1	2	..
Asiatic Cholera . .	129	1	1	..

CHOLERA IN THE COUNTRY, 1848.

2. **SOUTH EASTERN DIVISION.**—Deaths from cholera occurred in every month of 1848, except February; namely, 3 in January, 4 in March, and 2, 2, 5, 11, 15, 14, 18, 12, 22, in the subsequent nine months, making a total of 108 fatal attacks. Guildford and Kingston in Surrey, each furnished 2 deaths. In Kent 4 deaths took place at Bromley; 2 at Dartford; in Gravesend 7; North Aylesford 3; Hoo 2; Medway (including Chatham) 13; Sevenoaks 3; Sheppey 4; and Easry 2. In Sussex, there were in Uckfield 2 deaths; Cuckfield 5; and Brighton 3. In Hampshire, in the great naval station of Portsea Island and the adjoining district of Alverstoke there were 6 and 10 deaths respectively; in the Isle of Wight 4; Stockbridge 2; Basingstoke 3; and Andover 2. In Berkshire, there were in Newbury 2 deaths; Wantage 2, Wallingford 2; Reading 3; and Windsor 2.

3. **SOUTH MIDLAND DIVISION.**—Cholera which was fatal in each month of the year 1848 was most prevalent after July, and destroyed 150 lives by the end of December. In January 1 death occurred; in February 2; and 1, 2, 5, 5, 8, 17, 12, 22, 31, and 44 respectively, in the subsequent months. In Middlesex 4 fatal cases took place at Staines; at Uxbridge 10; Brentford 13; Hendon 8; and Edmonton 8. In Hertfordshire, Bishops Stortford furnished 3 deaths; Royston 3; Hertford 2; Watford 4; Hemel Hempstead 5; and Berkhamstead 3. In Buckinghamshire a remarkable mortality took place in the Amersham district, where cholera was fatal to 46 persons (population 18212 in 1841), 43 of whom died in the Chesham sub-district (which contained a population of 5811 in 1841): excepting 2 children who were attacked early in September, all the deaths occurred subsequent to November 10th: in many instances the attacks were of short duration.

The following is an abstract of the deaths from cholera in the Chesham sub-district:—

F. 2 years and 9 months, hawker's daughter, named Hearn, "cholera, (8 days' duration)," Chesham, September 14.

F. 10 months, labourer's daughter, "cholera (8 days' duration)," Chesham, September 16.

F. 62 years, miller's widow, "cholera, (2 days' duration)," Waterside, Chesham, November 11.

M. 10 months, labourer's son, "cholera (1 day's duration)," Waterside, Chesham, November 13.

M. 1 year and 10 months, labourer's son, "cholera (2 days' duration)," Waterside, Chesham, November 14.

M. 1 year and 7 months, Hawker's son, named Aris, "cholera (2 days' duration)," Waterside, Chesham, November 14.

F. 49 years, labourer's wife, "cholera (28 hours' duration)," Chesham, November 15.

F. 3 years and 11 months, hawker's daughter, named Aris, "cholera," Waterside, Chesham, November 16.

F. 29 years, brush-handle maker's wife, "cholera (60 hours' duration)," Waterside, Chesham, November 16.

F. 55 years, labourer's wife, "cholera (12 hours' duration)," Waterside, Chesham, November 16.

M. 8 years, "cholera (38 hours' duration)," Waterside, Chesham, November 18.

M. 13, baker's (deceased) son, "cholera (36 hours' duration)," Waterside, Chesham, November 18.

F. 46 years, labourer's wife, "cholera (19 hours' duration)," Waterside, Chesham, November 18.

- M. 51 years, labourer, "cholera (28 hours' duration)," Waterside, Chesham, November 19.
 F. 49 years, gamekeeper's widow, "cholera (26 hours' duration)," Waterside, Chesham, November 20.
 F. 20 years, single woman, "cholera (32 hours' duration)," Waterside, Chesham, November 21.
 F. 28 years, single woman, "cholera (15 hours' duration)," Waterside, Chesham, November 21.
 M. 69 years, labourer, "cholera (4 days' duration); relapse (8 days)," Waterside, Chesham, December 2.
 F. 55 years, bricklayer's widow, "cholera (20 hours' duration)," Waterside, Chesham, December 3.
 M. 43 years, labourer, "cholera (3 days' duration)," Waterside, Chesham, December 3.
 F. 60 years, labourer's wife, "cholera (2 days' duration); fever (4 days)," Waterside, Chesham, December 4.
 F. 36 years, miller's wife, "cholera (22 hours' duration)," Waterside, Chesham, December 4.
 M. 8 years, labourer's son, "cholera; fever (9 days' duration)," Waterside, Chesham, December 5.
 F. 42 years, labourer's widow, "cholera (2 days' duration)," Waterside, Chesham, December 6.
 M. 19 years, labourer's (deceased) son, "cholera (10 days' duration)," Waterside, Chesham, Dec. 8.
 F. 1 year and 7 months, labourer's daughter, "cholera (4 days' duration)," Waterside, Chesham, December 11.
 M. 1 year and 10 months, butcher's son, "cholera (6 hours' duration)," Chesham, December 11.
 M. 4 years, butcher's son, "cholera (11 hours' duration)," Chesham, December 13.
 M. 4 years, shovel-maker's son, "cholera (4 days' duration)," Waterside, Chesham, December 14.
 F. 2 years, labourer's daughter, "cholera (108 hours' duration)," Chesham, December 15.
 F. 76 years, widow, "cholera (46 hours' duration)," Waterside, Chesham, December 16.
 M. 10 years, tailor's son, "cholera (17 hours' duration)," Chesham, December 17.
 F. 8 years, sawyer's daughter, "cholera (7½ hours' duration)," Chesham, December 17.
 M. 11 years, paper-maker's son, "cholera, relapse (8 days' duration)," Waterside, Chesham, December 19.
 M. 6 years, labourer's son, "cholera, fever (5 days' duration)," Chesham, December 19.
 F. 74 years, gardener's widow, "cholera (3 days' duration)," Chesham, December 20.
 M. 12 years, shovel-maker's son, "cholera (18 hours' duration)," Chesham, December 21.
 M. 65 years, paper-maker, "cholera (22 hours' duration)," Waterside, Chesham, December 21.
 F. 52 years, hawker's wife, named Moore, "cholera (8 hours' duration)," Chesham, Dec. 25.
 F. 70 years, labourer's wife, "cholera (42 hours' duration)," Chesham, December 25.
 F. 56 years, labourer's wife, "cholera (11 hours' duration)," Chesham, December 28.
 F. 39 years, single woman, "cholera (24 hours' duration)," Latimer, Chesham, December 29.
 M. 38 years, sawyer, "cholera (11 hours' duration)," Chesham, December 30.

In Eton there were 2 deaths; in Aylesbury 8; and Newport Pagnell 2. In Oxford 2 fatal cases are recorded. In Northamptonshire there were 2 deaths in Towcester; Northampton 2; Wellingborough 6; Oundle 2; Peterborough 3: In Huntingdon 3 deaths took place. In Bedfordshire 2 deaths occurred in Bedford; 5 in Biggleswade; 2 in Ampthill; and 2 in Leighton Buzzard. In Cambridgeshire, Chesterton furnished 2 deaths; Cambridge 6; Newmarket 8; Ely 6; North Witchford 3; and Wisbeach 18; of which 15 took place in the Upwell sub-district, where the epidemic commenced on November 25th, and prevailed throughout December amongst labourers: 13 of the 15 deaths were of males, most of them in the prime of life, and in no instance is the duration of the attack stated to have exceeded 30 hours.

4. **EASTERN DIVISION.**—Cholera was fatal to 65 persons in 1848, and deaths occurred during every month of the year, viz., 3 in January, and 1, 1, 3, 4, 2, 3, 5, 9, 14, 6, 14, respectively in the subsequent months. In Essex 6 of the deaths occurred in West Ham; 2 in Romford; 2 in Orset; 4 in Chelmsford; 2 in Tendring; and 2 in Saffron Walden. In Suffolk 2 deaths took place in Thingoe; 2 in Samford; 3 in Woodbridge; 2 in Blything; and 5 in Mutford. In Norfolk 2 deaths happened in Tunstead; 2 in Aylsham; 4 in Norwich; 3 in Mitford; 4 in Kings Lynn; 4 in Downham; 2 in Depwade; and 2 in Docking.

5. **SOUTH WESTERN DIVISION.**—There were 68 deaths from cholera in 1848; and February was the only month during which no fatal case was recorded: 1 death took place in January; 1 in March, and 1, 2, 2, 7, 6, 20, 11, 9, 8, in the subsequent months. 2 deaths occurred at Pewsey, in Wiltshire. In Devonshire it was most fatal at Plymouth, where 15 persons died of the disease, 3 of them being female convicts on board the "Cadet," on Nov. 23rd, 26th, and Dec. 7th respectively: 3 fatal cases happened at East Stonehouse, adjoining Plymouth, and 1 in Stoke Damerel; St. Thomas furnished 2 cases; Exeter 3; Kingsbridge 2; Plympton St. Mary 2; Tavistock 2; and Bideford 2. In Cornwall cholera was fatal to 12 persons in Penzance, chiefly in miners' and mariners' families, and during the autumn; at Redruth 5 deaths occurred. In Somersetshire 3 deaths took place in Wells and 2 in Bath.

6. **WEST MIDLAND DIVISION.**—The number of deaths from cholera was 101 in

1848, distributed over every month; there were 5 fatal cases in January, and 1, 1, 6, 4, 4, 6, 26, 16, 11, 11, 10, in the succeeding months. In Gloucestershire 4 deaths happened at Bristol; 2 in Clifton; 2 in Stow-on-the-Wold, and 2 in Cheltenham. 3 cases occurred at Clun, in Shropshire. In Staffordshire it was fatal to 2 persons at Stone; at Stoke-upon-Trent to 4; Cheadle 3; Uttoxeter 4; Penkridge 2; West Bromwich 3, and Dudley 6. In Worcestershire 4 deaths happened in Stourbridge and 3 in Kings Norton. In Warwickshire, Birmingham furnished 10, and Aston 8 fatal cases (the number of deaths which occurred at these places in 1849 was—in Birmingham 29, and Aston 6). In Foleshill there were 2 deaths; Rugby 3; Warwick 6, Alcester 2; and Shipston-on-Stour 4.

7. NORTH MIDLAND DIVISION.—Cholera was fatal in 85 cases during 1848, there being in January 4 deaths, and 3, 1, 3, 2, 3, 15, 10, 4, 11, 16, 13, in the subsequent 11 months. In Leicestershire 4 deaths happened in Lutterworth; 3 in Blaby; 3 in Loughborough; and 5 in Leicester. In Lincolnshire there were in Bourn 3 deaths; in Boston 2; Horncastle 3; Spilsby 5; Caistor 10: of which 5 took place at Great Grimsby on the coast, and 5 at Market Rasen in the interior; in Glandford Brig 3; and in Gainsborough, on the River Trent 13. In Nottinghamshire 2 deaths took place in East Retford; 3 in Basford, and 3 in Newark. In Derbyshire 5 fatal cases occurred in Derby; 2 in Ashborne, and 2 in Bakewell.

8. NORTH WESTERN DIVISION.—Cholera was prevalent in this division in 1848, it having been fatal in 227 cases, chiefly in the latter half of the year. The number of deaths in each month was, in January 3; and in each of the succeeding months, 2, 7, 7, 10, 7, 52, 41, 31, 35, 12, 20, respectively. In Cheshire it was fatal to 7 persons in Stockport; 10 in Macclesfield; 2 in Altrincham; 4 in Northwich on the River Weaver; 8 in Wirrall, situated on the coast, and including the town of Birkenhead; and 5 in Great Boughton, including Chester on the River Dee. In Lancashire the districts on the coast in which cholera was chiefly fatal were, Liverpool 33 deaths; West Derby 16; Ormskirk 2; Ulverston 2; and Preston on the Ribble 2. Also, in Prescott 2; Wigan 4; Leigh 5; Bolton 10; Bury 9; Chorlton 22; Salford 7; Manchester 21; Ashton 18; Oldham 8; Rochdale 6; Haslingden 4; Burnley 2; Blackburn 12, and Chorley 3.

9. YORK DIVISION.—Cholera, which was prevalent in the early part of the year 1848, increased perceptibly after June, and by the end of the year caused the deaths of 207 persons. There were in January 5 fatal cases, and 2, 8, 6, 6, 4, 24, 25, 33, 49, 24, 21, in the following 11 months. Of the districts bordering on the coast there were in Hull 20 deaths; Sculcoates 8; Scarborough 4; Skirlaugh 3; and Patrington 2. York furnished 14 cases; Selby 6, of which 4 were quickly fatal, viz., in 12 hours, 12 hours, 16 hours, and 24 hours respectively; Settle 2; Pateley Bridge 3; Otley 6; Keighley 4; Todmorden 6; Saddleworth 7; Huddersfield 7; Halifax 8; Bradford 28; Hunslet 12; Leeds 6; Dewsbury 15; Wakefield 5; Pontefract 7; Ecclesfield 4; Wortley 2; Sheffield 3; Doncaster 3; Driffield 6; Maldon 4; and Whitby 2.

10. NORTHERN DIVISION.—With the exception of March and May cholera prevailed during each month of the year 1848, and was fatal to 163 persons, viz., in January 4; February 1; April 2; June 5; and 7, 12, 10, 17, 36, 69, in the subsequent 6 months. Cholera appeared at Sunderland in an epidemic form on October 4th, and was fatal to a mariner aged 56 on board the ship "Valiant," after an attack of 9 hours' duration; he is represented as having been drunk on the previous day. On October 12th the next death took place; it was followed by two others on October 14th; from this time its prevalence increased, and it was chiefly fatal among coal-miners and mariners: the duration of most of the attacks was short, and varied from 6 hours to 3 days. The last death was that of a coal-miner's son, aged 1 year, on December 26th, at the colliery Monkwearmouth, where 20 fatal cases occurred out of the 37 deaths from cholera registered in the Sunderland district.

In South Shields there were 7 deaths; in Stockton 8; Darlington 2; Teesdale 2; Durham 5; and Gateshead 3.

In Northumberland cholera was most fatal in the districts on the coast; it destroyed 32 lives at Tynemouth, commencing on October 3rd in a keelman's daughter, aged 1,

at Skipsey's Quale, North Shields; 3 other cases were fatal in October. In November its prevalence increased, and it became very fatal among keelmen at Quay Cowpen, and mariners and others at Blyth; instances are recorded of 2 persons in the same family dying. The epidemic continued fatal up to the end of the year; 3 deaths occurred on December 30th, two of which were in the children of a keelman at Quay Cowpen, after attacks of 14 hours' and 22 hours' duration. In Newcastle-upon-Tyne cholera was fatal to 12 persons, chiefly in the latter part of the year. In Berwick-upon-Tweed the epidemic was first fatal on December 7th, in a labourer's widow, aged 79, at Hutts Norham. It continued prevalent throughout December, mostly among fishermen, labourers, and quarrymen: 3 deaths occurred at the workhouse, Berwick; 6 at Donaldson's Lodge, Cornhill; and 4 at Hutts Norham: the total deaths in the district were 19. Morpeth furnished 9 deaths; Castle Ward 3. In Cumberland cholera was chiefly confined to the following districts, viz.:—Brampton 2 deaths; Longtown 3; Carlisle 4; Cockermouth 5; and Whitehaven 5.

II. WELSH DIVISION.—Cholera was not fatal until April 1848, when one death took place, and 5, 4, 4, 5, 4, 6, 4, 8, in the subsequent 8 months, making 41 deaths during the year. In South Wales, on the coast, there were in Cardiff 7 deaths; Swansea 2; and Haverfordwest 2. Also in Merthyr Tydfil 3; and Abergavenny 2. In North Wales, Holywell had 5 deaths; Newtown 2; Wrexham 2; Carnarvon 4; and Anglesey 3.

The deaths from cholera in England were 41 in the week ending October 7; and 78, 99, 88, 112, in the 4 weeks following; the numbers varying little in the subsequent weeks, were 91, 89, 82, 71, 84, 97, 85, 88. The total number during the year was 1934. Such was the course of the epidemic cholera in England to the close of the year 1848.

CHOLERA IN ENGLAND, 1849.

1849. The tables, pp. 20–107, and the notes, pp. 166–300, show the progress of cholera through the year 1849. The state of the public health was described in the quarterly and weekly returns; and it is now possible, from all these sources, comprising facts recorded and observations written at the time, to trace the effects of the epidemic, and the extent of its ravages through the year.

The deaths in England from cholera were, in January, 658; in February, 371; in March, 302: yet, it was remarked, in the quarterly return, "although epidemic cholera has been in England since October, 1848, and has prevailed more or less up to the present time in parts of the country, the general mortality has been and is considerably below the average. This is encouraging, and should stimulate all sanitary improvements, for summer is the season in which the epidemic is most to be dreaded.*" The deaths from cholera in London were 292 in January, 180 in February, 40 in March.

It will be recollected that in October 1848, the epidemic attacked the convicts crowded in the decaying "Justitia" hulk, lying off the Royal Arsenal wharf, Woolwich, in the immediate vicinity of a common sewer; subsequently it was fatal to convicts in Millbank Prison and to lunatics in the Peckham House Asylum; the registrars stated that many of the houses in which patients were attacked were crowded, and in dirty undrained sites. In the last week of December the epidemic broke out in Mr. Drouet's Infant Poor Establishment, Surrey Hall, Tooting, where 48 of the 61 deaths registered from cholera in the first week of January occurred. In the week following 69 deaths from cholera were registered at the same establishment. It is stated in a note to the Weekly Return (January 20th 1849), that "the total deaths which have occurred in the institution, or amongst children who have been removed from it since the appearance of the epidemic, amount to 182, of which 155 were returned as caused by cholera." The children at ages from 4 to 14, were paupers farmed out, and the building was overcrowded. In the week following 13 persons died of the epidemic cholera in the Holborn Union workhouse, where a few more cases occurred in the subsequent week. Some of the children of this Union were in Drouet's Establishment. Several of the children belonging to Pancras were removed and died in the workhouse, Camden Town. Mr.

* Quarterly Return, No. 1, pp. 4, 5, 1849.

Holl, after stating that "three children who died in the workhouse had been brought from Tooting while under the influence of the disease," adds:—"The woman, aged 64, died in the infirmary of the workhouse quite unconnected with that part of the house which the children occupied, and not allowed to have any communication with it." *

Mr. Steib, the registrar of Hackney, registered two deaths from cholera in the same week. "The former was a decided case of Asiatic cholera in a servant who belonged to the Islington poor-house, and had been brought to Hackney to nurse the sick children. The second was in a girl belonging to the Islington poor-house, who had been brought to Hackney from Drouet's Asylum, Tooting." In the week ending February 3rd, 9 out of 10 cases registered in Kensington town occurred in Jennings' Buildings. In the week ending February 24th, the deaths of the matron, the temporary matron, seven servants, and a girl aged 11, were registered at the Female Refuge for the Destitute, in St. Leonards, Shoreditch; and, in the same week, 16 deaths from cholera were registered in Warburton's Lunatic Asylum. A great number, then, of the deaths from cholera in the early stage of the epidemic occurred in institutions of various kinds. The workhouse of Edmonton and the gaol of Hertford were attacked in January. Two parishes in Norfolk were attacked early in the year. A labourer's wife, aged 48, died of the disease on January 5th, at West Rudham, where four more persons died, and 12 in East Rudham, before February 14th. Eleven of the 17 deaths were in labourers' families. The parishes are inland, and contained 1494 inhabitants in 1841. No other deaths from cholera occurred there. At Wakefield, in Yorkshire, there was a partial outbreak; 19 deaths from cholera happened between the 9th and 24th of January, 16 of them in the House of Correction. In *August* the epidemic recurred in this house, and 86 deaths from cholera, 36 from diarrhœa, took place in the year.

The epidemic, which began at Selby in the latter part of 1848, prevailed until February 5th, and was fatal to some persons at Goole. In the Union workhouse of Howden, cholera was fatal to 10 persons between January 5th and February 11th. The epidemic was fatal at Gateshead in January and February; at Sunderland in March and April. The epidemic continued to prevail in Berwick-upon-Tweed; at Shorehouses, Spittal, a fisherman, his wife, and three children died of the disease between January 6th and 12th.

In *April* the epidemic very much subsided, and only 107 deaths were referred to cholera in England. There were no deaths from the disease upon the 8th, 14th, and 26th; the only days which enjoyed this exemption in the year. There were in the month only 9 deaths from cholera in London, and the mortality was chiefly in the north-western and northern divisions of England. In *May* the deaths from cholera were 327; the fatal period of the epidemic set in at Liverpool, and went on through *June*, when the deaths were 2046 in all England. South Wales was now suffering, and at the end of June the deaths from cholera rapidly increased in London. Some alarm was felt, but, practically, little progress was made in the sanitary defences of the country. This was adverted to in the Quarterly Return as well as the mortality which the epidemic might cause:—

"The epidemic cholera, which reached England in October, 1848, and is now causing many deaths in London, Liverpool, and other places, will, it is true, increase the general mortality in the months of July, August, and September as it did before; but the ravages of cholera, of typhus, and of the insidious influenza, which threaten the country, may be greatly mitigated if the same talent and energy are applied to the improvement of the public health, as have been applied to other great undertakings in which England has engaged.

"Registration did not exist in 1832; but it appears from the returns then made to the Board of Health, that in London 994 persons died of cholera in the first part of the epidemic, extending from February 14 to May 15, 1832; 4266 in the second part, extending from June 15 to October 31; and 15 in November and December. Allowing for defective returns in 1832, it is not probable that the fatality of cholera will be greater in 1849 than it was then; or that the danger will amount to more than

* Notes to Weekly Table, January 20th, 1849.

this, that for a few weeks an inhabitant of London will incur the same chance of dying in one week as he usually incurs in two or three weeks."—*Report for Quarter ending June 30th, 1849.*

The epidemic broke out at Gloucester in May; two cases were fatal on May 8th, in the sub-district of St. Nicholas. The disease spread, and continued through the following months; the last death occurred on November 11th. In the Union workhouse at Keynsham, which lies between Bristol and Bath, an agricultural labourer died on May 5th of a diarrhœa, said to be of 4 weeks' duration; on the same day a labourer, aged 32, died of cholera after 12 hours' illness. Between May 6th and May 12th, 9 more paupers died in the Union workhouse. On May 11th a solicitor in Keynsham died: the disease then attacked the other inhabitants of the place, and was fatal to 56 persons in May and June, 13 of whom died in the Union workhouse. Clifton and Bristol were attacked in June, the first case occurring at Bristol on June 1st. Cardiff, on the other side of the Bristol Channel, was attacked in May, and Merthyr Tydfil very fatally in June, a few cases only having happened in two sub-districts in May. The deaths from cholera in Liverpool were 18 in March, 19 in April, 96 in May, and 424 in June; in West Derby 6 in May, 92 in June. In Sunderland the deaths which had been 133 in March were 12 in April, 0 in May, 1 in June. Durham experienced the highest mortality in June; the deaths from cholera were 3 in March, 2 in April, 15 in May, 75 in June, 31 in July, 8 in August.

In the summer, the epidemic advanced rapidly; and in all England cholera was fatal to 7570 persons in July, 15872 in August, and 20379 in September; or dividing the quarter into weeks, the deaths in the 13 weeks from the 27th to the 39th inclusive, were 822, 1535, 2202, 2164, 2565, 2959, 4092, 3921, 4691, 7148, 5444, 3458, and 2724. The mortality was highest in the 36th week of the year, when cholera alone destroyed 7148 lives. On Wednesday, September 5th, it was fatal to 1120, on Thursday, September 6th, to 1121 persons. On these two days the epidemic was at its highest point. The deaths on August 31st were 570; the increase in September was remarkable: the deaths on Saturday, September 1st, were 739, and on the 9 days following 866, 888, 969, 1120, 1121, 1000, 992, 1058, 891. The fatality of the disease sensibly decreased on September 11th; on that and the 9 following days the deaths were 792, 793, 876, 731, 717, 644, 615, 604, 554, and 471, gradually subsiding to 380 on the last day of the month. The epidemic was at its maximum on August 11th in Wales, on September 4th in London, on September 5th–6th in the WEST-MIDLAND, the NORTH-WESTERN, and YORK DIVISIONS, on September 14th–15th in the NORTHERN DIVISION.

The decline of the epidemic was more rapid than its increase; while it was fatal to 20379 persons in September, 4654 died of it in October, 844 in November, and 163 in December. The mortality in October was chiefly in the SOUTH-WESTERN, WEST-MIDLAND, NORTH-WESTERN, YORK and NORTHERN DIVISIONS; in London, the SOUTH-EASTERN, the EASTERN, the NORTH-MIDLAND and WELSH DIVISIONS, the mortality was much less considerable: while 54 deaths from cholera occurred in England on the last day of October, 11 occurred on the last day of November; and on the last day of December 2 persons died, *one* in Shropshire, and *one* in Durham.

Diarrhœa was more fatal than cholera in the months of January, February, March, April, and May; in June the mortality from cholera was twice as great as the mortality from diarrhœa; in July, August, and September the mortality from diarrhœa and cholera increased; but the mortality from cholera became fourfold that from diarrhœa; in October it was only twice as great; in November the deaths from diarrhœa exceeded in number the deaths from cholera, and in December the deaths from diarrhœa were 592, from cholera 163. The annexed table (p. xxiii) exhibits the deaths in each month from the two forms of disease.

Many of the cases of diarrhœa were such ordinary cases as every year occur; but diarrhœa is one of the earliest and most common symptoms of cholera, and many cases differed only from cholera in the absence of "spasms," or of some of the striking rather than the essential symptoms. 12045 of the 18887 deaths referred to diarrhœa were in children under 5 years of age; and the symptoms of cholera as well as of other diseases at that early age undergo considerable modification.

DEATHS FROM CHOLERA AND DIARRHŒA in England, in each Month of the Year 1849.

	Jan.	Feb.	March.	April.	May.	June.	July.	August.	Sept.	Oct.	Nov.	Dec.
Cholera .	658	371	302	107	327	2046	7570	15872	20379	4654	844	163
Diarrhœa .	810	698	708	666	721	926	2124	3599	4928	2244	871	592
Cholera & Diarrhœa }	1468	1069	1010	773	1048	2972	9694	19471	25307	6898	1715	755

THE LONDON CHOLERA FIELD, 1849.

The distribution of the epidemic over the country may now be shown. London was the centre of a great system of attack which extended to Hertford and Hitchin, West Ham, Romford and Rochford on the north side of the Thames; to Dartford and Gravesend, Margate and Ramsgate, Dover, Croydon and Brighton, in Kent and Sussex.

The disease, like a smouldering fire, broke out as the temperature advanced in London. The return for the week ending May 12th "indicated a continued tendency in the public health to improve. The deaths from all causes were 905, or 58 less than the average; the deaths in the week following were 1033; the wind was S.W., rain fell to the extent of .67 inches, and the mean temperature of the air was 54°.9, which is 2°.6 above the mean temperature of the week. In all London, only *one* little girl, aged 5 years, died of cholera in 6 hours."*

In the week ending May 26th, the deaths in London were only 897. "The deaths are fewer than in the corresponding week of any former year since 1846." *Three* women, however, died of cholera; one in St. John, Westminster; one a milliner in a large house of business (246 Regent-street); and one, a tailor's wife, at the German Hospital, Dalston. Two children died of choleraic diarrhœa. The temperature was 56°.9, or 1°.9 above the average; the fall of rain was 1.37 inches.

In the week ending June 2nd, 895 deaths were registered; 9 from cholera. The mean temperature of the air was now 60°.3, of the Thames water 63°.5. The fall of rain was 1.6 inches; the wind sluggish N. and S.W. Negative electricity was exhibited during heavy rain on Monday; positive on Friday and Saturday. The deaths from all causes were 971; and 22 were by cholera in the week ending June 9th. The mean temperature of the air was 59°.7; the temperature of the Thames was 65°.7.

The deaths in the week ending June 16th were 912, which is less than the average number; while the deaths in the tubercular class, diseases of the nervous system, and diseases of the respiratory organs declined, zymotic diseases increased; and cholera was fatal to 42 persons. The temperature of the air was low, 53°.5; of the Thames 62°. The deaths in the next week were 985, only 22 above the corrected average; 49 were from cholera. The temperature of the air was 59°.2; of the Thames 62°.

In the week ending June 30th, 1217 deaths were registered; 124 by cholera. The cholera was by far the most prevalent on the south side of the Thames. The temperature of the air in the beginning of the week was much above the average; the temperature of the Thames was 66°.6 during the week.

The deaths in the week ending July 7th were only 1070; but cholera increased, and the deaths which it caused were 152. The mean temperature of the air was 62°.7; on Saturday the thermometer reached 82° in the shade, 103°.5 in the sun.

In the second week of July, the mortality first rose sensibly above the average; the deaths were 1369; and the increase was referrible to cholera, which was the cause of 339 deaths; 102 deaths of children under 15 years of age, 192 adults of 15 and

* The number of deaths cited in the weekly tables of London invariably refer to the deaths registered in the week. The deaths are registered at a certain interval after their occurrence; consequently the deaths registered in a week are not all deaths that occur in the week. The deaths occurring on every day are given in the subsequent tables.

under 60, and 45 of aged persons. The northern districts suffered least, the southern most. The air was stagnant, and the wind in the N.N.E.; the sky was cloudless, and no rain fell. The mean temperature of the air was $66^{\circ} \cdot 8$; of the Thames $68^{\circ} \cdot 7$.

The mortality increased, and the deaths from all causes were 1741 in the *third* week of July; 678 of the deaths were by cholera, 131 by diarrhœa. The high north districts still enjoyed comparative immunity (7 deaths from cholera); the hottest attack was directed to the south side of the Thames, where 443 of the deaths occurred. Poplar, in the east, suffered severely; 37 deaths from cholera were returned. The mean temperature of the week fell to $60^{\circ} \cdot 5$; the winds were stirring, the sky was overcast, lightning flashes were seen on the 19th and 20th; the thunder was followed by showers and heavy rain.

July 22nd to July 28. "Again the return indicates an increase on the excessive mortality of the previous week. The deaths from all causes rose to 1931; a number which is almost double the weekly average, and exceeds that of the previous week by nearly 200. Influenza in 1847 raised the mortality more rapidly; the deaths from all causes, in the first 4 weeks of that epidemic, were 1086, 1677, 2454, and 2416; while, in the 4 first weeks of the cholera epidemic, the deaths from all causes have been 1070, 1369, 1741, and 1931. The deaths from cholera are 783, from diarrhœa 224. The districts on the south side of the river still form the field on which the disease is most active. There is a slight decrease in the eastern districts." In the whole of the western and northern districts the deaths are only 68. Cholera is, for the first time, more fatal to females than to males; the deaths having been 383 males, 401 females. The mean temperature is $58^{\circ} \cdot 9$; the fall of rain in the week is $2^{\circ} \cdot 15$ inches. The wind is S.W., and moves at a rate of about 100 miles a-day. On the afternoon of the 26th a violent thunder-storm occurred, the flashes of lightning were vivid and in quick succession, followed by loud thunder at intervals of 15 to 20 seconds generally. Rain was falling heavily during the storm.

July 29 to August 4th. The deaths registered from all causes are 1967, from cholera 926. Diarrhœa has decreased; it is the cause of 179 deaths. "Other epidemics are under the average, except hooping-cough, which a little exceeds it." The epidemic is still chiefly on the south side of the Thames, where 621 of the 926 deaths occurred. The temperature of the air ($59^{\circ} \cdot 5$) still remains below the average.

The mortality from all causes increased little; and, in the week following, the mortality from cholera declined. The people generally were ready to believe that the epidemic was giving way; and the efforts which had been commenced without much vigour, and with little confidence in their efficacy by the local authorities, were suspended. Looking at the course of the epidemic in 1832, at the preceding low and now high temperature, at the field of operations which had hitherto been very much confined to the south side of the river, and were now extended to the north, it was evident that the danger was increasing, and that more active exertions were required. The registrars were requested to extend their returns; and the weekly tables were accompanied by such observations as, in the emergency, appeared likely to be useful and to save life.

The following extracts from the Weekly Tables exhibit the progress and effects of the epidemic at its height:—

August 5th-11th.—The deaths in London during the week ending Saturday, August 11th, are 1909. The mortality is somewhat less than it was in the previous week. The deaths from all causes in the last six weeks were 1070, 1369, 1741, 1931, 1967, and 1909; of which 393, 630, 1002, 1173, 1308, and 1185, were by diseases of the zymotic class. Small-pox, scarlatina, and hooping-cough are comparatively quiescent; typhus is more fatal than it was. The excess of 901 deaths over the average is due to diarrhœa and cholera, which were fatal to 173 and 823 persons. The deaths from cholera during the last six weeks were 152, 339, 678, 783, 926, and 823. The decrease is gratifying; but it is right to observe that the improvement is chiefly confined to West London, Poplar, St. George Southwark, Newington, Camberwell, and Lambeth. The deaths from cholera in the two last weeks were 29 and 48 in Wandsworth; 9 and 21 in Pancras; 4 and 14 in Islington; 3 and 10 in London City; 16 and 35 in Bethnal Green; 15 and 35 in St. Giles. The deaths from all causes on the north side of the Thames (1118) were 89 more than the deaths (1029) of the previous week. The parishes which have not yet been visited must be on their guard. Those in which the epidemic has partially subsided should redouble their precautions. The epidemic of 1832 broke out in three successive eruptions; the first commencing in February, was at its maximum in

April and subsided; the second rose rapidly from June to July, and sunk again down to the second week of August; its course was very much like that pursued by the present epidemic. The deaths returned by the parish clerks in the three weeks from July 17 to August 7, in 1832, were 968, 793, 661; which, allowing for the defects in their returns and for increase of population, are equivalent to 2323, 1903, 1586, or 5812 deaths in 1849, when the deaths registered in the corresponding weeks were 1931, 1967, 1909, or 5807 in the three weeks July 21st to August 11th. A third eruption in 1832 broke out at the end of August, and extended to the first weeks of September; a fourth in 1833.

It is satisfactory to find that the deaths of 819 out of the 823 persons who died last week of cholera are certified. They were seen by qualified medical attendants. But it is to be feared that the advice was not obtained in time. The accounts of the sudden stoppage of the epidemic by prompt medical treatment and the house-to-house visitation are perhaps over-coloured. But a mortality as high now as in 1832 should not take place: it may be prevented by improvements in the treatment—by arresting the premonitory symptoms—by still earlier attention to the general health. Medical men are called when the people are dying; but it is then too late. If the families of the middle and higher classes were seen at intervals during the epidemic by their medical attendants, and a corps of medical officers employed by the Guardians to visit the poor at short intervals, the present epidemic might very probably be cut short, and a third eruption be averted. The precise locality in which almost every victim of cholera lived is given in the present return under each district; would it not be practicable for the authorities to have all these and the neighbouring localities inspected? If this were done, and proper precautions taken, the tragedy of Albion-terrace, Wandsworth-road, where 17 persons died in two weeks in ten houses, could scarcely recur. The particulars of the 17 deaths will be found in the notes under Wandsworth and Clapham. Another case appears this week in the note under Hampstead. In the house, No. 6, Albion-terrace, Wandsworth, 5 deaths had been registered—a Wesleyan minister's wife, aged 59; his mother, 80; a widow, 49; and two old servants. This is all we learn from the Clapham Registrar. The Registrar of Hampstead adds, that, during the week, an aged man came with a friend to Hampstead for change of air,—breakfasted, dined, went to London to transact business at the Bank of England, and after his return seemed "pretty well." At six o'clock the next morning he felt ill, and had medical advice, but died in eight hours. This old minister was apparently the last of his family, for he had seen his mother, wife, and servants die before him in Albion-terrace, and could not fly from the poison which he carried in his breast. Such desolation could scarcely happen without great negligence on the part of the people themselves and on the part of the authorities.

August 12th-18th.—It is one of the characters of epidemic diseases, that in some years their fatality is inconsiderable, in other years excessive. Since 1832 and 1833, cases of cholera have appeared in the Tables,—but the deaths in the second week of August during the past five years have fluctuated from 1 to 23. In the week ending Saturday, August 18th, the deaths in London were 2230; of which 1230 were by cholera, 188 by diarrhoea. The deaths from all causes in the last seven weeks were 1070, 1369, 1741, 1931, 1967, 1909, and 2230; the deaths from cholera, 152, 339, 678, 783, 926, 823, and 1230. The deaths from cholera exceed those in the previous week by 407; but in that week the mortality declined. The population is about 2,206,000; so that nearly 1 in 1000 of the inhabitants now die weekly. The deaths from all diseases, except cholera, are 1000, which is the average number of the season; and 539 were at ages under 15, 256 at the ages 15-60, 205 at the age of 60 and upwards. Of the 1230 persons who died from cholera, 318 were under the age of 15, 721 were 15-60, and 191 were 60 and upwards: it carries off an excessive proportion of people in the prime of life. 597 males and 633 females died of the disease last week; at an earlier period of the epidemic, the deaths of males exceeded those of females. Of 6194 persons who have died of cholera in London since September 1848, 3524 have died on the south side of the Thames. It has now crossed the River. The mortality last week increased in the districts of St. George Southwark, Newington, and Lambeth: it broke out with extraordinary violence in Greenwich; and on the north side of the Thames—in Stepney, Shoreditch, and Bethnal Green—55, 98, and 125 deaths were registered. The deaths from cholera in the last two weeks were 35 and 125 in Bethnal Green, 21 and 98 in Shoreditch, 24 and 55 in Stepney, 42 and 76 in the districts of the East, West, and City of London, comprehending the jurisdiction of the City properly so called, 7 and 24 in Marylebone, 17 and 34 in Westminster district, 5 and 20 in Chelsea.

This excessive mortality must be viewed with great regret. Looking to the authentic reports of the effects of general sanitary measures, and of efficient medical relief placed within the reach, or carried to the homes of the people, it is quite evident that the measures now in operation are unequal to the emergency. The classes which have the greatest claim for public succour are not idle, habitual paupers, but the hard-working artisan: yet it is stated that in some parishes the arrangements are such that medical relief is not procurable directly from the district medical officers, who are, to the utmost extent of their powers, discharging their painful duties with praiseworthy diligence and humanity. In a disease which so often attacks in the night, and is fatal in twenty-four hours, the poor have to procure orders before they can be treated. Unless some change be made in these simple administrative arrangements, the mortality from cholera may be higher than it has yet been in London.

To render all the assistance which the registration system can afford for the discovery and removal of the causes of cholera, the Registrars were last week requested to state in each case—"whether the house or street in which the death occurred was close, ill cleansed, over-crowded, or otherwise unfavourable to health." The results will be found in the Notes [to the Weekly Table], which show, besides, the sex, age, profession, duration of disease, date and place of death—in every fatal case of cholera and of diarrhoea registered during the week.

August 19th-25th.—In the week ending Saturday, August 25th, the deaths registered in London were

2456; of which 1272 were by cholera, 240 by diarrhœa. The deaths from all causes in each of the last eight weeks were 1070, 1369, 1741, 1931, 1967, 1909, 2230, 2456; the deaths from cholera 152, 339, 678, 783, 926, 823, 1229, and 1272. Although the number of deaths last week is greater than any number yet recorded, it is gratifying to learn that active measures are now in actual operation, or commencing in every district, to combat the great epidemic which has already destroyed 7466 lives in London.

The energy with which parts of our institutions work makes the defects of the rest more evident. On August 9th last, a man was murdered in Bermondsey, and before his death, reported by the coroner, will appear in these returns, one—and it is probable both the persons charged with the murder will be in custody. Steam-ships, the electric telegraph, the heads of the police, and professional agents, specially chosen, were all employed to arrest the destroyers of this life; the columns of the newspapers were filled with the details of the death. On the same day a stock-broker died at No. 12, Albion-terrace, Wandsworth-road; a widow lady, and an old domestic servant at No. 6; in the five preceding days, in the same terrace, the daughter of a grocer, a child of 5 years of age, had died at No. 1; the widow of a coach-proprietor, and a commercial clerk, at No. 2; a gentleman's widow at No. 3; a surgeon's daughter at No. 4; a spinster of 41 at No. 5; the wife of a dissenting minister, his mother, a widow lady, and a servant at No. 6; a young woman of 21 at No. 10; a gentleman at No. 12, where the stock-broker died; a commercial clerk and a young woman of 19 at No. 13, where a young woman also died on July 28th; a gentleman's wife at No. 14, who had seen her daughter die there the day before. The 19 persons died of cholera, many of the inhabitants of the Terrace were dispersed; and the deaths of several have been registered elsewhere. "It appears," says the Registrar, Mr. Frost, "that at No. 13, where the first death occurred, and where 2 deaths were afterwards registered, the refuse of the house had been allowed to accumulate in one of the vaults (which is a very large one) for about two years, and when removed last week, the stench was almost intolerable, there being about two feet of wet soil, covered with maggots. The drains also had burst, overflowed into the tank, and impregnated the water with which the houses were supplied. On the back ground, in the distance, was an open ditch, into which nearly the whole of the soil of Clapham runs." As turpentine to flames, so is the exhalation of such cellars, tanks, and sewers, to cholera; it broke out—it diffused itself rapidly—it attacked many; and 19 inhabitants—after some hours of suffering, sickness, and spasms—expired.

The effects of decomposing refuse and water on health were well known—these fatal subsidies to cholera had been heard of every day; yet no steps had been taken for their removal from Albion-terrace in July—no medical police had interfered to disturb the contents of Mr. Biddle's cellar—and now the 19 masters, servants, parents, children rest in their graves, it appears to be taken for granted that blame attaches to nobody—to nothing—not to the householders themselves—to the Guardians of the district—to the institutions of the country! Such mean inanimate instruments of death can be invested with no dramatic interest; but fixing our eyes on the victims, it is well worth considering whether substantially it is not as much a part of the sound policy of the country that lives like those in Albion-terrace should be saved, as that the murderers of the man in Bermondsey should be hanged.

The revelations of the state of their districts in the Registrars' notes of this and last week prove that it will be no easy task—not to stay the plague of cholera for it will subside—but to remove the evils which make cholera and all epidemics fatal. The vast task of the physical amelioration of the population demands the energies of the best men in Her Majesty's dominions. When, in the country from which Asiatic cholera came, our armies seemed for a moment worsted, and the empire threatened, the great captain of the age is reported to have addressed to another the memorable words, "If you do not go I must." That enemy was distant. We have one now very near, in our streets, of which cholera, a servile minister, has destroyed already 7466 lives in London, and thousands more in the rest of the kingdom. Who will go out against this enemy? Is it too powerful or too feeble for the arm of the greatest? Will no glory crown its conquest? Is the country insensible to its magnitude? Will not all the national strength and resources be put forth to improve the hygienic condition of the people, and to rid England of the causes of the fatality of epidemics? This may yet be done by the Government, if aided by the force of facts, and of enlightened public opinion.

August 26th to September 1st.—The deaths registered in London in the week ending September 1st were 2796; of which 1663 were by cholera, 234 by diarrhœa. The mortality exceeds that of any previous week. The greatest number ever registered before in any week since 1840, was 2454 deaths, in the week ending December 4, 1847, when the last epidemic of influenza prevailed. In the cholera epidemic of 1832, the parish clerks, in the old Bills of Mortality, returned 1021 burials for the week ending August 28th; which, allowing for the defects in their returns, and for increase of population, are equivalent to 2450 deaths at the present time. The burials after that week in 1832 declined.

The mortality is nearly three times the average of the season, and is sensibly felt all over the metropolis; but the inhabitants of the north and west districts, and people in the distance, can yet scarcely form a notion of the suffering on the south side the Thames, and, since the middle of August, in the east districts. "The 12th, 13th, and 14th of August," says one of the Registrars of Bethnal Green, "will long be remembered in this neighbourhood, the outbreak of this fatal disease being without any adequate preparation; surgeons were wanted in many places at once: the hurried passing and repassing of messengers, and the wailing of relatives filled the streets with confusion and woe, and impressed on all a deep sense of an awful calamity."

Cholera has already destroyed, in this epidemic, *nine thousand one hundred and twenty-nine* lives in London.

As it is one of the purposes of the Registration Act to ascertain the "causes of death," and of the Weekly Tables, not to gratify idle curiosity, but to point these out to the public, the Registrars have been requested to give all the information they can respecting the state of every part of their districts. This

many of them have taken considerable pains to do, and their notes will, it is hoped, be found serviceable to the guardians and medical inspectors, now and at future times. For it is important to bear in mind that cholera only brings into a strong light the localities, which elaborate calculations in the Annual Reports prove are at all times fatal to the health and life of the inhabitants.

After the perils of this terrible week we seem to see land; but as many thousands of lives may be lost in an epidemic by negligence, so, many thousands may be saved by skill, vigilance, and energy—by more ample supplies of water—by the rapid removal of nuisances from the houses and streets—by the prompt administration of medical appliances and other comforts, by the active co-operation of the medical profession, of the Boards of Guardians, of employers, of every householder, of every individual, with the Board of Health and health officers.

On the day the above remarks were written, Tuesday, September 4th, the mortality in London was highest; 336 persons died of cholera during the day, 314 died on Wednesday, 297 on Thursday, 284 on Friday, and 311 on Saturday. As the decline of the epidemic was slow, and the registration takes place 3 or 4 days after death, the return for the week ending September 8th was heavier than the return on the week preceding. The mortality was now 3 times as high as the average; many people had lost friends or acquaintances that they had lately seen alive: and the uninterrupted increase inspired feelings of terror in some minds—a general uneasiness in all. Under these circumstances it was deemed right to advert to the epidemic's decline, which its previous course, the law which governs its progress, its actual operations, and the season of the year—all rendered probable, and next to certain.

The natural tendency of the public mind is to make no timely provision against distant dangers, and to exaggerate dangers present; apathy had now given way to excitement, which the announcement of the next week was unfortunately calculated to increase.

September 2nd to September 8th.—The Bills of Mortality were commenced in the reign of Queen Elizabeth; and ever since the year 1603, have been published by authority in London. In this respect the English metropolis stands alone; no Weekly Tables of the causes of death of every inhabitant are published in the capital of any other European state. Various motives for the measure have been assigned; but the fact of continuous publication, from a period anterior to the appearance of newspapers and gazettes, is remarkable and characteristic. It may be fairly referred to the natural inclination of the English people, when they are in trouble, to know the truth; and to see in figures the precise extent of their losses; although at times the sight might well make the courage of the bravest quail. On the Continent "precautions have been used" in publishing the mortality of cholera in 1849; and the deaths from all causes have not yet been made known. The parish clerks of London in the seventeenth century, when the plague was at its height, counted the deaths and recorded their supposed causes; and the citizen, when the death-cart traversed the streets, anxiously studied the bill, surrounded by its gloomy symbolical border, announcing 8297 deaths in a week out of a population of 600,000. In the hands of Price, Heberden, Willis, Bateman, and other statisticians, these records have disclosed the laws of mortality, and the causes of the insalubrity of the present cities.

One of their immediate advantages, however, is the evidence which they furnish that the most fatal and threatening plagues go through, with some perturbations, certain prescribed orbits; and after raging for a given number of weeks, disappear. Plague, influenza, and cholera have been vanquished before; and to despair now would be as unreasonable as it was in the beginning of the year to deny that the cholera epidemic was impending. Those officers who are struggling with the triumphant enemy under every disadvantage will yet be victors; for if they have art, they have also nature on their side.

The mortality in the week ending Saturday, September 8th, declined in the west and east districts of London, and increased slightly in the north and central districts, so that the deaths registered (1741) on the north side the Thames were 19 less than in the previous week. It was otherwise on the south side the river, where the deaths registered in the week were 1442! The total deaths registered in London were 3183; of males, 1460; females, 1723. The deaths of females exceeded the deaths of males by 263; the reverse of the usual proportions. The deaths from cholera were 2026; the numbers decreased in the districts of Shoreditch, Bethnal Green, Whitechapel, Stepney, Westminster; increased in Bermondsey, St. George Southwark, Newington, Lambeth, Wandsworth, Camberwell, and Rotherhithe. The epidemic, which had been partially subdued, broke out again with terrible violence in Lambeth, where 279 persons died of cholera in the week.

Mr. Daws, one of the Registrars of Lambeth, who has made careful inquiries on the subject, says: "*At least half the cases I have registered were allowed to proceed unchecked, until the most alarming and dangerous symptoms had manifested themselves; but lately more circumspection seems to have been used.* Nevertheless, the cases are still numerous, in which persons seem (from the painless nature of the attack) to be unconscious how highly necessary it is that immediate attention should be paid to it." People are so much accustomed to associate danger exclusively with pain, that the most fatal symptom unaccompanied by pain is neglected. They must, however, be taught to look upon painless diarrhoea with the anxiety that people in the plague looked upon the swellings, called tokens—which were also painless—but with less fear; for the premonitory symptom now seems to be sent not so much to announce death as to give timely warning, and to call attention to that stage of the malady in which medicine can heal.

As medical skill is of most avail at the beginning and end of a fever, as the effect of the engines is most conspicuous at the outbreak and end of a conflagration, and as most energy is demanded when the wreck nears the shore, so it is in an epidemic; which, if it has not been checked at first, may yet be cut short, and combated with effect, as it declines. None of the measures of relief in any district should therefore be discontinued, but be prosecuted with redoubled vigour, until it has been completely subdued; and the districts which have not yet suffered greatly should immediately complete their preparations. For the time is short; the evils of delay irreparable.

September 9th to the 15th.—A daily return of the fatal cases of cholera and diarrhœa was now made to the Registrar-General. The particulars of all the deaths from these causes on Monday, September 10th, were printed on Tuesday, September 11th, and thus facilitated the house-to-house visitation, which had been set on foot by the Board of Health, and was efficiently carried out in several districts. The mean temperature, which in the two previous weeks had been $64^{\circ} \cdot 0$ and $64^{\circ} \cdot 1$ fell to $56^{\circ} \cdot 5$. The wind, which had been north, blew from the south-west. Electricity was as it had been for the two previous weeks, positive and stirring; frequent flashes of lightning were seen during Monday, Tuesday, and Wednesday evenings. The sky was often overcast, and showers fell.

The deaths in the week fell to 2865; of which 1682 were by cholera, 280 by diarrhœa. From this date the epidemic rapidly declined: the deaths from all causes in the 8 weeks following were 1981, 1616, 1290, 1075, 1028, 902, 837, and 893; the deaths from cholera in the same weeks were 839, 434, 288, 110, 41, 25, 11, and 6. The remarks in the table of this last week are:—

In the week ending Saturday, November 10th, the deaths registered in the metropolitan districts were 893; a number which shows an excess of 56 on the return of the previous week, but a reduction of 269 on the corrected average of five autumns. If the present return be compared with that made in the same week of each of the years 1840-8, it will be found that, with but one exception (in 1841, when the deaths were 841), the mortality ranged formerly from 910 to 1165, and therefore was considerably higher than in last week, though the population in those years was less. The increase of 56 now observed on the week ending November 3, partly arises from pneumonia and bronchitis, the deaths from which become more numerous as the winter advances, having been 104 in the previous week, 127 in the last. The total number of deaths from cholera in the week was only 6 (5 less than in the previous week); in the same week of 1848 there were 62. The steady decline of diarrhœa and dysentery is shown by the numbers of the last five weeks, which were respectively 105, 63, 51, 40, and 29. A boy died of diarrhœa in Peterborough-row, Fulham, whose father had been carried off by cholera in September; a boy of the same disease at Brudenell-place, New North-road, from an unwholesome condition of the house; and a girl at Maidstone-place, in the house in which a death from cholera, reported in the former week, occurred, and in a locality then described as "low and ill-drained." Of the 6 deaths from cholera, one occurred at Water-lane, Homerton; one at Weatherhead-gardens (Hackney-road), a place low, undrained, and drenched by waste water; one in Christchurch, St. Saviour; one at Drummond-road, St James, Bermondsey; one in Walworth; and one in Lambeth. A death from apoplexy, on which an inquest was held, occurred in Huntingdon-street, Hoxton. The deceased was a female of 65, who for the last four years had lived in an underground cellar, which is only 11 feet in length, 8 feet 6 inches in width, 5 feet 9 inches in height, and sunk 5 feet 7 inches below the surface of the street. A small window scarce gives light or ventilation, and "the walls" (says the Registrar) "are so damp that you might brush the water from them."

The mean daily reading of the barometer was above 30 inches on the last three days of the week. The mean of the week was $29 \cdot 732$. The temperature on the last three days was considerably higher than the average of the same days in 7 years. The mean of the week was $50^{\circ} \cdot 2$, which is higher than the average by $4^{\circ} \cdot 1$.

In the three last months of the year 1848, 478 persons died of cholera; which in the year 1849 destroyed 14137 lives in London. In the year 1849 not less than 3899 deaths were referred to diarrhœa. The deaths from the two causes were 18036. One in 161 of the inhabitants was cut off by the epidemic in its severest form. Of every 10000 persons living 62 were killed by cholera, 17 by diarrhœa.*

While London was suffering, all the region round was assailed; all the country in the basin of the Thames, Suffolk, Norfolk, the south midland counties, and Sussex, were involved in the attack. Some districts suffered severely, others escaped entirely, or, taking the population into account, only lost an inconsiderable number of lives. The scale on which the mortality is measured is 10000 living, and the deaths in London by cholera out of this number were, as we have seen, 72; in all England, 33. The

* See Table, p. cxxx, where the mortality of districts in which cholera was most fatal is given, derived from the population enumerated March 31, 1851. The mortality of these districts is frequently alluded to.

population of 1841 is the basis of the calculations; and where the range of mortality is so great as it is in this case, the variation in the rates of increase of population will not materially affect the results. In the metropolitan districts of Surrey the mortality from cholera ranged from Rotherhithe 253 (in 10000 inhabitants is understood throughout) to Wandsworth 122: out of London, the districts of Epsom, Guildford, Farnham, Dorking, Reigate, and Godstone lost only 4 to 6 (in 10000); Hambleton and Farnborough lost none; Croydon 34; Richmond 35, Kingston 13, and Chertsey 24, the three latter districts lying on the south bank of the Thames. In Middlesex, on the north side of the Thames, Brentford lost 50, Staines 31; Uxbridge 21, Hendon 9, Barnet 20, Edmonton 24. In Hertfordshire, the districts of Hertford and Hitchin suffered severely; 57 in 10000 were destroyed. Hertford is on the River Lea and near the source of the New River; Hitchin is further north, and is interspersed with hills; 24 deaths from cholera took place in the Hitchin Union workhouse. The first case at Hertford was in the Union workhouse; many of the deaths took place in the county gaol, at Butcherley Green and at Old Cross. In the Watford district 25, Hemel Hempstead 18 (in 10000) died of cholera. In Bishop Stortford, Royston, Hatfield, St. Alban, and Berkhamstead the mortality was inconsiderable, ranging from 2 to 7 in 10000. The mortality was equally low in the districts of Buckinghamshire, except Eton, where 20, and Wycombe, where 31 in 10000 died (chiefly at Great Marlow and High Wycombe). The latter districts are on the Thames. Windsor lost 28, and, ascending the Thames, Abingdon 18, Headington 22, Oxford 22, Witney 14. At Wokingham, Bradfield, Wallingford, Woodstock, Faringdon, and Cirencester in Gloucestershire, near the source of the Thames, the mortality was inconsiderable, not exceeding 2 in 10000. The counties of Northampton and Huntingdon escaped with few deaths; at Northampton 17, Hardingstone 28, Peterborough 19 in 10000 died. Hardingstone adjoins Northampton; the first case occurred in a boatman; 20 of 24 deaths from cholera in this district took place at Piddington. In Bedford 12, in Biggleswade 14 in 10000 died; the rest of Bedfordshire lost less than 2 in 10000. In Essex, descending on the north side of the Thames, West Ham lost 50, Romford 67, Orsett 28, Rochford 66, Maldon, round the Blackwater River on the east coast, 15, Tendring 27 in 10000. Tendring includes Harwich, where nearly all the cases occurred, chiefly in the families of mariners, fishermen, and dredgers. The population of Harwich was 3829 in 1841, of whom 69 died of cholera; 25 in the week ending September 8. The rest of the county of Essex—except Epping, where 13 in 10000 died—suffered inconsiderably. The same may be said of the whole of the counties of Suffolk and Norfolk. Some districts of Suffolk had no deaths; others had 1 or 2 in 10000; Ipswich lost only 7 in 10000 by cholera, but suffered severely from diarrhoea; Wangford 7, Mutford 16 in 10000. The deaths in the latter district were chiefly at Lowestoft, which is included in the port of Yarmouth. In Yarmouth itself 36, Norwich 6, Mitford 7 in 10000 died. Two parishes in Dorking have already been referred to, p. xxi. Buxton, a parish in the Aylesham district, suffered from a similar circumscribed attack. Norwich and Kings Lynn and Yarmouth suffered a good deal from diarrhoea. In five districts of Norfolk no deaths were referred to cholera, in all the rest except those already named the mortality was inconsiderable. In Cambridgeshire, North Witchford lost 58, Whittlesey 17, Wisbeach 44 in 10000: like Peterborough they are marshy and unhealthy districts, lying about the embouchure of the Ouse and the Nene. The rest of the districts of Cambridgeshire suffered little. Gamlingay in Caxton was the seat of one of the circumscribed attacks, fatal to 12 persons. In Kent, the districts on the south bank of the Thames, and the coast down to the North Foreland, suffered from the epidemic; the deaths in 10000 were, in Dartford 46, North Aylesford (containing Northfleet) 50, Hoo 25, Medway (including Rochester and Chatham) 34, Milton 59, Sheppey (including Sheerness) 50, Faversham 10, Blean 17, Thanet (including Margate and Ramsgate) 65. Of the districts on the coast from the Isle of Thanet to Dungeness, Dover alone was attacked with any severity. The attacks were often circumscribed: thus of 117 deaths in Dartford, 35 occurred in the parish of Crayford, 17 deaths in the Union workhouse Dartford, and 20 at Waterside. At Dartford a labourer, his wife, and four children were cut off by the pestilence. At Gravesend 196 deaths from cholera were registered; 26 of persons who died on board vessels lying off Gravesend, 34 in the workhouse, 9 in

Passengers'-court, and 8 in Kempthorne-street. "The whole of the surface and underground drainage falls into rudely-constructed cesspools." Of 73 deaths from cholera in North Aylesford 32 were at Northfleet. All the districts in the interior of Kent escaped with few or no deaths. But in Loose, a sub-district of Maidstone, 43 deaths occurred in the parish of East Farleigh, chiefly among the Irish hop-pickers. The remaining deaths in Maidstone amounted to 55. The decrease of the mortality on the high grounds of the county is shown by the districts traversed by the River Medway; ascending that river, in Sheppey the mortality in 10000 was 50, Milton 59, Medway 34, Malling 11, Maidstone (including the hop-pickers at Loose) 30, Tunbridge 8, Seven-oaks 2.

In Sussex only three districts lost more than 10 in 10000 of the inhabitants; namely, Hastings, where 34, Brighton, where 41, and Steyning, where 17 died of cholera to every 10000 inhabitants enumerated at the previous census. In Cuckfield there was a circumscribed attack.

83; 3 *Cuckfield*; *Hurstperpoint*. Pop. 5711. Cho. 14. Diarr. 5.—The whole of the deaths from cholera took place at Pyecombe (one of 7 parishes forming the sub-district), where the epidemic broke out with great malignancy in June. Its first victims were three children of labourers, on the 20th, and a fourth on the 22nd. Four cases terminated fatally on August 1st, and 2 on the following day; a shepherd died on the 6th, and his widow on the 10th. The recorded duration of attack was in some instances remarkably short—4, 5, and 6 hours—7 hours being the average.

On this wide field, extending over the counties of Middlesex, Surrey, Kent, Sussex, Berks, Hertford, Buckingham, Oxford, Northampton, Huntingdon, Bedford, Cambridge, Essex, Suffolk, and Norfolk, the epidemic committed great ravages: and 18502 lives were destroyed by cholera alone. But its successes were only partial; of 2415159 persons and more living, 16285 lost their lives in 36 London and 18 country districts, having an area of 1144 square miles; while only 2217 persons died in a population of 2843183 on 13370 square miles. The poison, or whatever it was, pervaded the whole field; for in almost every district it caused one or more deaths, either in the aggravated form or in the masked shape of diarrhœa.

PORTSMOUTH CHOLERA FIELD.

Portsmouth, Southampton, and Salisbury, formed the basis of a less extensive attack; but to 10000 living enumerated in 1841,* Portsea Island lost 107, Alverstoke (Gosport) 93, Southampton 88, the adjoining district of South Stoneham 27, Romsey 14, the Isle of Wight 36 (where nearly all of the deaths occurred in the low ports on the north slope of the island, in Cowes, Newport, and Ryde), Winchester 18, Salisbury 174, the two adjoining districts of Alderbury 19, Wilton 12, Devizes 30. In all the other districts of Hampshire and Wiltshire the mortality was inconsiderable, although nearly all were visited in one form or other: 1251 deaths occurred in Portsea Island, Alverstoke, Southampton, the Isle of Wight, and Salisbury, to 145711 living in 1841, on an area of 163 square miles; while on the rest of the two counties only 309 died of cholera to a population enumerated in 1841 at 449109 on an area of 2584 square miles: so circumscribed was the fatal working of the malady.

PLYMOUTH CHOLERA FIELD.

Plymouth is the centre of a cholera field which extends along the southern coast of England from Purbeck Bay, in Dorsetshire, to the Land's End. No deaths from cholera were registered in Shaftesbury, Sturminster, Blandford, Wimborne, or Beaminster districts, in the interior of Dorsetshire; one death was registered in Sherborne, and one in Wareham, on the coast. In Dorchester, separated from the sea by the Black Down, 16 deaths occurred, 10 at Fordington, 2 at Holloway-row, 1 at Bohmston Stinsford, 2 at Piddletown, 1 at Stafford; 11 deaths were recorded at Bridport on the coast; and at the ports of Poole and Weymouth the mortality was 26 and 32 in 10000. Proceeding along the sea-side districts of Devon, certain small detached places on the coast were visited severely: thus at Torquay there were 72 deaths, Brixham 75 deaths; 11 at South Brent, 13 at Modbury; in Exeter the deaths were 44, the mortality 14 in 10000. At Plymouth, East Sonehouse, Stoke

* A Table of the Mortality in many of these districts, calculated from the population enumerated in 1851, is given at page cxxx.

Damerel, and the surrounding districts of Plympton St. Mary, Tavistock, St. Germans, and Liskeard, round the harbour—the Tamar and the Tavy—2381 cases of cholera were fatal.* The mortality in the 4 districts lying against the sea was excessive, and approached 2 per cent. of the population. Whole families were swept away. Many emigrant ships sail from Plymouth, and others touch there. The epidemic was diffused among the unhappy emigrants, and many perished. The "American Eagle," on board of which 6 deaths from cholera occurred, attracted attention at an early period, and was visited by officers of the Board of Health. The healthy districts of North Devon had few or no deaths. Barnstaple and Ilfracombe were exceptions; these two ports had several deaths, which made the mortality from cholera in the Barnstaple district 14 in 10000. This belongs properly to the Bristol Channel field. The action of the epidemic was prolonged down the south coast of Cornwall, and fell with intense violence on certain spots. At Mevagissey, in St. Austell, 126 deaths from cholera were recorded out of a population in 1841 of 2310. The mortality of St. Austell was 43, Truro 19, Falmouth 34, Redruth 28, the Scilly Islands 15 in 10000. The districts of Stratton, Camelford, Launceston, Bodmin, St. Columb, Helston, and Penzance escaped: the mortality in these large and populous districts was quite inconsiderable.

BRISTOL CHOLERA FIELD.

The country on both sides of the Bristol Channel was attacked by the epidemic. Bristol was one of the centres of attack; Merthyr Tydfil, in Glamorganshire, the other. Bristol is surrounded on the north side by the Clifton district, which extends to the Channel; and is separated to the south from Bedminster, in Somersetshire, by the river Avon. The mortality in the Bristol district was 90, the Clifton district 75, the Bedminster district 74 in 10000. Ascending the Severn, the mortality in the Thornbury district was 5, in Dursley 35, Wheatenhurst 21, Gloucester 44, Tewkesbury 39. Here it may be convenient to trace the epidemic up the Severn, out of the bounds of the Bristol field, through Worcestershire, Shropshire, and Montgomeryshire. The mortality in Upton-on-Severn was 8, Worcester 16, Martley 8, Droitwich 13, Kidderminster 4, Bridgenorth 47, Madeley 23, Shrewsbury 54, Atcham 8, Montgomery 18, Newtown, extending up to the sources of the Severn, 3. Nearly all the deaths in the Dursley district occurred at Wotton-under-Edge and Kingswood, among labourers, weavers, and their families. Of the 13 deaths from cholera in Upton-on-Severn, 8 were in the Union workhouse. The Bridgnorth district consists of three sub-districts: in the Bridgnorth sub-district, with 6199 inhabitants, 70 deaths occurred, in Worfield 5, in Chetton none. Of 15 deaths in the Atcham district, 13 occurred in the Union House at the Cross Houses; 34 of the 37 deaths in the Montgomery district were in Pool. None of the other districts of Gloucestershire, Worcestershire, Shropshire, or Montgomeryshire, were assailed with any sensible effect by the epidemic, if we except Stourbridge, which is involved—as well perhaps as Madeley, Bridgenorth, and Shrewsbury—in the Wolverhampton field. No deaths were returned in the districts of Tetbury, Northleach, Stow-on-the-Wold, Winchcomb, in Gloucestershire; in any district of Herefordshire, except Leominster, where 1 death from cholera was recorded; in Ludlow or Clun, in Shropshire; in Evesham, Tenbury, or Pershore, in Worcestershire. All these districts escaped. The deaths from diarrhoea in Hereford were 21; in the other districts few or none. In Northleach, having 10661 inhabitants, in 1841, no death either from diarrhoea or cholera was registered.

In Somersetshire, proceeding from Bedminster, the mortality was 35 in 10000 in Keynsham, 13 in Bath, 39 in Clutton, 13 in Wells, 23 in Shepton Mallet, 74 in Bridgewater on the Parrot, and 18 in Taunton on the Tone, which flows into the Parrot. In Langport, higher up the Parrot, no death from cholera was registered; and generally the interior districts, as well as Williton and Wellington on the Channel coast, leading to the healthy districts of Exmoor Forest, were left unscathed.

Crossing the Bristol Channel, we arrive in Glamorganshire on—

* See an exceedingly interesting and instructive account of the epidemic in a sub-district of Plympton St. Mary, by A. C. Maclaren; "McCulloch and Maclaren on Cholera," 1850.

THE MERTHYR TYDFIL CHOLERA FIELD.

In the Cardiff district, embracing the feet of the great coal and iron district, the mortality was 90 in 10000; Merthyr Tydfil, further in the interior, 234; in Bridgend, lower down the Channel, the mortality was 41, Neath 169, Swansea 68. Round Carmarthen Bay, in Carmarthenshire, the mortality in Llaunelly was 22, in Carmarthen 38 in 10000; in the interior, Llandilofawr 23, and Llandovery 10 in 10000. Ascending the Usk, Newport lost 75, Pontypool 28, Abergavenny 86, Crickhowel 54, Brecknock, round the sources of the Taf and the Usk, 4 in 10000 inhabitants. The districts on the lower section of the Wye, which enters the Severn above the Channel, suffered little more than Herefordshire and Radnorshire; the deaths in the Chepstow district were 1, Monmouth 9 in 10000. A few deaths from cholera were registered in Pembrokeshire. No deaths from cholera, few from diarrhoea, were registered in Cardigan, Newcastle-on-Emlyn, Aberayron, Aberystwith or Tregaron, in Cardiganshire; Presteigne or Rhayader, in Radnorshire; Machynlleth, in Montgomeryshire; Llanrwst, in Denbighshire; Bala or Dolgelly in Merionethshire; Conway, in Carnarvonshire. Except the districts named, Holywell and Flint, on the Dee, Amlwch and Holyhead, in Anglesea, were the only districts in Wales where cholera produced any number of deaths.

In *Cardiff* 2 male infants died of cholera on January 3rd and February 11th, after attacks lasting 12 days and 3 days respectively: epidemic cholera did not appear until May 13th, when it was fatal to a navigator, aged 19, at 39 Bridge-street, after an attack of 24 hours' duration, preceded by diarrhoea for 3 days. Towards the end of May a considerable increase of mortality took place, and the epidemic was at its height on June 7, when 14 persons died, and during the month it was fatal to 135 persons. The Registrar of the Cardiff sub-district, in his return for the quarter ending June, 1849, in alluding to the increase of the number of deaths, says:—"This mortality may in some degree be ascribed to inadequate drainage, partly to the letting out of a canal which passes through the town, thereby exposing the mud and matter at the bottom to the action of the sun, but still more to the very crowded state of the streets and houses in the poorer localities, to which the disease (cholera) has thus far chiefly confined itself." In July the number of deaths fell to 69, but rose again to 91 during August; in September 55 persons died; in October 3; and the epidemic finally disappeared after being fatal to a labourer's widow, aged 83, at Great Frederick-street, on November 19, and to a carpenter's son, aged 5 months, at Homfray-street, on December 7th. During the year 1849 cholera destroyed 396 lives (206 males; 190 females), being at the rate of 90 deaths to every 10000 persons living. Diarrhoea was fatal to 75 persons (43 males; 32 females), being at the rate of 17 to every 10000 persons living.

Merthyr Tydfil, with the exception of Hull, suffered more severely from cholera than any district in the kingdom. Its first appearance was on May 21st, when a labourer's son, aged 4, died after an attack of 14 hours' duration, at Heolgyllor, and by the end of the month it was fatal to 16 persons. In June a rapid spread of the epidemic took place; on June 7th and 9th the daily deaths amounted to 22, and 349 persons died during the month. In July the number of fatal attacks was 539, and as many as 32 persons died on July 26. In August the epidemic was at its height; the daily mortality reached 36 on August 2nd; as many as 30 died on August 15th; during the month it was fatal to 548 persons. In September the deaths fell to 190, and further declined to 37 in October. In November 3 persons died; the last fatal case being that of a miner's widow, aged 73, at Fynnon Tydfil, on November 21st. The following places suffered severely from cholera:—Pont-y-Pridd, Llanwmon; Pedwranfach; Caedraw; George Town; Market-field; Pont-y-Storehouse; Penydarran; Cae Pant Twyll; Quarry-row; Cefn Coed, Cymmer; Fynnon Tydfil; New South Wales, Dowlais; High-street and Well-street, Dowlais; Hirwain, Penderyn. Cholera was fatal to 1682 persons (884 males; 798 females), being at the rate of 234 deaths to every 10000 persons living; diarrhoea was not fatal to more than 97 persons (53 males; 44 females), being at the rate of 14 deaths to every 10000 persons living.

In *Neath* 2 persons died of cholera in February 1849; but it was not until May

21st that the epidemic began to be fatal, when it appeared among the labouring population at Aberdylais, Blaen Louddan. Throughout June the epidemic prevailed, and 80 persons died during the month. After the first week of July a rapid increase of mortality occurred; on July 17th as many as 18 persons died, and on several days it was fatal to 16 persons daily; during the month 296 deaths took place. The mortality continued high during the first three weeks of August, and the deaths in the month amounted to 260; the deaths declined to 84 in September, and to 10 in October. The last fatal attack took place on November 10th, when a labourer, aged 47, died after an illness of 13 hours, at Lowlase, Llansamlet Higher.

During the year 1849 cholera was fatal in Neath to 738 persons (353 males; 385 females), being at the rate of 169 deaths to every 10000 persons living. Diarrhœa destroyed 61 lives (28 males; 33 females), being at the rate of 14 deaths to every 10000 persons living.

A table is given in another part of the Report showing the progress of the epidemic during each day of its prevalence in the districts of Cardiff, Merthyr Tydfil, and Neath.

THE WOLVERHAMPTON CHOLERA FIELD.

At the southern extremity of Staffordshire, on a space 12 miles square, 3275 persons died of cholera and of diarrhœa. The mortality from cholera was in the district of Wolverhampton 137, Walsall 54, West Bromwich 48, Dudley 48, Stourbridge extending into Worcestershire, 65 in 10000. It is the Midland coal-field. The Potteries to the north, comprising Wolstanton, Stoke-upon-Trent, and Newcastle-under-Lyme, where the mortality was considerable, and Nantwich in Cheshire, Shrewsbury, and Bridgenorth to the west, Coventry to the east, may be considered out-lying districts, connected more or less with this field, which is in direct communication with Liverpool and Manchester. The field is near the centre of England; and it is worthy of remark, that the outbreak of the great epidemic may be set down so late as July for Wolverhampton, August for the other central districts. The districts immediately surrounding those infected escaped unscathed: thus the mortality in 10000 was only 5 in Penkridge, 2 in Lichfield, 2 in Tamworth, 2 in Burton-on-Trent, 1 in Cheadle, 1 in Leek, 4 in Stone, 1 in Stafford. In Uttoxeter, with 14932 inhabitants, no death from cholera, and only 1 from diarrhœa occurred. Warwickshire, with the exception of Coventry and Foleshill in its vicinity, suffered as little as the exempted districts of Staffordshire; the mortality from diarrhœa in Birmingham and Aston was however considerable. In Atherstone and Solihull there was no death from cholera; in Meriden 1, Nuneaton 2, Rugby 1, Stratford-on-Avon 2, Alcester 1, Shipton-on-Stour 1, Southam 1. Rutlandshire and Leicestershire enjoyed an extraordinary immunity: in Melton Mowbray there was no death from cholera, only 8 from diarrhœa; in Leicester 2 from cholera, 75 from diarrhœa. Six of the districts of Lincolnshire scarcely suffered at all; the deaths ranged only from 1 to 3 in 10000. Gainsborough, on the Trent, flowing into the Humber, was visited heavily; the deaths from cholera were 246, diarrhœa 63; the mortality from cholera was 91 in 10000. Caistor lies south of the Humber over against Hull, and the mortality was 11; in Glandford Brigg 9 in 10000. In Lincoln the mortality was only 2 from cholera, 12 from diarrhœa in 10000. Nottinghamshire escaped with few deaths; the mortality from cholera was in East Retford 10, Newark 10, Bingham 9, Basford 7, Radford 3, Nottingham 3 in 10000. In Nottingham the mortality was 18, in Radford 17 in 10000 from diarrhœa. In the district of Southwell, including part of Sherwood Forest, no death from cholera occurred among the 25014 inhabitants. Derbyshire suffered still less than Nottinghamshire; the mortality in the district of Derby was 5 in 10000 from cholera, 11 from diarrhœa. In the rest of the county the mortality was inconsiderable.

THE LIVERPOOL CHOLERA FIELD.

The epidemic fixed itself firmly in Liverpool as early as March, and around this centre infested several of the districts of Cheshire and Lancashire; the mortality diminishing in the distance. Thus the mortality in 10000 was 167 in Liverpool, 82 in West Derby, 40 in Prescott, 22 in Ormskirk, 5 in Wigan, 19 in Warrington,

4 only in Leigh, 13 in Bolton, 7 in Bury, 7 in Worsley. Here the epidemic assumes a somewhat more severe form; the mortality was at the rate of 40 in 10000 in Manchester, 28 in Salford, 30 in Chorlton. The mortality was 27 in 10000 in Lancaster: in the remaining districts the mortality was inconsiderable. Crossing the Mersey, the mortality in 10000 was 44 in Wirral, including Birkenhead; 19 in Great Boughton, including Chester, on the Dee; 36 in Runcorn, on the south bank of the Mersey; 16 in Northwich, on the Weaver, flowing into the Mersey. In Stockport only 8, Macclesfield 6, Congleton $\frac{8}{10}$ in 10000 died of cholera.

It will be right to give here a more particular account of the ravages of the epidemic in the populations of Liverpool and Manchester.

Liverpool suffered two visitations of epidemic cholera; the first was comparatively slight, prevailing from the end of July to the close of 1848, and was fatal during that year to 33 persons, of whom 12 were males and 21 females, mostly children of labourers and artisans. In 1849 no fatal attack is recorded until January 9, when a widow, aged 76, died at No. 1 Court, Upper Pownall-street, of cholera and consecutive fever, 7 days' duration. On January 15th, a sawyer's wife, aged 44, died at 32, Eldon-street; the death of her husband followed, on January 21st, after an attack of 19 hours' duration. The next two cases occurred at 14, Hornby-street, on January 29th and 30th, of a sawyer's wife, aged 42, and an unmarried female aged 21. Diarrhœa was fatal to 29 persons during January. In February 7 deaths took place from cholera, occurring at intervals of a few days. Diarrhœa, which became more prevalent towards the latter part of the month, destroyed 36 lives. In March the deaths from cholera increased to 18, chiefly occurring in the courts of Arley, Oriel, and Chisenhall-streets, and also in the workhouse in the Mount Pleasant sub-district. The first death in the cholera hospital, Queen Anne-street, was on March 1st, when a labourer's wife, aged 30, died, after an attack lasting four days; and another labourer's wife, aged 30, died in a van near the cholera hospital on March 25th. Diarrhœa remained nearly stationary during this and the two following months. In April there were 19 deaths from cholera, 5 of them occurring in the cholera hospital, Queen Anne-street, and 3 in the workhouse. In May the mortality from cholera increased to 96, and the epidemic had now completely established itself, increasing daily in each of the sub-districts. In June 424 fatal attacks are recorded, and the daily number varied from 5 on June 6th, to 25 on June 29th. In July 1085 were added to the deaths previously recorded. On one day, July 18th, the number of fatal cases was 59, the average during the month being 35 daily. In August the epidemic greatly increased, and the daily mortality reached 84 on August 13th, this being its maximum. Its decline now became perceptible, although it was not regularly progressive. Thus the deaths declined to 31 on August 30th, and afterwards increased for a few days, until, on September 5, no fewer than 66 deaths took place. From this point its decline became more steady, the deaths, which amounted to 1575 in August, were reduced to 874 in September, and further declined to 62 in October, 58 of which took place prior to October 12, when the epidemic, which had been so fearfully prevalent among the labouring, maritime, and trading classes, might be regarded as at an end, 2 deaths only taking place in November and 6 in December. Cholera hospitals were established in Vauxhall-road, in the Dale-street sub-district, in Ansdell-street, in the St. Thomas sub-district, and in Queen Anne-street in Islington sub-district. Many deaths took place in these hospitals, and also in the workhouse in the Mount Pleasant sub-district. A book-binder, his wife, and son died at 3 Dukinfield-street, on August 15th, a female relative, aged 2, having previously died in the same house on August 13th. Many instances occurred of more than one member of the same family dying. During the year 1849 cholera was fatal to 4173 persons (1895 males, 2278 females), being at the rate of 167 deaths to every 10000 persons estimated as living in 1849. The deaths from diarrhœa amounted to 981 (459 males, 522 females), or 39 deaths to every 10000 persons living.*

* A Report on the Health of the Town of Liverpool during the years 1847-50, by the Health Officer, W. H. Duncan, M.D., has appeared since this paragraph was written: it contains an interesting account of the epidemic.

In *West Derby* (surrounding *Liverpool*) no case of epidemic cholera appeared prior to March 29th, when an anchormith's son, aged 5, died at 3, Abstinence-street, after an attack of 21 hours' duration. The next 2 cases followed on April 7th, at Henderson-street, where a mariner's wife aged 24, and a spinster aged 26, died after attacks lasting 17 hours and 15 hours; both are said to have been in a state of collapse when first seen by the medical attendant, as was a cordwainer's wife aged 30, who next died, on April 11th, at 14 cellar, Henderson-street, after an attack of 28 hours' duration. Eight other deaths occurred at intervals up to the end of May. Early in June the epidemic began to spread, and the daily deaths amounted to 11 on June 21st, and the mortality during the month was 92. No considerable increase in the number of deaths took place until the middle of July, when they became more frequent, and amounted to 245 during the month; they increased to 409 during August. In the early part of September cholera continued to increase, and attained its maximum severity on September 5th, when it was fatal to 27 persons. It declined slowly during the following 10 days, and afterwards more rapidly, until, on October 9th, only 1 death occurred; another followed on October 22nd, and on October 29th the last fatal case of cholera is recorded in the death of a mariner, aged 49, in the cholera hospital. In another part of the Report a table will be found showing the deaths in *Liverpool* and *West Derby* combined, on each day of the four months during which the epidemic was most prevalent.

During the year 1849, 1135 persons (488 males, 647 females) died from cholera, which was at the rate of 82 deaths to every 10000 of the population. Diarrhœa was fatal to 279 persons (141 males, 138 females), being 20 to every 10000 persons living. In the sub-district of *Toxteth Park*, which comprises less than half the population of the whole district, 912 deaths (383 males, 529 females) from cholera and diarrhœa were registered. The cholera hospital was in this sub-district.

Manchester, *Chorlton*, and *Salford* form a group of districts lying contiguous; and a table is given elsewhere, showing the deaths from cholera and diarrhœa in the three districts combined, on each day of the four months during which the epidemic was most fatal: it will be seen that the mortality was very high throughout September, and the first few days of October: on several occasions the deaths exceeded 40 daily; and on September 14th, 45 fatal cases occurred.

It is worthy of note that in the whole of England the deaths from cholera were nearly three times as numerous as those from diarrhœa; while in this group of districts the mortality from these diseases was nearly equal, viz., from cholera 1395; diarrhœa, 1331; and while cholera destroyed 594 males, and 801 females, diarrhœa was fatal to 701 males, and 630 females.

In *Manchester** no fatal case of epidemic cholera occurred until June 11th, 1849, when a packer, aged 20, died of an attack of diarrhœa 20 hours, and cholera 21 hours, at Bird-in-hand, Redfern-street; the next four cases took place on June 25th, 26th, 28th, 29th; of which three were at the workhouse, Canal-street, and one at No. 7, Nield-street; the attacks being of short duration. Not more than 6 deaths happened during the first three weeks of July; after this an increase was observed, and the deaths during the month amounted to 23; diarrhœa became very prevalent, and was fatal to 149 persons. No further increase in the mortality occurred in the early part of August; towards the end of the month, however, the epidemic began to spread. The deaths amounted to 93 during August, and diarrhœa was also very fatal, causing 208 deaths. The deaths from cholera were further augmented by 622 during September, when they averaged 20 daily, and on September 11 amounted to 34. The mortality continued very high until after October 4th, and no fewer than 27 fatal cases happened on October 2nd; after this its decline became more marked, and the deaths throughout October did not exceed 147: to this number only seven were added during November, the last being on November 23rd, when a cordwainer's daughter, aged 7, died at 3 Back Hatters'-lane, after an attack of 16 hours' duration: no other fatal case is recorded afterwards during the year.

* For a valuable and elaborate account of the progress of cholera, see "History of Cholera in Manchester," by J. Leigh, Esq., M.R.C.S., one of the Registrars, and Ner Gardiner, Esq., Superintendent-Registrar of Manchester.

Cholera destroyed 878 lives (374 males; 504 females) in 1849, being at the rate of about 40 deaths to every 10000 persons living. Diarrhœa was fatal to 765 persons (404 males; 361 females), or 35 deaths to every 10000 persons living. Cholera did not visit Manchester until full three months after it had prevailed in Liverpool; it was also much less fatal. For while in Liverpool there was one death to every 60 persons living; in Manchester there were 252 persons living to every fatal case of cholera.

In *Salford*, as in Manchester and Chorlton, the cholera epidemic did not appear until June, 1849. At 5 Paradise-row, on June 24, a colour-mixer, aged 57, died of cholera five days' duration, and typhus gravior two days; on June 27, a porter's daughter, aged 5, died at Cleminson-street, of cholera after an attack of 12 hours' duration. In July seven fatal attacks occurred at intervals, and the deaths from diarrhœa, which were 6 in June, increased to 26 in July. After August 12th, both cholera and diarrhœa became more prevalent, and the deaths during the month were respectively 50 and 91. Throughout September cholera continued at its height: the number of deaths on September 1st was 6; on September 13th they increased to 9, which was the highest number in any one day; on the last three days of the month the deaths were 7, 6, and 8 respectively: the mortality during the month was, cholera 148 deaths; diarrhœa 62. After the first week in October the epidemic subsided more rapidly, and the last death took place on October 19th, at Back Oak-street, when a shoemaker's wife, aged 33, died of cholera of 3 days' duration, effusion on brain 1 day. The deaths during October were of cholera 30; diarrhœa 31. In November diarrhœa was fatal to 9 persons, and in December to 6. The fatal attacks of cholera in most cases were of short duration, and in a great number of instances ranged from 6 to 12 hours. During 1849 cholera destroyed 237 lives (98 males; 139 females); and diarrhœa was fatal to 261 persons (141 males; 120 females).

In *Chorlton*, cholera was very prevalent in July, 1848, among young children in the Hulme sub-district, though it was apparently only the ordinary summer cholera; but on December 1st, a female servant, aged 24, died at 2 Knibbs-place, Victoria Park, of cholera, attended with purging, vomiting, cramps, and collapse, 24 hours' duration.

In 1849 no fatal case of cholera is recorded until June 1st, when a female, aged 27, died at 57 Park-street, of cholera and apoplexy, 36 hours' duration; on June 4, a female factory-hand, aged 28, died at Timothy-street, Eccles, after an attack lasting 12 hours. 2 other deaths occurred during June; and towards the latter part of July the epidemic began to spread, and was fatal to 15 persons during the month; diarrhœa was still more prevalent, and caused 57 deaths in July. In August cholera caused 67 deaths, and diarrhœa 70. During September the epidemic was at its height: the greatest number of persons dying of cholera in one day was 13 on September 18th, and during the month it was fatal to 163 persons. After the first week in October a perceptible decrease took place, and no death occurred after October 25th, excepting that of a weaver, aged 65, at the Union workhouse, Hulme, on December 25th, of debility consequent on cholera. Many instances are recorded of more than one death happening in the same family; and at No. 3, Islington-place, 4 adult persons died. At the Union workhouse numerous deaths, both from cholera and diarrhœa, took place. The deaths from diarrhœa exceeded those from cholera, viz., cholera 280 (122 males; 158 females); diarrhœa 305 (156 males; 149 females).

THE HULL CHOLERA FIELD.

In Yorkshire cholera destroyed 6346 lives, and 1955 deaths were ascribed to diarrhœa. This great county extends over the basin of the Ouse, which constitutes, by its junction with the Trent, the Humber, on the north side of which lies the port of Hull, the gate of the commerce of Leeds and the woollen districts. The mortality in the district of Hull was 241; Sculcoates, round Hull, 152; Beverley, north of Sculcoates, 11 in 10000. In the four coast districts, Patrington, Skirlaugh, Driffild, and Bridlington comprising Holderness, and lying higher than Hull, the mortality was only 5, 4, 1, and 6 in 10000. Up the Ouse, Howden lost 41, Selby 73, York 36; Pocklington, west of York, 24 in 10000. Hull is intimately connected with the district of Leeds by the railway passing through Selby, by the roads and the River Ouse. The mortality in the district of Leeds

was 145, and only inferior to that of Hull and Sculcoates. In Hunslet, adjoining Leeds, the mortality was also great, 102. Dewsbury, Wakefield, Pontefract, and Ecclesfield, south of Leeds, suffered less. In Goole the mortality was 59, Thorne 46, Doncaster 24, Rotherham 10, Sheffield 13, Ecclesall-Bierlow 11, Wortley 2 in 10000. These districts are south of the Ouse, and are chiefly on the Don. The districts on the Nidd, the Ure, the Swale, and the Derwent, the other tributaries of the Ouse and Humber, exhibit few or no deaths. The mortality in Huddersfield was 5,* Todmorden 4, Saddleworth and Pateley Bridge 3, Halifax, Keighley, Otley, Ripon, Skipton, 2 in 10000. Cholera produced no deaths in Sedburgh or Settle on the high grounds. In the North Riding the mortality was, 6 in Thirsk, 5 in Whitby, 4 in Scarborough, 3, 2, or 1 in eight districts; none in Helmsley, Leyburn or Reeth. In October, as the great epidemic was declining, a sudden outbreak occurred in the district of Knaresborough, where the mortality was 19 in 10000.

The ravages of the epidemic in Hull, Sculcoates, Leeds, and Hunslet must be more particularly described.

Hull, in proportion to its population, suffered more from cholera than any district in the kingdom. The epidemic appeared here in the autumn of 1848, and was fatal to 4 persons in September, to 13 in October, and to one in each of the following two months. A fatal case was recorded in a mariner, aged 36, at Anne-street, Myton, on March 9th, 1849, after an attack of 4 days' duration. A month intervened before any other case took place. On April 9th a labourer's widow, aged 62, died at 2, Joseph's-place, Anne-street, after an attack lasting 2 days. Four weeks elapsed before any other death occurred, when a fisherman's son, aged 6, was attacked on May 7th, at 19 Mill-street, and died after an illness of 12 hours. In June 2 deaths took place. In July cholera broke out in Little Passage-street, and was fatal to 3 females on July 7th, 8th, 9th, after attacks of short duration. In the course of the month 36 fatal attacks are recorded. No material spread of the epidemic was observed until August 13, from which date it began to increase, and the mortality during the month amounted to 254. In the first two weeks of September cholera was at its height, destroying 69 lives on September 6th; it was fatal during the month to 843 persons. After the first week in October but few deaths occurred, and only 40 fatal cases happened throughout the month, the last being on October 30th, when a farmer's wife, aged 70, died at 22, Sewer-lane. In many instances two or more deaths took place in the same family; and during the latest prevalence of the epidemic it was fatal to a lath-render's wife, daughter and son, on October 6th, at Spring-street, Myton, after attacks of 24 hours, 12 hours, and 5 hours respectively.

Among the places severely visited by cholera were Middle-street, Mill-street, Adelaide-street, Vagrant Office Humber-bank, English-street, High-street, Myton-gate, Humber-street, the neighbourhoods of Blackfriar-gate and Whitefriar-gate, Cleveland-street Groves, Chaffers-alley. Cholera was fatal, in 1849, to 1178 persons (571 males; 607 females), being at the rate of 241 deaths to every 10000 persons living. Diarrhœa destroyed 194 lives (91 males; 103 females), being 40 deaths to every 10000 inhabitants.

In *Sculcoates*, adjoining Hull, a female servant, aged 39, is stated to have died of cholera, on February 1st, 1849, at Popple-street, Drypool, after an attack lasting 12 days. On April 19th, a sailmaker, of intemperate habits, died of cholera and diarrhœa at Bethel-place, Caroline-street, Hull. No other death is recorded until July 23rd and 24th, when, in addition to a mariner, aged 33, at Kingston-place, it was fatal to a factory overlooker, aged 41, his wife, aged 39, and his daughter, aged 13, at 6 Cottonmill-street: by the end of the month 9 deaths occurred. In August 151 fatal cases took place, and the epidemic was at its height on September 6th (same day as in Hull), when it destroyed 28 lives. During the following week the mortality continued high: on two occasions the deaths amounted to 27 daily. Its decline became more perceptible towards the end of the month, in the course of which 464 fatal cases took place. In the first five days of October the deaths were uniformly 4 daily. The last death

* The Report of Dr. John Taylor, on the Epidemic Cholera in Huddersfield, is a model which the local inquirer should consult.

occurred on October 19, at New Village, Cottingham, in a carpenter, aged 28, after an attack of 18 hours' duration.

A table is given in another part of this Report, in which the progress of cholera and diarrhoea, in Hull and Sculcoates combined, is shown on each day of the four months during which the epidemic prevailed. In Sculcoates 656 persons (297 males; 359 females) died of cholera, being at the rate of 152 deaths to every 10000 of the population. Diarrhoea was fatal to 144 persons (74 males; 70 females), being 33 deaths to every 10000 persons living.

In *Leeds*, and also in the adjoining district of *Hunslet*, epidemic cholera first appeared about the middle of June, was at its height during the first two weeks in September, and finally disappeared in the last week of November. From the contiguity of the two districts, and from the simultaneous appearance and departure of the epidemic, they may be spoken of in conjunction; and a table is given elsewhere exhibiting the progress of cholera and diarrhoea each day during the months when it was most fatal.

The first two fatal cases of cholera took place in Leeds on June 14th, in a cap-manufacturer, aged 39, at 16 Market-street, after an attack of 12 hours' duration; and in a stuff-weaver's son, aged 9, at 32 Brass-street, cholera 6 days, and typhus 3 days. His brother, aged 7, next died, on June 15, of cholera 5 days, typhus 2 days. Two other deaths in Leeds and 3 in Hunslet took place during the month. In July only 4 deaths occurred at intervals up to the 17th; the mortality then began to increase, and the fatal cases amounted to 23 during the month. On August 10th a still further spread of the epidemic commenced. On August 30th as many as 32 deaths happened, and in the course of the month it was fatal to 426 persons.

The mortality was at its height during the first two weeks of September, and on two occasions the daily deaths reached 89, viz., on September 7th and 9th; it then declined slowly for a few days, but afterwards more rapidly, and after destroying 1543 lives during September, the number fell to 309 in October: the epidemic entirely ceased in November, during which month it was not fatal to more than 14 persons. The last death in Leeds was that of a hairdresser, aged 36, at Swinegate, on November 27, after an attack of 2 days' duration. In Hunslet the last 2 deaths took place on November 29th, when cholera was fatal to a butcher's daughter, aged 15, at Stocks-hill, after an attack of 16 hours, and to a joiner, aged 42, at Stanningley-road, Wortley.

The following places in Leeds may be mentioned as having suffered much from cholera:—Grantham-street (No. 1 in this street was used as an hospital for cholera patients), Cavalier-street, Accommodation-road, Marsh-lane, Richmond-street and road, Wellington-yard, York-street, Acorn-street, Byron-street, High-street, Bateson-street, where 3 persons died on August 28th, at No. 7, and Stainburn-square. In Hunslet the epidemic severely visited Upper and Lower Wortley, Seacroft, Halton, Rothwell, Mint Holbeck; Moor-street, Silver-street, where 3 female children died at No. 13, in the first week of September; Water-street, Thwaite-gate, Carr-place, Low-road, and Pitfield-street. The number of deaths in Leeds was:—Cholera, 1439 (649 males; 790 females); diarrhoea, 267 (124 males; 143 females). In Hunslet; cholera, 884 (433 males; 451 females); diarrhoea, 120 (58 males; 62 females). To every 10000 persons living in Leeds there were from cholera 145 deaths; and from diarrhoea 27 deaths. In Hunslet the proportion was—from cholera 102 deaths, and from diarrhoea 14 deaths, to every 10000 of the population.

THE TYNEMOUTH CHOLERA FIELD.

On both sides of the Tyne, and up the Tees, the epidemic entered Durham and Northumberland, devastating the ports and the coal districts. Ascending the north banks of the Tyne, the mortality was 129 in Tynemouth (including North Shields); 41 in Newcastle-upon-Tyne; 12 in Castle Ward, the surrounding district. On the south side of the Tyne the mortality in South Shields was 69; in Gateshead, against Newcastle, 66 in 10000. Higher up the Tyne, and round the sources of its chief tributaries, the mortality was in Hexham 5; in Haltwhistle 3; in Bellingham none. Morpeth, Alnwick, and Berwick on the coast suffered to some extent; in Belford the mortality was only 5; Glendale 8 in 10000: there was no death either from cholera or diarrhoea

in Rothbury, extending to the forests and moors around the sources of the Coquet. Teesdale presents one of those sharp contrasts which we have so often seen. In Barnard Castle, with a population of 8591, the epidemic killed a carpet-weaver, aged 23, on August 17th; 137 more persons before November 7th. Two or three members of the same family were in many instances seized and destroyed. The 4954 inhabitants of Staindrop, and the 6028 dwellers in Middleton entirely escaped, although the three sub-districts are in the same district.

It is necessary to give a more particular account of the course of the epidemic in Tynemouth and Newcastle-upon-Tyne.

Tynemouth suffered in 1848 from epidemic cholera, which commenced on October 10th, and destroyed 28 lives by the close of the year, in addition to a few from summer cholera, which took place at intervals during an earlier period. In January, 1849, cholera subsided after causing 5 deaths. Three deaths took place in Pumpwell-lane, on March 22nd, 25th, and 27th. In April, 2 deaths occurred. No other case is recorded until July 1st, when the epidemic again appeared, and was fatal to a mariner's wife, aged 53, at Dawson's Quay, after an attack lasting 13 hours. During July 11 deaths occurred. In August the epidemic greatly increased; the deaths during the month amounted to 167, and further increased to 429 during September. The daily mortality reached 26 on September 12th and 15th; but on September 19th, 20th, and 21st the number of deaths averaged only 6 daily; but afterwards increased to 22 on October 2nd; when the subsidence of the epidemic became more steady, and the deaths during the month fell to 180; during November only 18 deaths took place, cholera ceasing to be fatal after November 26th. Cholera was fatal during the year 1849 to 815 persons (384 males; 431 females), being at the rate of 129 deaths to every 10000 persons living. Diarrhoea was fatal to 89 persons (46 males; 43 females), being at the rate of 14 deaths to every 10000 persons living. A table is given in another part of the Report, showing the progress of the epidemic during each day of its prevalence in Tynemouth, and the adjoining districts of South Shields, Newcastle-upon-Tyne, and Sunderland.

In *Newcastle-upon-Tyne* cholera was prevalent in the latter part of 1848; 7 fatal cases occurred subsequent to October 16th. During the first 9 days of January, 1849, there were 12 deaths; in the succeeding 11 days only 3 fatal attacks are recorded; a sudden increase then took place, and from January 21st to 31st, the number of deaths was 26. During February 22 deaths occurred; 30 in March, and 11 in April. In May the only death was that of a weaver's wife, aged 46, at Gardner's-building, on May 15th, after an attack of 14 hours' duration. The epidemic, for a time, discontinued its ravages, and during the whole of June no fatal case is recorded; on July 4th, however, a joiner's daughter, aged 6, died, at Dent's-hole, after an attack lasting 3 days; this was followed on July 30th, by the death of a miller's son, aged 18 months, of measles 6 days, and cholera 3 days' duration. During August 28 deaths occurred, and in September the epidemic was at its height, and the deaths during the month amounted to 127, the greatest number occurring on September 5th, when 14 persons died. In October the deaths fell to 30; and in November to 3, the last being on November 16th, at Stepney-square. During the year 1849 cholera was fatal to 295 persons (147 males; 148 females), the mortality was at the rate of 41 deaths to every 10000 persons living. Diarrhoea was fatal to 117 persons (61 males; 56 females), being at the rate of 16 deaths to every 10000 persons living.

INFLUENCE OF SEX ON THE MORTALITY FROM CHOLERA.

The deaths from cholera among males were 26,108, females 27,185; it consequently destroyed 1077 more females than males. The proportions were reversed in diarrhoea, which was fatal to 9637 males, and to 9250 females. The population of England and Wales returned at the Census without revision was on March 31, 1851, males 8,762,588; females 9,160,180. And correcting for increase of population, the mortality from cholera at all ages in 1849 was—

Males 30·2 to 10000 living, or 1 in 331.

Females 30·0 to 10000 living, or 1 in 333.

The mortality is thus a shade less among females than it is among males; but the difference is much less than it is from all other fatal diseases in ordinary years; when the total deaths among males is invariably greater than the deaths among females. Thus in the year 1848 the deaths of males from all causes amounted to 202,949, of females to 196,851. And in the seven years 1838-44 the annual rate of mortality among males was 2·270, females 2·104 per cent.

In the Middlesex districts of London 3388 males, and 3612 females, died of cholera; in the Surrey districts the discrepancy was much greater, for 2814 males and 3509 females died of the disease. In many districts of the kingdom the mortality was much more fatal to males than to females. In some districts the disease was most fatal to females. Thus the deaths in Dartford (Kent) were males 68, females 49; and the deaths of males exceeded the deaths of females in other districts on the river and coasts of that county. In Portsea and Alverstoke 343 males and 351 females died of cholera; in Yarmouth 53 males and 34 females; Norwich 11 males and 27 females; Salisbury 88 males, and 77 females; Plymouth, Plympton St. Mary, East Stonehouse, and Stoke Damerel, 907 males and 966 females; Bedminster, Bristol, and Clifton, 695 males and 740 females. In Gloucester, as well as in Wheatenhurst, Stroud, and Tewkesbury, the number of males that died exceeded the females in the proportion of 133 to 96. The same or a greater discrepancy occurred at Madeley and Shrewsbury, where 106 males and 71 females died. Upon the other hand, 94 males and 147 females died of cholera at Newcastle-under-Lyme. In Stoke-upon-Trent, Wolverhampton, West Bromwich, and Dudley, the deaths of males considerably exceeded the deaths of females in number. In Boston, Lincolnshire, 25 males and 10 females died of cholera; in Caistor 24 males and 5 females; in Gainsborough 110 males and 136 females. In Liverpool, Manchester, and the adjacent districts, the deaths of females exceeded the deaths of males in number. 1895 males and 2278 females died from cholera in Liverpool. The mortality was at the rate of 154 to 10000 in males, and 180 to 10000 in females; about one-fifth greater therefore in the female than in the male sex. In Knaresborough 33 males and 20 females; Huddersfield 33 males and 19 females died of cholera; in Leeds and Hunslet, on the other hand, 1082 males and 1241 females died of the epidemic. In Wakefield 145 males, 96 females; Rotherham 20 males, 10 females; Thorne 42 males and 28 females; Pocklington, Howden, and Beverley, near Hull, 76 males, 39 females; in Hull and Sculcoates 868 males, 966 females—the deaths of the latter being 98 in excess. In Tynemouth and South Shields, Sunderland and Chester-le-Street, the deaths of females were in excess; in Newcastle-upon-Tyne nearly equal. In Cockermouth and Whitehaven the deaths of males were 152, females 209. In the Welsh districts—Abergavenny, Pontypool, Cardiff, and Merthyr Tydfil—the deaths of males were in excess.

It is worthy of remark, that at the beginning of the epidemic the deaths of males exceeded the deaths of females very considerably; the numbers in the months of October, November, and December, 1848, were, males 612, females 493; or in the proportion of 100 to 80. In the prior nine months of that year before the great epidemic had set in, the deaths of males in England ascribed to cholera were 445, of females 384; numbers in the proportion of 100 and 86.

As a general rule, when the mortality from cholera attained a very high rate, the number of deaths among females exceeded the deaths among males.

In London a remarkable change was observed in the proportion of the sexes affected in the course of the epidemic. In four weeks of October 1848 the deaths of 80 males and of 42 females by cholera were registered; in the thirteen last weeks of the year the deaths of 258 males and 210 females were registered; and there was an excess of males at all ages, but particularly in the ten years of age 15-25. In the quarter ending March 1849, the deaths of males amounted to 250, of females to 266: at the age of 25 and upwards the excess of deaths among females was considerable. In June, at the commencement of the *great outbreak*, the males again furnished the most numerous victims. At the close of July the females died in greater numbers than males, and continued to do so to the end. In the week that the mortality was highest the deaths of 895 males and of 1131 females were returned. In the September quarter the deaths of males

under the age of 25 exceeded the deaths of females; but after that age the proportions were reversed. The annexed table, as well as a similar table at page clxxiv, is well worthy of careful study. (a).

MORTALITY AT DIFFERENT AGES.

Cholera was fatal to persons of all ages: it carried off 3866 boys under 5 years of age; 3837 men of 25 and under 35; and 2 old men of the age of 95 and upwards. Dividing the lifetime into 3 stages, the disease carried off 7673 boys and 7045 girls under 15 years of age; 14861 men and 15767 women of 15 and under 60 years of age; 3546 men and 4355 women of the age of 60 and upwards. The deaths were thus most numerous in the middle and most active period of life. The proportions of deaths at the several ages are different in diarrhœa; the deaths of children and of old people being much more numerous than the deaths of persons in the middle period of life. Thus the deaths of 6794 boys and 6058 girls under 15, of 1235 men and 1398 women of the ages 15-60, of 1607 men and 1791 women of the age of 60 and upwards, were referred to diarrhœa. It appears to be exceedingly probable that the cases of diarrhœa in 1849, barring a certain deduction, are cases of cholera, with the striking but not essential symptoms suppressed. And it is worthy of observation that this suppression of morbid action occurs at the ages when the organization is most feeble, either because the system is not fully developed, or because it is worn out. Treating the mortality from diarrhœa as complementary to the mortality from cholera, the annexed table shows that under 5 years of age boys died in the proportion of 88, and girls in the proportion of 78, to 10000 living; the rate of mortality then rapidly declines to the ages of 10-15 and 15-25; in the next decennial period 25-35, the mortality is of 31 males and 32 females to 10000 living of each sex. At the period 35-45, the mortality to the same numbers living is 41 males and 44 females. Thus at the child-bearing age the mortality is rather greater among women than among men. From the age of 45 through the subsequent decennial periods of life, the mortality to 10000 men living increases in the ratios 54, 70, 92, 114, 135, which is the *maximum* at the ages 85-95. The mortality of females increases in somewhat different ratios. (See Table page xlii.)

(a) LONDON.

1849. Deaths by Cholera Registered in the Week ending	Males.	Females	MALES.				FEMALES.			
			0 to 15.	15 to 60.	60 and upwds.	Age not Stated.	0 to 15.	15 to 60.	60 and upwds.	Age not Stated.
June 2	-	6	3	-	5	1	-	1	-	2
" 9	-	15	7	5	8	2	-	2	5	-
" 16	-	29	13	2	25	2	-	4	8	1
" 23	-	22	27	6	13	3	-	5	19	3
" 30	-	76	48	18	56	2	-	8	32	8
July 7	-	94	58	28	54	10	2	21	34	3
" 14	-	189	150	51	121	17	-	51	71	28
" 21	-	355	323	115	193	47	-	108	170	45
8 Weeks	-	786	629	225	475	84	2	200	339	90
July 28	-	382	401	119	213	50	-	98	243	60
Aug. 4	-	452	474	159	252	41	-	121	270	83
" 11	-	413	410	134	229	49	1	106	234	70
" 18	-	597	633	172	348	74	3	145	371	117
" 25	-	590	682	161	348	81	-	148	403	131
Sept. 1	-	770	893	236	438	96	-	189	536	168
" 8	-	895	1131	283	505	107	-	247	663	220
7 Weeks	-	4099	4624	1264	2333	498	4	1054	2720	849

The table is obtained by dividing the deaths from cholera and diarrhoea respectively by the numbers living at the corresponding ages in 1841; and further dividing the whole of the results by 1·11169,* as a correction for the probable increase of population in the 8 years 1841-9. This is an approximation to the exact result.

It may be fairly inferred from the table that men of the age of 25-35 are in a cholera epidemic twice as likely to die as men 10 years younger (15-25); and that from this period the danger increases with age. The table does not express the liability to an attack of cholera; nor the attack having supervened, does it express the chances of recovering or of dying. The attacks of disease are not registered; consequently, there are no means of throwing light on this question, which falls particularly within the scope of medical inquiry.

If persons are equally liable to attack at all ages, or if the same *proportions* of the living are attacked, the table shows the relative mortality of those attacked at different ages. If more than an equal proportion of the living are attacked in the early, and less than the due proportion are attacked at the later ages, the mortality of the table does not represent the mortality of attacks; but overstates the mortality of attacks at the earlier ages.

The mortality from all causes at the same ages, in the 7 years 1838-44, is inserted in the table (b). Upon comparing this mortality with the mortality from cholera, it will be seen that the epidemic did not prove fatal to life at different ages in the same degree as other diseases. If we divide the numbers in column 3 by the numbers in column 4, the ratio of the two rates of mortality is obtained: it varies at different ages. Thus under 5 years of age in males the mortality from cholera is equal to 12 per cent. of the mortality from all ordinary causes; and the greatest relative effect is attained at the age of 35-45, when the mortality from cholera is equal to 33 per cent. of the mortality from all ordinary causes. At the advanced ages, when the absolute mortality from cholera is highest, its relative effect is least; for the mortality from other diseases increases much faster than the mortality from that malady. This is shown in the columns 9, 10.

* The derivation of the value r in $r^8 = 1·11169$ is given in the Ninth Annual Report of the Registrar General, 8vo, p. 168.

(b) ANNUAL RATE of MORTALITY, at 12 different Ages, from Cholera and Diarrhoea in England, in the Year 1849, compared with the Mortality from all Causes in the Years 1838-44.

AGE.	Deaths to 100 Males living, at each Age, from				Deaths to 100 Females living, at each Age, from				Ratio of Deaths from Cholera to 100 Deaths from all Causes, at each Age.	
	Cholera (1849).	Diarrhoea (1849).	Cholera and Diarrhoea (1849).	All Causes (1838-44).	Cholera (1849).	Diarrhoea (1849).	Cholera and Diarrhoea (1849).	All Causes (1838-44).	Males.	Females.
0—	·332	·549	·881	7·072	·295	·480	·775	6·037	12·458	12·838
5—	·232	·028	·260	·926	·223	·028	·251	·900	28·078	27·889
10—	·138	·011	·149	·504	·128	·012	·140	·548	29·563	25·547
15—	·154	·011	·165	·805	·142	·012	·154	·833	20·497	18·487
25—	·293	·018	·311	·968	·303	·021	·324	1·009	32·128	32·111
35—	·383	·027	·410	1·249	·405	·032	·437	1·242	32·826	35·185
45—	·495	·048	·543	1·776	·467	·046	·513	1·548	30·574	33·140
55—	·587	·114	·701	3·141	·604	·106	·710	2·782	22·318	25·521
65—	·644	·272	·916	6·613	·678	·268	·946	5·885	13·852	16·075
75—	·597	·540	1·137	14·394	·717	·521	1·238	13·201	7·899	9·378
85—	·498	·847	1·345	29·646	·487	·623	1·110	27·553	4·537	4·029
95 and upwards }	·311	·777	1·088	42·697	·330	·742	1·072	40·795	2·548	2·628
All Ages	·302	·111	·413	2·270	·300	·102	·402	2·104	18·194	19·106
No. of Col	1	2	3	4	5	6	7	8	9	10

DURATION OF CASES OF CHOLERA.

All diseases have natural stages in which they develop their phenomena, and either obstruct and destroy life, or give way before its regular healthy processes. The sick may therefore be classed together, and traced, like the living in a life table, through all the stages of the malady, until it is extinct, either by the death or recovery of the patient. Upon this basis a form of sickness table has been constructed, which shows the probability of death or recovery at every period of disease. The half of such a table for cholera has been framed from the returns of death, which in 39468 instances state the duration of the cases in hours and days. If we assume that 100000 persons are attacked by cholera, that 60532 recover, and that 39468 die at the several periods of the disease indicated in the table, some of the properties of the complete tables become immediately apparent. Thus the probability that a person attacked will die in less than 24 hours is expressed by the fraction $\frac{20684}{100000} = .20684$; the chances are, therefore, nearly 4 to 1 that he will not die in 24 hours. The chance that he will die in 3 days is expressed by $\frac{39468 - 8282}{100000} = .31186$; and the chance that he will not die before but after 3 days is .08282. The chance that, having survived the dangers of the first 3 days, he will yet die of cholera, are $\frac{8282}{100000 - 31186} = \frac{8282}{68814}$. It is 60532 to 8282, or more than 7 to 1, that the patient will recover if he does not die in 3 days after the first attack.

The table (c) p. xliv. supplies a ready means of calculating the future duration of fatal cases of cholera at any stage of the disease. Thus it is found that the mean duration of the fatal disease in females is 2.102 days, in males 2.060 days; or 50.44 hours in females, and 49.44 hours in males. The woman attacked lives on an average an hour longer than the man. The duration of life, after well-marked symptoms of a fatal attack of cholera have set in, appears to diminish as age advances. Dividing the cases into three groups, the following results are obtained:—

DURATION OF FATAL CASES OF CHOLERA at various Ages.

	Mean Duration	
	Days.	Hours.
Persons of the age of 15-35	2.121	= 50.904
Persons of the age of 35-55	1.954	= 46.896
Persons of the age of 55 and upwards	1.973	= 47.352

The stated duration differs more than 4 hours, and is in excess in the first 20 years of adult age.

Fatal diarrhoea is a disease of much longer duration; and it agrees with cholera in being of somewhat longer duration in females than in males; in both sexes, at the age 15-35, than at ages further advanced.

DURATION OF FATAL CASES OF DIARRHOEA at various Ages.

	Days.
Males, all ages	16.044
Females, all ages	16.692
Males and Females, age 15-35	18.668
Males and Females, age 35 and upwards	17.544

The fatal cases of cholera were preceded frequently, if not invariably, by a stage of diarrhoea, which attracted little or no attention. That stage is, it is believed, not included in the cholera duration, which was reckoned, by the medical attendants who made the returns, from the manifestation of the first characteristic symptoms of the epidemic.

(c) DURATION OF FATAL CASES OF CHOLERA in 1849.

Time from commencement of Cholera.	Males		Females		Persons	
	Surviving.	Dying in the period following.	Surviving.	Dying in the period following.	Surviving.	Dying in the period following.
Hours.						
0	19232	315	20236	214	39468	529
6	18917	3030	20022	2677	38939	5707
12	15887	4965	17345	5331	33232	10296
18	10922	1877	12014	2275	22936	4152
24
Days.						
0	19232	10187	20236	10497	39468	20684
1	9045	3327	9739	3928	18784	7255
2	5718	1629	5811	1618	11529	3247
3	4089	1256	4193	1226	8282	2482
4	2833	822	2967	812	5800	1634
5	2011	564	2155	532	4166	1096
6	1447	351	1623	334	3070	685
7	1096	449	1289	490	2385	939
8	647	136	799	186	1446	322
9	511	103	613	104	1124	207
10	408	67	509	80	917	147
11	341	57	429	68	770	125
12	284	47	361	54	645	101
13	237	37	307	43	544	80
14	200	26	264	36	464	62
15	174	24	228	32	402	56
16	150	22	196	29	346	51
17	128	20	167	26	295	46
18	108	18	141	23	249	41
19	90	16	118	21	208	37
20	74	12	97	19	171	31
21	62	12	78	15	140	27
22	50	8	63	13	113	21
23	42	7	50	10	92	17
24	35	6	40	8	75	14
25	29	5	32	5	61	10
26	24	4	27	3	51	7
27	20	2	24	1	44	3
28	18	4	23	2	41	6
29	14	4	21	3	35	7
30	10	3	18	4	28	7
31	7	2	14	4	21	6
32	5	2	10	5	15	7
33	3	2	5	2	8	4
34	1	1	3	2	4	3
35	1	1	1	1
Mean duration of fatal attacks of Cholera in males = 2.060 days.			Mean duration of fatal attacks of Cholera in females = 2.102 days.		Mean duration of fatal attacks of Cholera in males and females = 2.081 days.	

NOTE.—The table is read thus:—Of 19232 fatal cases of cholera in males, 315 terminated in 6 hours, leaving 18917 alive; 3030 died in the next 6 hours, leaving 15887 alive at the end of the 12th hour; 4965 died in 12 and less than 18 hours, leaving 10922, or rather more than half the number of those who die, alive at the end of 18 hours. If a man is to die of epidemic cholera, it is probable that he will die in the first day (24 hours), as out of 19232 males who die, 10187 die within, and 9045 survive that period.

THE CHOLERA EPIDEMIC OF 1831-2 AND THE EPIDEMIC OF 1848-9 COMPARED.

The Board of Health in 1831-2 collected much information respecting the epidemic which it was their office to combat. A table was prepared showing the names of places

attacked, the date of the first case, the date of the last case, the number of days' duration, the total deaths, the total recoveries, the proportion of deaths to cases, the population, the proportion of population attacked, and the proportion of deaths in population; and all the places were numbered on one of Arrowsmith's large maps. The table and map are now in the library of Her Majesty the Queen. At the instance of Sir James Clark copies have been made of these valuable documents, and are deposited in the General Register Office. According to the returns the deaths from cholera in "London and its vicinity," between February 14th and December 18th, 1832, were 5275; the deaths in "the country" were 26101; the total deaths in Great Britain, 31376. The deaths in Ireland up to March 1st, 1833, were 21171; making the deaths in the United Kingdom 52547. The deaths of the year 1832 in England and Wales amounted to less than half the number which were registered in 1849. But the returns which the Board of Health in 1832 procured were voluntary, partial, and evidently defective. The population of the places in Great Britain which made returns was 5223657; so it would appear that a majority of the places in the country altogether escaped attack or notice.

Notwithstanding the defects of the returns of 1832, they furnish us with the means of satisfactorily showing that the epidemic generally followed the same track in 1848-9 as it did in 1831-2, but that it was much more fatal in some places, and less fatal in others at the two periods. Thus, in the following districts the mortality from cholera was greater in the year 1849 than in the year 1832 (*d*). The places for 1832 are towns or cities, and do not often include all the same parishes as the districts of 1849; but as the populations at the two nearest censuses are given, the rates of mortality during the two epidemics can be fairly compared.

In the following places the mortality was much less in 1849 than in 1832; and there can be no doubt about this result (*e*).

(*d*) DISTRICTS in which the MORTALITY from CHOLERA was greater in the Year 1849 than in the Year 1832.

Place or District.	1832		1849	
	Population, 1831.	Deaths from Cholera, 1832.	Population, 1851.	Deaths from Cholera, 1849.
London	1424896	5275	2361640	14137
Portsmouth . . .	46282	86	72676	568
Bristol and Clifton .	132331	694	143704	1154
Shrewsbury	21277	75	23095	116
Wigan	20774	30	77545	563
Liverpool	165175	1523	255055	4173
Leeds, &c.	123393	702	189987	2323
Hull	28591	300	50552	1178
Merthyr Tydfil . .	22083	160	76813	1682

(*e*) DISTRICTS in which the MORTALITY from CHOLERA was less in 1849 than in 1832.

Place or District.	Population, 1831.	Deaths from Cholera, 1832.	Population, 1851.	Deaths from Cholera, 1849.
Exeter	28201	347	32810	44
Plymouth	31080	702	52223	830
Gloucester	11933	123	32062	119
Kings Lynn	13370	49	20528	2
Norwich	61110	129	68196	38
Nottingham	50680	296	58418	18
Sheffield	59011	402	103602	114
Carlisle	20006	265	41566	51
Newcastle-upon-Tyne	42760	801	89145	295
Sunderland	17060	215	70561	363

The difference in the rates of mortality was not considerable in the next districts (*f*).

From Salisbury, Southampton, and some of the other districts in which the cholera was most fatal in 1849, no return was procured in 1832.

(*f*)

Place or District.	Population, 1831.	Deaths from Cholera, 1832.	Population, 1831.	Deaths from Cholera, 1849.
Manchester and Salford . . }	182812	890	315951	1115
South Shields . .	19756	147	35787	201

INFLUENCE OF THE SEASONS IN 1831-2 AND 1848-9.

The two epidemics of cholera in England continued fifteen months; they began in October, spread gradually, increased, and then as spring advanced partially subsided. The first eruption in 1848-9 extended over *seven* months; it attained its greatest intensity on the *fourth* month. The mortality in this eruption was not considerable. If the total deaths in the 15 months be represented by 1000, the deaths in the 7 months from October, 1848, to April, 1849, are expressed by 47; the deaths in the 7 months of 1849, from May to November, by 950; the deaths in December by 3; or the deaths in the first 7 months were less than 5 per cent. of the total deaths, and two-thirds of the total deaths happened in August and September. The returns of 1831-2 were made to the Board of Health, and were necessarily imperfect, but their general indications are probably correct; and the distribution of 30924 deaths over 14 months, given by Sir David Barry, represents with sufficient accuracy the distribution of all the deaths from cholera over the 14 months, from November, 1831, to December, 1832. If the total deaths in this epidemic be represented by 1000, the deaths in the first eruption, from November, 1831, to May, 1832, are expressed by 174, and the deaths in the second eruption, extending from May, 1832, to December, by 826; or the deaths in the first eruption were about 17 per cent. of the total deaths, and the deaths in August and September were somewhat less than half (46 per cent. of) the total deaths. The first epidemic descended to the lowest point in May, 1832, and rose to the highest pitch in August, when it caused 29 per cent. of the total deaths. The second epidemic descended to the lowest point in April, 1849, and was most fatal in September, when it caused 37 per cent. of the total deaths. It is worthy of remark, that the cholera in both epidemics entered England after the wheat harvest was over, at the close of the hot season, and that it was most fatal in and after the wheat harvest of the year following.

The annexed Table (*g*), p. xlvii, shows the distribution of the deaths in the two epidemics over the several months; and Table (*h*) is added for a comparison of the distribution of the deaths in London and Paris over the monthly periods of the epidemic. In both cities each epidemic had a double eruption. The epidemic began earlier in London than in Paris, yet the maximum mortality was attained two months sooner in Paris than in London. The population of Paris is more dense than the population of London; and the mortality in both the epidemics was about three times as great in Paris as it was in London. In 1849 the mortality was greater in Paris than in Liverpool.

METEOROLOGICAL INFLUENCES.

Diagrams.

Two diagrams, illustrative of the progress of cholera, and of the meteorological phenomena on every day of the year 1849, are appended to the Report. The second Plate shows the temperature, the fall of rain, the direction of the wind, and the height of the barometer on every day at Greenwich. The meteorological phenomena admit therefore of strict comparison only with the line of cholera in London, Plate III.; but the general character of the weather all over the country is indicated by this series of observations. Thus, the weather was cold in the first half of January; and the line

fluctuates, but does not rise in January, February, March, April, while the cholera line falls; the lines of temperature and of cholera rise in May, June, and July; in August the

(g) DEATHS IN ENGLAND FROM CHOLERA during each Month that the Epidemic reigned.

MONTHS.	Deaths from Cholera in England.		Of the Total Deaths from Cholera, the Proportion per Cent. in each Month.	
	1831-32	1848-49	1831-32	1848-49
1831-1848.				
October . . .	?	354	?	*651
November . . .	97	376	*314	*691
December . . .	282	375	*912	*689
1832-1849.				
January . . .	614	658	1*986	1*210
February . . .	708	371	2*289	*682
March . . .	1519	302	4*912	*555
April . . .	1401	107	4*530	*197
May . . .	748	327	2*419	*601
June . . .	1363	2046	4*408	3*761
July . . .	4816	7570	15*574	13*916
August . . .	8875	15872	28*699	29*178
September . . .	5479	20379	17*718	37*463
October . . .	4080	4654	13*194	8*555
November . . .	802	844	2*593	1*552
December . . .	140	163	*453	*300
Total . . .	30924	54398	100*000	100*000

NOTE.—The deaths from cholera in each month of 1831-2 are from tables compiled by Sir David Barry, from the returns to the Board of Health. The return includes the deaths in London and the principal towns.—*British Med. Almanac.*

(h) DEATHS IN LONDON, PARIS, and LIVERPOOL, during each Month that the Epidemic reigned.

MONTHS.	London, 1848-49	Paris, 1849	Paris, 1832	Liverpool, 1849
1848.				
October	150
November	190
December	133
1849.				
January	292	?	?	5
February	180	?	?	7
March	40	573	90	18
April	9	1929	12733	19
May	24	4509	812	96
June	279	8669	868	424
July	2555	865	2573	1085
August	5368	1382	969	1575
September	5031	1142	357	874
October	337	115	62	62
November	20	?	?	2
December	2	?	?	6
Month not stated . .	14610	19184	18464	4173
Census	1851	1846	1831	1851
Population.	2361640	1053897	785862	255055
Deaths to 10000 Living	62	172	233	167

NOTE.—The returns for Paris are from the "Rapport sur les Epidémies Cholériques de 1832 et de 1849, dans les Etablissements dépendant de l'Administration Générale de l'Assistance Publique de la Ville de Paris. Par M. Blondel, 1850." The garrison and the hospital population and deaths are included.

temperature remained high, then cholera rose much higher; in September the temperature begins to descend, and the cholera line shoots up its highest points, attaining the greatest elevation when the curve of temperature is descending. The form of the cholera curve for all England is very remarkable: the successive terraces and pinnacles of the Plate resemble sections of the primitive mountain formations, surmounted by spires and *aiguilles* of granite; or recall the lines of a strange Gothic architecture.

The circular diagrams are of a new form, which may serve very well to illustrate periodic phenomena. From the observations of 79 years (1771-1849), Mr. Glaisher had represented the mean temperature of each *day* of the year by a curve laid down in the usual way on a straight line; and it appeared natural to join the two ends of the line by substituting the radii of a circle for the ordinates, and the angular divisions of the circle for the abscissas. By this arrangement a diagram of a compact form is obtained. It is a modification of the simple dial arrangement in general use. The circle struck round the radii representing the averages—with the different colouring of the radii extending beyond and falling short of the circle—makes the diagram represent the facts in a striking manner to the eye.

The diagrams of Plate IV. are described at the foot of the sheet.* A separate diagram for London is given for each of the 11 years from 1840 to 1850. The last diagram represents the average result of the 10 years 1840-9; and a new element in the centre—the average length of the day in each week. The radiating power of the sun depends (1) on the time it is above the horizon, and (2) on its angular elevation. As both these elements attain their maximum in the summer solstice, the greatest heating power of the sun is then exerted, but its effect on the atmosphere goes on accumulating, and the temperature of the air is highest later in the year. The red crescent representing heat on the diagram is deflected 3 weeks to the right; and the blue crescent representing cold is deflected to the same extent. As the greatest effect on the air appears some weeks after the sun has exerted its utmost power, so the diseases which excessive heat favours appear some time after the temperature of the air has been highest. Thus the temperature rises above the average at the 17th week, and falls below the average at the 42nd week; the mortality from summer diseases rises above the average at the 30th, and falls below the average at the 40th week. In the years 1844, 1846, 1847, 1848, and 1849, it will be seen that the summer mortality exceeds the average when the temperature is for some time above 60°; and in every year the mortality exceeds the average when the temperature descends below 40° Fahrenheit.

London has two healthy and two unhealthy seasons; the first healthy season extends from the 14th to the 29th week, through April, May, June, and the greater part of July; the second healthy season extends from the 40th to the 47th week, through October and November. The first unhealthy season extends over December, January, and February; the second over August and September.

PLAGUE AND CHOLERA YEARS.

The fifth Plate, in a series of eight circular diagrams, presents a view of the mortality of London in the seasons and weeks of ordinary and plague years.

The first two diagrams deserve particular attention; the radii of the *inner circles* represent the relative average weekly mortality of the years 1840-9 and 1640-6. How much London in the nineteenth is less fatal to its inhabitants than London in the seventeenth century, is evident from these lines; and the improvement is still more striking, when the mortality of cholera—great as it was—is compared with the mortality of the five plagues in the 73 years, 1593-1665.

The years 1640-6 have been selected to represent the ordinary city mortality of the 17th century, because the *weekly* returns are still extant, and are comparatively free from plague. The second diagram represents the average weekly mortality of these years; and it will be observed that there is a great excess of mortality in August, September, October, and part of November. It was the unhealthy season. April, May, and June

* The first circular diagrams representing the mortality and temperature in London during each week, and the diagrams of the plagues in London, were constructed in February 1850. The diagrams showing the daily mortality from cholera in England and in the 11 Divisions were constructed in September 1850.

were the healthiest months, but the mortality was then little lower than in winter. The mortality in winter was higher than it is in the present day; but the mortality from the diseases of summer was raised so much higher in proportion than the mortality from winter diseases, that it made the winter look comparatively healthy.

The circles are divided by two diameters into four quarters; and it will be observed that all the plagues are projected on the same side, four of five in the same quadrant of the circle. The harvest months were the death months of the year. It was the same in the 14th, 15th, and 16th centuries, when the black death and the sweating sickness were rife.

As a population grows healthier, the annual mortality fluctuates less and less from year to year: the fluctuation in the mortality of the seasons also diminishes. The eccentric figure which circumscribes the radii representing the relative force of mortality in the 52 parts of the earth's orbit, gradually tends to become a circle, or a figure of the ellipsoid type. In its first stage it has some resemblance to the cometary orbit; in its second to the regular orbits of planets.

It may be stated as a general result of many observations in Europe, that whenever the mortality of the 6 months after the summer solstice is much greater than the mortality of the first 6 months of the year, the absolute mortality of the place is high.

FATAL DAYS OF THE WEEK.

On Saturday, Monday, Tuesday, and Wednesday, the deaths from cholera were above, and on Thursday, Friday, and Sunday below the average. In the whole country Tuesday was the most, Friday the least—fatal day of the week. The disparity in the deaths was greatest in London, where 2194 persons died on Mondays, 2136 on Tuesdays, and only 1927 on Thursdays, and 1824 on Fridays. The distribution of the deaths over the days of the week is shown below, in the table (i).

In reading the table it must be recollected that the days given are the days on which deaths *occurred*, and that half the deaths happen in the twenty-four hours after the *attack*.

The weekly wages are generally paid on the Saturdays; and the Mondays in London and other cities are days on which a certain proportion of the population indulge in intoxicating drinks. The Fridays are days of comparative abstinence.

LOCALITY.

Many instances have been given of the partial ravages of cholera. The influence of locality, however, is so great, that it requires further illustration. By collecting the districts together in which the mortality was high, we find this striking result: that

(i)								
	Mondays.	Tuesdays.	Wednesdays	Thursdays.	Fridays.	Saturdays.	Sundays.	Average.
All England and Wales . . . }	7693	7826	7621	7607	7167	7769	7610	7614
London	2194	2136	1978	1927	1824	2067	2011	2020
Other parts of Eng- land and Wales . }	5499	5690	5643	5680	5343	5702	5599	5594
All England and Wales . . . }	+ 79	+ 212	+ 7	- 7	- 447	+ 155	- 4	
London	+ 174	+ 116	- 42	- 93	- 196	+ 47	- 9	
Other parts of Eng- land and Wales . }	- 95	+ 96	+ 49	+ 86	- 251	+ 108	+ 5	

NOTE.—The minus sign (−) denotes *below*; the plus sign (+) *above* the average.

46592 of the 53293 deaths from cholera in the year 1849 occurred in 134 of 623 districts; or in less than a seventh part of the area of England and Wales, among four parts in ten of the population. Only 6701 deaths took place out of 10 millions of people on 49228 square miles of territory.

The area of England and Wales is equal to 57067 square miles, and may be represented by a square of 239 miles to the side; now the districts comparatively free being represented by a square of 222 miles to the side in the centre, the band $8\frac{1}{2}$ miles broad round this inner square represents the extent of area on which 46592 of the deaths happened. The facts are shown in the Table (k).

Again, in 85 districts of England and Wales no death from cholera was registered in 1849; not a single death from either cholera or diarrhœa was registered in 12 of those districts; namely, Christchurch and Alresford, in Hampshire; Northleach, in Gloucestershire; Ledbury, in Herefordshire; Sedbergh, in Yorkshire; Bellingham and Rothbury, in Northumberland; Bootle, in Cumberland; Newcastle-in-Emlyn, Aberayron, Tregaron, in Cardiganshire; and Dolgelly, in Merionethshire. No death from cholera took place in 8 out of 37 districts of Hampshire and Berkshire; while only 3 in 38 districts of Kent and Surrey (exclusive of the part in London) were exempt: there was one or more deaths in every district of Sussex, Middlesex, Hertfordshire, Huntingdonshire, Bedfordshire, Cambridgeshire, Rutlandshire, Lincolnshire, Derbyshire, Cheshire, Lancashire, East Riding of Yorkshire, Durham, Monmouthshire, and Cornwall. One district escaped in the 7 districts of Buckinghamshire; 7 in 21 of Oxfordshire and Northamptonshire; 2 of 17 in Essex; 9 in 39 of Suffolk and Norfolk; 5 in 54 of Wiltshire, Devonshire, and Somersetshire; 5 in 11 of Dorsetshire; 5 in 6 of Herefordshire; 7 in 28 of Gloucestershire and Worcestershire; 4 in 29 of Shropshire and Warwickshire; 1 in 16 of Staffordshire; 1 in 9 of Nottinghamshire; 4 in 11 of Leicestershire; 2 in 28 of the West Riding of Yorkshire; 7 in 36 districts of Northumberland, Cumberland, and the North Riding of Yorkshire; 2 in 3 of Westmorland; and 12 in 43 of the districts of Wales.

The only town of any magnitude in the 85 districts is Hereford. The other districts are made up of villages or small towns.

The 85 districts are given in the Table, pp. cxi-cxli. The population, the deaths from diarrhœa, and the deaths from all causes in the 10 years 1841-50, are annexed (l).

It is worthy of remark that the population in the 12 districts which were unvisited by cholera or diarrhœa was nearly stationary; it amounted to 120792 in 1841, and 121367 in 1850. There must have been emigration, and little immigration. The annual mortality in the 10 years 1841-50 was also exceedingly low; it did not

(k) AREA, POPULATION, AND MORTALITY FROM CHOLERA in different Districts of ENGLAND.

—	Area in Square Miles.	Population 1851.	Deaths from Cholera 1849.	Persons to one Square Mile in 1849.	Deaths from Cholera to 10000 persons living 1849.
134 Districts in 11 Cholera Fields }	7839	7417817	46592	915	65
The other Districts of England and Wales }	49228	10504951	6701	211	6
ENGLAND AND WALES . . .	57067	17,922,768	53293	308	30

Names of the 134 Districts:—All the London Districts, and Edmonton, Hitchin, Brentford, Dartford, West Ham, Romford, Rochford, Gravesend, Medway, Thanet, Brighton, Headington, Oxford, Wycombe, Yarmouth, North Witchford, Whittlesey, Wisbeach, Portsea, Alverstoke, Southampton, Isle of Wight, Salisbury, Totnes, Plympton St. Mary, Plymouth, East Stonehouse, Stoke Damerel, Tavistock, St. Germans, Liskeard, St. Austell, Truro, Falmouth, Redruth, Great Broughton, Wirrall, Liverpool, West Derby, Prescott, Wigan, Bolton, Chorlton, Salford, Manchester, Bradford, Hunslet, Leeds, Dewsbury, Wakefield, Pontefract, Wortley, Ecclesfield, Sheffield, Selby, York, Sculcoates, Hull, Stockton, Teesdale, Durham, Chester-le-Street, Sunderland, South Shields, Gateshead, Newcastle-upon-Tyne, Tynemouth, Alnwick, Carlisle, Cocker-mouth, Whitehaven, Bridgewater, Bedminster, Bristol, Clifton, Gloucester, Shrewsbury, Newcastle-under-Lyme, Wolstanton, Stoke-upon-Trent, Nantwich, Wolverhampton, Walsall, West Bromwich, Dudley, Stourbridge, Bridgnorth, Coventry, Newport, Pontypool, Abergavenny, Crickhowell, Cardiff, Merthyr Tydäl, Bridgend, Neath, Swansea, Carmarthen.

approach in any district to 2 per cent., and was 1·750 per cent. on an average. In the 73 districts which escaped cholera, but lost some lives by diarrhœa, the population increased only 3 per cent. in 10 years; and the annual mortality was on an average 1·905 per cent.

In the county of Hereford only *one* death from cholera was registered in 1849. A labourer's son, aged 9, died of cholera at Bargates, Leominster, on September 30. This county lies high; the population is scattered over the country, and engaged in agriculture: it is out of the line of railways. The common drink of the people is cider.

A straw-bonnet maker, aged 27, died of cholera in Kirkby Stephen on July 26th, 1849. It was the only death from cholera in Westmorland.

The 85 districts which escaped the epidemic cholera in 1849, lay in general high, round the sources of rivers, and were thinly peopled. Cardigan, Aberystwith, Aberayon, Machynlleth, Dolgelly, Conway, in Wales; Bootle, in Cumberland; Lymington and Christchurch, in Hampshire; Blofield, Walsingham, and Freebridge Lynn, in Norfolk; and Plomesgate in Suffolk, though thinly peopled, are on the coast, or on the navigable parts of rivers, which 208 districts adjoin. Thus 13 in 208, or 6 per cent. of the districts on the coast escaped, while 72 in 415, or 17 per cent. of the inland districts, enjoyed immunity (*m*).

(l) POPULATION, DEATHS, ANNUAL RATE OF MORTALITY, 1841-50, and DEATHS FROM DIARRHŒA, in 85 Districts, where there was no DEATH FROM CHOLERA, in 1849.*

—	POPULATION.		Deaths in the 10 Years, 1841-50, from all Causes.	Annual Mortality Per Cent. from all Causes, 1841-50.	Deaths from Diarrhœa, 1849.
	1841	1851			
12 Districts in which there was no Death from Cholera or Diarrhœa	120792	121367	21220	1·750	..
73 Districts in which there was no Death from Cholera	999179	1029412	195105	1·905	371
Total	1119971	1150779	216325	1·889	371

(m) MORTALITY FROM CHOLERA in the INLAND and the COAST DISTRICTS.

—	Population June 7th, 1841.	Population March 31st, 1851.	Deaths from Cholera 1849.	Deaths from Cholera to 10000 persons living 1849.
ENGLAND AND WALES	15,914,148	17,922,768	53,293	30
415 Inland Districts.	9,478,050	10,433,333	17,052	17
208 Coast Districts	6,436,098	7,489,435	36,241	50
100 East Coast Districts†	3,425,267	4,052,082	20,844	53†
47 South Coast Districts	1,081,588	1,212,596	4,685	39
61 West Coast Districts	1,929,243	2,224,757	10,712	49

Names of ONE HUNDRED DISTRICTS ON THE EAST COAST:—Berwick, Belford, Alnwick, Morpeth, Tynemouth, Newcastle-on-Tyne, South Shields, Gateshead, Sunderland, Easington, Stockton, Guisborough, Whithy, Scarborough, Bridlington, Skirlaugh, Patrington, Hull, Sculcoates, Howden, Selby, York, Goole, Glandford Brigg, Caistor, Gainsborough, Louth, Spilsby, Boston, Holbeach, Wisbeach, Kings Lynn, Freebridge Lynn, Docking, Walsingham, Erpingham, Tunstead,

* For the names of Districts see table pp. cxl - cxli.

† Excluding London (36 Districts) from the East Coast Districts the Mortality will be 41 to 10000 persons living.

The cholera was three times more fatal on the coast than in the interior of the country. This is shown clearly in Table (m). 36241 of the deaths from cholera occurred in the districts lying against the low navigable rivers and the seas; 17052 in the interior of this circle; and as the population of the coast districts was nearly $7\frac{1}{2}$ millions, and that of the part of the country within this circuit, $10\frac{1}{2}$ millions, the mortality in the coast districts was at the rate of 50, in the inland districts at the rate of 17 in 10000.

The character of the coast varies; and by a further analysis it is found that the fatality of cholera on the coast was greatest in the chief seaport districts. Thus 26773, or more than half the deaths in the country from cholera, happened in the districts of or about London, Liverpool, Hull, Bristol, Plymouth, Portsmouth, Southampton, and Tynemouth.

London, having the mixed character of a seaport town and an inland city, may for the present, be set aside: we have then three groups of coast districts (n).

The mortality in the great ports was at the rate of 125 in 10000 inhabitants; in the 125 coast districts with small ports, often inaccessible to ships, the mortality in 10000 was only 15; which is one-eighth part of the mortality in the great, one-third part of the mortality (47) in the secondary ports.

Cholera reigned wherever it found a dense population on the low alluvial soils of rivers, round the estuaries of the Thames, the Humber, the Mersey, the Severn, the Tamar, and their tributary waters.

Certain cities and towns lie on the same rivers at different elevations, and are intimately connected; the one is the port and entrepôt, the other the manufacturing seat and centre of the surrounding country. Liverpool, Manchester, and other districts are thus related. It will be found that cholera prevailed at both extremities of the connecting line; but that it was almost invariably most fatal in the port or district lying lowest down the river (o).

Two large groups of districts have been thrown together. 1st. The 47 districts on the river and sea margins, which comprise the principal ports except London; and 41 of the large town districts in the interior of the country, seated also on rivers, but nearer their sources, and at higher elevations. The inland districts are more densely peopled than the maritime districts; and the mortality, in ordinary times high in both regions,

Flegg, Yarmouth, Blofield, Norwich, Mutford, Blything, Plomesgate, Woodbridge, Ipswich, Samford, Tendring, Lexden, Maldon, Rochford, Billericay, Orsett, Romford, West Ham, THIRTY-SIX London Districts, Dartford, Gravesend, North Aylesford, Hoo, Medway, Milton, Sheppey, Faversham, Blean.

Names of FORTY-SEVEN Districts on the SOUTH COAST:—Thanet, Eastry, Dover, Elham, Romney Marsh, Rye, Hastings, Battle, Eastbourne, Lewes, Brighton, Steyning, Worthing, Westhampton, Westbourne, Havant, Portsea Island, Alverstoke, Fareham, South Stoneham, Southampton, New Forest, Isle of Wight, Lymington, Christchurch, Poole, Wareham, Weymouth, Bridport, Axminster, Honiton, Exeter, St. Thomas, Newton Abbott, Totnes, Kingsbridge, Plympton St. Mary, Plymouth, East Stonehouse, Stoke Damerel, St. Germans, Liskeard, St. Austell, Truro, Falmouth, Helston, Penzance.

Names of SIXTY-ONE Districts on the WEST COAST:—Redruth, St. Columb, Bodmin, Camelford, Stratton, Bideford, Barnstaple, Williton, Bridgwater, Axbridge, Bedminster, Bristol, Clifton, Thornbury, Dursley, Wheatenhurst, Gloucester, Westbury-on-Severn, Chepstow, Newport, Cardiff, Bridgend, Neath, Swansea, Llanelly, Carmarthen, Narberth, Pembroke, Haverfordwest, Cardigan, Aberayon, Aberyswith, Machynlleth, Dolgelly, Festiniog, Pwllheli, Carnarvon, Anglesey, Bangor, Conway, St. Asaph, Holywell, Great Boughton, Wirral, Runcorn, Liverpool, West Derby, Prescot, Warrington, Ormskirk, Preston, Fylde, Garstang, Lancaster, Ulverstone, Bootle, Whitehaven, Cockermouth, Wigton, Carlisle, Longtown. The above include some districts situated on navigable parts of chief rivers.

(n)

	POPULATION.		Deaths from Cholera 1849.	Annual Rate of Increase per Cent. of Population.	Deaths from Cholera to 10000 persons living. 1849.
	1841	1851			
17 Districts, including seven of the above great Ports*	849559	1047210	12636	2.008	125
30 Districts, comprising the secondary Ports†	929255	1106109	5067	1.648	47
125 other Coast Districts	2708915	2974476	4401	.940	15

* The 17 districts comprise (1) Liverpool, West Derby; (2) Hull, Sculcoates; (3) Bristol, Clifton, Bedminster; (4) Plymouth, Plympton St. Mary, East Stonehouse, Stoke Damerel, St. Germans; (5) Southampton; (6) Portsea Island, Alverstoke; (7) Tynemouth, South Shields.

† The 30 districts are all those given in Table page cxlii, except the above 17 districts.

is highest in the inland towns; yet the cholera in the low sea-side districts destroyed 85 in 10000 of the inhabitants, while in the inland towns it was fatal to 38 in 10000 of the inhabitants. The fatality was as $2\frac{1}{2}$ to 1. The metropolis, with its mixed population, experienced an intermediate mortality; 62 in 10000 of the inhabitants died of cholera. The mortality from cholera in the rest of the kingdom, on smaller streams and higher ground, was at the rate of only 12 in every 10000 of the 11 millions of people. It is worthy of observation, that while diarrhœa was fatal to 7 in 10000 of the people in those districts, it was fatal to 17 or 18 in 10000 of the people inhabiting each group of the town districts (*p, q*).

From the want of data, we cannot give the exact elevation of the districts; but we have here the facts that while the mortality from cholera was much higher in the three groups of dense town districts, rapidly increasing by the influx of immigrants, than in the rest of the country, the other elements—(1), of depression, (2), of alluvial soil,

(o)

PORT DISTRICTS.	Population 1851.	Deaths from Cholera 1849.	DISTRICTS LYING HIGHER UP THE RIVERS.	Population 1851.	Deaths from Cholera 1849.
Tynemouth and South Shields	100017	1016	Newcastle-upon-Tyne and Gateshead	137230	552
Sunderland	70561	363	Durham	55952	192
Hull and Sculcoates . . .	95266	1834	Leeds and Hunslet . . .	189987	2323
Liverpool and West Derby .	408298	5308	Manchester, Salford, and Chorlton	439757	1395

(p) MORTALITY FROM CHOLERA IN SEAPORT, INLAND TOWN, LONDON, AND COUNTRY DISTRICTS.

—	Area in Acres.	Population Enumerated.		Deaths of Persons in 1849 from	
		Persons.		Cholera.	Diarrhœa.
		June 7th, 1841.	March 31st, 1851.		
47 Districts, including the principal Seaport Towns (except London) . }	2,333,290	1,778,814	2,153,319	17,703	3,499
41 Districts, comprising the principal Inland Towns }	1,663,288	1,930,371	2,243,183	8,193	3,840
London (comprising 36 Districts) .	77,964	1,948,369	2,361,640	14,137	3,899
The remaining 499 Districts of the Country }	32,448,338	10,256,594	11,164,626	13,260	7,649

—	Deaths of Persons from all Causes.			Annual Mortality per Cent. from all Causes.	
	10 Years 1841-1850.	In the Year 1849.	In the Year 1847.	In the Year 1847.	In the Year 1849.
47 Districts, including the principal Seaport Towns (except London) . }	495,752	69,413	61,968	3.079	3.327
41 Districts, comprising the principal Inland Towns }	532,590	63,017	61,554	2.906	2.886
London (comprising 36 Districts) .	529,289	68,899	59,131	2.691	3.017
The remaining 499 Districts of the Country }	2,213,067	240,129	240,651	2.226	2.183

or (3), of whatever else characterises our seaport towns, are of primary importance. In some of the large inland towns the cholera was scarcely at all fatal; the deaths it caused in 1849 in Cambridge were only 5, Colchester 4, Cheltenham 6, Hereford 0, Stafford 3, Birmingham and Aston 35, Leicester 2, Lincoln 7, Nottingham 18, Derby 18. It destroyed 202 lives in Coventry, 116 in Shrewsbury, 174 in York, and 165 in Salisbury; but of the 8193 deaths from cholera in the Table (r), 3438 took place in Leeds, Hunslet, Manchester, and Salford, which are great towns intimately connected by railways, canals, and roads, with Liverpool and Hull; and 3047 in Wolverhampton and Merthyr Tydfil. Subtracting the 6485 deaths from cholera in these 6 districts, 1708 deaths remain, which represent the deaths from cholera in 35 of the largest inland town districts of the kingdom (r).

The low-lying towns on the coast were all attacked by cholera. Scarborough, Kings Lynn, and Deal in the Eastry District, on the coast, enjoyed as much immunity as the inland towns; they were the only considerable towns on the coast that escaped.

Cardiff is the port of the Merthyr Tydfil district. Situated in the interior, the centre of the great Glamorganshire iron works is about 20 miles from Cardiff, with which the Cardiff Canal, the Taf River, and the roads connect it. Cardiff and Merthyr Tydfil are

(q)

	POPULATION.		Annual Rate of Mortality per Cent.		
	Annual Increase per Cent. 1841-50.	Density—Persons to 10 Acres. in 1849.	From all Causes. 1841-50.	Cholera in 1849.	Diarrhœa in 1849.
47 low River and Sea-side Districts	1·822	9	2·531	·849	·168
36 London Districts	1·945	293	2·480	·619	·171
41 inland Town Districts	1·542	13	2·573	·375	·176
499 Districts, including chiefly small towns, and the country population .	·861	3	2·073	·121	·070

(r)

GROUPS OF TOWNS.	Area in Acres.	Population.		Deaths in 1849.	
		June 7, 1841.	March 31, 1851.	From Cholera.	From Diarrhœa.
6 Large Inland Town Districts:— Wolverhampton, Merthyr Tydfil, Manchester, Salford, Leeds, and Hunslet	205,247	564,907	686,913	6485	1753
35 other Inland Town Districts . .	1,458,041	1,365,464	1,556,270	1708	2087
	Persons to 10 Acres.	Annual Rate of Increase of Population per Cent.		Mortality from Cholera to 10000 living 1849.	Mortality from Diarrhœa to 10000 living 1849.
6 Large Inland Town Districts:— Wolverhampton, Merthyr Tydfil, Manchester, Salford, Leeds, and Hunslet	32	2·013		98	26
35 other Inland Towns	10	1·342		11	14

therefore connected with each other in the same way as the towns previously mentioned (p. liii., Table o); but in this respect they differ, that the mortality is greater in the high district than in the low port town (s).

The mortality, great in both places, was considerably greater in Merthyr Tydfil than in Cardiff.* The epidemic, however, began first at Cardiff. The canal at Cardiff was emptied, and the mud lay exposed to the sun in the spring. On May 13th a navigator died of Asiatic cholera at Cardiff; the first death in Lower Merthyr Tydfil was on May 21st; the first death in Upper Merthyr Tydfil on May 26th. The epidemic broke out a few days earlier, and subsided sooner in the port than in the inland mining district. The canal mud lay exposed, and the houses were crowded and dirty in the poor streets of Cardiff, but the insalubrious condition of Merthyr Tydfil exceeds that of the old settled town.

The place is thus described in the Quarterly Report :†—"The most populous parts of Merthyr-Tydfil are well situated on sloping ground, a very small portion being on a level. Merthyr church is 500 feet above the docks at Cardiff, Pen-y-Dran higher, and Dowlais about 400 feet above Merthyr." "Hence," says Sir H. T. De la Beche, "*the situation of Merthyr is open, airy, and well exposed.*" Such is *the natural situation*. The evidence collected by the Health of Towns' Commissioners shows by what process the advantages of situation have been sacrificed by the men and the iron-masters.—"From the poorer class of the inhabitants, who constitute the mass of the population, throwing all slops and refuse into the nearest open gutter before their houses, from the impeded courses of such channels, and the scarcity of privies, some parts of the town *are complete networks of filth emitting noxious exhalations.*" "During the rapid increase of this town, no attention seems to have been paid to its drainage!" "There are no regulations for draining the town; the surface water is retained; there are stagnant pools and ditches contiguous to the dwellings." There are "no dust-bins," "no scavengers," "the liquid refuse is allowed to remain on the surface," or "thrown into the water-courses," which are "cleansed by the rain only." "The main streets—not the courts and alleys—are occasionally cleansed by the Turnpike Trust Commissioners;" some of the "town refuse" is carried to "waste parts of the town, and the beds of the rivers Taf and Morlais; after a long drought the stench is almost intolerable in many places."‡ The houses of small but respectable tradespeople are unprovided with privies. The interior of many of the houses is cleanly and well kept; the Dowlais Company undertake to carry away the ashes of the inhabitants of Dowlais at the rate of 1d. per week for each house. The houses are chiefly supplied

* CHOLERA, 1849.—Deaths in each Month.

	Jan.	Feb.	Mar.	Apr.	May.	June.	July.	Aug.	Sept.	Oct.	Nov.	Dec.
Cardiff	I	I	39	135	69	91	55	3	I	I
Merthyr Tydfil	16	349	539	548	190	37	3	..

† Reg. Gen. Quarterly Report, 1849, No. 3, pp. 14, 15

‡ 2nd Report of Health of Towns Commissioners, vol. i., 8vo., pp. 316-324.

(s)

	Population.		Deaths in 1849.		Deaths to 10000 Persons living in 1849.	
	1841	1851	From Cholera.	From Diarrhoea.	From Cholera.	From Diarrhoea.
Cardiff	32,557	46,484	396	75	90	17
Merthyr Tydvil	52,863	76,813	1,682	97	234	14

with water by pumps and wells; the supply is scanty, and as most of the wells are fed by surface waters, it may be doubted if they can be free from a mixture with impurities derived from the house refuse soaking into the ground in all directions. The most wretched part of Dowlais is "the cellars," a collection of small houses in a depression between a line of road, a cinder heap, and the river Taf. "An open, stinking, and nearly stagnant gutter, into which the house refuse is as usual flung, moves slowly before the doors."

While there were no deaths from cholera in the small towns of Christchurch and Ringwood on the lower part of the Avon in Hampshire, the epidemic was excessively fatal higher up the river, in Salisbury, which is connected with Southampton and Portsmouth by a line of railway. Salisbury is always an unhealthy place; it is on a low damp valley, in the midst of water meadows; the courts and alleys where the lower classes reside, are in a filthy state, and derive no benefit from the general system of cleansing carried on in the main streets. There is a mill-dam; "and any attempt," says Captain Denison, "to improve the general drainage would be impracticable; it would interfere with too many interests."* The population of the town has slightly decreased in the 10 years 1841-51.

Newcastle-under-Lyme is another instance of mortality from cholera on high land. This district suffered severely. Out of a population of about 20000, there were 241 deaths from cholera. The town, on some of the highest ground in the interior of England, is about 400 feet above the level of the sea, and not far from the sources of the Trent; it is in a basin, and the Lyme, dammed by a mill, is an open sewer running through the town and sending up from its polluted, black, muddy bed exhalations which poison the inhabitants. The mayor was one of the victims.

Bilston, in the Wolverhampton District, also in the interior of the country, suffered severely from the epidemic. The place and the people have often been described: nothing can be worse than the circumstances in which they live or die.

Epidemic cholera was raging in Hamburg when the first cases were noticed in the ports of London, Hull, Sunderland, on the east coast of England, opposite, and in constant commercial relation with that continental port. The epidemic appeared in an unequivocal form at the commencement of October, 1848; yet it made little progress until the spring of 1849, when it gradually spread from the coast and river mouths to the interior of the country. Noticing only the great eruption, it appeared at Liverpool, on the Mersey, March 10th; Manchester, in the interior, June 25th; and Wigan, July 9th. As it went from Cardiff to Merthyr Tydfil, so ascending the Usk, it broke out at Newport, on May 29th; Abergaveuny, on June 3rd; Crickhowell, on July 21st. On the Lower Avon it was at Clifton on May 24th; Bristol, June 1st; Bedminster, July 8th. Gloucester, on the Severn, was attacked on May 4th; Shrewsbury, higher up the river, on July 25th. The great Wolverhampton cholera field, in the interior of the country, was attacked late; Wolverhampton, on July 17th; Stourbridge, August 10th; Walsall, August 25th; West Bromwich, August 31st. On the south coast the chief epidemic broke out at Plymouth, on June 5th; Stoke Damerel, July 4th; Tavistock, higher up the country, July 24th. Southampton was attacked on June 30th; the low Portsea Island, July 2nd; Alverstoke, July 6th; Salisbury, July 10th. The epidemic in the London field began to be fatal in London itself about May 25th; in Brighton, June 13th; Gravesend, June 29th; Brentford, June 29th; Rochford, July 5th; Thanet, including Ramsgate and Margate, July 14th. Up the river Lea, Hertford was attacked August 21st; Hitchin, further north, August 27th. The first cases on the Humber, and its tributaries, occurred at Hull in 1848; but the outbreak of the great epidemic occurred first at Leeds, on June 14th; Hull, July 7th; Sculcoates, July 23rd; Gainsborough, August 4th; Howden, August 2nd; Selby, August 13th; Goole, August 6th; Thorne, August 19th. On the river Tees the epidemic began at Stockton, July 7th; at Teesdale, higher up the country, on August 17th.

* Reg. Gen. Quarterly Report, No. 3, 1849, and Appendix, p. 241, to 2nd Report of Health of Towns Commissioners.

The epidemic appeared, it will be recollected, at the port of Sunderland, on the Wear, October 4th, 1848. The epidemic of 1849 broke out at Durham, higher up the river, on May 12th; at Sunderland there was one outbreak on March 4th, and a second on June 28th. The seaport was first invaded; and in the *great outbreak*, the inland town, on the Wear, was neither the first nor the greatest sufferer. The low ports of the Tyne were the first attacked on that river; the epidemic appeared at South Shields on June 2nd; Tynemouth, July 1st; higher up the river, at Newcastle-upon-Tyne, on July 30th; Gateshead, August 11th. The shaded map, showing the rivers and the dates of attack, may be advantageously studied.

The cholera epidemic then first appeared in the ports of England, and gradually extended into the interior of the country.

Cholera attacked the greater part of the districts on the coal-fields of England, and was most fatal in the denser masses of the mining population. Mining operations have, in all times, and in all places, been fatal to man: chiefly in consequence of the negligent habits of the people, and the absence of the health regulations which exist in towns possessing a municipal organization. The ground on the coal formation may have lent the epidemic fatality. The annexed Table shows the population and the deaths from cholera, and from all causes, in the principal districts on the coal-fields of the country. The mortality from cholera was 46 in 10000, from diarrhoea 13, in these districts; which, it will be noticed, increase at the rate of 1·8 per cent. annually, and every year lose 23 in 10000 of their inhabitants by death of one kind or other (*t*).

The epidemic was not generally fatal on the primary geological formations—on the granite, the Silurian, or the Devonian systems; while Herefordshire, however, on the old red sandstone, escaped, Cornwall and the south of Devon, on the same formation suffered severely. Plymouth, and the districts around the Sound, into which the Tamar flows, was one of the principal cholera fields; but it is a port, and the mouth of a river which rises partially in the millstone grit, forming a part of the carboniferous system.

A few scattered cases occurred in the marshy districts of Lincolnshire; but the mortality was inconsiderable, and below the average. The marsh districts in the interior of Cambridgeshire also escaped, down to the Ely district; North Witchford, Whittlesey and Wisbeach suffered. So did some of the marsh districts of Essex and Kent on the estuary of the Thames. In the Romney Marsh district only one death from cholera occurred.

THE CAUSES OF THE MORTALITY IN LONDON.

Much information is accessible respecting the districts of London, and during the progress of the epidemic, opportunities were afforded of observing the effects of the

(*t*) MORTALITY FROM CHOLERA ON THE COAL FIELDS OF ENGLAND.

	Population Enumerated.		Annual Rate of Increase of Population per Cent.	Deaths.			Deaths to 10000 persons living.		
	June 7, 1841.	March 31, 1851.		From all Causes in the 10 Years, 1841-50.	From Cholera, 1849.	From Diarrhoea, 1849.	Annually from all Causes in the 10 Years, 1841-50.	From Cholera, 1849.	From Diarrhoea, 1849.
42 Districts on the Coal Fields in England* .	2269786	2707340	1·813	611106	11970	3306	233	46	13

* Chipping Sodbury, Madeley, Newcastle-under-Lyme, Wolstanton, Stoke-upon-Trent, Tamworth, Wolverhampton, Walsall, West Bromwich, Dudley, Stourbridge, Belper, Chesterfield, Wigan, Bolton, Ashton, Oldham, Rochdale, Burnley, Blackburn, Todmorden, Huddersfield, Halifax, Bradford, Hunslet, Leeds, Dewsbury, Wakefield, Sheffield, Rotherham, Chester-le-Street, Gateshead, Newcastle-upon-Tyne, Tynemouth, Castle Ward, Morpeth, Whitehaven, Abergavenny, Pontypool, Merthyr Tydfil, Neath, Llanelly.

varying conditions of place and population on the mortality. The first cases of the epidemic appeared in the heart of the port; and it was noticed at an early period that the mortality was much higher on the south side than on the north side of the Thames. The south side of the river is low and badly drained; and it was deemed desirable to ascertain if possible the state of the sewers and drainage in every district, in order to determine the effects of emanations from the soil.

The principal elements which are likely to influence the mortality of an epidemic, and which we have the means of investigating, are the water supply, the drainage and elevation of soil, the density of population, and the poverty of the inhabitants. London consists of 36 registration districts—which are here made 38—as for the purpose of this inquiry we separate the low Belgrave sub-district from the rest of St. George Hanover Square, and detach Paddington from the Kensington district. The population of each of the 38 districts was returned in 1841 and 1851, and the rate of increase among females furnished a means of estimating the population in 1849. The deaths from cholera in 1849 divided by the population gave the rate of mortality for each district, as shown in the column headed *c* in the tables. The elevation and area of each district have been estimated by Major Dawson, R.E., from the maps furnished to the Sewers' Commission by the recent Ordnance Survey. The area of districts adjacent to the Thames includes the river. The relative density, expressed by persons to an acre, is obtained by dividing the population of 1849 by the number of acres in each district. The number of persons to an inhabited house is for the year 1841, and has not since greatly varied. The relative wealth or poverty of the districts of the metropolis bears a certain relation to the annual value of the houses; which was obtained from the parliamentary return of the value of houses as assessed under the Income Tax for the year 1842-3. The division of this value in pounds by the number of inhabited houses, and by the population of 1841, gives the average annual value of houses, and the annual value of house and shop room, sufficiently near for the present purpose. The poor rate in the £ is added for 1842-3. The mortality of each district from all causes in the 7 years 1838-44 is also given.

After these calculations had been made, the 38 districts were arranged in five different orders;—1st, in the order of their mortality from cholera; 2nd, in the order of the elevation of the soil above the Trinity high-water mark; 3rd, in the order of their density; 4th, in the order of their wealth deduced from the value of the houses; and, 5th, in the order of their mortality from all causes in the ordinary years 1838-44. The sources of the water supply are also indicated in the tables.

In the various combinations of the results, each district, whatever may be its extent, is considered to represent a certain state of things, and is therefore treated as of the same average extent; which is equivalent to dealing with an equal amount of the average population of the 38 districts.

The Sewers' Commission had an underground survey in progress, but it was incomplete. The Ordnance Survey supplied the elevation of the different parts, and in the absence of more precise information, it was thought that the elevation would at least furnish a good general notion of the natural drainage of the London districts.

THE THAMES AND THE WATER SUPPLY.

But before proceeding further in this branch of the inquiry, the effect of the river Thames and of the water supply on the health of London must be noticed. The Thames collects the waters of 6160 square miles of country, extending from the Cotswold Hills in Gloucestershire to the eastern coast; and the great body of this water flows and reflows through London in tides; which carry the matter below London Bridge, a mile and a half above Battersea Bridge twice a day, and ascend as high as Teddington. The contents of the greater part of the drains, sinks, and water-closets of this vast city and of the 2,360,000 people on its sides, are discharged through the sewers into its waters; which, scarcely sullied by the primitive inhabitants, have now lost all their clearness and purity. The dark, turbid, dirty waters from half-stagnant sewers are agitated by the tides, but are not purified until they reach the sea.

The Thames presents a large evaporating surface which must be taken into account, and it gives off vapours day and night in quantities which the phenomena of a "London fog" reveal. The still air then condenses the matter which at other times enters the atmosphere invisibly, and escapes observation. The mean lowest night temperature of the Thames from May 27th to September 15th, 1849, was 64° ; the mean lowest night temperature of the air was 52° ; so that the wide simmering waters were breathing incessantly into the vast sleeping city tainted vapours, which the temperature of the air at night would not sustain.

It is a fact well worthy of attention, that after the temperature of the Thames has risen above 60° , diarrhoea, summer cholera, and dysentery become prevalent, and disappear as the temperature subsides. The cholera reached London in the new epidemic form about October, 1848; it prevailed through the winter, and destroyed 94 lives in the second week of January, when the temperature of the Thames was 37° ; it declined rapidly through April and May; the night temperature of the Thames then rose to 62° in the week ending June 2nd; with some fluctuations it went up to 68° in July, and remained above 60° until the middle of September (week ending September 15th). The deaths from cholera registered during each of the 16 weeks were 9, 22, 42, 49, 124, 152, 339, 678, 783, 926, 823, 1230, 1272, 1663, 2026, 1682. The mean night temperature of the Thames fell to 56° ; the deaths from cholera to 839 in the week September 16-22; the temperature gradually fell to 38° on the last week of November, when there was only one death from cholera registered.

The mortality from cholera increases generally in descending the river on the south side; in Wandsworth it was at the rate of 100 in 10000 inhabitants, in Lambeth 120, St. Saviour 153, St. Olave 181, Bermondsey 161, Rotherhithe 205, where the water was perhaps most impure, Greenwich 75, where it had lost some of its impurities.

On the north side, commencing at the highest part of the river, the mortality from cholera was, in Kensington 33, Chelsea 46, Belgravia 28, Westminster 68, St. Martin-in-the-Fields 37, Strand 35, West London (on the old Fleet Ditch) 96, London city 38, East London 45, Whitechapel 64, St. George in the East 42, Stepney 47, Poplar 71. The mortality from cholera in the three sub-districts of Stepney, adjoining the Thames, was twice as great as in the two districts away from the river. The result is here disturbed by elevation. No good analysis has been made of the Thames water at different points of its course; but the matter in suspension is perhaps greatest between London Bridge and Limehouse Reach, against Rotherhithe.

The seven districts of London in which the mortality is highest from ordinary causes, are the West London District (between Smithfield and the Thames), St. Saviour, Whitechapel, St. George-in-the-East, Chelsea, St. Olave, and Rotherhithe. They all adjoin the Thames.

Mr. Glaisher, of the Royal Observatory, Greenwich, was requested to make an estimate of the amount of vapour raised by evaporation from the Thames in London, and favoured the Registrar-General with the subjoined statement:—

"For some years past I have made daily experiments upon the amount of water evaporated from a surface of water, and the amount exceeded 30 inches annually.

"A depth of water of fully 30 inches must evaporate from the surface of the Thames annually; indeed the quantity must be larger than this from the circumstance of its relative high night temperature. Take it, however, at 30 inches, and we shall have—

$2.5 \times 9 \times 4840 = 108900$ cubic feet evaporated in a year from an area of water of one acre.

$\frac{108900}{0.1605} = 678505$ gallons of water evaporated in one year from an acre of water.

$108900 \times 2245 = 244,480,500$ cubic feet of water evaporated from a surface of 2245 acres of water in one year.

$\frac{244480500}{0.1605} = 1,523,242,991$ gallons of water evaporated in one year from a surface of water of

2245 acres in extent, or more than 1523 millions of gallons. The salt water affects the water at Woolwich: it is usually what is termed brackish there. Lieut. Sanders states that at Greenwich, at high-water spring tides, the water is frequently brackish.

"The dirt and filth in solution must be very large. The 'Dreadnought' experiments are made under my direction chiefly, and I can assure you that to read the instruments is a serious affair, owing to the filth of the waters; on first pulling them up they are covered with a slimy adhesive mud; they first have to be wiped, and if the wind is blowing strongly, this muddy water is blown about and over the observer.

A new trunk is now being made, with a perforated copper-bottom turning downwards upon hinges, so as to get rid of the enormous deposit."

Upon Mr. Glaisher's estimate, 678505 gallons evaporate from an acre of water in a year, which is at the rate of 1857·6 gallons daily. The bed of the Thames in London is estimated approximately at 2245 acres; consequently 4,170,000 gallons are raised from the Thames on an average daily through the year. The quantity evaporated at low water is, perhaps, much less than this; on the other hand, the evaporation in summer is more active than in winter; and the proportion of decomposing organic matter in the water, and on the banks exposed to evaporation, is greater at low than at high water. Hence, it is probable that in summer 4 million gallons, or about 18000 tons of water, are raised from the polluted Thames daily and discharged into the atmosphere which is breathed by the inhabitants of London. It remains to determine how much of the organic matter in the water is raised with the vapour at different temperatures.

London derives its supply of water for washing, cleansing, cooking, and drinking, to a small extent from wells; 18 districts have supplies from the river Amwell, and from the Lea, a tidal tributary of the Thames; two districts from the Ravensbourne; and 18 districts from the Thames, at five points of its course. The water is generally pumped by steam-power into water-butts or reservoirs in the houses, at intervals of one, two, or three days. As the water is of very different degrees of impurity, it will now be right to state the fatality of cholera in the several water districts of London, arranged under the companies by which the water is furnished.

Grand Junction Company.—The waters of the Thames at Kew chiefly supply the sub-districts of Paddington, Hanover-square, and May Fair, and the greater part of the district of St. James Westminster. The mortality from cholera was at the rate of 8 in 10000 inhabitants.

West Middlesex Company.—The waters of the Thames at Hammersmith supply Marylebone and a small part of Hampstead. The mortality from cholera was at the rate of 17 in 10000 inhabitants in Marylebone. In Hampstead the mortality was 8 in 10000.

Chelsea Water Company.—The waters of the Thames at Battersea, much below Battersea Bridge and below the Chelsea Hospital, supply the Belgrave sub-district of St. George Hanover-square, and the districts of Chelsea and Westminster. The mortality from cholera was at the mean rate of 47 in 10000 inhabitants; in the Belgrave sub-district the deaths from cholera were 28, in Chelsea 46, in Westminster 68 in 10000 inhabitants.

Southwark Water Company.—The waters of the Thames at Battersea—still lower down the river—supply the districts of Wandsworth, St. Olave, and Bermondsey. The mortality from cholera was at the rate of 147 in 10000. In Wandsworth the mortality was 100, in St. Olave 181, in Bermondsey 161, in 10000.

Lambeth Water Company and Southwark Water Company.—The waters of the Thames between Waterloo Bridge and the Hungerford Suspension Bridge, supply parts of the districts of Lambeth, St. Saviour, St. George Southwark, Newington, and Camberwell; the other parts of these districts being supplied from Battersea by the Southwark Company. The mortality from cholera was at the rate of 136 in 10000. In the district of Lambeth the mortality was 120, St. Saviour 153, St. George Southwark 164, Newington 144, Camberwell 97, in 10000.

Southwark and East Kent Water Companies.—Rotherhithe is supplied with water partly by the Thames at Battersea and by the Ravensbourne—and partly from ditches and wells, into some of which the drains and cesspools soak. The mortality from cholera was at the rate of 205 in 10000 inhabitants.

East London Water Company.—The Lea supplies the districts of Poplar, Stepney, Bethnal Green, St. George-in-the-East, and Whitechapel with water. The mortality from cholera was at the rate of 63 in 10000 inhabitants; and 71, 47, 90, 42 and 64 in each of the 5 districts.

New River Water Company.—The Amwell and the Lea supply Islington, St. Luke, Clerkenwell, London City, West London, East London, Holborn, St. Giles, the Strand, St. Martin-in-the-Fields. The mean mortality from cholera was at the rate of 41 in

10000 inhabitants; the mortality was least in Clerkenwell (19), near the head reservoir; greatest (96) in West London, on the edge of the Thames.

Kent Water Company.—The waters of the Ravensbourne supply Greenwich, where the mortality from cholera was 75 in 10000 inhabitants; and parts of Lewisham, where the cholera was at the rate of 30 in 10000 inhabitants.

Two or more companies supply some districts. The district of St. James Westminster is supplied by the Kew and the New River waters: the mortality from cholera was 16 in 10000 inhabitants; Kensington is supplied by the West Middlesex, the Chelsea and the Grand Junction Companies; the mortality from cholera was 33 in 10000. St. Pancras is supplied by the New River, Hampstead, and the West Middlesex Companies; the mortality from cholera was 22 in 10000. Shoreditch and Hackney are supplied by the New River and the East London Companies; the mortality in the two districts from cholera was 76 and 25 in 10000.

Arranging the groups of districts in the order of mortality, it appears that the mortality from cholera was lowest in districts which have their water chiefly from the Thames so high in its course as Hammersmith and Kew. Upon the other hand, the mortality was greatest in the districts which derive their water from the Thames so low down as Battersea and the Hungerford Bridge. The districts of the New River occupy an intermediate station.

In the 6 districts which are supplied with water taken from the Thames at Kew and Hammersmith, 15 in 10000 inhabitants died from cholera; and the mortality ranged from 8 to 33.

In the 20 districts which are supplied with water from the Amwell, the Lea, and the Ravensbourne, 48 in 10000 inhabitants died of cholera; and the mortality ranged from 19 to 96.

In the 12 districts which are supplied with water taken from the Thames between Battersea and the Waterloo Bridge, 123 in 10000 inhabitants died of cholera; and the mortality ranged from 28 to 205.

In the second group of districts cholera was three times as fatal; in the third, eight times as fatal, as it was in the first: 1, 3 and 8, express the relative virulence of the epidemic in the three conditions. The density of the population was greatest in the central group, and nearly the same in the first and third group (*u*).

LONDON.—ELEVATION.

The elevation of the soil in London has a more constant relation with the mortality from cholera than any other known element. The mortality from cholera is in the inverse ratio of the elevation. The mortality of the 19 highest districts was at the rate of 33 in 10000, and of the 19 lowest districts 100 in 10000. The elevation in the two groups was as 71 to 10 feet above the high-water mark of the Thames, or as 7 to 1; while the mortality was as 1 to 3, or in the inverse ratio. In the two groups of the 6 districts, supplied with the waters of the Thames at Kew and Hammersmith, the

(u)				
LONDON. GROUP OF DISTRICTS.	Deaths from Cholera to 10000 Persons Living.	Density of Population (Persons to an Acre).	Elevation in Feet above High Water Mark, (Trinity).	Annual Value of Houses (Year ending April 5th, 1843).
6 Districts supplied with Water taken from the THAMES above BATTERSEA }	15	72	105	£. 82
20 Districts supplied with Water from the NEW RIVER, the LEA, and the RAVENSBOURNE }	48	137	42	44
12 Districts supplied with Water taken from the THAMES, between BATTER- SEA and WATERLOO BRIDGES . . }	123	73	5	31

mean elevation was 35 and 175 feet, the mortality from cholera 19 and 11 in 10000. In the two groups of 12 districts, supplied with the Thames water between the Battersea and Waterloo Bridges, the mean elevations were $\frac{1}{3}$ foot and 10 feet; the mortality 168 and 77 in 10000. In the two groups of 20 districts, supplied with the waters of the New River and the Lea, the mean elevation was 24 and 59½ feet; the mortality from cholera was 59 and 37. While the effects of the water and of the wealth of the districts are apparent, they do not, in this analysis, conceal the effects of elevation.

Cholera was excessively fatal in all the four districts which lie on a level with, or below the Trinity high-water mark; it destroyed 144, 161, 164, and 205, in 10000 inhabitants. In the five districts which lie 2 to 4 feet higher, on an average, the mortality from cholera was at the rate of 68, 97, 120, 153, and 181 in 10000. Westminster experienced the lowest mortality (68) in the 9 low districts, and it is supplied with water by the Chelsea Company; while all the other districts are supplied by the Lambeth and Southwark Companies. In 10 districts, of an elevation of 50 feet and upwards, the mortality from cholera was at the rate only of 8, 8, 17, 19, 22, 22, 25, 35, 35, and 53. The mortality from cholera was not higher than 35, except in the district of St. Giles, which is an exceptional case: its elevation being 68 feet above the Thames, and the mortality from cholera at the rate of 53 in 10000. It is a mixed district, and contains in near proximity the British Museum, Bedford Square, Russell Square, and Great Russell Street, where no death from cholera occurred; and Church Lane,—a low, damp, dirty lane, generally covered with decaying vegetables, and filled with a wretched population, where *thirty deaths* from cholera happened, in addition to its quota of 109 patients who from all parts of the district, were sent to, and died from cholera in, the Union workhouse.*

Notwithstanding the disturbance produced by the operation of other causes, the mortality from cholera in London bore a certain constant relation to the elevation of the soil, as is evident when the districts are arranged by groups in the order of their altitude. We place the districts together which are not on an average 20 feet above the Thames, and find that on this bottom of the London basin the mortality was at the average rate of 102 in 10000: in the second group, at 20 and under 40 feet of elevation, or on the second terrace, the mortality from cholera was at the rate of 65 in 10000; in the third group, or on the third terrace, 40 to 60 feet high, the mortality from cholera was at the rate of 34 in 10000; in the fourth group, 60 to 80 feet high, the mortality from cholera was at the rate of 27 in 10000; in the fifth group, 80 to 100 feet high, the mortality was at the rate of 22 in 10000; in a district 100 feet high, the mortality was 17 in 10000; in Hampstead, about 350 feet high, the mortality was 8, or deducting a stranger infected at Wandsworth, but who died there, 7 in 10000.

By ascending from the bottom to the third terrace, the mortality is reduced from 102 to 34; by ascending to the sixth terrace it is reduced to 17 (x). It will be observed, that the number representing the mortality on the third terrace is one-third of the number 102, representing the mortality on the first, and that the mortality on the sixth terrace is one-sixth part of the mortality on the first. And a series approximating nearly to the

* See Report on Church Lane and its vicinage in the Journal (Vol. xi., p. 4, 1848) of the Statistical Society of London. See also in the same volume a valuable paper on St. Giles's district, by Horace Mann, Esq., Barrister-at-Law.

(x)

Elevation of Districts, in feet.	Number of Terrace from bottom.	Deaths from Cholera in 10000 Inhabitants.	Calculated Series (1.)
Feet.			
20—	1	102	$\frac{102}{1} = 102$
20—40	2	65	$\frac{102}{2} = 51$
40—60	3	34	$\frac{102}{3} = 34$
60—80	4	27	$\frac{102}{4} = 26$
80—100	5	22	$\frac{102}{5} = 20$
100—120	6	17	$\frac{102}{6} = 17$
340—360	18	7	$\frac{102}{18} = 6$

numbers representing the mortality from cholera, is obtained by dividing 102 successively by 2, 3, 4, 5, 6.

A comparison of the numbers of this series with the actual mortality experienced in each district, will serve to indicate roughly as much of the effect as is due to elevation; and the deviations from the scale are generally explained by the other elements of the problem.

The mortality from cholera on the ground under 20 feet high being represented by 1, the relative mortality in each successive terrace is represented by $\frac{1}{2}$, $\frac{1}{3}$, $\frac{1}{4}$, $\frac{1}{5}$, $\frac{1}{6}$: or the mortality on each successive elevation is $\frac{1}{2}$, $\frac{2}{3}$, $\frac{3}{4}$, $\frac{4}{5}$, $\frac{5}{6}$, &c. of the mortality on the terrace immediately below it.

The elevation of the five terraces may be represented by 10, 30, 50, 70, 90 feet. The elevations of the two higher districts are 100, and 350 feet. It will be observed that the mortality at 100 feet is 17, at 50 feet 34 in 10,000; consequently *at half the elevation the mortality is doubled*. The half of 50 feet is 25 feet; and the double of the mortality, 34, is 68. Now observation gives 65 in 10000 as the mortality at 30 feet of elevation. As the processes of dividing the elevation, and of multiplying the mortality by 2, may be carried on *ad infinitum*, it is evident that the mortality is not strictly in the inverse ratio of the heights of the soil; otherwise at the elevations 12.5, 6.25, 3.125 feet, the mortality would be 136, 272, 544.

Let e be any elevation within the observed limits 0 and 350, and c be the average rate of mortality from cholera at that elevation; also let e' be any *higher* elevation, and c' the mortality at that higher elevation. Then if the mortality from cholera is inversely as the elevation, we shall have the proportion

$$e : e' :: c' : c = \frac{e'}{e} \cdot c'.$$

By adding a constant element, a , the velocity at which the mortality increases, particularly at the lower elevations, can be retarded to any extent. The equation then assumes the form (1) $\frac{e' + a}{e + a} \cdot c' = c$. The value of a can be most readily obtained by taking $e' = 90$, where the mortality was 22; and $e = 0$, where in three districts on a level with the Thames at high water the mortality was 177 in 10000 on an average.

From Eq. 1 the value of a in general terms is found to be $a = \frac{e' c' - e c}{c - c'}$.

Inserting the above numbers, we have

$$a = \frac{90 \times 22 - 0 \times 177}{177 - 22} = \frac{1980}{155} = 12.8$$

As the series is not perfectly uniform, different values of a are obtained from the formula; and 13 is an intermediate value of a , which has been employed in the construction of the annexed Table, by making e successively 0, 5, 10, 15, . . . 110, 150, 200, 250, 300, 350, in the equation—

$$c = \frac{90 + 13}{e + 13} \cdot 22 = \frac{103 \times 22}{e + 13} = \frac{2266}{e + 13}$$

Upon comparing the numbers of this series with the mean mortality observed in the districts at eight different elevations, it will be observed that the only considerable discrepancy is at the mean elevation (20–40) assumed to be 30 feet. The excess of mortality is in Wandsworth, West London, and Bethnal Green.

Mean Elevation of the ground above the High- water Mark.	Mean Mortality from Cholera.	Calculated Series.
0	177	174
10	102	99
30	65	53
50	34	34
70	27	27
90	22	22
100	17	20
350	7	6

The houses necessarily raise the people of London above the ground; and if their *habitat*, day and night, is on an average 13 feet above the ground level, it is evident that the mortality *within the limits observed, is in the inverse ratio of the elevations at which the people live*. The causes of the discrepancies in particular districts are partly explained by differences in the wealth of the people and other causes which may now be noticed (*y*) (*z*).

(*y*) LONDON DISTRICTS, arranged according to the Elevation of their Soil.

Number of Districts.	Elevation in Feet above Trinity High-water Mark.	OBSERVED AVERAGE.						Poor Rate in the £ of House-rent 1842-43.
		Annual Mortality to 10000 Persons living.		Number of Persons to		Average Annual Value of		
		Cholera (1849).	All Causes (1838-44).	An Acre.	A House.	Houses.	House and Shop room to each Person.	
16	Under 20 ft.	102	251	74	6.8	31	£. 4.645	.072
7	20 — 40	65	237	105	7.6	56	£. 7.358	.071
8	40 — 60	34	235	184	8.5	64	£. 7.342	.056
3	60 — 80	27	236	152	8.8	52	£. 6.374	.049
2	80 — 100	22	211	44	7.7	38	£. 5.183	.036
1	100	17	227	102	9.8	71	£. 7.586	.043
1	350	8	202	5	7.2	40	£. 5.804	..
Mean of 38 Districts.		66	240	107*	7.6	46	£. 5.985	.064
All London . . .		62	252	29*	7	40	£. 5.419	.063

* The difference between the number of persons to an acre in the mean of 38 districts, and in all London, as separately calculated, arises in consequence of several districts of large area being thrown into the divisor in the latter case, while the effect of taking the mean of 38 districts is to render the population of each district of equal amount.

(*z*) LONDON.—Mean Mortality from Cholera at different Elevations; reduced from the observations to a regular series.

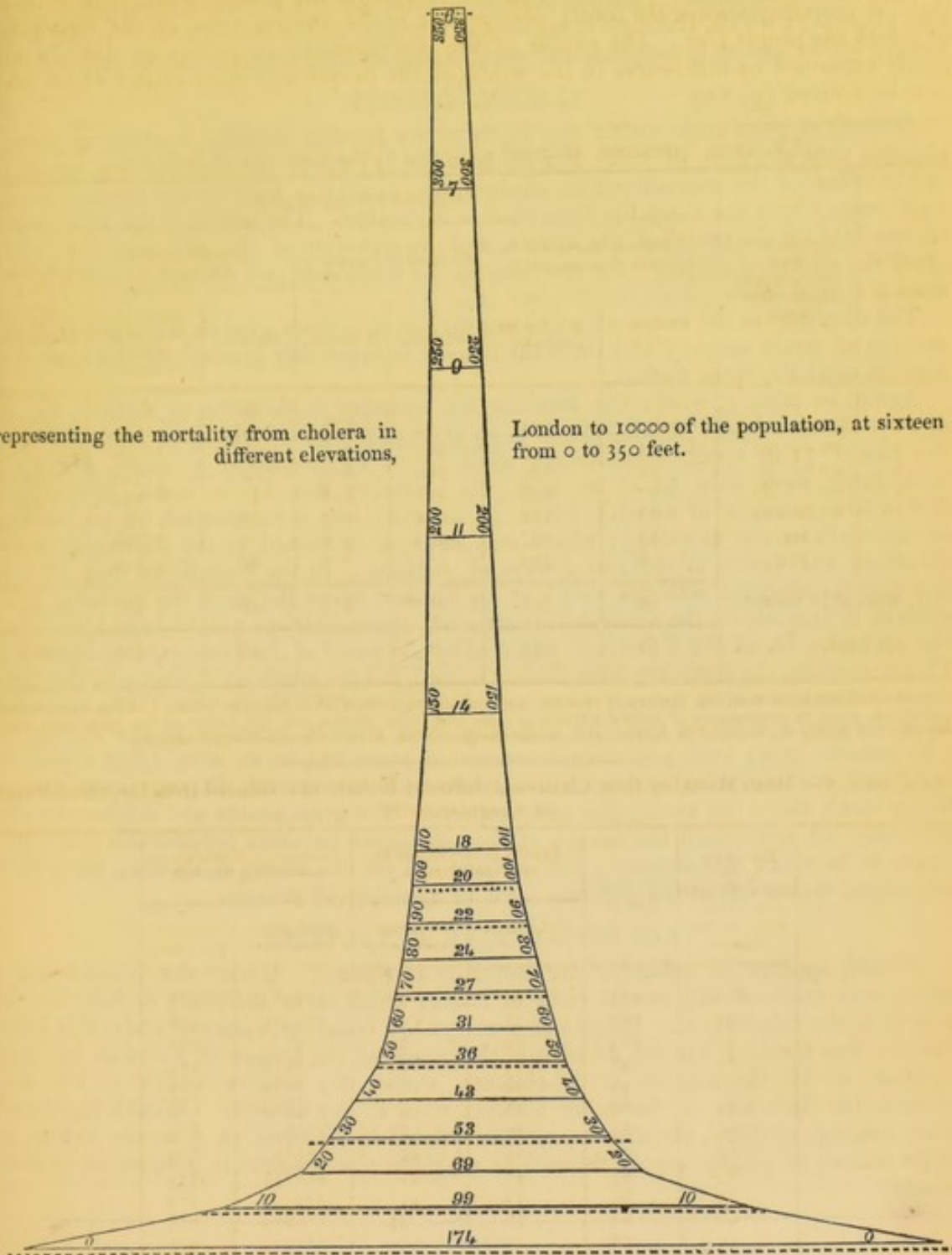
Elevation in feet above Trinity High-water mark on the Thames.	<i>e</i> + 13	Deaths from Cholera to 10000 Inhabitants.		Increase of Mortality in descending five feet.	
		Calculated <i>c</i> .	Observed (average.)†	Rate of Increase = <i>r</i> .	Increase per Cent.
100	113	20	17	1.0463	4.6
95	108	21	..	1.0485	4.8
90	103	22	22	1.0510	5.1
85	98	23	..	1.0538	5.4
80	93	24	..	1.0568	5.7
75	88	26	..	1.0602	6.0
70	83	27	27	1.0641	6.4
65	78	29	..	1.0685	6.9
60	73	31	..	1.0735	7.4
55	68	33	..	1.0794	7.9
50	63	36	34	1.0862	8.6
45	58	39	..	1.0943	9.4
40	53	43	..	1.1042	10.4
35	48	47	..	1.1163	11.6
30	43	53	65	1.1316	13.2
25	38	60	..	1.1515	15.2
20	33	69	..	1.1786	17.9
15	28	81	..	1.2174	21.7
10	23	99	102	1.2776	27.8
5	18	126	..	1.3846	38.5
0	13	174	177

† The observed average is obtained by taking the mean height of districts at the elevation 20-40 feet at 30, those at 40-60 at 50, &c. &c.

DIAGRAM

representing the mortality from cholera in
different elevations,

London to 10000 of the population, at sixteen
from 0 to 350 feet.



The figures in the centre express the number of deaths from cholera to 10000 inhabitants living at the elevations expressed in feet on the sides of the diagram.

The length of the *black horizontal lines* shows the *calculated* relative fatality of cholera in districts at relative elevations indicated by the height from the base of the diagram. The *dotted lines* indicate the mean mortality *observed* in the elevations given. Thus:—in districts at 90 feet above the Thames, the average mortality from cholera was 22 in 10000 inhabitants.

The relation discovered between the elevation of the soil, and the mortality from cholera, is so important that it was thought right after the above calculations were made to submit the principle to another test, by comparing the elevation and the mor-

tality from cholera of *each sub-district*. The population of the sub-districts in 1851 having been enumerated, it became possible to construct the Tables in subsequent pages (pp. clxvi-ix); which, although it makes the mortality on the lowest level less, and is de-ranked by the deaths in hospitals and workhouses, entirely confirms the announced law.

LONDON.—DENSITY.

Density of population within the limits of the London districts is a less important element than elevation of soil. For in the table (1) where the districts are arranged in the order of the mortality from cholera, the density is least on the average in the 19 districts where the mortality from cholera is greatest. The wealth of the 19 districts, represented by the rental of the houses, and the elevation of the soil, here completely mask the effects of density; the mortality in the wealthiest and densest districts is less than it should be by the elevation scale (a).

The districts in the same table (1) are thrown into three groups, distinguishing the sources of water supply; and there the density is invariably greatest in the groups of highest mortality from cholera.

Again, in table 3, where the districts are arranged in the order of density, the 19 densest districts had 178 inhabitants to an acre, and the mortality from cholera was at the rate of 71 in 10000 inhabitants; while in the 19 least dense districts, where the inhabitants were only 34 to an acre, the mortality was 61 in 10000 inhabitants. A five-fold increase of density (from 34 to 178) was accompanied by an increase of one-sixth in the mortality; which may however be caused by the difference in the elevation and wealth of the two groups of districts. In the New River districts and the districts supplied with the waters of the Thames below Battersea the mortality from cholera is greatest in the densest districts; but those districts are also the lowest and the poorest. In all the 6 districts supplied by the water of the Thames, from Kew and Hammersmith, the mortality from cholera is low; but the mortality is lowest in the three densest districts which happen to be only half as wealthy as the rest. The following table seems to indicate that the mortality from cholera increases to the density of 150 persons to an acre, and then decreases to 250—284 to an acre. But it will be seen that the elevation and wealth interfere with the results, the two latter groups being much above the average in both respects. The great drains and ditches are also generally left open until the density of the population becomes considerable; and this ought to be taken into account; but we have not yet the means of showing the area of uncovered drains left in the different parts of London (b) p. lxvii.

LONDON.—WEALTH AND POVERTY.

Wealth appears to influence the mortality of cholera. Under the income tax a return was made of the annual value of houses which serve indirectly to indicate the wealth of the inhabitants. Shops and some public buildings, returned under this head, disturb the results; but the division of the value of the houses of a district by their number, or by the number of inhabitants, shows the relative wealth of the districts better than any of the other indirect tests at our disposal. Wealth represents food, lodging, clothing, cleanliness, medical advice in sickness to a certain extent, as large masses of people supply themselves with these necessities in proportion to their means.

(a)

Elevation, in Feet.	Mortality from Cholera.		Density, or Number of Persons to an Acre.	Average Annual Value of Houses.
	By Observ- ation.	By Elevation Scale.		
15	106	81	96	£. 30
65	26	29	117	62

If the 19 wealthiest districts are compared with the 19 poorest districts, the mortality from cholera is found to be inversely as the wealth, measured by the value of house-room (c).

The value of house-room is as 8·140 to 3·831 in the two groups, while the cholera was in the inverse ratio of 43 to 90. In the three groups arranged to show the effect of water supply, it will also be found that the poorest population suffered most from cholera as well as from ordinary causes; but that the influence of wealth on cholera was greatest in the districts which experienced the fewest deaths in ordinary years, and were supplied with Thames water from Kew and Hammersmith.

Elevation however interferes considerably with these results. If the 10 districts not differing greatly in elevation, but all lying on an average under 10 feet, are arranged in the order of wealth, this singular result is obtained—that the five poorest districts experienced the least average loss from cholera. The mortality from cholera in 10000 was 151 in the 5 richest, and 122 in the 5 poorest districts.

At the higher elevation of 10 to 50 feet there are 18 districts. The average value of houses in the 9 wealthiest, and the 9 poorest districts was 10·282*l.* and 3·737*l.*; the mortality from cholera was 47 and 53 in 10000. The rent of house-room was as 3 to 1, and the mortality differed only one-eighth part. The mortality from ordinary causes differed to nearly the same extent; it was at the rate of 223 and 256 in 10000.

Ten districts are at elevations of 50 feet and upwards; the average value of house-room was 7·199*l.* in the 5 richest, and 4·907*l.* in the 5 poorest districts. The mortality from cholera in the same districts was 21 and 28 in 10000; greatest therefore in the poorest districts. The general mortality was at the rate of 227 and 226 in 10000.

Under these circumstances I find it impossible at present to establish any definite relation between the various degrees of wealth and of the mortality of cholera, further than that in districts of some elevation wealth does exert a certain influence on the mortality both of cholera and of ordinary causes.

(b) DISTRICTS of LONDON classed in the order of their Density of Population.

Number of Districts.	DENSITY.	AVERAGE			
	Persons to an Acre.	Elevation in Feet.	Annual Value of House and Shop room to each Person.	Annual Mortality to 10000 persons Living.	
				Cholera, 1849.	All Causes (1838-44.)
12	0 — 50	55	£. 5·304	66	215
8	50 — 100	27	7·142	52	236
6	100 — 150	29	6·730	104	248
4	150 — 200	23	3·641	87	274
6	200 — 250	51	6·585	42	261
2	250 — 284	46	6·099	40	251

(c)

	Average Value		Annual Mortality		Elevation, in Feet.
	Of Houses.	Of House and Shop room to each Person.	From Cholera, 1849.	From all Causes, 1838-44.	
	£.	£.			
19 Wealthiest Districts	66	8·140	43	226	61
19 Poorest Districts	26	3·831	90	254	20

In the annexed Table the districts of different degrees of wealth are classed in order; and it will be seen that the differences of mortality may be in a great measure accounted for by the column of elevation (*d*).

LONDON.—MORTALITY FROM ORDINARY CAUSES.

The ordinary mortality of the districts of London has been deduced from the returns of 1838-44 and the Census of 1841. There is a certain relation between the degrees of mortality from ordinary causes and the mortality from cholera. The mean mortality of 19 districts in which the mortality is the highest from ordinary causes, was at the rate of 268 in 10000; the mean mortality of the other 19 districts was 212 in 10000. The mortality from cholera was at the rate of 84 and 48 in the same two groups of districts; there was a density of 155 and 57 persons to an acre; and the elevation was in the inverse order of 26 and 55 feet. When the districts supplied with the same water are placed together in three groups, the general mortality, the mortality from cholera, and the density of population, are in similar direct ratios; the elevation is in the inverse ratio. There is a very constant relation between the mortality from ordinary causes and the density of population. This has been shown before, and is illustrated in the annexed Table. The value of houses also increases generally with the density; but it is only within certain limits; for the densest are here the poorest districts (*e*).

(d) LONDON DISTRICTS, arranged according to the Annual Value of House and Shop room to each Person.

Number of Districts.	Annual Value of House and Shop room to each Person.	Average Elevation in Feet.	Average Density.	Average Annual Mortality to 10000 Persons living.	
			Persons to an Acre.	Cholera (1849).	All Causes (1838-44).
	£.				
6	2.5 — 3.5	17	118	98	259
8	3.5 — 4.5	23	93	83	251
10	4.5 — 5.5	30	85	73	234
3	5.5 — 6.5	157	154	32	246
3	6.5 — 7.5	29	160	67	262
1	7.586	100	102	17	227
1	8.875	19	65	28	194
1	9.349	76	32	8	197
1	11.844	35	81	37	240
1	12.669	43	222	16	212
1	16.754	49	57	8	179
1	17.676	38	129	38	214

(e) LONDON DISTRICTS.—Arranged in the order of the Mortality from all Causes.

No. of Districts.	Annual Deaths from all Causes to 10000 Inhabitants. (1838-44.)	AVERAGE.			
		Annual Deaths from Cholera to 10000 Inhabitants. (1849.)	Elevation in Feet above Thames High-water mark.	Density, or Persons to an Acre.	Annual Value of House and Shop room to each Person.
7	Under 200	42	36	27	7.649
5	200—225	21	120	89	9.303
11	225—250	63	30	93	5.430
7	250—275	86	30	174	4.290
8	275 & upwards	103	17	147	4.703

CONDITIONS IN WHICH CHOLERA IS MOST FATAL.

It has been shown in the general analysis of the returns from the whole kingdom, that cholera has not only been most fatal in the low, and least fatal in the high parts of the country, but that the fatality has diminished proportionably as the dwellings of the population have been raised above the sea level. The epidemic began and was most fatal in the ports on the coast; and in ascending the rivers step by step, we saw it grow less and less fatal. It became probable that a certain relation existed between elevation and the power of cholera to destroy life. The more exact information which we possess respecting the London districts establishes this connexion beyond doubt. The relation may not be expressed by the same figures in other places, or in London at other times, but it will always be the general rule that the *mortality of cholera is inversely as the elevation of the people assailed above the sea level.*

Mere density of population had not the same direct effect of increasing the mortality in this disease as in others; for in many inland towns, and in high, dense parts of London, the mortality was slight or inconsiderable. Neither does the mortality from cholera vary in the London districts in any ratio of the density. Still density and numbers of people are not to be lost sight of; for the cholera was not fatal to many inhabitants of thinly peopled, though low and marshy parts; while in such localities it was very fatal in nearly all towns. The law is, that the mortality in *towns of some extent and density* is inversely as the elevation.

The wealth of different places differs in amount and distribution. The differences in wealth and poverty probably have an effect on the mortality. But abstracting the indirect effect through the selection of sites and the supply of water, the great differences in the wealth of the London districts do not enable us to detect a very marked or constant influence of this element on the mortality from cholera. In the country at large there is no reason to believe that the wealth of the inhabitants increases as we ascend the high grounds which the cholera left unscathed. The reverse is probably the fact.

Elevation of the land involves several conditions which have an important effect on life and health. As we ascend, the pressure of the atmosphere diminishes, the temperature decreases, the fall of water increases, the vegetation varies, and successive families of plants and animals appear in different zones of elevation. The waters roll along the surface of the rocks, or filter through them and the porous strata of the earth to burst out below—the sources of rivers, or of tributaries which carry disintegrated rocks, with the remains and excretions of vegetables, animals, or men, in every stage of decomposition. The deposits in stagnant places, and at the estuaries, show the kind and quantity of mixed matter which the laden rivers carry down and deposit on the low margins of the sea at the tidal confluences of the fresh and salt waters.

If we take a series of towns on a river it is evident that the refuse matter of the first town will pass through the second; of the first and second through the third; of the first, second, and third through the fourth; and so on to the lowest town, which will be traversed by all the unevaporated and unwasted organic matter that has found its way into the waters on their way to the ocean. As the transformation of decaying organic matter into inorganic and innoxious elements is constantly going on, it will be in many cases completely decomposed in its course. What has been said of the refuse of towns will apply to the leaves of the forests, and to vegetable remains of all kinds.

As the rivers descend, the fall of their beds often grows less, and the water creeps sluggishly along, or oozes and meanders through the alluvial soil. The drainage of the towns is difficult on the low ground, and the impurities lie on the surface, or filter into the earth. The wells and all the waters are infected. Where the houses are built on hill sides and elevations, as in London, the sewage of each successive terrace flows through the terrace below it, and the stream widens, the ground becomes more charged, every successive step of the descent, until it is completely saturated in the parts lying below the high-water mark.

The river, the canals, the docks, and the soil of a port may be viewed as a large basin full of an almost infinite variety of organic matters, undergoing infusion and distillation

at varying temperatures; and as the aqueous vapour which is given off ascends, it will be impregnated with a quantity of the products of the chemical action going on below, variable in amount, but necessarily greatest in the lowest and foulest parts. The emanations, mixing with the superincumbent atmosphere, ascend like smoke; but at the same time become less and less dense by dilution and by the gradual destructive decomposition. A glass vessel, perforated by small holes, filled with pure water, and dipped into a coloured solution, might give a good idea of the atmosphere of such a town; the coloured solution flowing down the sides would grow thicker by every accession of colouring matter, as it descended, and at the same time colour the water above with a tint deepening in intensity. Or if the river basins of the country were quite smooth and even, the sides descending rapidly at first and then slowly, the fall over the whole face of the country of rain flowing in thicker and thicker sheets as it descended, would present a good image of the phenomena; but perhaps not so vivid as the vapour which, when the rain ceased, would arise from the wet and saturated soil in every degree of density, from the thickest fog round the marshy bottom to the thinnest mist upon the hills.

From an eminence on summer evenings, when the sun has set, exhalations are often seen rising at the bottoms of valleys, over rivers, wet meadows, or low streets; the thickness of the fog diminishing and disappearing in upper air. The evaporation is most abundant in the day; but so long as the temperature of the air is high, it sustains the vapour in an invisible body, which is, according to common observation, less noxious while penetrated by sunlight and heat, than when the watery vapour has lost its elasticity, and floats about surcharged with organic compounds in the chill and darkness of night.

The amount of organic matter, then, in the atmosphere we breathe, and in the waters, will differ at different elevations, and the law which regulates its distribution, will bear some resemblance to the law regulating the mortality from cholera at the various elevations. It has been seen how rapidly in London the mortality from cholera diminishes a few feet above the low ground on a level with the Thames, while several feet of elevation in higher regions produces no sensible effect. The same thing holds in drainage. The ground on a level with the outlet cannot be drained at all, while a few feet of elevation make drainage practicable, efficient, and easy. And the law holds that while a few feet of elevation are so important near the outlet, they are of little or of no importance on the higher lands of the country. The diagram at page lxy represents roughly the facilities of drainage, as well as the mortality from cholera at the several elevations.*

It is established by observation that cholera is most fatal in the low towns, and in the low parts of London; where, from various causes, the greatest quantity of organic matter is in a state of chemical action; and it may be admitted that cholera, varying in intensity with the quantity, is the result of some *change* in the *chemical action* of this matter; leaving it open for further inquiry to determine whether, in England, that change is spontaneous, or the result of the introduction of a zymotic matter from beyond the seas; whether the poison enters the human frame in air or water, through the skin, the mucous membranes, or the air-cells of the lungs.

If the facts are so, it follows, that cholera will not only be fatal on low ground, but on high ground, if, from any concurrence of circumstances, the conditions exist there which are so constantly found in alluvial soils, lying on a level with or below the tidal waters. Now these conditions did exist in nearly every place severely visited by cholera on ground much above the sea level; in Salisbury, Merthyr Tydvil, Bilston, Newcastle-under-Lyme, and Church-street St. Giles, London.

The atmospheric pressure and the temperature diminish with the elevation; and it is easy to conceive that either may exercise considerable influence when the elevation is considerable. The rarity of the atmosphere, or the perpetual snow on the Himalaya and the Alps, may be alleged as the causes why the epidemic never

* See Table relative au Mouvement de l'eau dans les Canaux et Rivières: in *Leçons de Mécanique Pratique*, par A. Morin, 2^e Partie Hydraulique, p. 71.

crossed their passes. But the barometric column is depressed little more than 1-10th of an inch for an elevation of 100 feet; the atmospheric pressure therefore is not 1-300th part less at that elevation in London than it is at the water level. The difference in mean temperature, produced according to the ordinary computation by that elevation, does not exceed 4-10ths of a degree of Fahrenheit's thermometer.* Both these changes of temperature and pressure affect the organization, and they may be greater in summer than in other seasons; but when it is found that great and sudden changes of heat and pressure are borne with impunity, and moreover, that cholera has prevailed at different latitudes in different seasons, it does not appear probable that here these physical changes had much effect on the fatality of the disease. Besides this, it has been shown that an elevation of 10 feet above the water level diminishes the mortality from cholera very considerably; while a difference of ten feet at the higher elevation of a hundred feet, has little effect on the mortality of that disease. The variations of *temperature* and of *pressure* follow laws entirely different, and are too slight at elevations differing only ten feet to be the direct cause of the great difference in the mortality of cholera.

Certain diseases arise when men are crowded together in close dirty gaols, camps, or hospitals; when they inhale morbid exhalations, or are placed in contact with others labouring under such zymotic diseases as small-pox; and when they reside in marshy countries. The explanation of the diffusion of cholera by an organic matter is therefore consonant with what is known of the etiology of other diseases.

It has been shown already that when the cholera invades a place, it generally advances slowly at first; then that great numbers are attacked: and at the same time that many have all the symptoms of Asiatic cholera, others have cholera of a milder type: a class still more numerous have choleraic diarrhœa; and great numbers have disorder of the bowels, sickness, indigestion, and slight cramps. The stated proportion of deaths from cholera, out of a given number of cases, varies not only with the malignity of the form and with the medical treatment, but with the definition of the disease: some taking as cholera only cases in collapse, others including the mildest forms: the lighter forms of diarrhœa are seldom noticed in medical registers, and rarely come under medical observation.

Cholera has rarely been fatal in England to more than 1 in 2 attacked; and it may be laid down, that for 1 death, not more than 3 persons were attacked in the severer way.† The deaths from cholera in the last 3 months of 1848, and in the year 1849, were 54398; the deaths from the disease in 1849 were 53293; which may be taken to represent the deaths in the two years from the Asiatic type, leaving 1105 as from the common variety. About 160000 persons then may have been attacked by cholera in England. The population was about 17,541,000 in the middle of 1849; so that 17,381,000 of the population escaped attack. The deaths from diarrhœa in 1849 were 18887; 3887 may be set down as the result of common diarrhœa, leaving 15000; and if there are 100 cases to 1 death, the cases induced by the epidemic must have been 1,500,000. Less than 1 in 10 of the population were attacked by cholera or diarrhœa. By the table, p. cxxx, it will be seen that in all England 30 died of cholera, 11 of diarrhœa to 10000 living; of whom, by the previous estimate, 90 must have sustained an attack of cholera, and 1100 an attack of diarrhœa. In London, upon the same basis, it may be estimated that 1886 in 10000 inhabitants had an attack either of diarrhœa or cholera. In Hull, the district in which the mortality was highest, 241 died of cholera, 40 of diarrhœa, in 10000 inhabitants; of whom 4723 must have been attacked either by cholera or diarrhœa. If an exact return of every shade of the disease could be procured, it is probable that it would be found over a great part of the country in one form or other—differing not in nature but in intensity; never in any place attacking all the

* $f = \frac{e}{251.5 + .005 e}$, where e is the elevation in feet, and f the change of temperature in degrees of Fahrenheit.

† The cases of cholera reported to the Central Board of Health in England, 1831-2, were 82528, the deaths 31376; the mortality was consequently at the rate of 38 deaths to 100 cases.

inhabitants, and, as we have seen, leaving few districts without one or more deaths to mark its presence.

Under any circumstances it is certain that in this, as in other zymotic diseases, great multitudes of the people who in one way or other take an average dose of the poison resist its influence: and it may be admitted that the numbers attacked bear some proportion to the quantity of the specific matter in the air, water, or earth of the place where they dwell. This specific matter is known only by its effects; but it has been shown that the deaths from cholera vary in some proportion to the quantity of organic matter in the state so commonly observed in the low parts of low towns. Our generalization then goes to this extent, that the cause of cholera is some chemical modification of organic matter; and here is the great practical fact—that *although elevation of habitation, with purity of air and purity of water, does not shut out the cause of cholera, it reduces its effects to insignificance.*

ORIGIN OF THE CHOLERA EPIDEMIC IN THE DELTA OF THE GANGES.

Cholera has prevailed in many parts of the civilized world, and has probably not spared unexplored regions of whose barbarous inhabitants little or nothing is known. It appears to have followed everywhere the same general laws; affecting most fatally the low seaports and the cities near the mouths of rivers, and sparing the inhabitants of high grounds around the river sources. The physical circumstances of the country in which cholera first assumed the epidemic form throw great light on the causes of its mortality in other places. India was at the time covered by an intelligent band of army medical officers. They were called upon for returns which were made the basis of official reports, in Bengal by Jameson, a man who like Pringle, Lind, Jackson, Blane, and Martin, had the genius of medical topography; by Scott in Madras, who drew up a judicious and able report on the ravages of the disease in that presidency; by Steuard and Phillips in Bombay. Annesley, Kennedy, and Orton have described and analyzed the disease; Martin has written a medical topography of the country; so that the information respecting the origin is more complete in respect to this than to any other great epidemic.

The Indian epidemic began in the Delta of the Ganges. Mr. Orton thus sums up the evidence of the Reports:—"The epidemic had not one but various local sources in the level and alluvial, the marshy and jungly tract of country which forms the Delta of the Ganges, and extends from thence to the Burrampooter. For here we find it as early as June, and the beginning of July, 1817, noticed as prevailing to a serious extent in Nuddea, a province which is stated to be notorious for the disease in its endemic form, and in Dacca."* "Jessore, the place in which the disorder first put on a very malignant form, is," says Jameson, "a crowded, dirty, ill-ventilated town, surrounded by a thick jungle, and in the rains by an immense quantity of stagnant water."* * In Sylhet the influence of situation was perhaps more remarkable than in any other quarter.* * It appeared that the villages in which it raged most extensively were considered by the natives as comparatively unhealthy and obnoxious to fevers of the intermittent type; being exposed to the effluvia arising from marshes and extensive lakes, in which the Zila abounds, particularly towards the south-west division, where the greatest number of victims fell. The Sepoy lines, on the contrary, being placed from sixty to a hundred feet above the general level of the country, had scarcely any cases excepting such as occurred in persons on guard at the different outposts.

"In Calcutta, again, the disease was, from first to last, most prevalent in the lower parts of the town and suburbs, as the Bura Bazar, Simeleia, Dyahutta, and Suwah Bazar; and in the suburbs, the villages of Khidderpore, Bhuanipore, Manicktolla, Kurrya, Entally, Chitpore, and Sealdah.

"These dependencies are everywhere intersected by pools, broad ditches, and channels, which, being imperfectly drained, are in the rainy season always full of stagnant water and rank weeds.

* Orton on the Epidemic Cholera, 2nd edition. p. 329. ‡

"From this plentiful source of corruption, foul air is constantly given forth; and as all ventilation is obstructed by large groves of trees and vegetation of every description, it is there concentrated until it becomes entirely unfit for the purposes of respiration.

"The miserable condition of the generality of the inhabitants of these villages is hardly to be imagined. Each hamlet is made up of many mud or straw huts, generally from six to twelve feet square, placed so close to each other as to leave scarcely room to pass between. In every one of these wretched hovels a whole family, sometimes consisting of six or eight persons, resides; and not unfrequently cows, pigs, and other domestic animals add to the filth and foul atmosphere in which they abound. The singularity is not that persons so situated should be more than others subject to the influence of a prevailing epidemic, but that they should ever be free from maladies of this description.

"The higher classes of natives, and Europeans generally, inhabiting the better raised and more airy parts of the town, suffered proportionably less than the lower ranks."* Such was the condition of a large part of the dense population in the birthplace of cholera. The returns of the mortality among the natives are very imperfect; but they show that while many thousands perished in Calcutta and the districts on the Ganges as far as Allahabad, the casualties higher up the river were "comparatively fewer: in Agra the deaths did not exceed 10 daily, although the town contained 30000 people. Not 500 in all died in Muttra; and about a like number died in the immense city of Delhi."†

Mr. Jameson and Mr. Scott give other examples of towns and camps on low grounds suffering severely, and of elevated spots escaping with little loss; they also cite, exceptionally, instances of camps and cities on high ground suffering attacks of great severity, or of high places escaping for a time and being assailed in after years. The early Indian returns of mortality were imperfect and often incorrect: the relative elevation is rarely stated; it is impossible therefore to determine how far the law deduced from the English returns regulates the Indian observations. The general result is summed up by Mr. Jameson in words as precise as the observations justified:—"There is abundant proof that in *high, dry, and generally salubrious spots, it was both less frequent in its appearance and less general and fatal in its attacks than in those that were low and manifestly unwholesome.*"‡

THEORIES AND ANALOGIES.

A cholera, which, in all its leading symptoms, is the same as the epidemic disease, has existed from time immemorial in Europe and Asia. Cases are related in the earliest medical writings, and occur sporadically every year in England. The disease in the epidemic is a variety, well characterised by the duration of the fatal cases. We call the one variety Summer cholera, the other Asiatic cholera, merely to give them distinctive names. With the facts before us will any theory account for the phenomena? What is the cause of Summer cholera? What is the cause of the Asiatic cholera? Why does cholera in one year destroy only a few lives and occur sporadically, in other years spread successively over the whole world, and destroy a million or more of the inhabitants in a short space of time? In what way is the malady propagated?

This pestilence like others has been ascribed to great phenomena in the heavens and the earth, which shake the minds of men, and have sometimes happened at the same epochs, or a few years before or after the ravages. Comets, eclipses, meteors, earthquakes, "violent commotions in the earth's organism,"§ besides exciting strong allied emotions, have some points of analogy with pestilence in their going and coming. A

* Report on Epidemic Cholera Morbus in the Presidency of Bengal, in the years 1817-8-9 (pp. 107-111), by James Jameson, Esq.

† Pages 174-5.

‡ Report on Epidemic Cholera Morbus in the Presidency of Bengal, in the years 1817-8-9 (p. 106) by James Jameson, Esq.

§ Hecker on Epidemics, translated by B. G. Babington, M.D. (pp. 11-21.)

comet as it approaches the earth's orbit, flames through the firmament, recedes, and disappears, serves to illustrate as well as a diagram, the rise and decline of an epidemic; but no theorist has ever proved that there is any constant connexion between comets and plagues, much less that there is any coincidence in the succession of their phenomena.

The theory of volcanic agency has been ingeniously advocated by a recent writer who has closely studied cholera and other epidemics.* He discovers five points in which the phenomena of volcanoes and of pestilences agree, and thus summarily lays them down as laws:—1. The effects of volcanic and pestilential action are felt along particular lines of the earth's surface. 2. There is regularity in their progress both chronologically and geographically. 3. The effects of subterranean agency are less on secondary than on tertiary strata, while they are seldom witnessed on primary formations. 4. They are always much greater and more perceptible near the sea, and other collections of waters, as lakes, rivers, [springs?]. 5. And, finally, the phenomena of volcanic eruptions and pestilence have, in common, a limited duration, periodical returns, and total cessation in the particular locality after certain definite periods. The theory assumes that the pestilence is caused by "poisonous elements generated in subterraneous reservoirs, and diffused in the surrounding atmosphere."† The work of Mr. Parkin must be consulted for the discussion of all the facts which support the theory. The gases and ashes which escape from volcanoes have been analyzed, but the "poisonous element" has not been identified or detected in places suffering from cholera. Cholera is apparently not more fatal in the immediate neighbourhood of volcanoes than it is elsewhere, and its successive outbreaks in the districts of England have not, in 1832 or 1849, been preceded, accompanied, or followed by any earthquake or visible volcanic phenomena.

Tempests, thunder-storms, showers of rain, the formation of clouds, evaporation, and combustion, present many analogies with the pestilential outbreak. The gentle wind quickens into a violent tornado, traverses lines of country, prostrates everything in its course, and then quietly dies away like cholera, to reappear again at intervals and in other places. The cloud, no bigger than a man's hand, lies quietly on the sky, spreads, covers the heavens; a few drops of rain fall, the lightning flashes, the thunders roll, the waters descend in sheets on the earth; then the tempest subsides and the atmosphere is more tranquil than it was before, just as the phenomena succeed each other in an epidemic. In combustion the fire smoulders for a time, until the whole mass is heated; then chemical action is accelerated; the flame bursts out, intense heat is evolved, and the fire subsides when the combustible material is consumed. Blights and the sudden development of infusorial and cryptogamic life present so many analogies with epidemics in their effects on the vegetable kingdom, their diffusion, and their course, that they have been by some regarded as the causes of pestilence.‡ The growth of grasses also presents a parallel. The cholera in England kept pace in its development with the wheat plant, which took root in October, germinated in the winter, flowered in June, filled in July and August, was cut down by the reaper before the first week in September when cholera was most rife, and would have been dead ripe in October and November when cholera ceased. Many striking processes of the inorganic as well as of the organic kingdom, present series of developments which have analogies with, but are not causes of pestilential phenomena. The theorist, however speculative

* "On the Influence of Volcanic Action in the production of Epidemic Diseases," by John Parkin, Fellow of the Royal Academy of Madrid, &c. &c., 1845. Mr. Parkin's life presents a rare example of courage and zeal. "Having," he says, "followed the epidemic cholera for some years, and having paid frequent and oft-repeated visits to districts in which malaria abounds, it has generally happened, after I have been residing for any time in other and more healthy localities, that I was, on my arrival in an infected district, attacked with the prevailing complaint, no matter whether it was epidemic or endemic; that is to say, the cholera, fever, or dysentery," p. 22. Mr. Parkin was in London in 1849, and went to Jamaica on the outbreak of the epidemic there. He is a sanguine advocate of the treatment by carbonic acid gas.

† Pages 39-60, 185.

‡ The hypothesis of insect life as a cause of disease is stated with much ingenuity by Dr. Holland in his *Medical Notes*.

he is, may, by tracing these analogies, often open the way to a happy generalization, which admits of practical applications, and is the explanation of the facts.

Heat has a great influence on the intensity of the epidemic cholera, which began on the verge of the torrid zone, and in the temperate zone has been unquestionably most fatal in the hot season of the year: there is, however, no constant relation between a high temperature and this variety of cholera: it does not prevail so frequently in other hot climates as it does in the East Indies, and it has in some places raged with the greatest violence in winter, where, however, as in St. Petersburg, the dwellings are always heated artificially. As each place at different latitudes has its harvest season so it appears to have its pestilential season.

The hypothesis that Electricity is the cause of cholera has been advanced by recent writers of ability. Mr. Orton has summed up all the facts and arguments in its favour.* He suggests rather than asserts that a "deficiency of electricity," or a negative, instead of the more common positive electricity of the atmosphere, is the "primary remote cause" of the epidemic. Mr. Orton, with the candour that marks his writings, adds, that if the condition in question "is absent in a single instance of a general attack, the theory must fall to the ground." Many examples of thunderstorms, and of great electrical disturbances, have been noted in the epidemic years. Similar disturbances happen in other years, and neither Mr. Orton nor any other writer has succeeded in showing, from observations with the electrometer, that there is any invariable relation between the progress of electrical phenomena and epidemic outbreaks of cholera. No importance can be attached to the stories of the inaction of the electrical machines of certain philosophers, any more than to the isolated observation of Dr. Prout's barometer in 1832.

Schönbein, the Professor of Chemistry at Bâle, has given a new turn to the electrical theory. His experiments and the investigations of De la Rive, Marignac, Berzelius, Erdmann, and Marchand, prove that pure or atmospheric oxygen, on being exposed to the action of electrical sparks, is transformed into an odoriferous matter, which he calls *ozone*; declared by them to be nothing but an allotropic modification of oxygen. The results of his recent researches incline him to adopt their view, although he had previously considered it to be a peroxide of hydrogen. Be this as it may, ozone is found to be one of the most powerful oxidizing agents yet known. It transforms, in the cold, silver into the peroxide of that metal; instantly decomposes sulphuretted or phosphoretted hydrogen, and acts upon almost all organic substances. He found that one dose of ozone would disinfect or destroy the smell of 3,240,000 volumes of atmospheric air saturated with the miasms of putrid flesh. Ozone, in variable quantities, is incessantly formed by electrical discharges continually going on in the atmosphere, and Schönbein's observations show that its quantity varies in different places, and at the same place at different times. The miasmatic matters thrown into the atmosphere by the infinite number of plants and animals hourly dying in the earth, water, and air, are, he is disposed to believe, decomposed by ozone, which is simultaneously destroyed.

Ozone, like chlorine, irritates the lungs, and produced in Schönbein "a painful affection of the chest, a sort of asthma, with a violent cough," which forced him for a time to discontinue his investigations. On comparing his ozonometric observations with the lists of the catarrhal patients of several physicians of Bâle, they were struck by the coincidence between the unusual number of catarrhs and his "blue days," or days in which ozone existed in excess in the atmosphere. Schönbein does not think the question of causation decided, but strongly recommends ozonometric observations.† Instead of adopting this suggestion, and in the absence of observation, it was argued by some, when cholera was epidemic in 1849, that an excess of ozone was the cause of influenza, and that a deficiency of ozone was the cause of cholera!

* Orton on the Epidemic Cholera of India, chap. ix. See, for another hypothesis, Mr. Orton's chapter viii., on Sol-lunar influence.

† "On some Secondary Physiological Effects produced by Atmospheric Electricity," by C. F. Schönbein. Paper communicated to the Royal Medical and Chirurgical Society of London, by M. Faraday, D.C.L.; Transactions, vol. xxxiv. or second series, vol. xvi., 1851, pp. 205-32.

That ozone exists in the atmosphere and destroys some miasms is probable ; but the hypothesis itself assumes that a cholera matter exists independently of ozone, by which it is supposed to be destroyed.

Schönbein, by experiments on the Jura Mountains, ascertained that at 12-1800 feet above the level of Bâle, his ozonometers exhibited higher degrees than they did at the same time in Bâle ; whence he infers that the higher contain less miasmatic matter than the lower regions of the atmosphere.

Jameson, in the last page of the Supplement to his admirable "Report on Cholera in Bengal," after noticing that some of the natives placed "great faith in *boiled water* as a preventive," and that one of the principal native gentlemen of Calcutta ascribed the "singular healthiness of his numerous household to his having taken the simple precaution of allowing no water to be drank by them until it had been previously boiled," adds : "*Bad water no doubt sometimes immediately induces the disorder ; but we must not suppose it is the sole cause of it.*"* This is borne out by some observations in the Indian Reports ; where, however, the sources of the water supply are too seldom referred to, although a popular belief prevails in many countries of India that it is the water which produces ague and remittent fever.† Dr. Barnes, who had medical charge of the district of Jessore in Bengal from 1810 to 1822, but who was absent in part of the years 1816 and 1817 when the disease assumed the epidemic character, stated in 1831, that he had there been intimately acquainted with the disease as an endemic. He had considered it from the first as a disease peculiar to that country and previously unknown, which had superseded the periodical remittent fever formerly so prevalent. If the annual storms of violent thunder, lightning, wind, and rain commenced early in March, and recurred at short intervals until the rainy season began, the hot season (April, May, June) was, he says, comparatively healthy, and conversely : if the rains broke up at the end of August, and the waters sank rapidly during September, the cholera commenced its attack at the beginning of October, carrying death and desolation among the inhabitants until the middle of December, when the disease in a short time became apparently extinct. Instead of the usual rainy and dry season, scarcely a week of 1816, in Jessore, was without rain ; the sun was constantly obscured ; the atmosphere close, heavy, moist ; the thermometer from March to November, ranging between 70° and 95°. The crowded ill-ventilated native huts are on mounds surrounded with pits, which are the receptacles of stagnant water, and of every kind of filth. Dr. Barnes asserts unhesitatingly that in these circumstances the Asiatic epidemic was generated from the *exhalations* arising from the decomposition of *animal and vegetable matter* and the *use of water in which this process was continually going on*. "These," he emphatically declares, "*were the sole cause of this disease.*"‡

"In the autumn of 1849, Dr. Brittain and Dr. Swayne, of Bristol, considered that they had discovered the cause of cholera in a *minute fungus* ; and Dr. W. Budd, of the same city, met with the supposed fungus in various specimens of water used as drink, in places where the cholera was very prevalent."§ Upon further investigation the supposed fungi were, by experienced microscopists, pronounced to be other matters ; and after the able Report of the Committee of the London College of Physicians, the hypothesis was generally abandoned.

Dr. Snow, in a paper dated Aug. 29, 1849, advanced a theory of the pathology of cholera ; and it is in many respects the most important theory that has yet been propounded. Dr. Snow, after endeavouring in a subsequent paper to show that the disease is propagated by human intercourse, and that it is a local affection of the alimentary canal, thus states his doctrine :—

"The induction from these data is that the disease must be caused by something

* Report on Cholera Morbus in Bengal, by James Jameson, p. 324, Supplement.

† See Bishop Heber's Indian Journal, ed. 1843, chap. xvii., p. 253. In a previous page (251) is a good description of the depressing and degrading effects of malaria on man.

‡ Letter addressed to Dr. Roupell, Dr. Babington, H. Field, Esq., and J. Ridout, Esq., members of the London Board of Health, dated Nov. 12, 1831, published in M'Culloch and Maclaren on Cholera, pp. 26-35, 1850.

§ Dr. Snow on Cholera, paper read at the Epidemiological Society, 1851.

which passes from the mucous membrane of the alimentary canal of one patient to that of the other, which it can only do by being swallowed; and as the disease grows in a community by what it feeds upon, attacking a few people in a town first, and then becoming more prevalent, it is clear that the cholera poison must multiply itself by a kind of growth, changing surrounding materials to its own nature like any other morbid poison; this increase is the cause of the *materies morbi* of cholera taking place in the alimentary canal.

"The instances in which minute quantities of the ejections and dejections of cholera patients must be swallowed are sufficiently numerous to account for the spread of the disease; and on examination it is found to spread most where the facilities for this mode of communication are greatest. Nothing has been found to favour the extension of cholera more than want of personal cleanliness, whether arising from habit or scarcity of water, although the circumstance hitherto remained unexplained. The bed-linen nearly always becomes wetted by the cholera evacuations, and as these are devoid of the usual colour and odour, the hands of persons waiting on the patient become soiled, and unless these persons are scrupulously cleanly in their habits, and wash their hands upon taking food, they must accidentally swallow some of the excretion, and leave some on the food they handle or prepare, which has to be eaten by the rest of the family, who, amongst the working classes, often have to take their meals in the sick room. Hence the thousands of instances in which, amongst this class of the population, a case of cholera in one member of the family is followed by other cases: whilst medical men and others who merely visit the patients, generally escape.

"With only the means of communication which we have been considering, the cholera would be constrained to confine itself chiefly to poor and crowded dwellings, and would be continually liable to die out accidentally in a place, for want of the opportunity to reach fresh victims; but there is often a way open for it to extend itself more widely, and that is by the mixture of the cholera evacuations with the water used for drinking and culinary purposes, either by permeating the ground and getting into wells, or by running along channels and sewers into the rivers."*

Dr. Lloyd, on August 30, 1849, at a meeting of the South London Medical Society, adduced instances of the great mortality from cholera, of people living in Silver-street and Charlotte-place, Rotherhithe, who got their water from a well and a ditch into which the privies discharged their contents. The disease was much more fatal in the parts of Rotherhithe where ditch-water was used, than it was in places which had their supply from the water-works. Dr. Snow has collected examples in the South London districts, where the water being derived from deep wells, few cases of cholera occurred; and other instances of a great fatality among people living in houses, such as those in Wandsworth-road, where the contents of the water-closets found their way into the water. He shows, from a communication by Dr. Shapter, that in 1832 Exeter was supplied with water taken from the streams of the Exe, into which the sewers emptied themselves; and that subsequently water-works were established on the river, two miles above the town, and more than two miles above the tidal range. In three months of 1832 cholera destroyed 347 lives in Exeter; in 1849 it was only fatal to 44 persons, many of them strangers, who died within three days of their arrival. An opposite instance is afforded by Hull, which in 1832 was scantily supplied with water from springs at Anlaby, three miles distant. About seven years since water-works were established on the river Hull, two miles and three-quarters above its confluence with the Humber, and afford the town a plentiful supply. But half the sewage of the town is delivered into the waters of the river Hull, half into the Humber; the tide flows up the river many miles past the water-works, and carries with it the contaminated liquids of the sewers. In 1832 the cholera was confined almost exclusively to the poor, and the deaths amounted to about 300; in 1849 the deaths were 1178, and occurred among all classes of persons.† Negative and positive instances in other towns are cited by Dr.

* "On the Pathology and Mode of Communication of Cholera," by John Snow, M.D. (Paper reprinted from the London Medical Gazette, pp. 2, 3).

† Dr. Snow, pp. 7, 8. The numbers of deaths in 1849 are from the present returns.

Snow; and in their Reports to the Board of Health by Dr. Sutherland and Mr. Grainger.

Dr. Snow's theory of the propagation of Asiatic cholera in London is very simple. The cholera matter was brought to London by patients from Hamburg; it was multiplied in the intestines of infected people until the disease spread in this way all over the metropolis. It necessarily implies that the rice-water discharges of the cholera patients may, under the present system of water supply, be distributed unchanged to nearly every house in London, where water is used for drink, ablution, and washing. Dr. Snow is unfortunately able to show that this excremental distribution—almost too revolting and disgusting to write or read—is possible to a very considerable extent.* The sewers of London run into the Thames and the Lea, from which a part of the water supply is derived. The water, which the inhabitants of London have but the repulsive alternative to discuss in words or to use in fact, is however baled from the ditches only by the wretched inhabitants of such parts as Jacob's Island. It is in one case before distribution pumped up to a distant reservoir at Brixton; in other cases it is taken higher up the rivers, largely diluted, or beyond the reach of any but casual contamination; filtration is employed; chemical action, as the chemists on behalf of their wealthy clients tell us, is incessantly going on, and converting impurities into simple elements; so that it is only in some places, or in rare circumstances, that the organic waste can reach and injure the people. Still, in this mitigated form, the risk is too tremendous to be incurred by two millions and a half of the people, who require and can obtain an abundance of sweet water.

The supply of Paris is from various sources, but four-fifths of the water is from the Canal de l'Ourque, which, by the decision of Napoleon, was also appropriated to navigation. The water for some years, and in 1832 when the first epidemic was so fatal, was drawn from the dirty basin in which the boats and barges of the canals rested; but is now drawn from the canal before it enters the basin. The water in the Regent's Canal round London, and in the Cumberland Basin, Regent's Park, present a pretty faithful image of the waters of the Canal de l'Ourque, which flow from the fountains, and supply the wants of the Parisians. The water in the Cumberland Basin is described by Dr. Milroy as "in a most offensive state, and, indeed, no better than that of a stagnant putrid ditch;" and a great deal of choleraic disease prevailed among the men who were employed in the barges, and most of the families living in the houses on the wharves were more or less affected.† The mortality of cholera in Paris was excessive, and in 1832 varied from 80 of 10000 inhabitants in the elegant Chaussée d'Antin and in Montmartre on the heights, to 530 and 520 in the low Quartiers of the Hôtel de Ville and the Cité.‡ The experience of Paris, then, as well as of many of our own towns, lends some countenance to Dr. Snow's theory.

The general argument in favour of the propagation of cholera by infection has been forcibly stated by Dr. Bryson, who brings facts from the experience of the navy to show that the existing virus may take effect at the distance of one or two miles, if not further; and, in contact with inanimate substances, may be conveyed to the distance of many hundred miles, provided the transit be accomplished within the space of about ten days.§ Dr. Bryson admits that the question of quarantine is surrounded with practical difficulties, as instances of cholera occurred in several ships of the Mediterranean squadron *before they had any communication with the shore* where the disease was prevailing. Indeed, on the hypothesis of infection, which assumes that "an atmosphere charged with the specific virus emanating from a population labouring under cholera and choleraic diarrhœa may prove effective at the distance of several miles from an infected locality;" or on the hypothesis of diffusion by water up the tidal streams, it is difficult to understand how the ordinary quarantine can at all exclude the epidemic.

* "On the Communication of Cholera," by J. Snow, M.D., pp. 23-26.

† Report of General Board of Health on Cholera, p. 48.

‡ Etudes sur la Ville de Paris, par Horace Say, pp. 384-422, 481, and maps. And Rapport du Choléra dans Paris 1834.

§ On the Infectious Origin and Propagation of Cholera, by A. Bryson, M.D., Surgeon R.N., 1851, pp. 39, 46, 47.

Nothing but the absolute cessation of all intercourse between this island and the rest of the world could be effectual.

Instances are cited by writers on contagion of medical officers in attendance on cholera patients, suffering or escaping attacks of the disease; but they are seldom conclusive. In London, for example, one hospital physician and one hospital surgeon died of the disease: the mortality was consequently higher in this class than it was in the rest of the inhabitants of London. The two medical officers resided on the north side of the Thames; but the two hospitals, Guy's and St. Thomas's, are in two of the lowest and most fatal districts on the south side of the river, and cholera patients were not apparently admitted at Guy's hospital, although they were treated at St. Thomas's. The disease was not fatal on the higher ground, north of the Thames, to any of the medical officers of the hospitals where cholera patients were freely admitted. Whether any of them suffered from premonitory symptoms is unknown; yet this is an element to be taken into account; for it may be assumed that in medical men the disease is more frequently checked in the early stage, when it is amenable to treatment, than it is in the rest of the community.

The fact that the first cases of the epidemic appear in the *sea-ports* is not in itself a decisive proof of the importation of the disease; for if it is ever indigenous, as it was on the Delta of the Ganges, it will almost certainly break out in such low places and circumstances as are found in the neighbourhood of nearly all sea-ports.

The hypothesis of spontaneous development in England has been advanced, and may be supported by arguments of some weight. Thus there can be no doubt that the epidemic cholera is closely allied in all its essential symptoms to sporadic cholera, and the conversion of the one variety into the other in England is not *à priori* impossible. The march of cholera and diarrhoea since 1838 presents the appearance of a progressive development. The deaths from cholera in England were 331 in 1838, 702 in 1840, and 1620 in 1842; from diarrhoea 2482 in 1838, 3469 in 1840, and 5241 in 1842. These diseases became much more serious in 1846, and raised the general mortality. In London the deaths in 1839, 1840, 1842, 1846, 1848, 1849, were 36, 60, 118, 228, 652, 14137 from cholera; 376, 452, 704, 2152, 1913, 3899 from diarrhoea. The seasons of the year, and the circumstances of the people presented great variations in the twelve years, but on the whole they favoured epidemic development. The price of wheat rose rapidly from 39s. a quarter in 1835, to 71s. in 1839, and then declined to 57s. in 1842. The potato crop failed partially in 1845, in 1846 the failure was general, and the country in 1847 besides commercial distress, suffered some of the consequences of famine. The potato is antiscorbutic, and could not be replaced by other food of a different quality. Scurvy prevailed in many parts of the kingdom; influenza broke out as an epidemic at the close of 1847; the cholera eruption followed at an interval of a year. The spontaneous eruption of cholera has its analogue in the other zymotic diseases: thus small-pox, scarlatina, and typhus are five or ten times as fatal at some times as they are at others in districts of London.

An isolated, local epidemic of cholera which broke out in the Coventry workhouse, appears to show that the spontaneous evolution of epidemic cholera is possible in England. The following account has been drawn up exclusively from the Registration Returns, which did not in 1838 contain any statement of the duration of the fatal diseases. The season of the year, however, as well as the fatality of the disease, prove that the cholera had not the common character.

The House of Industry at Coventry suffered in the beginning of 1838 a sudden and severe outbreak of cholera, when 55 of the inmates, 27 males and 28 females, perished by the epidemic. The first death occurred on the 7th of January, and on that and the four following days, seven cases were fatal; from the 12th to the 16th inclusive, 4 persons died; between the 17th and 21st, 15; between the 22nd and 26th, 20; between the 27th and 31st, 7; and on the first three days of February, 2. 18 of the fatal cases occurred under 40 years of age, and 8 between that and 60; but the greatest mortality was between 60 and 80 years, when 20 patients sunk under the epidemic; the remaining 9 died at upwards of 80 years. Fortunately the disease was confined to the house, and did not extend its visit to the town.

While the facts prove that the population was undergoing a morbid change, which may have issued in a great epidemic, it seems more consonant with the whole history of the disease to admit that while the materials were smouldering in England the flame which threw the mass into combustion was of Asiatic origin.

It is not necessary to discuss the zymotic theory here, but I give in a note the substance of a paper on the subject which appeared in the Appendix to the Registrar-General's Fourth Report. As there restricted, it only expresses certain facts in the history of diseases, and of cholera among the rest, which are shown to be analogous to other facts with which chemistry is conversant.

It may, I think, be admitted that the disease Asiatic cholera is induced in man by a certain specific matter, and as it has been proposed to call the matter varioline which causes small-pox, so *cholerine* may designate the zymotic principle of cholera. A variety of that matter was produced in India in certain unfavourable circumstances; it had the property of propagating and multiplying itself in air, or water, or food, and of destroying men, by producing in successive attacks the series of phenomena which constitute Asiatic cholera.

That *cholerine* is an organic matter, cannot, I think, be doubted by those who have studied the whole of its phenomena and the general laws of zymotic disease. The great questions remain—Is *cholerine* produced in the human organization alone and propagated by excreted matter? Is it produced and propagated in dead animal or vegetable matter or mixed infusions of excreta and other matter out of the body? Is it propagated through water? through air? through contact? or through all these channels?

Observations sufficiently exact to decide these questions definitively have yet to be made, and discussed on the principles of probability. The decisive facts cannot be investigated by experiments in which human life may be exposed to risk. They must be carefully looked for and noted by good observers. Conflicting theories serve, among other purposes, to direct the attention of observers to important points which they may otherwise neglect.

While fully admitting the importance of theories, I have endeavoured to present, from the Returns, a view of the facts, without reference to any theory; and to show, independently of the theories, that the conditions in which cholera is or is not fatal, may be determined, and yield important practical deductions.

NOTE.—The *zymotic* hypothesis, which is strictly applicable to all the known phenomena of cholera, is thus stated in the Appendix to the Fourth Annual Report, 8vo, of the Registrar-General, pp. 199—205.

"Miasm, properly so called, causes disease without being itself reproduced. * * * Carbonic acid and sulphuretted hydrogen, which are frequently evolved from the earth in cellars, mines, wells, sewers, and other places, are amongst the most pernicious miasms," (*Liebig*). Miasms produce diseases like ague, without being propagated by contagion; and the poisons—carbonic acid, sulphuretted hydrogen, and other gases, which are given off by organic matter in putrefaction, afford an illustration of their action. The miasm which excites intermittent fever may be designated *pyretine*; and if it were not probable that modifications of the marsh miasm induce, in certain circumstances, remittent and yellow fever, specific names should be found for their principles. Rheumatic fever is apparently caused by a miasm.* Its changes of seat can scarcely be accounted for on the hypothesis that it is a local inflammation of the fibrous tissue.

Certain matters which have not yet been analyzed produce small-pox, glanders, hydrophobia, syphilis, measles, scarlatina, and other diseases; and as it was before proposed to give names to the well-defined diseases produced by poisons, so, for the purposes of reasoning, it will be equally useful to name these specific matters or transformations of matter by which diseases are propagated either by inoculation and contact (contagion), or by inhalation (infection). The following list exhibits the popular and scientific names of diseases in juxtaposition with the proposed names of their exciters; and it may be assumed hypothetically, that in the blood corresponding bodies exist which are destroyed, and by the transformation of which the exciters are generated or reproduced. The names in the second column terminate in *a*, except a few in *s*. *Lyssa* (from *λυσσα*, rabies), the old Greek term, has been restored by Mason Good; I propose, for the sake of uniformity, to call puerperal fever *metria*; mumps, *parotia*, reserving parotitis for simple inflammation of the parotids; croup, *tracheia*; and the disease from puncture in dissection, *necusia* (*νεκυσ*, the dead body).

* The exciting cause of intermittent fevers, rheumatism, and [rheumatic] neuralgia, is generally admitted (?) to be *malaria*; and if viewed abstractedly, and with reference to their specific nature, it is probable that *malaria* is the only exciting cause of these diseases.—*Prout on Stomach and Urinary Diseases*, p. 80.

Diseases.		Zymotic Principles.
Small-pox	variola.	varioline.
Cow-pox	vaccinia.	vaccinine.
Glanders	equinia.	equinine.
Hydrophobia	lyssa.	lyssine.
Syphilis	syphilis.	syphiline.
Infection in dissecting	necusis.	necusine.
Erysipelas	erysipelas.	erysipeline.
Puerperal fever	metria.	metrine.
Measles	rubeola.	rubeoline.
Scarlet fever	scarlatina.	scarlatinine.
Hooping cough	pertussis.	pertussine.
Dysentery	dysentery.	{ enterine.
Diarrhœa	diarrhœa.	{
Cholera	cholera.	{ cholerine.
Influenza	influenza.	{ influenzine.
Typhus	typhus.	{ typhine.
Plague	pestis.	{ pestine.

The existence of gangrenine, ergotine, ophthalmine, tetanine, miliarine, diphtherine, parotine, aphthine, tracheine, may also be admitted. It is maintained by some pathologists, that the same specific poison produces several of these diseases—erysipelas, necusis, and metria, for instance—but while the diseases are described as distinct, it will be most convenient to consider their excitors as distinct, although they may be convertible into each other, and be as nearly related as varioline and vaccinine.

The chemical composition of these principles is at present unknown; but as salts are distinguished from each other by their relations to other bodies, and, though they may have the same appearance in solution, are found to differ by the compounds which they form with other bodies in solution, so the existence is demonstrated by the effect, of the matter here called "*lyssine*," on animals, although it cannot be detected by the rough analysis of artificial chemistry. The smallest quantity imaginable of *lyssine* inserted under the skin of a dog produces hydrophobia; and the bites of the infected dog will throw other dogs, and even human beings, into a state similar to that of the dog from which the charge of *lyssine* originally came. Varioline in the same manner produces small-pox, if the patient has not previously undergone its influence or the influence of vaccinine—a modification of varioline. The diseases of this class have been frequently spoken of as fermentations; and Liebig has now opened the way to the explanation of their nature by a reference to the phenomena attending the transformations of organic compounds, excited by the action of other compounds simultaneously undergoing analogous transformations. Thus yeast, which is gluten in a state of transformation, added to wort, which contains gluten and sugar, converts the gluten of the wort into yeast, and at the same time the sugar into alcohol and carbonic acid, the two transformations going on together, and the latter ceasing when the former ends. The yeast reproduces yeast, if gluten, from which it was originally derived, be present: and if the temperature and circumstances be favourable, fermentation may be spontaneous.*

It must be admitted, with respect to all the forms of these diseases, that the body, in the cycle of external circumstances through which it passes, may run into them spontaneously (in this they differ from the class of diseases referred to external causes), for it is impossible to trace them invariably to infectious sources; it is not *à priori* more improbable that they, than other diseases, should arise spontaneously, and it is impossible to account for their existence in the world upon any other principle than that of spontaneous origin. Still the property of communicating their action, and affecting analogous transformations in other bodies, is as important as it is characteristic in these diseases, which it is proposed therefore to call in this sense zymotic.† A single word, such as *Zymotics*, is required to replace in composition the long periphrasis "epidemic, endemic, and contagious diseases;" with a new name and a definition of the kind of pathological process, which the name is intended to indicate, persons who have not made themselves acquainted with the researches of modern chemistry can scarcely fall into the gross error of considering this peculiar kind of diseased action and vinous fermentation absolutely identical; or of considering that others entertain that opinion. Liebig draws a distinction between fermentation and putrefaction: the reasons are more urgent for distinguishing the pathological transformations from fermentation or putrefaction, while it is admitted that they are of a chemical nature, and analogous to fermentation; by which they are moreover to a certain extent explained, although so little is known of the series of chemical changes and products in any single zymotic malady, or of the chemical reactions of the living forces and organs. Small-pox is by hypothesis the transformation of varioline, and certain unknown concomitant chemical changes in the blood and skin; manifesting the important symptoms which fall under direct observation.

Some of the morbid principles are fixed; others are volatile; but the greater part of them are fixed and volatile in different circumstances. Necusine, pestine, syphiline, lyssine, equinine, and vaccinine, are

* See Liebig's luminous exposition of the doctrines of fermentation, in his *Chemistry of Agriculture, Physiology, and Pathology*. Two vols.

† From ζυμωω, I ferment: zymosis—fermentation, and zyma—ferment, may also be employed in English, not in the sense which they have in Greek, but as general designations of the morbid processes and their excitors. *Zymosis*, and the verb from which it is derived, occur in Hippocrates. See a good note and quotation from Galen, by Foesius, in the *Œconomia Hippocratis*, appended to the Geneva edition (1662) of the works of Hippocrates. *Coction* appears to have been used by the father of medicine with the same qualification as ebullition and fermentation by Sydenham. See his *Treatise on Ancient Medicine*, vol. i. *Œuvres Complètes d'Hippocrate*, par E. Littré, 1839.

the most frequently fixed; they give rise, when placed on the skin, particularly where the epidermis is removed, to their peculiar diseases; but contagion is not invariably the result of their contact; indeed, in several of them it is the exception rather than the rule. Either there is no matter in the organization susceptible of transformation, or the specific transformation is overpowered by the vital energies; for in every case, if the morbid principle (zymine) tends to impart its movement to the organization, the organization, animated by the natural forces, has a tendency to continue its own processes, and to impart its conservative movements to all the organic matters which are brought within its sphere.

Varioline is converted in the cow (as Mr. Seeley has shown) into vaccinine, and cow-pox affords an interesting illustration of the modifications which diseases undergo, and which may be imparted to them, by changes in their excitors. Vaccinine taken from the cow effects the transformation of the *materies morbi* in man almost as completely as varioline; but it reproduces vaccinine; and in the process is never fatal, never produces the variolous fever, and its vapour is never infectious like that of varioline. The mild form of small-pox which appears in persons modified by previous vaccination, or which follows small-pox inoculation, is an equally good example of the changes induced in diseases by the actual constitution of the individual, and the mode of infection.

Syphilis, erysipelas, necrosis, metria, rubeola, scarlatina, and the other zymotic diseases, also put on different forms; which may be referred to the state of the exciter, the mode of its application, the matter on which the exciter acts, or the vitality of the patient. A modification of cholera, or of enterine, probably produces diarrhoea. Louis considers dothienteria (his *fièvre typhoïde*) a different disease from the typhus of this country, and points out the ulcerations, particularly of the glands of Peyer, with the correlative phenomena, and the rose-spots disappearing under pressure, as establishing its distinct character.* The differences in certain cases are unquestionable, and may be expressed by dothienteria and typhus: but the two forms of the disease occur in this country; the characters are frequently mixed; and they are not greater than are observed in scarlatina simplex, and scarlatina maligna, with black incrustations, and gangrenous inflammation of the throat—in the erythema and phlegmonous erysipelas of Mr. Lawrence, or in the varieties of other diseases.

The blood which pervades the whole system is the primary seat of zymotic diseases; but this does not diminish the importance of the local phenomena with which they commence, proceed, or terminate; for they affect (as poisons do) particular organs more extensively and frequently than others, give rise to specific pathological formations or secretions, and derive their character from the lesions and affected organs.

The heat disengaged in these diseases suggested the term fever, derived from *ferveo*, as fermentum is from *fervimentum*.

Some zymotic diseases recur, others happen only once in life, or if they happen twice, it is the exception: this has been explained on the hypothesis that some but not all kinds of matter (zymine) are reproduced in the organization after they have been destroyed by transformation (zymosis) in attacks of disease.

The tendency of zymotic diseases to increase and decline in activity, is one of their most remarkable properties; and the suddenness of their outbreaks, with the great mortality of which they were the cause, excited at an early period the attention and solicitude of mankind. This tendency is indicated by the terms epidemic and endemic; the latter serving to designate diseases which are excited by miasmata, and prevail in proportion to the quantity of miasm developed; the former, epidemic, denoting the diseases transmitted from man to man, independently of locality, or only dependent on locality, temperature, and moisture, as adventitious circumstances. For statistical purposes, the epidemic, endemic, and contagious diseases, have been classed under one head, as they may all be excited by organic matter in a state of pathological transformation. Ague is not contagious, and is apt to recur; it therefore apparently approaches the class of toxic diseases; but I feel inclined rather to consider it a zymotic disease, in which, to use the language of Liebig, the exciter is destroyed as soon as it is reproduced; and this view is confirmed by the analogies of remittent fever, or yellow fever, so intimately allied in some respects with ague, in others with plague, and apparently contagious (though this is disputed) in certain circumstances. Scurvy is a transformation induced by the want or inadequate supply of vegetable food. It formerly decimated the English navy, and is now met with in certain prisons. Scabies and porrigo (both contagious diseases) are ascribed to an insect (*acarus scabiei*) and a low form of independent organization. The mode in which zymotic diseases are propagated has offered the ground of an interesting comparison between their diffusion, blight of vegetables, and the generation of animalcules.

Sydenham referred, in the following passage, to zymotic diseases, which were so rife in London, formerly, as to divert attention from pure inflammations; and, as they approach nearer than other diseases to the definition of species in natural history, justify the comparison which he has instituted:—

“If the humours are retained in the body beyond the due time, either (1) because nature cannot digest and afterwards expel them, or (2) from their having contracted a morbid taint from a particular constitution of the air, or (3) lastly, from their being infected with some poison: by these, I say, and the like causes, these humours are worked up into a substantial form or species, that discovers itself by particular symptoms, agreeable to its peculiar essence; and these symptoms, notwithstanding they may, for want of attention, seem to arise either from the nature of the part in which the humour is lodged, or from the humour itself before it assumed this species, are in reality disorders that proceed from the essence of the species newly raised to this pitch [zymine]; so that every specific disease arises from some specific exaltation, or peculiar quality of some humour [zymine] contained in a living body. Under this kind may be comprehended most diseases which have a certain form or appearance; nature in fact observing

* Louis.—*Fièvre typhoïde*. Vol. ii. p. 311.

the same uniform method in producing and bringing diseases to a height or crisis as she does in the production or growth of plants or animals; for, as every plant or animal is possessed of peculiar properties, so is it likewise in every exaltation of any humour, after its being come to a species or disease. We have a clear proof of this every day, in those kinds of excrescences that grow on trees and shrubs (occasioned by the ill quality of the nutritious juice, or other causes), in the form of moss, mistletoe, mushrooms, and the like; all which are manifestly different essences or species from the tree or shrub that bears them."—*Sydenham's Works*, trans. by G. Wallis.

Sydenham's methods of treatment were adopted by him, and recommended as the results of experimental investigation. However their use might have been suggested, their efficacy was determined by their apparent influence on the recovery of patients; but, in his exposition of therapeutic principles, he keeps constantly in view his theory of "commotion" (*commotio*); "a general term which he chooses in order to prevent all fruitless dispute about words that might arise from the use of 'fermentation,' or 'ebullition' (*fermentatio vel ebullitio*), which, though they may seem harsh and metaphorical to some, are capable of a commodious interpretation." Thus, in speaking of "continued fever," he says, "with regard to this disease, I judge that the genuine indications are to keep the commotion of the blood [*zymosis*] within such bounds as suit the design of nature, so as to prevent its rising too high on one side, whence dangerous symptoms might follow; or sinking too low on the other, whereby either the exclusion of the morbid matter might be hindered, or the endeavour of the blood affecting a new state be frustrated.

The early medical observers have directed attention to the analogies zymotic diseases have with combustion, fermentation, putrefaction, and poisoning. These analogies have been, to a certain extent, confirmed by the researches of modern chemistry; and Liebig has been led by the study of organic transformations, —fermentation, putrefaction, decay,—to develop a theory invented by the greatest practical physicians to explain the phenomena of zymotic diseases.

Liebig observes, "that physicians had referred formerly to fermentation merely by way of illustration;" from which it is evident that he had not had time to consult the English medical classics on this head, or he would have discovered not, indeed, an anticipation of his own generalizations, but a theory very similar to his own,—the basis of their pathology,—founded upon enlarged views, and well calculated to prepare the way for his researches and the researches of other chemists.

Morton, in his *Pyretologia*, calls the principles which it has been proposed in a previous page to designate generally *zymine*, "*fermentum venenatum*;" and the following definition is printed in italics in the introduction, and applied in the subsequent chapters of his work to the explanation of all the "*morbi universales acuti*"—

* * * "fomitē febriferum (the '*fermentum venenatum*' of a previous sentence) asseramus esse—Deleterium quid in spiritu systemate delitescens, quod fermenti ad instar eos adoriens atque cōstro primū exagitans, deinde humoribus secundo quasi momento, varias mutationes atque qualitates morbosas nobis sensibiles impertit." This, he adds, is his general hypothesis—"nostram generalem hypothesin."

Here we have (1) the "deleterium quid" communicating its action like a ferment to (2) the latent assumed constituents (*spirituum systema**), and by a secondary impulse, as it were, producing perceptible transformations (*mutationes*) in the blood, tissue, and secretions. The sentence also recalls a principle in physics, which Liebig has quoted in the words of Laplace and Berthollet, and to which he appears to think all chemical transformations may be referred:—"A molecule, set in motion by any power, can impart its own motion to another molecule with which it may be in contact."

The three great cotemporaries, Sydenham, Morton, and Willis, lived in London when plague and epidemic diseases prevailed, and much as they differed or were mistaken, on some points, all announced more or less clearly the zymotic hypothesis. They were not, it must be borne in mind, mere chemiatic theorists; they had studied diseased action as assiduously and with as much sagacity as modern chemists have studied fermentation; Willis was a great anatomist; Sydenham and Morton have left original pathological delineations which have never been surpassed, and laid down plans of treatment which are still followed.

* Morton adopted the hypothesis of animal spirits from Fernel, and though it enabled him to explain many phenomena happily, he did not fail to fall into absurdities, (for so we must now call them,) by employing it to explain everything; still such passages as the following admit of a scientific construction, and are another proof that the exploded theories of ingenious men always contain traces of important truths.

Spiritus animales esse το εὐεργητικόν seu primum principium activum, et quasi fermentum universale totius corporis à quo sanguis et humores variè agitantur, et immutantur, non dubito. T. 2, p. 7, 8.

Willis employed the chemical theory and the few chemical facts known in the seventeenth century with still greater rashness in his treatises *de fermentatione* and *de febris*; yet he has many felicitous anticipations of modern deductions, and Liebig will admit that in the following passages the Oxford professor referred to fermentation for something more than an illustration. He is speaking of small-pox, measles, (and scarlatina.) *Convenit enim homini omni, soli, et semel variolis aut morbillis affici.* (p. 165.) * * * ista diathesis, seu naturalis prædispositio, quæ genus humanum ad hunc morbum inclinât, videtur esse labes quædam seu impuritas sanguinis, inter prima fœtus rudimenta in utero concepta. * * *

Licet autem venenata hujus morbi semina ut plurimum semel, et unicâ ægritudine solent diffiliari; quandoque tamen accidit, ut parte miasmatis adhuc relicta, bis, aut ter ægri in hunc affectum inciderint. * * * *Causa evidens,*

quæ hæc semina fermentativa commovet, et sæpissimè in actum deducit, triplex assignatur, scilicet, *contagium* aliunde susceptum, *dispositio aëris*, ac *immodica sanguinis, et humorum perturbatio.* *Contagio* hunc morbum in alios serpere, lateque grassari, quotidianâ experientiâ manifestum est: scilicet a corpore infecto continuo decedunt effluvia quæ ab aëre corporibus suscepta statim, instar veneni cum sanguine fermentescunt, et semina ejusdem affectus latentia, ipsisque homogenea suscitant, et in hujus morbi ideam disponunt: nec solum contacto, sed ad distans miasma communicatur. * * * *peculiaris aëris dispositio*: hinc sæpissime popularis evadit ac per totas regiones, urbes, vicisque passim desævit, p. 166.

He adds that the "*immodica sanguinis, et humorum perturbatio*" may arise from immoderate exercise or excesses,—*Opera Medica et Physica*, 1676.

THE PESTILENCES OF THE PRESENT DAY ARE MOST FATAL IN LOW PLACES.

The influence of elevation, if not as obvious in other zymotic diseases as it is in cholera, is equally important, for they are all governed by similar laws.

AGUE AND REMITTENT FEVER.

The marsh fever of the intermittent, remittent, and continued form, exists in parts of England, and of almost every kingdom of the world. Instead of investigating its mild forms in the Essex marshes, or the intense varieties of the tropics, it will be more convenient to study it in Italy, where it has from an early period attracted the attention of qualified observers.

The fever of the Mediterranean appears to be a milder form of the remittent of the tropics. Its type is well seen in the Tuscan Maremme, which have been recently described by A. Salvagnoli Marchetti, in two Reports published by the Grand Duke of Tuscany.* The fevers are simple intermittents in spring: as the season advances gastric complications supervene, and they then become bilious remittent, continued gastric, typhoid, dysenteric. In the Maremme, from January to June, the diseases peculiar to temperate climates are observed; during the other months of the year, in proportion as the temperature rises, the fevers put on a severer form, turn gradually from intermittents into remittents, remittents into continuants, and then assume the graver aspect of tropical disease.†

The Tuscan Maremme lies along the Mediterranean: commencing at San Vicenzio, it extends to the river Chiarone on the borders of the Papal States. It is chiefly in the province of Grosseto, and comprises a considerable territory of mountain, hill, and beautiful plain. A map accompanies the Reports, and shows, by a yellow colour, the parts in which malaria prevails; by a red colour the parts where the malaria is less pernicious. The yellow colour stretches from 10 to 16 miles into the interior, over the low plains traversed by the waters, and the red colour runs higher up the rivers Cornio, Ombrone, and Albegna. The high land round the river sources, even where it approaches the coast—is white, healthy, untouched—except in a few exceptional cases. The insalubrity is at its maximum in the plains, slight among the hills, inappreciable in the mountains. To cite the words of the Report: *Massima è la malsania nelle pianure, mediocre nelle colline, affatto insensibile sui monti; quindi questi abitabile senza alcun rischio, le colline con qualche pericolo, le pianure con grave e continuo.* Ten towns and castles are mentioned that are abandoned by the greater part of the inhabitants every summer. Some are far from the sea, some far from the marshes. Montepescali is 760 feet above the level of the sea, Capalbio is still higher, and Sovana is as high as 1012 feet. The malaria is felt in some cases as high as 1400 or 2000 feet; it never arrives at Montorsajo, 2500 feet (1217 braccia) above the sea. A remarkable instance is given of the sanification of Massa by Ximenes, who drained the high plain by a subterranean canal; of the reappearance of malaria when the canal was stopped up, and its disappearance a second time when the water was drawn off by effectual drainage‡. Dr. Marchetti notices that the blood of the inhabitants of the Maremme is changed: all the physicians, he says, who have attentively examined it, are struck by the character it presents, which is so constant and striking that by the blood alone you can distinguish the patient living habitually on a malarious soil from a person residing in a healthy country.§ A chemical analysis by Professor Cozzi shows a deficiency of fibrine, albumen, fatty matter, and phosphates, and an appreciable quantity of cholesterine. Nutrition is feeble, digestion bad, the liver disordered, the spleen swollen, respiration weak; the heart is flaccid and beats feebly. The countenance is of a palish sallow tint, as in a chlorotic girl, or yellow as in jaundice. The muscular movements are languid, bodily exercise fatiguing. Sensibility is diminished. Strangers in the malaria speedily feel its effects; they undergo a great

* Statistica Medica delle Maremme Toscane, 1840-1-2-3-4. Firenze, 1844.

† Primo Biennio, p. 47.

‡ 2 Biennio, p. 33-35.

§ 1 Bien., p. 65-7.

change, and soon acquire the constitution of the inhabitants of the Maremme.* Nearly all the inhabitants of the neighbouring mountains, who descend to gather in and to thrash the harvest, are attacked on the fields and floors, or shortly after their return home. Their food is poor, the wine and water bad. They work hard in the sun, and sleep often in the open air, or crowded, men and women together, in open cottages (*Capannoni*).† The agriculture of the Maremme is in the rudest state, the dwellings are miserable, and there is no industrial manufacture.‡ Such is the effect of the low lands of Italy on the population not only of the Tuscan Maremme, but of the Pontine Marshes, and all the other depressed parts of the Mediterranean coast. The land of the coast of the Adriatic is traversed by rapid rivers, and it is comparatively salubrious, except at Ravenna, where the Apennines retreat from the sea.

The temperature of the province of Grosseto, lying between $42^{\circ} 22'$ and $43^{\circ} 6'$ of north latitude, necessarily varies at different elevations. At Grosseto it is at sunrise and midday two degrees higher in spring, and one degree lower in summer than at Florence, by Reaumur's thermometer.

The hygrometer at Grosseto shows an excess of 20 degrees of moisture over that at Florence, and in the evening it is from 25 to 30 degrees moister than in the morning. The permanent population of the province of Grosseto was 53175 in 1814, and 76179 in 1843. The number of births in the interval was 84075, of deaths 72954, exclusive of those in hospitals, which the Reporter thinks may be fairly omitted. The settled population in 1841 was 73966, of whom about 12260 lived in the plain, 61906 in the hills and mountains. The adventitious population in the spring amounted to 19261 persons; 15982 males, 3279 females, from various parts of Italy. 8972 persons; 7539 males and 1433 females, came down from the hills in the harvest season. Of 35619 patients treated by the medical officers June 1, 1840-41, not less than 13682 had intermittent, 269 pernicious, 2520 continued gastric or catarrhal fevers; of the latter many, of the former none died.§

YELLOW FEVER.

Yellow fever is also generated in and almost confined to lands of low elevation. The Delta of the Mississippi in the Gulf of Mexico is its great centre.

"Près de la Vera Cruz," writes Humboldt, "la ferme de l'Encero, que j'ai trouvée élevée de 928 mètres au-dessus du niveau de l'océan, est la limite supérieure du vomit. Nous avons déjà observé plus haut, que c'est jusque là seulement que descendent les chênes Mexicains, qui ne peuvent plus végéter dans une chaleur propre à développer le germe de la fièvre jaune." ||

Vera Cruz lies on the coast, against the island of San Juan de Ulloa. It is an arid plain without running water, where the impetuous north winds, blowing from October to May, have raised sandbanks, which are every year moved about and changed in form. They are from eight to twelve metres high, and by reflecting the solar rays, in the summer months, increase the suffocating heat of the atmosphere. "Between the city and Aroyon Gavilan are found, in the midst of the banks, marshy grounds covered with mangroves and other brambles. The stagnant waters of Boxio de la Tembladera, and the small lagoons of Hormiga, of Rancho de la Hortaliza and of Arjona, produce intermittent fevers among the indigenous inhabitants. They also play probably an important part among the dreadful causes of the black vomit." Humboldt adds, "Soft water is found by digging a metre deep in the sandy soil of Vera Cruz; but it is infiltrated from the marshes and lagoons between the sandbanks. It is rain water which has been in contact with the roots of vegetables; is of a bad quality, and only serves for washing. The lower classes of people resort to the waters of a ditch (*Zana*) which comes from the *Meganos*, and is a little better than the well water, or than the river of Tenoya. The better classes drink water collected in bad cisterns. The pure and salubrious waters of the cisterns of San Juan de Ulloa are only given to the military.

* *Statistica Medica delle Maremme Toscane*, 1840-1-2-3-4. Firenze, 1844. Primo Bien., p. 49-50,

† Pages 33-4.

‡ Page 49.

§ 1 Bien., pp. 7, 13; 2 Bien., p. 71.

|| *Essai politique sur le Royaume de la Nouvelle Espagne*, tome 2, p. 771. Humboldt.

The merchants have country houses in Xalapa at an elevation of 1320 metres above the ocean; where they enjoy the fresh air, fine views, and clear sky; while the mosquitoes, the heat, and the yellow fever plague the people below.* The wind blows north, and a fog hangs over Xalapa in winter; the sun and stars are covered for two or three weeks together. But this does not bring the fever.

Baron Humboldt thus sums up his views and his observations:—*Les phénomènes de la vie sont modifiés par un grand nombre de causes, dont les plus puissantes échappent à nos sens. Nous voyons naître des maladies partout où des substances organisées, imprégnées d'un certain degré d'humidité, et échauffées par le soleil sont en contact avec l'air atmosphérique.*†

The yellow fever does not extend its ravages in the epidemic form beyond the 46th degree of north latitude. New Orleans, Charlestown, Baltimore, Philadelphia, New York, Boston, and the low cities and ports on the coast of America, have all been visited by this pestilence; but its violence diminishes in the northern latitudes, and everywhere fades away in the high inland cities. In the Mediterranean it has several times assailed Spain; appearing first and committing its greatest ravages in Cadiz, Seville, Malaga, Carthage, Barcelona, and the other ports; radiating into the interior with diminished violence, and proving but rarely fatal on such high places as Gibraltar. In Catalonia, as in the West Indies, it enters with extreme difficulty elevated, airy localities; in the words of M. Pariset and his colleagues, passionate contagionists:—*“Elle aime les bords de la mer et des fleuves; et, chose étrange, elle attaque indifféremment les populations qui occupent les lieux sains, comme celles qui résident sur un sol insalubre.”* It attacks low places reputed healthy, and in that respect resembles cholera; but the documents of the French physicians throw no light on its relative mortality in high and low localities.‡

The West Indies and the West Coast of Africa in the tropics, are decimated by a deadly remittent fever which is closely allied to yellow fever. Lind, in the last century, after a comprehensive survey of the facts, observed that “not only continents, but most large islands in every quarter of the world, have ridges of high mountains, where the air proves healthy to European constitutions; even in the smaller islands, such a retreat can generally be found.” He showed that Antigua, “especially English Harbour, is remarkable for its unhealthfulness, as our ships of war frequently experience in the loss of their men by the yellow fever and flux, when they refit in that harbour; but that an absolute safety from these diseases is to be found in the high mountains of that island, especially in that called Monks Hill.”§ The same thing is observed in Dominica. He strongly urges the Europeans in Jamaica to reside in temperate and pleasant situations on the sides of the mountains, where the ground is cleared from wood, and has no stagnating water upon or near its surface; where the soil is rich and fertile, favourable to the cultivation of European plants, and to the health of European animals.

Notwithstanding Lind's representations, “the principal West India towns, and the garrisons for the troops, are situated on the leeward shores of the country, *at the bottom of the deepest bays that can be found*, as a protection to their trade against the winds from the sea. The soil must consequently be alluvial, and is often marshy. * * * Their elevation is little above the level of the sea. * * * The settlements of the planters, in like manner, are formed, not on the elevated mountain ridge, from which the periodical rains have washed away the soil, but in the alluvial ground beneath. * * * Ague is not a common production in the *hot low land, on or near the level of the sea, where alone the yellow fever is found.*”|| These low towns, and plantations, which were the resort of yellow fever, have since been ravaged by cholera; the intensity of the disease has shown how constantly, and in what variable circumstances the law of elevation operates. Mr. Parkin, who was on the spot, states

* Humboldt, Tom. I., p. 277—80.

† Ibid., Tom. 2, page 787.

‡ Histoire Médicale de la fièvre jaune observée en Espagne et particulièrement en Catalogue dans l'année 1821, par Bally, François, Pariset, pp. 540, 542-4.

§ Diseases incidental to Europeans in Hot Climates, by James Lind, M.D., 4th edition, 1788, pp. 200-5, 209, 210-16.

|| Dr. Ferguson on the Locale of Yellow Fever, in Johnson and Martin on Tropical Climates, p. 493—5.

that the epidemic also ascended the hills; but he has not the means of giving the mortality at different elevations.

How the low alluvial shores of the West Coast of Africa, and of the rivers near the coast, are infested by the fever is well known. The fatality of the Niger expeditions, and the mortality in ships and forts on the Coast of Africa are also well known, and have been well described by Boyle, McWilliam, Tulloch, and Balfour, in the valuable army and navy returns, and in other official reports. Lind states that Portuguese bishops lived in health, and to the ordinary term of life, in the island of St. Antonio. He mentions among places that might be easily rendered healthy, "the high hills of Sierra Leone, upon whose summits the air is clear and serene, while thick mists and noisome vapours overspread the lower grounds; yet even" he adds, "at this place the English inhabit a low valley merely for the benefit of a spring of water, the carriage of which, to any part of that hill, might be easily performed by slaves." The salubrious parts of Africa must be sought on the high grounds of the interior; ships now only regain health by sailing out to sea.*

PLAGUE.

Like cholera, yellow fever, and remittent fever, the glandular plague is now generated and prevails in Lower Egypt on alluvial ground; and it has a limited range of elevation. It is endemic in the Delta of the Nile, and periodically decimates the population of Cairo and Alexandria. It ascends the Nile, but never, says the Reporter of the French Commission, passes the first cataract. It is unknown in Arabia, Nubia, Sennaar, Abyssinia,—the former hot countries, the latter temperate, mountainous, inclining, free from marshes. Arabia, traversed by pilgrims from every part of the Mahomedan world, escaped unscathed in the great plagues of 1825 and 1835, which ravaged a chief part of Lower Egypt; and Arabia has, from time immemorial, been plagueless. The statement of the Commission is substantially true; but it would be more correct to state that the plague grows gradually less fatal up the Nile, and that it is less frequent and destructive in Upper than in Lower Egypt, in the high lands and in the desert than on the low lands on the shores of the Mediterranean. The plague of 1835 penetrated Said, Upper Egypt, and in the city of Siout destroyed more than 13000 people.†

The plague is most fatal in the parts of Lower Egypt near the Nile and the great canals. Almost all the villages on the banks of the Nile, on the road to Fayoum, were attacked in the epidemic of 1841; travellers and merchandize arrived there every day from the infected parts, and two of the travellers were attacked in Fayoum, but the population of the province escaped. Fayoum offers a striking contrast to Damietta, where the plague is most destructive. Fayoum, says Dr. Rossi, is raised above the level of the sea, and surrounded by the Desert of Libya; hot but dry; without marshes: the cemeteries are at a distance from the habitations of the people; the water, without being delicious, may be drunk without inconvenience, on account of the nitre which it holds in solution. Damietta, at the mouth of the Nile, touches the sea; it is surrounded by fresh and salt water marshes; the air is hot and humid; the cemeteries are in the heart of the city; the fresh is mixed with salt water, or soiled by excrementitious products, and animal and vegetable matters in putrefaction. While Suez, a low port surrounded by stagnant water, was attacked in 1835, Cosseir, built on rocks, and surrounded by arid mountains, escaped, although it obtained its provision from Keneh, where the plague broke out nearly as soon as at Cairo. Désgenettes and Clot Bey agree that while Cairo itself is ravaged by plague, the citadel on high ground is invariably spared. Cairo, containing now about 200,000 inhabitants, is in a sandy plain at the foot of a mountain, "which, by keeping off the winds that would refresh the air, makes the heat very stifling. Through the midst of it passes the

* Lind, on Diseases of Europeans, p. 158. See in Elements of the Practice of Physic, by D. Craigie, M.D., an admirable critical digest of the Etiology of Ague, Remittent Fever, and Yellow Fever.

† Rapport a l'Académie Royale de Médecine sur la Peste et les Quarantaines, fait au nom d'une Commission, par M. Le Dr. Prus, Accompagné de Pièces et Documens, et suivi de la Discussion dans le sein de l'Académie, 1846, pp. 77, 91, 92, 401, 507, 556. See Aubert Roche, De la Peste, p. 101, cited p. 881.

Great Canal," into which the sewers are discharged over carrion, excreta, and mud. At the yearly overflow of the Nile, its waters filling this canal are distributed over the city, and drunk by the wretched inhabitants. Under the hot sun evaporation goes on; the bed of the canal is exposed; the water, stinking and black, sends up mephitic exhalations, which produce headache and sickness.* The water of Lower Egypt is generally bad. Alexandria lies lower than Cairo; with the lakes near, and the infectious shores of its two ports, the stagnant waters in the cisterns and the streets, its numerous villages of small huts constructed of earth without any opening but the door raised scarcely three feet from the ground, and sheltering every night numberless families of sailors and dockyard labourers: it is the home of the plague.† All over the Delta the poor Egyptian constructs his house, or rather den, of mud; it is low, dark, damp, and filthy. The full grave of the family is often under the floor. The clothing and food of the fellah is of the lowest description; he is subject to the most debasing oppression.

Constantinople is another centre of the plague, and the circumstances in which it springs up are not very different. The most fatal quarters lie along the port, or in the dirty wretched villages on the European shore of the Bosphorus. The plagues of 1831 and 1834 first appeared in San Dimitri, a village separated from the Pera by a small stream, polluted by the impurities of the places on its margin. A village on Mount Alem Dag, 500 metres above the level of the sea, always enjoys immunity, while the plague is raging below; to this place of refuge the inhabitants of the capital resort. The plague reaches a village lower down the Alem Dag.‡

The plague still ravages periodically the population in the lower part of the basin of the Danube. The river falls from an elevation of 1000 metres to 240 metres at Vienna, to 140 at Buda, while at Orsova in Wallachia, it is only 21 metres; at Brahiloff, 3·19 metres above the Black Sea. Consequently, both the banks of the Danube, from Belgrade to the sea, are marshy. The Turkish towns have a beautiful appearance as they are reflected from the waters, but like the eleven ports of Wallachia, they are within squalid, dirty, and insalubrious. The houses in Widin are nearly buried in the earth. Galatz, in Moldavia, on the delta of the Danube, is noted for its unhealthiness. The plague is less virulent here than it is in Egypt, in Constantinople, or even in Erzeroum.

Syria has four regions: the first, a warm, moist valley, lying along the coast; the second, hilly and rough, colder and healthier; the third, dry and hot, facing the east; the fourth, the depressed valley of the Jordan.§ The plague is endemic, says Larrey, on the coast of Syria. It committed, in the epidemic which he observed, great ravages in Gaza, Jaffa, St. Jean-d'Acre, and did not spare the Arabs of the Desert in the vicinity of the sea. It was scarcely felt in the villages of the mountains of Nabious and Canaan, but reigned in low marshy spots and places on the coast. The epidemic usually breaks out first in Antioch, Tripoli, Beyrout, Tyre, and Jaffa, whence it spreads to Jerusalem, Nazareth, and other higher towns or villages in the interior, with a diminishing mortality.|| The plague appears also on the Euphrates and the Tigris. In 1831 it broke out in Bagdad with terrible violence, destroyed half of the population, and left whole streets dispeopled. Bouchir and Bassora, above the Delta, on the Persian Gulf, suffered severely. Erzeroum, near the source of the Euphrates, high among the mountains of Armenia, is held by Dr. Prus to be one of the endemic sources of the oriental plague.¶ The documents show that there plague is periodically epidemic.

The capital of Armenia is on that high land from which the fathers of the Semitic race of men descended, and has a population estimated at 50000, surrounded by populous villages. It lies between the two northern streams of the Euphrates, which unite three leagues below the city; the country is marshy, and is flooded when the

* Pages 23, 24. See also Mead on Plague, Medical Works, 1762, p. 246.

† Page 328. Official Report of Dr. Delaporte.

‡ Page 76. Dr. Brayer is the authority cited. And pp. 28-9, 31-2.

§ Pages 1038-40; Volney, Voyage en Syrie, t. ii., p. 214. See also Peterman's Atlas.

|| Page 928.

¶ Page 30.

snows melt on the mountains. In summer the temperature is as high as 70° and 80° . In winter the temperature is below, and rarely rises above the freezing point; then the families of men and domestic animals sleep promiscuously in the low, small, damp huts of earth, round fires of dried cow-dung. "On ne saurait s'imaginer," says the celebrated Tournefort; "quel horrible parfum répand ce détestable combustible dans les maisons qui ne sont que des terriers."* The inhabitants of Erzeroum and the villages around are generally poor, and live a good deal on salt provisions; milk and olives are their resource in great extremities. Blood, excreta, and dead animals lie about the humid streets of Erzeroum—near the region which, by some critics, is believed to have been the site of Paradise—just as in London they lie in Church-street, St. Giles. The last plague broke out in the villages round Erzeroum in 1840, and destroyed 36000 of the people in 1841. It is said, however, not to occur oftener than once in twenty or twenty-five years. And the Armenians in good circumstances, when the plague breaks out, encamp on the hills; whence they send for what they want to the city, without contracting the disease. The plague occurs every ten years at Trebisonde; more rarely and less fatally in Gymuchané, Kurdistan, Tauris, and Casbin; is unknown at Ispahan, and never makes its appearance at Teheran: how it ravages Aleppo and Bagdad is well known. It does not cross the line drawn from the Caspian Sea to the Persian Gulf: that barrier separates it from the region of cholera which is subject to less restriction in its career. The Persians fly for safety to the mountains from plague, as the natives of India fly from cholera.†

Venice and Marseilles are, after Constantinople, the cities that have last and most severely suffered from plague. The lazaretto was first established in Venice (1403), and is still maintained with much rigour in Marseilles. Venice is low on the lagoons; and is traversed by canals, which have all the offensive qualities of open sewers. Marseilles lies near a great marsh and is surrounded by hills. Of the port M. Dubois (d'Amiens) gave a graphical account, the accuracy of which was not disputed in the discussions on quarantine. The old city lies low; the new city is spacious, clean, airy, but surrounds the infected port. "Seven or eight hundred vessels and steamers lay ranged along the quays, floating in the black, fetid waters. I took a boat to visit, in the company of a young physician of the place, the islands of Pomègue, Ratonneau, and Château-d'If. The purity and perfect translucency of the waters of the Mediterranean are well known; but once we were on the water we had literally to hold our noses at every stroke of the oar, so offensive were the exhalations. On regarding the streets adjoining, I could imagine the frightful ravages of the plague on the same day (August 25th), 125 years before. The port was a vast ditch into which the bodies of the victims and of the dogs that devoured them were cast; it was a city of Lower Egypt; and as in the East they are content at the close of an epidemic to whitewash the dwellings of the dead so it was in Marseilles. They never thought of disinfecting the port which has ever since remained in much the same state."‡ Marseilles is perhaps in a worse condition than Liverpool; it did not suffer so soon from cholera as Paris, but the epidemic reached Marseilles in 1834, and devastated the city in 1834 and 1835.

It will be recollected that the Black Death of the fourteenth century first broke out in Southampton, and was, like the plagues of the seventeenth century, excessively fatal in London. This large undrained city and frequented port, inundated with impurities, in the sixteenth and seventeenth centuries was infested by plague; and it now becomes a matter of interest to know whether in those visitations the influence of elevation of soil on the mortality was felt. The mortality of each parish was separately returned in 1665, and on comparing the burials in this great year of plague with the burials returned in 1662-3, it will be seen that the epidemic generally

* Tournefort, *Voyage du Levant*, 1717; M. Soulange Bodin, who passed the winter of 1844-5 at Erzeroum as "Gerant du consulat de France," and Messieurs Bruner and Massa, two sanitary officers who witnessed the plagues of 1840 and 1841, are the authorities cited, pp. 30-1.

† *Mémoire sur la Peste en Perse*, par M. le Docteur Lachêze. *Rapport sur la Peste*, Documents, &c., p. 289-299.

‡ Discourse of M. Dubois, 1846, May 19; p. 687-8. Tardieu, *Du Cholera Épidémique*, pp. 87-90

prevailed more in the low than in the high districts; but that the variation was much less than in cholera.

SALUBRITY OF HIGH PLACES.

The human race is now destroyed periodically by five pestilences: cholera, remittent fever, yellow fever, glandular plague, and influenza. The origin or chief seat of the first is in the Delta of the Ganges; of the second, the African and other tropical coasts; of the third, the low west coast round the Gulf of Mexico or the Delta of the Mississippi, and the West India Islands; of the fourth, the Delta of the Nile and the low sea-side cities of the Mediterranean: of the generating field of influenza nothing certain is known, but from the course of its epidemics one might be disposed to look for it in Russia, perhaps among the fishing tribes of the Arctic Ocean, or in the vast marshes of Siberia traversed by the Oby, the Yenisei, and the Lena; where the Russian returns show that the mortality is higher than it is in many cities of Western Europe. But as no system of medical observation—such as is in India—exists in Siberia, the source of influenza must long remain enveloped in obscurity. Its fatality at different elevations has also yet to be investigated.

The four great pestilential diseases—cholera, yellow fever, remittent fever, and plague—have this property in common; that they begin and are most fatal on low ground; that their fatality diminishes in ascending the rivers, and is inconsiderable around the river sources, except under such peculiar circumstances as are met with at Erzeroum, where the features of a marshy sea-side city are seen at the foot of the mountain chain of Ararat. Safety is found in flight to the hills and to the desert, or in the removal of ships from infected ports to the open sea. Large masses

INCREASE of MORTALITY in the PLAGUE-YEAR (1665), in all the Parishes of LONDON, corresponding nearly with the Districts of the same name.

PARISHES AND DISTRICTS.	Elevation in Feet above Trinity High-water Mark of Thames.	Burials in London.				Deaths in the Plague Year to one Death in ordinary Years.
		1662	1663	Mean of two Years (1662-3)	Plague Year, 1665*	
Westminster	2	848	793	821	4710	5.737
St. Martin, St. James, and St. George	37	1107	1090	1099	4804	4.371
Islington	88	59	41	50	696	13.920
Hackney	55	101	73	87	232	2.667
St. Giles	68	719	793	756	4457	5.896
Strand	50	683	594	639	2680	4.194
Clerkenwell	63	317	318	318	1863	5.858
East London } London without the {	42	2347	2229	2288	17456	7.629
West London } Walls. {	28	2057	2033	2045	12452	6.089
London City	38	3123	3002	3063	15207	4.965
Shoreditch	48	290	306	298	2669	8.956
Whitechapel	28	936	720	828	5890	7.114
Stepney	16	1531	1241	1386	8598	6.203
NORTH OF THE THAMES	14118	13233	13676	81714	5.975
St. Saviour	2	594	479	537	4235	7.886
St. Olave	2	829	648	739	5268	7.129
Bermondsey	0	387	318	353	1943	5.504
St. George Southwark	0	254	211	233	1613	6.923
Newington	-2	76	188	132	1272	9.636
Lambeth	3	210	199	205	798	3.893
Rotherhithe	0	77	80	79	304	3.848
SOUTH OF THE THAMES	2427	2123	2275	15433	6.784

* 159 deaths at the Pest-house are not included in this Table. The anomaly in Islington cannot now be explained.

of men—armies, pilgrims, or sailors in foul ships—often carry the epidemic with them to unhealthy places.

The people living on land of a certain elevation above the plains are not only safe from the attacks of cholera, remittent fever, yellow fever, and plague, but they are in a remarkable degree exempt from other maladies. Their functions are healthy, and their faculties are energetically developed. They present the finest types of the human race. This is evident not only in Cashmere, Georgia, and Circassia, but in all the hill tribes of India. The miserable natives of the Sunderbunds are below them in all the characteristic attributes of man. The Arabs and Abyssinians too, on the elevated lands of the desert, and on the sides of the mountains from which the Nile descends, present a striking superiority over the people of Lower Egypt; their fiery life, love of liberty, and warlike genius, place them immeasurably above the Fellahs. And it is not the air of the sea that deteriorates the race, for the sea as it restores health also sustains a seafaring people: and islanders generally, whether in the Pacific, the Mediterranean, or the Atlantic, are above the standard type of the people on low rivers, and on the low coasts of continents. In Venice and Holland the sea appears for a long time to have counteracted the degrading influences of low alluvial lands on fine original races.

The people bred on marshy coasts and low river margins, where pestilence is generated, live sordidly, without liberty, without poetry, without virtue, without science. They neither invent nor practise the arts; they possess neither hospitals, nor castles, nor habitations fit to dwell in; neither farms, freeholds, nor workshops. They are conquered and oppressed by successive tribes of the stronger races, and appear to be incapable of any form of society except that in which they are slaves. Strangers no sooner set foot or attempt to settle on the soil than the endemic terror attacks them as if to bid them begone; and if they remain, their institutions, palaces, and monuments, fall into ruins, as the generations degenerate.

The sanatory influence of the hills in the tropics is well marked, and is now turned to practical account. On the Neelgherry range, on high grounds, at Simla, and on hills below the Himalaya, invalids that fever, dysentery, and cholera have shattered but not killed, recover strength and inhale new life.* It is the same in the West Indies, in Mexico, in the Mediterranean, in Asia Minor, in Italy, and in Africa. In the last Niger expedition, amidst many excellent arrangements, two errors appear to have been committed: the first, the attempt to effect any settlement of Europeans at all near the river; and the second, the selection of Mount Stirling, 200 feet high, at the confluence of the Niger and the Tchadda in lieu of Mount Patteh, which rises behind Mount Stirling to the height of 1160 feet above the level of the river, forming on the summit an extensive flat plain on which there are several villages.† “The Albert”—after the fatal fever broke out on the river, and the officers, engineers, and white sailors were sick or dead—was gallantly steamed down the waters by McWilliam the senior medical officer, and Dr. Sanger. “The Albert” afterwards sailed to the Island of Ascension. The healing effect of the hills was strikingly experienced. “On my arrival I was subject,” says Dr. McWilliam, “to severe attacks of ague, following the remittent fever of the Niger; and it tormented me for nearly six weeks, while I remained on board the ship in the roads. I then went up to the mountain quarters, and after one fit of ague, was rid of every symptom of the disease as long as I continued on the island.”‡ It restored others who like him had been reduced to the brink of death on the Delta of the Niger. “How many,” he adds, “naval medical officers on the African station have seen their sick daily wasting and pining, and all their endeavours to relieve them unavailing so long as the vessel remained on the coast? And what a salutary change have they witnessed as the result of even a short residence at Ascension? The south-east trade wind blows perpetually over this island, and the freshness of the atmosphere is singularly exhilarating to an invalid from the coast.” The temperature of the lower districts is about 81°, while the

* On the sickness and mortality among troops upon the coast, plain, and table lands of the Madras Station, see a valuable paper by T. Graham Balfour, M.D. *Edin. Med. and Surg. Journal*, No. 172.

† Medical History of the Niger Expedition, by Dr. McWilliam, p. 82.

‡ Pp. 200-201.

heat on the Green Mountain, with its peak 2870 feet above the level of the sea, is 72° on the flat land near the ridge on which the quarters are situated.

The ancients were well aware of the salubrity of islands and of the high lands; on which the chief temples of Æsculapius (Ἀσκληπεία) were erected. The temples of Cos and Delos were on islands. The temple of Ias was on the summit of Mount Ilium near the Gulf of Laconia; at a short distance flowed the pure and salutary waters of the Sinenus. The temple of Megalopolis in Arcadia, was on the eastern brow of the mountain in a sacred grove; for the temples were sometimes sheltered from malaria by trees, and sometimes surrounded by gardens and consecrated ground on which no buildings could be erected. The temple of Cyllene, in Elis, was near the sea; but it was on Cape Hyrminius. Epidaurus, also on the sea-coast, was surrounded by wood-crowned hills. The temples of Hygeia at Ægium, of Æsculapius at Corona near the Gulf of Messena, and at Pergamus, were near springs of pure water, or the sources of streams. The Greek temples of health were away from the cities, isolated, near pure waters, on sweet, elevated places.* Hippocrates has sketched, with the hand of a master, the effects of high and low land, of good and bad water, on the diseases, energies, character, and intellect of men.†

The site of ancient Rome, on hills of nearly the same elevation as the high parts of London, was as happily chosen to secure the health as the defence of the Roman people. The *Campagna* extends from the Tiber southward along the coast for sixty miles, and inland as far as the first slopes of the Apennines. In the vicinity of the coast the land is low and swampy, but the remainder of the country—the great nursery of the Roman people—is a vast expanse of table land seldom less than a hundred feet above the level of the sea, and for the most part perfectly dry. In the midst of the plain the isolated mass of the Alban hills “divides the *Campagna Proper* from the deadly level of the Pontine marshes.” About 18 miles from the mouth of the Tiber, the stream sweeps round an alluvial meadow containing upwards of 300 English acres. This is the *Campus Martius* from which a steep bank rises abruptly and then slopes gradually into the table land, which forms the general surface of the country beyond. The projecting bluffs of the bank, separated from each other and from the main ridge by deep hollows, stand as small isolated hills with steep rocky escarpments, and are the Capitoline, Palatine, and Aventine hills; the Coelian lies south-east of the Palatine. Another ridge throws out the Esquiline, Viminal, and Quirinal. The Janiculum and the Vatican noted for its insalubrity, are on the right bank of the Tiber. The *Insula Tiberina* is in the centre of the river, against the base of the Capitoline. The Tiber at Rome is 33 feet above the sea level; the summits of the hills range from 117 feet to 154 feet above the ordinary level of the Tiber. The Saburra, in the hollow between the Esquiline and the Quirinal, was one of the most busy and thickly-peopled quarters of the city, but the public buildings and the habitations of the Roman people in the most glorious period of their history, were on the seven hills. The site of the city, as well as the great Aqueducts and Cloaca Maxima, evince an exquisite perception of the conditions on which warlike tribes might retain martial vigour in an Eternal City. *Non sine causa Dii, hominesque hunc Urbi condendæ locum elegerunt, saluberrimos colles, flumen opportunum, quo ex mediterraneis locis fruges devehantur, quo maritimi commeatus accipiantur: mare vicinum ad commoditates, nec expositum nimia propinquitate ad pericula classium externarum: regionum Italiæ medium ad incrementum Urbis natum unice locum.*‡ Posted upon the hills, they, in the infancy of the state, subjugated the earth beneath by vast subterranean drains; and gradually brought distant springs underground and in aqueducts to supply the citizens with pure water.

* Hist. de la Médecine, par K. Sprengel, trad. par A. J. L. Jourdain, tome i. p. 140-4.—Καὶ γὰρ Ἕλληνες ἐν τόποις καθαροῖς καὶ ὑψηλοῖς ἐπιεικῶς ἰδρυμένα τα Ἀσκληπεία ἔχουσιν.—Plutarch, *Quest. Roman.*, p. 286, cited by Sprengel.

† Treatise on Air, Earth, and Water (περὶ αἵρων, ὑδάτων, τόπων), c. 24. Œuvres complètes d'Hippocrate, par É. Littré, t. ii., p. 86.

‡ Oration of F. Camillus, in which he dissuades the people from abandoning the city after it was burnt by the Gauls.—Livy, Dec. I., lib. v., cap. 30.—Vitruvius thus closes an eulogium of the site of the city:—“Ita Divina Mens civitatem populi Romani egregiā, temperatāque regione collocavit, uti orbis terrarum imperio potiretur.”

The chief Roman encampments of which traces remain in England, were on the Malvern Hills, the Cotswold Hills, and other high spots, which even, when the country was undrained, must have been healthy. Roman London was on a hill; the Westminster of the monks in a swamp, as Peterborough and other monasteries were, probably for protection from the Northmen and Marauders. Many monasteries and priories were on fine sites.

The military posts most easily defended in ancient times against an enemy are the best defences against epidemics; and with the regularity of a general law, the first cities, castles, and temples were on high places.

The modern Romans, remarkably enough, inhabit the low alluvial ground (*Campus Martius*), which the Tiber embraces as the Thames does Southwark, and the low ground on the opposite banks of the river. The Quirinal and a part of the Capitoline are still covered with habitations; the Palatine, the Esquiline, the Cœlian, and the Aventine are deserted; the bells of conventual buildings alone disturb the silence reigning in the waste among the crumbling ruins and vineyards.* Lancisi has traced the history of the great city through all its vicissitudes, until it was deserted by the Roman pontiffs, and its population had dwindled down to thirty-three thousand; but he leaves it uncertain when the people descended from the hills.† Leo X., who filled the city with strangers, suffered his new colonists to build on the *Campus Martius*, and the other low grounds were occupied although the houses were infested by the inundations of the Tiber. *Tiberinis alluvionibus incolas humilium Urbis regionum sæpe diuturnis, sæpe etiam sævioribus ægritudinibus laborasse, luculentius ipsa plebis clades, et luctus testatur, quàm ut ab auctoritate, vel ratione testimonia repetamus,‡* says Lancisi, writing in 1710. Cholera, in four months—July, August, September, and October, 1837—destroyed 5419 of these fallen people, who did not exceed 156,000 in number.§

As the power of the Egyptians descended from the Thebaid to Memphis, from Memphis to Sais, they gradually degenerated; notwithstanding the elevation of their towns above the high waters of the Nile, their hygienic laws, and the hydrographical and other great sanatory arrangements which made the country renowned justly or unjustly for its salubrity in the days of Herodotus. The poison of the Delta, in every time of weakness and successful invasion, gradually gained the ascendancy; and as the cities declined, the canals and the embalmments of the dead were neglected,—the plague gained ground. The people, subjugated by Persians, Greeks, Romans, Turks, Mamelukes, became what they have been for centuries, and what they are in the present day. Every race that settled in the Delta degenerated, and was only sustained by immigration. So likewise the populations on the sites of all the city-states of antiquity on the coast of Syria, Asia Minor, Africa, Italy, seated like the people of Rome on low ground, under the ruin-clad hills of their ancestors, within reach of fever and plague—are enervated and debased apparently beyond redemption. The history of the nations on the Mediterranean, on the plains of the Euphrates and Tigris, the deltas of the Indus and the Ganges, and the rivers of China, exhibits this great fact—the gradual descent of races from the high lands, their establishment on the coasts in cities sustained and refreshed for a season by immigration from the interior; their degradation in successive generations under the influence of the unhealthy earth, and their final ruin, effacement, or subjugation by new races of conquerors. The

* Rome Illustrated, H. Noel Humphreys, p. 23-4.

† See in Roman Antiquities, by W. Ramsay, 1851, an admirable digest of the researches of Bunsen and others in their *Beschreibung der Rom*. See also the fine piece of Medical Topography, by Lancisi, *Dissertatio de Nativis, deque adventitiis Romani cœli qualitatibus*.—Opera, 1718. Niebuhr says that "Rome has now no right to its name; it is an entirely foreign vegetation that has grown upon a part of the old soil, as insignificant and thoroughly modern in its style as possible, without nationality and without history. * * * Science is utterly extinct here. * * * The people are apathetic, and truly if ever they were remarkable in any way for personal appearance, they must have strangely altered."—*Life and Letters of Niebuhr*, by Bunsen, Brandis, and Loebell.

‡ De Adv. Rom. Cœli, cap. xi.

§ Report of the Roman Board of Health, cited in Medical Annual, p. 204, 1839. And McCulloch's Geographical and Statistical Dictionary.

causes that destroy individual men lay cities waste which in their nature are immortal, and silently undermine eternal empires.

Giace l'alta Cartago : appena i segni
Dell' alte sue ruine il lido serba :
Muoiono le città, muoiono i regni ;
Copre i fasti e le pompe arena ed erba.*

It is unlikely that mankind should be left *exclusively* to the guidance either of calculation or experience in matters of so much importance as the character, vigour, health, and existence of race. The species of the vegetable kingdom, from the moss to the cedar of Lebanon ; the rush, grass, oat, heath ; the willow, oak, beech, hazel, birch ; the sugar-cane, palm, date, olive, vine, barley, find by some affinity congenial fields of growth in the tropics, the temperate and the frigid zones, on the low marshy coast, meadows, fields, uplands, sub-alpine, or alpine regions of the earth ; and the tribes of the animal kingdom, on a similar principle or by a sort of instinct, find homes in the great deep, on the plains, by springs on the hill sides, or in upper air ; the infusoria, reptiles, aquatic fowls, the beasts of the forest and field, the birds of the moor, and the eagle, have their haunts, and choose or change their habitation not by any effort of reason, but by an inborn infallible instinct : and man has also an instinctive sense which draws him to the healthy places of the earth, and makes the lands in which his race dies and is degraded repulsive. In dank marshes surrounded by stagnant waters, and in hollow places of the earth covered with reptiles, we feel oppressed ; on the plain, where the breezes sweep over the herbage, the mind as well as the body is at ease ; and as we ascend the uplands of England, pass large flourishing trees by fresh waters, or mounting still higher see the living springs burst from the earth, the hills covered with heather, the woods, fields, and plains stretched out in endless undulations below, the chest expands in the elastic air, and the soul seems to drink in deeper draughts of Life. On the high lands men feel the loftiest emotions. Every tradition places their origin there. The first nations worshipped there. High on the Indian Caucasus, on Olympus, and on other lofty mountains, the Indians and Greeks imagined the abodes of their highest gods ; while they peopled the low underground regions, the graveland of mortality, with infernal deities. These myths have a deep signification. Man feels his immortality in the hills.

The feverous depressed spirits of the sick on the tropical shores revive at the sight of the hills. The Niger expedition was attacked by the African fever some days after the vessels had passed through the Delta, and the patients from the commencement fell into a state of great depression, which their impending fate justified : " Yet," says the medical historian, " on approaching the confluence of the Niger and the Tchadda, where the hills around them rose precipitous, and the high table land was seen stretching from north-east to south-west, the effect of the high land on the energies of the sick was extraordinary. This moral stimulant seemed to exert a most salutary influence upon men who had not for days raised their heads from the pillow ; many now began to look up and call to mind hills in their own country, which they fancied bore a resemblance to those around them."†

The effect of high and low land is as real, but not so obvious, in England as it is in the tropics. The Saxons and the Northmen came to these islands in ships, and their descendants retain an inextinguishable passion for the sea. In summer and in seasons of sickness English families fly to the sea-side ; in the winter they resort to warm, sheltered spots in the south of England or on the western coast. The boatmen, fishermen, and seamen are generally a hardy, adventurous race. The coast is in many parts precipitous, and the high districts are healthy. In the low, marshy tracts along the southern and

* Tasso. Imperfectly rendered by Fairfax—

Great Carthage low in ashes cold doth lie,
Her ruins poor the herbs in height scant pass ;
So cities fall, so perish kingdoms high ;
Their pride and pomp lie hid in sand and grass.

† McWilliam, p. 76. Other examples are found of the moral effect of high healthy places in the journals of travellers.

eastern coast and the estuaries of rivers, the health of the people is depressed. Around the Wash the mortality approaches that of the Tuscan Maremma. The Atlantic has, however, some sanatory as well as commercial advantages over the tideless Mediterranean.

The extensive observations which have been collected under the Registration Act, and the calculations in this Report, show indisputably that the elevation of the soil exercises as decided an influence on the English race as it does on the native races of other climates and soils.

The great, striking, practical fact which the Inquiry into the Mortality of Cholera in England has elicited, is the influence of slight degrees of elevation. In the vast population of London it is rendered evident. In the part of the parish of Lambeth near the level of the Thames, the cholera, in 10000 inhabitants, destroyed 163; at Kennington, 8 feet high, 90; at Brixton, 56 feet high, 55; and, finally, in Norwood, the highest subdistrict of the parish, where the inhabitants are at least 128 feet above the river, only 5 in 10000: and this was not accidental. Elevation within these moderate limits operated with the regularity of a general law; and the influence of elevation has been felt all over the kingdom. Everywhere the low cities have suffered.

Besides the trial which the population has gone through in the epidemic of the world, there is another test of health: the longevity of the inhabitants of various places, and the rate of mortality experienced from ordinary causes, and home epidemics. The hundred diseases which afflict, derange, and destroy the frame of man acknowledge various causes; camps and cities suffer certainly on low ground from one train of diseases; in high localities starvation, density, impurities, generate other maladies which are not less certainly fatal. The mortality of a dense, dirty city, on a hill, seated on cesspools, and ill supplied with water, may be higher than the mortality of an open town on the margin of low marshes; but the other conditions being equal the mortality in the long run will be greatest in the low situation. The causes which make cholera, plague, remittent fever, yellow fever, periodically fatal, are always in operation, and furnish their daily quota to the hospital, the sick chamber, and the grave. Accordingly we find on reverting to the Tables of Mortality, for the seven years 1838-44, that, as a general rule, the mortality declines as we ascend the rivers. The majority of the healthy districts are at a certain elevation above the sea.

Such is the variety of the soil of England, that tested by the rates of mortality—the children reared out of a given number born—the longevity of the inhabitants—the freedom from common epidemics—or the immunity from cholera, healthy districts are found in nearly every county. Large tracts of country are, however, so much healthier than the rest, that they may be justly called Salubrious Fields; and it is remarkable that here the finest races of animals are bred. The north districts of Northumberland around the beautiful Cheviot hills, covered with grasses, ferns, wild thyme—extending from the region of the heaths to the rich cultivated land at their bases, touching each other, or intersected by narrow valleys; the districts extending from the Tees over the North and East Ridings of York to Leicestershire, Herefordshire, and parts of Shropshire; some of the districts of Gloucestershire about the Cotswold hills; parts of Wales; North Devon including Dartmoor and Exmoor; the Surrey and Sussex hills with the Southdowns, have given names to the best breeds of sheep, fowls, cattle, and horses in the kingdom. The Old Lincoln and the Romney Marsh breeds of sheep attained a large size in the rich pastures of the drained fens; but they have either altogether given way to the other breeds, or been modified by the blood of other races. The immense dray horse of London is bred in the fens of Lincolnshire and Cambridgeshire. He is massive and powerful, but is slow, without mettle, without action; he does not step out, and is unanimated by the fire of the better breeds. The mountain races of horses, cattle, and sheep are small, for the herbage is scanty, but they are hardy, energetic, and intelligent. Their bulk augments on richer pastures, and appears, with the loss of some of the higher qualities, to attain its maximum in the drained fen land. The horse which in Arabia, Barbary, Persia, and England attains so high a development, is said to degenerate on the low coasts of Africa and Asia; but we have no means of tracing the certain degeneration on unhealthy soils

either of these animals, of oxen, or of sheep, in England. All that is well known is the improvement in healthy districts, and the fatal effects of marshes and of the unhealthy atmosphere of towns on the higher classes of animals.*

The dry and most inland are not always the healthiest regions of the country. The salubrious fields are sometimes watered by running streams, and diversified by lakes; the dew is abundant; they are often veiled—not by infectious fogs—but by mists drawn from the sky as it breathes over them; the mountains rise over, the ocean rolls at the distance below them, as on the coast of Sussex, North Devon, the western region of Wales, extending under Snowdon and Cader Idris in a vast amphitheatre round Cardigan Bay; the lake land and moors of the North, rising between the Irish Sea and the German Ocean. The land is sometimes heathy, but may be covered by the sweetest herbage and bees feeding on the flowers: the cereal grains, the hop, the timber, are often of the finest quality; the animals are healthy, the native breeds are vigorous, and those fine varieties are produced at intervals, which men of the genius of Bakewell, Ellman, Tomkins, Colling, and O'Kelly, make the permanent stock of the country. Industry and the army receive their best recruits from the population; while they get their worst from the people of the low parts of sickly towns. Agriculture has reclaimed many unhealthy districts on the plains, so that a considerable extent of the cultivated land is now in a state of comparative salubrity; and vast systems of drainage have subdued the noxious fens, although carried out less efficiently than is desirable, and interfered with by mill-dams on the rivers, descending like the Nene, from the inland highlands.

The population is never uniformly distributed over a country. The soil is washed down into the valleys, and is followed by a fertile vegetation, which supplies animals, and finally man, with food. The places of resort for the performance of public acts, and for the interchange of commodities, have usually a central situation, easily accessible along level roads, where water is abundant: accordingly almost all inland towns of any magnitude are on rivers; and as the commerce by sea increases, the population is brought down to the coast, or to the point up to which the river is navigable by large vessels. The seaport towns are frequently near the deltas of rivers on low coasts; and higher up the rivers a large part of the people are often so insensible that they sink or settle on the lowest ground, to avoid the labour and expense of living on the better sites which are in the neighbourhood. Canals have also had a tendency to draw the population down to low towns on their banks.

The population of England increased slowly in the seventeenth and in the first half of the eighteenth century. The towns and seaports were not then places of great magnitude, and their population was sustained by immigrants from the country—the high nursing grounds of the kingdom. “The supply of London alone,” says Davenant, from King’s observations, “takes up above *half the neat increase* of the kingdom.” The burials greatly exceeded the christenings in London, and it is probable that of the whole population of England only an insignificant portion was born in the low parts of towns and ports. The great increase of the town population in the present century is chiefly due to immigration; which has not only sustained the old proportion of the population, but has introduced a great excess of healthy life from the high inland. The result is, that a large proportion of the population of England is now in the low seaports, manufacturing towns, and cities. The population in 117 districts, comprising the chief towns, was 6,612,958 in 1841, and 7,795,882 in 1851; the population in 506 districts, comprising chiefly small towns and country parishes, was 9,301,190 in 1841, and 10,126,886 in 1851. A large proportion of the next generation of Englishmen will consequently be born in town districts; some of which are high and healthy, while others, low, insalubrious, subject to inundations and to the incursions of cholera, present many of the circumstances in which a degradation of race is inevitable. So, while the drainage of the marshes, the cultivation of the soil, the sanitary measures in the old towns, and the diffusion of education have tended to promote the

* The Domesticated Animals of the British Islands, by David Low, Esq., Prof. of Agriculture. Univ. Edinburgh, 1845.—Journal of the Royal Agricultural Society of England, vol. ix., Prize Essay—On Farm Horses, by W. C. Spooner, p. 249; and Prize Essay—On Cattle, by Hall W. Keary, p. 425.

amelioration of the English race; the descent of the population to the low places, which have in the last ten years increased twice as fast (2 per cent. per annum), as the healthy parts—the sudden growth of large mining and manufacturing places left undrained, ill-cleansed—the liberation of multiplying vagabonds and criminals who were in the old times transported, cruelly destroyed by jail fever or hanged, have had a tendency to increase the proportion of deteriorated organizations. Idiots and lunatics, who are no longer plunged in cells for a short life, and other persons labouring under hereditary diseases, are also increasing, probably from a similar cause. In addition to the inhabitants of the old towns, which have always been fatal, several millions of people are now in the seaports, in South Wales, in Staffordshire, in the mining districts of the north, in the towns of the West Riding of Yorkshire, and in the dense districts of Lancashire; where the health of parents is depressed, and the circumstances are often so prejudicial to their offspring that of the coming generation five instead of two of every ten born are destroyed in the first five years of life, and the survivors, with a few happy exceptions, are left with shattered, feeble, febrile, and disorganized frames. The countenance of the children is painful in these districts; and in all the places where cholera has raged, presents the most striking contrast to the healthy, hardy aspect of the children in salubrious fields. Their degeneration is as inevitable as the degeneration of horses, oxen, sheep, in circumstances equally unfavourable.

All analogy, however, proves that no extensive or permanent degeneration of a race can be accomplished in less than two or three generations. The great change is as slow and insidious as it is certain. It is rarely perceived by its victims; who remain rooted and benumbed on the spot unless they and the community are aroused by sudden and terrible catastrophes. That angel which, it would seem, it has pleased the Almighty Creator and Preserver of Mankind to charge with this dread mission is the Pestilence. Wherever the human race, yielding to ignorance, indolence, or accident, is in such a situation as to be liable to lose its strength, courage, liberty, wisdom, lofty emotions—the plague, the fever, or the cholera comes; not committing havoc perpetually, but turning men to destruction, and then suddenly ceasing, that they may consider. As the lost father speaks to the family and the slight epidemic to the city, so the pestilence speaks to nations in order that greater calamities than the untimely death of the population may be averted. For to a nation of good and noble men Death is a less evil than Degradation of Race.

The acknowledged greatness of England has been variously accounted for; and it would be illogical to refer it to any single circumstance. Among its primary causes are, however, unquestionably to be classed the character and quality of the race of men—derived in happy proportions from a Scandinavian, Celtic and Saxon, stock—and bred mostly in pure air on the hills and grounds of moderate height supplied with running water, or on the fertile plains and valleys of an island, pregnant with mineral wealth and well placed for commerce on the frontier of the old and in the way to the new world. Englishmen have derived weapons in industry and war from the coal and iron mines; but their strength and courage, in modern as in ancient days, came from other sources. Their skill, industry, science, religion, justice, freedom, sense of duty, love of country, and goodwill for other people, have all contributed to their success; they were bestowed on them by nature, circulate in their blood, and beat in their hearts. No race of men, living in maremmas, marshes, deltas, low sea-coasts, low riversides, could have acquired or wielded the Power of this Empire.

In the ten years 1841–50 more than 744,809 children were born in seventeen port districts, six inland districts, and eleven districts of London on the south side of the Thames, where cholera destroyed 26258 lives in 1849; and it is probable that more than one-fourth part of the next generation of the English race will be born and bred in insalubrious places, which must in the long run induce degeneracy. The proportion of such births is rapidly increasing. Is it not time, then, to take heed? Are we not on the verge of a great calamity? This question is more than a question of life and death for the people. If degeneration should extend, and large numbers of the English race be divested of its noblest characteristics, their reclamation would be an arduous if not impracticable undertaking. For while nature

in time supplies a loss of numbers, it is difficult by the most consummate art in favourable circumstances, to retrieve the loss of generous qualities. How few genuine instances are there of the regeneration of a fallen man, class, or nation?

Facilis descensus Averni :

Noctes atque dies patet atri janua Ditis :
Sed revocare gradum, superasque evadere ad auras,
Hoc opus, hic labor est. Pauci, quos æquus amavit
Jupiter, aut ardens exexit ad æthera virtus,
Diis geniti, potuere.*

Great Britain[†] enjoys undoubtedly many advantages over the Babylons of the ancient world, and the decayed maritime city-states. Extensive habitable highlands and fertile fields must always be the birth-place of a majority of its children. Its population and power can never be circumscribed within a single city or within the low ports of an alluvial coast; and it is surrounded by the refreshing sea. The vast populations which have recently settled in bad localities may almost invariably find in the neighbourhood, sites at elevations which in these latitudes cholera does not climb. With wealth, industry, and science at command, it is still possible to drain, and supply with pure water and a purer air, districts as low as Southwark, Westminster, Liverpool, and Hull; thus disarming them of much of their fatal power.

But malaria begets apathy. The unhappy inhabitants of unhealthy places disregarded statistical calculations—the counsels of their medical men—the analogies of nature, and the results of experience. The wan looks of their children, and the multitudinous Voices of their Dead did not move them. The Community was also in the wrong; for the laws left them without warning, punishment, or effectual assistance. Then Cholera came; and in two heavy visitations carried off more victims than the United Kingdom has lost in many wars. It may, if nothing is done, after a season return, for it still reigns in India.† But let these human sacrifices suffice. The great Sanatory Reforms which will shield the country from pestilence, while they save the lives of thousands, will prevent the degradation of successive generations; and promote the amelioration and perfection of the Human Race.

The organic matter and the water of a country are constantly carried from the high grounds down to the sea. The water, by simple evaporation, and a large part of the organic matter by conversion into volatile ammonia and carbonic acid gas, are raised and redistributed through the atmosphere over the world; but the incessant aid of living beings is required to sustain the equilibrium. Sea fish and sea birds live on the residual spoil. And that man may fight against the eternal force of gravitation, and carry up and fix the falling matter on the High Places of the earth, these have by their salubrity been especially designated for the sites of a larger portion of his great works, his dwellings, and his cities: but a rank soil, and immediate commercial facilities, have too often led him to dwell near the low estuaries of the sea. Our life is fleeting; a generation soon passes away. But the economy of nature is the embodied wisdom of God, and His operations extend through an endless series of countless ages. The existence of the present living races has been rendered possible by processes and formations in the earliest geological eras; and the remotest generations of men are indissolubly connected in one immortal race, susceptible of an indefinite, glorious development. It should not, then, excite our surprise that in the vast arrangements of nature the conditions of well-being and of happiness should

* Smooth the descent to hell: both day and night
The gates of gloomy Dis wide open stand:
But difficult the task thence back to escape
And gain the unclouded sky. This mighty toil
None can achieve, except the chosen few
Whom Jove regards, or they of heavenly birth
Whose soaring virtue bears them to the stars.—HORACE MANN.

† Assistant-Surgeon Balfour, in his interesting Tract on Cholera, shows that the disease is as fatal now as it ever was in India.

be secured for the generations of men who are to live through thousands of years to come. Organic matter must be carried to the raised ground and high lands by man. There he must dwell. In fulfilling this law he escapes from the terrible pestilence, retains his health, exalts his race, and has the fairest opportunity of recovering that Divine Image after which he is continually aspiring.

CONCLUSION.

The history of cholera, and the knowledge which we have acquired of the circumstances in which pestilences are fatal, suggest some useful practical rules and works.

(1.) Persons who have the means may, by an early removal from an *infected district*, always find safety in such salubrious districts, as the tables show, had deaths neither from diarrhoea nor cholera in the year 1849. The sportsman on the moors, and the people near the river sources of the country, in the first week of September, when the cholera killed 2157 persons in London and 4991 persons in other places, were in those high situations in no danger whatever of an attack. Many people left London and went, as usual, to the sea-side. This was an error: sometimes the disease within them was developed on the low land; sometimes they were attacked, not only in the towns, but in the villages on the coast.

(2.) *Strangers* who can avoid it should not visit a town in an epidemic. They appear to be peculiarly liable to an attack. Persons whose duties confine them to an infected town will find that removal from districts in which the epidemic is raging, to high, clean districts of the same town, insures a great degree of immunity.

(3.) In outbreaks, where it may be necessary to move large numbers of people, they should be sent to high, dry ground, where good water can be procured. Clean ships generally find safety by going out to sea; *armies*, by removing from the camp in which they are attacked, and encamping on high ground.

(4.) High places are also generally safe asylums from plague, yellow fever, remittent fever, and ague. It is necessary in the epidemics, as it is in cholera, to keep away from marshes and rivers in the lower parts of their course, and to obtain water, if possible, from unpolluted springs.

(5.) *Armies* suffer more from cholera *on march* or immediately afterwards, than they do in station. Many instances are adduced from Indian experience by Mr. Orton; and the fact is placed beyond doubt by the statistical analyses of Assistant-Surgeon Balfour.* The encampments and marches of the Indian armies lie often by rivers, on low grounds. Cholera found the Marquess of Hastings near the margin of the Sinde, in Bundelkund, on November 7, 1817, and destroyed in one week 764 fighting men, and some thousands of the camp-followers of the grand army; it ceased after the 19th, when he crossed the clear stream of the Betwah, and encamped upon its high and dry banks at Erich.† Colonel Pearse had been marching, in 1781, on the sea-coast six days through "sand and sea water," when his 5,000 men were "attacked with inconceivable fury," and the road was strewn with the dead in the first well-recorded epidemic of Asiatic cholera.‡

* See some good observations on the movement of troops, in the "Statistics of Cholera," by Assistant Surgeon Edward Balfour. He shows, that of the native soldiers of the Madras army, 32 died of cholera in cantonment, 86 when marching, to an average strength of 10000. The attacks were respectively 85 and 200 in 10000. Dr. Lorimer's Reports show that the troops were more frequently attacked on long than on short marches: thus, the troops in 219 marches of 20—40 days were attacked 39 times; while in 14 marches of 100—120 days they were attacked 7 times. If we take 100 marches as the basis, they were attacked 18 times in about 30 days, in the one case; while in the other case they were attacked 50 times in about 110 days, that is, at the rate of 14 times in 30 days. This is no proof that *fatigue* increases the liability to attack; it only proves that, on the long marches, the men are exposed a longer time to the causes of the disease.

Mr. Balfour would assuredly expect more men to be wounded in a battle of three days, than in a battle of one day's duration.

It would be a great advantage if soldiers in the field could sleep on raised camp beds.

† Jameson on Cholera, pp. 15, 16.

‡ Algiers is as fatal to the French as India is to the English soldier; for the annual mortality was, as M. Boudin has shown, in his valuable papers on Algeria, and "Statistique de l'Armée," 7.58 per cent, in 1837-46, or four times as great as the mortality (1.86 per cent, in 1842-6) in France. The mortality was as low as 4.5 in 1838, and as high as 14.1 per cent, in 1840: it varied at the different

If an army had been marched through or encamped on the low streets of Southwark south of the Thames, in August 1849, it would no doubt have suffered severely from cholera; while it might have been moved down the high roads north or south of London with impunity. The danger from pestilence of every kind is diminished by keeping troops on high ground: they often lose their strength, and perhaps some of their courage as well as health, on low ground near rivers and marshes; which, judging by the event, notwithstanding some advantages, make as bad lines of defence for armies as they do places of refuge for feeble nations, who only survive and permanently resist in the hills.

The Walcheren expedition is an illustration of the fate of military operations on the deltas of great rivers, or on the low islands at their mouths.*

The Peninsular war offers an example of a different kind: our troops suffered severely on the Guadiana: but the earth fought for the English on the high lines of Torres Vedras; and against Masséna in the humid plains below until he retired to Santarem, and finally retreated with the loss of 40000 veterans. The French army remained starving for five winter months, in the midst of marshes; and the disastrous incidents of the retreat showed that they there lost many of their finest qualities.† They began the retreat with 10000 sick.

(6.) *Travellers* in unexplored countries should not rest on low, swampy spots; they have the best chance of preserving their health and the health of their horses and cattle by passing the nights on high ground, in the neighbourhood of springs, or near small rapid rivers. The two Landers, after Captain Clapperton, by adopting this course, landing at Badagry, and, as their map and journal show, keeping on the high grounds, arrived at Yaouri, and both succeeded in *descending* the Niger alive.‡ An attentive examination of journals of travels establishes the value of this rule.

(7.) *Intercommunication*. It does not appear that the Quarantine has been of any avail in cholera. But the arrangements of all the lower classes of vessels are far from satisfactory; and the circulation of dirty pestilential ships like the "Eclair," from low port to low port is not unattended with danger to the health of the community. A sanitary maritime police is therefore indispensable; into which it would be advantageous to convert all the quarantine officers of Europe. The futile, superstitious practices of the lazarettos are as contemptible in the eyes of science as they are injurious to commerce.§ Vagrants are the pestilential ships of the land; and they carry diseases and zymotic

stations in 1845, and was 3.6 in Algiers, 3.7 in Mostaganem, 4.2 in Oran, 5.5 in Philippeville, 6.6 in Blidah, and 14.1 in El-Arouch. The following order, addressed by Marshal Bugeaud, in 1847, to his Generals, shows that the French had become alive to the danger of encamping on low grounds:—

"J'ai remarqué que MM. les commandants de colonne choisissent leur campement au bord des cours d'eau, dans l'intention louable sans doute d'éviter à leurs troupes des corvées pour aller à l'eau. Mais l'expérience a démontré que cette manière de camper donne un nombre considérable de malades.— Une seule nuit passée dans un bas-fond suffit quelquefois pour donner une centaine de malades sur un effectif de 3000 hommes. On comprend avec quelle rapidité une colonne serait fondue si cette manière de camper se renouvelait.

"Je recommande donc de la manière la plus formelle à tous les commandants de colonne de choisir toujours leurs campements sur des hauteurs et des coteaux, toutes les fois que le terrain le permettra.— Pourvu que l'on puisse bien se garder dans la position que l'on choisit, peu importe la forme donnée au camp si l'on est dans un endroit salubre. Il vaut infiniment mieux imposer quelques corvées aux hommes pour aller à l'eau et pour mener les chevaux et mulets à l'abreuvoir. La santé des soldats en souffrira beaucoup moins que de camper dans un endroit soumis à des influences morbides."

* "Select Dissertations," by Sir Gilbert Blane, Dis. III. He notices that those who slept in the upper stories of houses were less liable to the Walcheren fever, and had it in a milder form, than those who slept on the ground floors. Dr. Ferguson remarked in St. Domingo, that two-thirds more men were taken ill on the ground floors than on the upper stories. The celebrated Dr. Cullen observed the same thing in the sickness which he witnessed in Porto Bello in the year 1740. p. 91.

† Dispatches of the Duke of Wellington, vol. vii., pp. 256, 270, 448. "I never saw an army so healthy as this [the English]. Indeed I may say that we have scarcely any sick, excepting in the Walcheren regiments."—16 Feb., 1811. "The enemy's loss in this expedition to Portugal is immense; I should think not less than 45000 men, including the sick and wounded; and I think that, including the 9th corps, they may have 40000 on this frontier."—9th April, 1811.

Napier, Peninsular War, vol. iii., Book XII.

Alison, History of Europe, c. 63.

‡ Landers' Niger Expedition.

§ See the details in the French Report on Quarantine.

venoms, as well as vermin and vice, to lodging-houses, workhouses, and gaols over the country. This peculiar and degraded race can only be dealt with by special measures.

(8.) *Food.* The temperate use of sound meat, bread, rice, potatoes, grapes, apples, and other fruit for food—with exercise—and sweet water, beer, cider, wine, for beverage, are excellent preservatives before and in times of pestilence. The first great epidemic of cholera in India was preceded by the failure and deterioration of the rice crops; and in England the large importations of grain for three years before 1832 and before 1849 show that the home crop of food had failed, and suffered in quality. The vegetable acids and other compounds in fruits are an essential part of food: that the want of them causes scurvy, undermines the general health, and prepares the way for the zymotic diseases, is proved by the experience of the Navy, and by the most decisive observations.

The exemption of Herefordshire from cholera is evidence that *cider*, notwithstanding the popular prejudice, is a much safer beverage in the time of an epidemic than the spirits which were so largely consumed during the time of cholera in the places where it was most fatal.*

(9.) *Water.* The precautions to take against cholera, in regard to *water*, are well stated by Dr. Snow; and they are of so simple a nature that, considering all the facts, no person can prudently neglect them.†

(a.) Water into which sewers flow, or which is navigated by persons living in boats, or which is any other way contaminated by the contents of drains or cesspools, should be entirely disused.

[To warn any class of men against the use of unclean excremental water, even filtered, may appear useless. But it is now known that it enters into the supply of some of the principal cities of Europe, and contaminates the *eau sucrée* of Paris as well as the house water of London. The disagreeable revolting nature of this truth has probably been a cause of its suppression, and the consequent perpetuation of an insufferable nuisance.]

(b.) Hand-basins and towels, with sufficient water, should always be in readiness in the sick person's room, where every one should observe strict cleanliness: nurses and other people should invariably wash their hands before touching food.

(c.) The healthy should be separated from the sick, and be removed to another abode when they have no place but the sick-room in which to prepare and take their meals.

(d.) Soiled linen should be immersed in water until it can be scalded and washed; for if it should become dry the matter might be wafted about in the form of dust. [The washing of the linen of cholera patients in the ordinary way is apparently not unattended with danger.]

The sanitary value of pure water, as well as the danger of habitually using water holding organic matter of any sort in solution, has been known from the earliest period. Instinct and science hallow springs and streams of living water. It is a difficult engineering task to place an adequate supply of fresh water within the reach of every householder in the large towns: but the task is of such vital importance that it cannot be neglected; and the mission of bringing it within the range of the municipal institutions of London, Paris, and every city, is too beneficent to be overlooked by statesmen. The quality of the best water is only to be discovered by experience;

* It has been shown, in the *Lancet* of January 31st, 1852, that the pickles now on sale in London contain copper solutions, which, taken in considerable quantity, induce attacks somewhat resembling cholera. "In the whole of 16 different samples of pickles analyzed for copper, that poisonous metal was discovered in various amounts: 2 of the samples contained a small quantity; 8 rather much; 1 a considerable quantity; 3 a very considerable quantity; in 1 copper was present in highly deleterious amount; and in 2, in poisonous amounts." The vinegar was weak, and adulterated with sulphuric acid. These analyses of the common articles of food are a great public benefit, and will promote public health by increasing the vigilance, skill, and honesty of manufacturers and traders. Pickles, properly made, are wholesome articles of food; and much of their discredit is no doubt due to the adulterations so ably exposed by the *Lancet*.

† Slightly altered from Paper on Cholera, by J. Snow, M.D., p. 23.; read May 5, June 2, 1851, before the Epidemiological Society.

and may be learnt with sufficient accuracy from analyses of the waters of the salubrious fields.

(10.) *Refuse.* Water, vegetables, hay, grain, cattle, food of every kind, worth many thousands of pounds sterling, are brought from the country every week into the towns of the kingdom. The consumption of this matter by men and animals destroys a great part of its value: and the practice has been (1), to throw the refuse into the streets; (2), to deposit it in cesspools; (3), to wash it down the sewers into the rivers. The third is the modern practice in England; and where the river water is not used, is, in low towns, the least evil. But it has these intolerable disadvantages: that the sewers invariably emit poisonous vapours, that the rivers are polluted, and that the organic matter is thrown away. It becomes, then, a great question whether, by the use of ashes, peat charcoal, or some other stuff, a modification of the old system of nightmen, mechanical arrangements, and the use of the railways and canals, the manure of the towns may not be returned to fertilize the fields of the country in the place of guano; for which it is found to be an adequate substitute.*

(11.) *Air*, not stagnant—sweet, pure, and dry, rather than moist—is the healthiest; and is sometimes a preservative against pestilence on ground otherwise unfavourably placed and watered: but pure air and water are almost inseparable, and conversely so are impure air and impure water. Lancisi lays it down as a physiological axiom: *ubi bonæ sunt aquæ, ibi bonus, ubi malæ, malus itidem est aer.*†

The air of London and of many of the large towns of the island, is moist and foggy. The low situation of parts of the ground, and the vast extent of the evaporating surface of the rivers, often warmer than the air, are the causes of the excess of fog. No water should, therefore, be thrown artificially into the London atmosphere. Fountains in damp places are evils. Lakes lying between mountain ranges, beat by the impetuous winds, and traversed by rivers, as Lake Lemane is by the Rhone, are beautiful and salubrious. The latter qualification, at least, must be refused to stagnant waters in low situations. It is true that a strong stream of fresh water, discharged through the lakes or ponds in the London parks, if they were made so shallow as not to require the intervention of the Humane Society, would keep the water sweet; but the moist London atmosphere requires drying; and might be very advantageously deprived of the damp supplies from the waters in Regent's Park, the Serpentine, and a considerable portion of the bed and muddy banks of the Thames.

(12.) *Earth.* If it is important that travellers, armies, and all moving bodies of men should avoid damp, low grounds, it is evidently of still greater importance that the habitations of a people should be raised on dry, drained land of a certain elevation, washed by rains, and ventilated by the breezes of heaven. The sites of many English towns are unexceptionable; they lie beautifully on the slopes of hills against the sun; the spires of their churches stand out against the sky. The sites of other cities and of parts of nearly all are, as we have seen, singularly bad, and should never have been selected for building. Sites of towns are as much a matter of public concern as lines of road, canals, or railways; and legislation could not be more advantageously employed than in directing and facilitating selection. The present law of settlement, and the mixed, complicated, uncertain tenure of land, interfere seriously with the choice of

* One of the most distinguished Physiologists of the day, inspired, probably, by the grand simplicity of the mechanical arrangements of the human body, has sketched the project of a circuit railway and cloaca *within* the borders of the Thames, by which "the same railways which *bring* cattle and corn from our fields, should be made to restore them in their changed form of manure." It is impossible that the travelling and the traffic of London can long be carried on through the streets, which are obstructed by waggons and slow omnibuses. The completion of the outer railway circuit, which now runs from Chalk Farm to Blackwall, with the erection of the second proposed circuit round the embanked Thames, and a due number of anastomosing branches—would provide a free circulation of passengers and goods all over London; while the night trains would afford facilities for collecting and re-distributing every kind of refuse over the country. It is relatively less difficult (that is, less expensive to each individual) to provision or to execute public works for a vast metropolis of two and a half millions of people, organized municipally, than it is to perform the same offices for smaller towns. But ordinary professional minds, occupied with details, shrink at the magnitude of combined operations which they have never contemplated on the grand scale; and it is from without that they often receive their mission and inspiration.

† De Nat. Rom. cœl. qualit. c. vi.

ground, and exclude the people from many of the best sites in the immediate neighbourhood of the places in which they dwell. This evil may be remedied. The railways now offer extraordinary facilities for distributing the population over a wider area; and as the canals and navigable rivers have drawn the population down, the roads, stations, and warehouses, kept as high as is practicable, may counteract this tendency, raise people to a higher level, and at once facilitate drainage and the application of the sewage to agricultural purposes.

The higher districts of Middlesex, Surrey, and Kent, immediately around London, are as healthy as any in the world; so that a moderate extension of the building area in the right direction, would be sufficient to secure salubrious sites. The cost of conveyance and carriage would be speedily compensated even to artizans by their increased health and energy; their children would be saved from death, disease, deformity, vice, drunkenness, degradation, the prolific fruits of malaria. They would be susceptible of religious and intellectual culture; which, in their present dwellings, is made difficult for the children of good and worthy workmen.

The houses in England and Wales amounted to 3,117,182 in 1841, and to 3,433,859 in 1851; the increase in the interval was 316,677, in addition to those, which were built to replace decayed and destroyed houses; so that in the towns of England the selection of building sites is a question constantly open.

(13.) In the *Colonies* the choice of sites for new towns is a matter of primary importance. The sites lying most conveniently for commerce are often low and insalubrious; but as low shores are more subject to inundations, earthquakes, pestilences, and the influences that deteriorate the English race, the tempting facilities which they offer should not weigh against the enduring advantages of high healthy lands. Regard must of course be had to defence, commercial convenience, and fertility of soil; but in taking possession of new countries, the proper course would appear to be to ascend the rivers sufficiently high to secure vigour of race, and then gradually to descend towards the deltas, draining and cultivating the land on the way. The rule is the result of all our present investigations; it is quite in conformity with the traditional course of the primæval races. The example of Holland, of America, and of parts of England, shows that low fen and marsh land is habitable; and with efficient drainage, it is probable that, if thinly peopled by a race well fed and naturally hardy, neither disease nor degeneration would go beyond a certain point, quite compatible with a comfortable if not a very spiritual and exalted existence. A moderate elevation in temperate climates is a protection against many evils: as cholera has shown in London.

(14.) *Climate.* Long experience alone can ultimately determine what climates are healthy; and every locality must be ultimately judged by the test of such a calculation as has been applied to the districts of England and Wales. But analogy justifies the inference from experience, in some cases brief and imperfect, that in parts of Canada, the United States, South America, New Zealand, the Isles of the Pacific Ocean, Australia, and Southern Africa, the English race retains the energy, which it invariably loses in two or three generations on the low tropical lands of the West India Islands, of the West Coast of Africa, and of Southern Asia; where much of the best blood of England has been sacrificed without establishing permanent settlers, making any evident impression on the native population, or producing any lasting fruits. Near the spot which has, for many years, been the centre and the capital of the imperial power in India the devastating epidemic cholera was generated, which has twice ravaged these islands, and twice encircled the world. The average mortality of the English troops in India has hitherto exceeded 5 *per cent. annually*. The removal of the European population from the low to the high land, railways, vast systems of drainage, and the steady prosecution of the sanitary measures which have been commenced, are required to justify the credit which the Government of India has latterly obtained for enlightenment and beneficence.

(15.) *The Medical Profession.* The development of the public health is a science and an art. The true doctrines have not only to be discovered but to be taught; not only to be taught, but to be inculcated, in season and out of season. It is the office of medicine to raise men up to a high standard of health, and not merely

to heal the sick. Under this head a passage in the London Weekly Return of September 15, 1849—one of the last pages in the *Journal of the Pestilence*,—may be quoted; which, while it does the medical profession no more than justice for their conduct in the epidemic then subsiding, expresses the high character of their duties.

“No city, perhaps, ever possessed such an efficient body of medical men as are now practising in London. During this epidemic they have performed services which in any other field must have won the highest honours; combating the disease night and day in the most pestilential quarters, on much more settled principles than the public might be led to suspect from certain discussions at the medical societies. And their office has been discharged with so much kindness as to deserve the gratitude of the poor; instead of drawing down on their heads the charges with which the physicians of other countries have often been assailed by the populace. Nearly all the sick have been seen by these practitioners; yet 12837 persons have already died of cholera in London. How is this? The medical force will be found to have been employed at an immense disadvantage. It is called into action at the wrong end of the malady. Inquiries prove that while medical advice is generally sought in the characteristic stage, it is seldom obtained in the premonitory stage when the power of medicine is decisive; and to that earlier and still more important period preceding the premonitory stage which is prevented as easily as cured, medical practice has had little or nothing to say. Cholera here also only shows in high relief what exists in ordinary circumstances. Medical men rarely, if ever, treat the beginnings of diseases; and are scarcely ever consulted professionally on the preservation of the health of cities or families. The art of preserving health is taught in no regular course of lectures at any of the great schools of medicine in the United Kingdom. Yet the classical sanatory works of Pringle, Lind, Blane, Jackson, Johnson, and Martin have been framed from observation in the British navy and army. In the science of health there are more exact demonstrable truths than in the science of disease; and the advantage of ‘prevention’ over ‘cure’ requires no proof. In the *Cyropædia* of Xenophon physicians who only treat the sick are compared to ‘menders of torn clothes,’ while the preservation of health is declared a noble art worthy of Cyrus himself. Vegetius speaks in similar, Jackson in stronger terms, but perhaps unjustly; for if it is godlike to save many from suffering and to carry them in healthy life up to the natural term of existence, it is a worthy occupation to rescue a few from the arms of death or incurable infirmity. But the preservation and the restoration of health are parts of one science; and if, as has been done by the City of London and by Liverpool, Health Officers be appointed in all the districts of the kingdom, the art of preserving health will be studied by a high order of men well paid by the public; and ultimately, with an increase of their remuneration, the diminution of sickness, the disappearance of epidemics, immense advantage to the public,—the whole medical profession may devote themselves to the preservation and development of the vigour of the human faculties, instead of being tied down to the treatment of the sick and dying. ‘And this,’ Lord Bacon says, after his great survey of learning, ‘we hope might redound to a general good, if physicians would but exert themselves, and raise their minds above the sordid considerations of cure; not deriving their honour from the necessities of mankind, but becoming Ministers of the Divine power and goodness, both in prolonging and restoring the life of man; especially as this may be effected by safe, commodious, and not illiberal means, though hitherto unattempted. And certainly it would be an earnest of Divine favour if, whilst we are journeying to the land of promise, our garments, those frail bodies of ours, were not greatly to wear out in the wilderness of this world.’” *

* Hist. Vitæ et Mortis.

TABLES

REFERRED TO IN THE FOREGOING REPORT.

ANNUAL MORTALITY per Cent. from all Causes during the Seven Years 1838-44, in the Statistical Districts of ENGLAND, arranged in the order of the Mortality of Females of all Ages;—the healthiest districts being placed first.

No.	DISTRICTS.	All Ages.	
		Females.	Males.
293	(a) Glendale, (b) Bellingham, (c) Haltwhistle . . . Northumberland	1.383	1.417
313	(a) Tregaron, (b) Lampeter, (c) Newcastle-in-Emlyn . . . South Wales	1.536	1.764
136	(a) Bideford, (b) Holsworthy . . . Devonshire	1.550	1.650
41	(a) Thanet, (b) Eastry . . . Kent	1.563	1.844
135	(a) South Molton, (b) Torrington, (c) Crediton, (d) Barnstaple . . . Devonshire	1.568	1.668
324	Anglesea . . . North Wales	1.573	1.620
74	(a) Hendon, (b) Barnet . . . Middlesex	1.576	1.633
291	(a) Morpeth, (b) Rothbury, (c) Alnwick, (d) Belford . Northumberland	1.583	1.702
312	Aberystwith . . . South Wales	1.601	1.802
318	(a) Dolgelly, (b) Corwen, (c) Bala, (d) Festiniog . . North Wales	1.605	1.660
294	(a) Brampton, (b) Longtown . . . Cumberland	1.606	1.685
37(a)	Lewisham . . . London	1.613	1.839
35	(a) Godstone, (b) Reigate, (c) Dorking . . . Surrey	1.616	1.536
58	Isle of Wight . . . Hants	1.624	1.844
306	Swansea . . . South Wales	1.628	1.790
310	Haverfordwest . . . South Wales	1.635	1.836
60	(a) Havant, (b) Catherington, (c) Fareham, (d) Droxford . Hants	1.641	1.727
2	St. George Hanover-square . . . London	1.642	1.990
112	(a) Blything, (b) Mutford, (c) Wangford . . . Suffolk	1.648	1.778
311	(a) Cardigan, (b) Aberayron . . . South Wales	1.651	2.008
141	(a) Totnes, (b) Kingsbridge, (c) Plympton St. Mary . Devonshire	1.653	1.800
309	(a) Narberth, (b) Pembroke . . . South Wales	1.663	1.808
37	(a) Lewisham, (b) Bromley, (c) Dartford . . . Kent	1.663	1.836
62	(a) South Stoneham, (b) New Forest, (c) Lymington, (d) Christchurch, (e) Ringwood, (f) Fordingbridge, (g) Romsey . . . Hants	1.670	1.763
55	(a) Steyning, (b) Thakeham, (c) Worthing . . . Sussex	1.680	1.675
33	(a) Chertsey, (b) Epsom . . . Surrey	1.680	1.935
292	Berwick-on-Tweed . . . Northumberland	1.681	2.041
153	(a) Williton, (b) Wellington . . . Somersetshire	1.698	1.783
241	Ulverstone . . . Lancashire	1.699	1.713
146	(a) Bodmin, (b) St. Columb . . . Cornwall	1.711	1.832
320	(a) Bangor, (b) Conway . . . North Wales	1.715	1.776
52	(a) Hailsham, (b) Eastbourne, (c) Lewes . . . Sussex	1.715	1.807
319	(a) Pwllheli, (b) Carnarvon . . . North Wales	1.723	1.859
140	Newton Abbot . . . Devonshire	1.723	1.884
145	(a) Launceston, (b) Stratton, (c) Camelford . . . Cornwall	1.725	1.791
137	(a) Tavistock, (b) Okehampton . . . Devonshire	1.725	1.806
139	St. Thomas . . . Devonshire	1.729	1.905
299	(a) Bootle, (b) Alston, (c) Penrith . . . Cumberland	1.731	1.799
(pt. of)	Hampstead (Subdistrict) . . . London	1.731	2.317
71	Hackney . . . London	1.734	2.204
130	(a) Poole, (b) Wareham . . . Dorsetshire	1.738	1.922
29	Camberwell . . . London	1.744	2.197
53	(a) East Grinstead, (b) Horsham, (c) Cuckfield . . . Sussex	1.745	1.654
144	(a) St. Germans, (b) Liskeard . . . Cornwall	1.749	1.969
32	(a) Richmond, (b) Kingston . . . Surrey	1.749	2.042
170	(a) Wheatenhurst, (b) Westbury-on-Severn . . . Gloucestershire	1.750	1.881
317	(a) Llanfyllin, (b) Machynlleth . . . North Wales	1.753	1.693
71	Edmonton (including Hampstead) . . . Middlesex	1.761	1.989
67	(a) Easthampstead, (b) Cookham, (c) Wokingham . . . Berkshire	1.762	1.877
147	St. Austell . . . Cornwall	1.765	2.052
218	(a) East Retford, (b) Worksop . . . Nottinghamshire	1.766	1.849
57	(a) Westhampnett, (b) Petworth, (c) Midhurst, (d) Westbourne . . . Sussex	1.768	1.791
133	(a) Axminster, (b) Honiton . . . Devonshire	1.773	1.767
51	(a) Rye, (b) Hastings, (c) Battle . . . Sussex	1.779	1.873
217	(a) Caistor, (b) Glanford Brigg, (c) Gainsborough . . Lincolnshire	1.781	1.857

ANNUAL MORTALITY per Cent. during the Seven Years 1838-44—continued.

No.	DISTRICTS.	All Ages.	
		Females.	Males.
296	Wigton <i>Cumberland</i>	1.786	1.929
36	(a) Guildford, (b) Farnham, (c) Hambledon <i>Surrey</i>	1.787	1.781
290	(a) Castle Ward, (b) Hexham <i>Northumberland</i>	1.791	1.815
308	Carmarthen <i>South Wales</i>	1.792	2.085
182	(a) Tenbury, (b) Martley, (c) Upton-on-Severn <i>Worcestershire</i>	1.793	1.882
43	(a) Elham, (b) Bridge <i>Kent</i>	1.795	1.974
167	(a) Northleach, (b) Stow-on-the-Wold, (c) Winchcomb. <i>Gloucestershire</i>	1.802	1.653
203	Warwick <i>Warwickshire</i>	1.802	2.120
99	West Ham <i>Essex</i>	1.808	1.988
210	(a) Billesdon, (b) Market Harboro', (c) Melton Mowbray <i>Leicestershire</i>	1.809	1.871
40	(a) Milton, (b) Sheppy, (c) Faversham, (d) Blean <i>Kent</i>	1.809	2.001
66	Windsor <i>Berkshire</i>	1.816	1.889
56	Chichester <i>Sussex</i>	1.818	2.106
239	(a) Fylde, (b) Garstang, (c) Clitheroe <i>Lancashire</i>	1.819	1.759
275	(a) Pocklington, (b) Tadcaster <i>East Riding, Yorkshire</i>	1.822	1.779
215	(a) Spilsby, (b) Horncastle, (c) Louth <i>Lincolnshire</i>	1.826	1.941
268	(a) Pately Bridge, (b) Ripon, (c) Knaresborough <i>West Riding</i>	1.827	1.860
212	(a) Stamford, (b) Bourn <i>Lincolnshire</i>	1.830	1.892
65	(a) Alresford, (b) Petersfield, (c) Alton, (d) Basingstoke, } <i>Hants</i>	1.832	1.813
	(e) Hartley Wintney }		
321	(a) Llanrwst, (b) St. Asaph, (c) Ruthin <i>North Wales</i>	1.833	1.835
28	Wandsworth <i>London</i>	1.835	2.114
63	(a) Stockbridge, (b) Andover, (c) Whitchurch, (d) Kingsclere <i>Hants</i>	1.840	1.908
157	(a) Axbridge, (b) Wells <i>Somersetshire</i>	1.843	1.902
211	(a) Oakham, (b) Uppingham <i>Rutlandshire</i>	1.843	1.917
259	Rotherham <i>West Riding</i>	1.844	2.000
154	Taunton <i>Somersetshire</i>	1.846	2.080
297	Cockermouth <i>Cumberland</i>	1.847	2.045
8	Islington <i>London</i>	1.848	2.144
179	(a) Market Drayton, (b) Newport <i>Shropshire</i>	1.852	1.936
117	(a) Loddon, (b) Henstead, (c) St. Faiths, (d) Blofield <i>Norfolk</i>	1.853	1.864
202	(a) Stratford-on-Avon, (b) Southam, (c) Rugby <i>Warwickshire</i>	1.853	1.886
132	(a) Weymouth, (b) Bridport, (c) Beaminstor <i>Dorsetshire</i>	1.856	2.067
219	(a) Southwell, (b) Mansfield <i>Nottinghamshire</i>	1.857	1.884
315	(a) Presteigne, (b) Knighton, (c) Rhayader <i>South Wales</i>	1.858	1.861
45	(a) East Ashford, (b) West Ashford, (c) Hollingbourn <i>Kent</i>	1.859	1.817
301	(a) Monmouth, (b) Chepstow <i>Monmouthshire</i>	1.860	2.051
176	Atcham <i>Shropshire</i>	1.865	1.898
102	(a) Tendring, (b) Lexden <i>Essex</i>	1.865	1.904
134	Tiverton <i>Devonshire</i>	1.865	1.912
213	(a) Grantham, (b) Sleaford <i>Lincolnshire</i>	1.865	1.953
152	(a) Penzance, (b) Scilly Islands <i>Cornwall</i>	1.865	2.128
49	(a) Malling, (b) Sevenoaks <i>Kent</i>	1.869	1.883
151	Helston <i>Cornwall</i>	1.870	1.951
48	Tunbridge <i>Kent</i>	1.870	2.222
183	(a) Pershore, (b) Evesham, (c) Shipston-on-Stour <i>Worcestershire</i>	1.875	1.830
185	(a) Droitwich, (b) Bromsgrove, (c) Kings Norton <i>Worcestershire</i>	1.875	2.017
307	(a) Llanelly, (b) Llandilofawr, (c) Llandovery <i>South Wales</i>	1.878	2.002
46	(a) Romney Marsh, (b) Tenterden, (c) Cranbrook <i>Kent</i>	1.879	1.930
105	(a) Ongar, (b) Epping, (c) Dunmow <i>Essex</i>	1.880	1.913
192	(a) Tamworth, (b) Lichfield, (c) Burton-on-Trent <i>Staffordshire</i>	1.880	1.967
75	(a) Hatfield, (b) Hertford, (c) Ware, (d) Bishops } <i>Hertfordshire</i>	1.881	1.978
	Stortford }		
78	(a) Amersham, (b) Eton <i>Buckinghamshire</i>	1.884	2.000
238	Ormskirk <i>Lancashire</i>	1.886	1.950
148	Truro <i>Cornwall</i>	1.894	2.192
271	(a) Howden, (b) Skirlaugh <i>East Riding of York</i>	1.895	1.988
181	(a) Shiffnal, (b) Bridgnorth, (c) Cleobury Mortimer <i>Shropshire</i>	1.897	1.953
277	(a) Easingwold, (b) Malton, (c) Helmsley, (d) } <i>North Riding of York</i>	1.898	1.769
	Pickering }		
120	Yarmouth <i>Norfolk</i>	1.898	2.277
119	(a) Flegg, (b) Tunstead, (c) Aylsham, (d) Erpingham <i>Norfolk</i>	1.907	1.940

ANNUAL MORTALITY per Cent. during the Seven Years 1838-44—continued.

No.	DISTRICTS.	All Ages.	
		Females.	Males.
129	(a) Shaftesbury, (b) Wimborne, (c) Blandford, (d) } Dorsetshire Sturminster	1.908	1.844
316	(a) Newtown, (b) Montgomery North Wales	1.909	1.975
300	(a) East Ward, (b) West Ward, (c) Kendal Westmorland	1.909	1.990
38	(a) Gravesend, (b) North Aylesford, (c) Hoo Kent	1.909	2.274
50	(a) Ticehurst, (b) Uckfield Sussex	1.911	1.784
69	(a) Bradfield, (b) Newbury, (c) Hungerford Berkshire	1.911	1.894
261	Huddersfield West Riding of Yorkshire	1.913	2.036
280	(a) Northallerton, (b) Thirsk, (c) Leyburn, (d) Rich- } North Riding mond, (e) Askrigg, (f) Reeth, (g) Bedale of Yorkshire	1.916	1.895
150	Falmouth Cornwall	1.916	2.399
281	(a) Darlington, (b) Stockton, (c) Easington Durham	1.918	2.087
164	(a) Chipping Sodbury, (b) Thornbury, (c) Dursley Gloucestershire	1.919	1.860
95	(a) Caxton, (b) Chesterton Cambridgeshire	1.923	1.936
305	(a) Cardiff, (b) Bridgend, (c) Neath South Wales	1.925	1.967
220	(a) Newark, (b) Bingham Nottinghamshire	1.927	1.948
116	(a) Wayland, (b) Guiltcross, (c) Depwade Norfolk	1.928	2.012
122	(a) Highworth, (b) Cricklade, (c) Malmesbury, (d) } Wiltshire Chippenham	1.929	1.784
274	(a) Patrington, (b) Beverley, (c) Driffield, (d) Brid- } East Riding lington of Yorkshire	1.929	1.894
168	Cheltenham Gloucestershire	1.929	2.439
149	Redruth Cornwall	1.930	2.277
165	(a) Tetbury, (b) Cirencester Gloucestershire	1.934	1.891
172	(a) Ross, (b) Ledbury Herefordshire	1.934	2.062
97	(a) Linton, (b) Newmarket Cambridgeshire	1.936	2.058
100	(a) Romford, (b) Orsett, (c) Billericay Essex	1.939	2.158
156	Bridgwater Somersetshire	1.940	1.934
77	(a) St. Albans, (b) Watford, (c) Hemel Hempstead, } Hertfordshire (d) Berkhamstead	1.944	2.075
113	(a) Bury St. Edmunds, (b) Thingoe, (c) Mildenhall Suffolk	1.945	2.000
76	(a) Royston, (b) Hitchin Hertfordshire	1.945	2.025
61	Southampton Hants	1.948	2.136
54	Brighton Sussex	1.949	2.545
196	Stone Staffordshire	1.950	1.979
279	(a) Whitby, (b) Guisborough, (c) Stokesley North Riding of Yorkshire	1.950	2.043
207	(a) Market Bosworth, (b) Ashby-de-la-Zouch Leicestershire	1.957	2.055
201	(a) Meriden, (b) Solihull, (c) Alcester Warwickshire	1.958	1.917
114	(a) Thetford, (b) Downham, (c) Swaffham Norfolk	1.959	2.113
175	(a) Ludlow, (b) Church Stretton, (c) Clun Shropshire	1.965	1.997
323	Holywell North Wales	1.968	2.125
110	(a) Bosmere, (b) Stow, (c) Hoxne, (d) Hartismere Suffolk	1.970	1.917
159	(a) Frome, (b) Clutton, (c) Keynsham Somersetshire	1.970	2.062
115	(a) Mitford, (b) Forehoe Norfolk	1.971	2.021
206	(a) Lutterworth, (b) Hinckley, (c) Blaby Leicestershire	1.974	2.038
166	Stroud Gloucestershire	1.977	2.049
121	(a) Walsingham, (b) Docking, (c) Freebridge Lynn, } Norfolk (d) Kings Lynn	1.977	2.204
278	Scarborough North Riding of Yorkshire	1.979	2.047
101	(a) Rochford, (b) Maldon Essex	1.979	2.061
89	(a) Kettering, (b) Thrapston, (c) Oundle Northamptonshire	1.980	1.928
42	Dover Kent	1.981	2.382
131	(a) Sherborne, (b) Dorchester Dorsetshire	1.982	2.015
224	Shardlow Derbyshire	1.983	2.030
34	Croydon Surrey	1.985	2.236
266	(a) Otley, (b) Keighley West Riding of Yorkshire	1.988	1.967
111	(a) Woodbridge, (b) Plomesgate Suffolk	1.990	1.971
161	Bedminster Somersetshire	1.991	2.002
216	Lincoln Lincolnshire	1.994	2.100
104	(a) Witham, (b) Chelmsford Essex	1.995	2.028
155	(a) Chard, (b) Yeovil, (c) Langport Somersetshire	1.997	2.023
64	Winchester Hants	1.997	2.111
171	(a) Newent, (b) Tewkesbury Gloucestershire	2.001	2.065
270	(a) Doncaster, (b) Thorne West Riding of Yorkshire	2.005	2.142

ANNUAL MORTALITY per Cent. during the Seven Years 1838-44—continued.

No.	DISTRICTS.	All Ages.	
		Females.	Males.
94	(a) Woburn, (b) Leighton Buzzard, (c) Luton Bedfordshire	2'007	2'112
128	(a) Tisbury, (b) Mere, (c) Warminster Wiltshire	2'010	1'995
1	(a) Kensington, (b) Chelsea London	2'011	2'663
283	(a) Auckland, (b) Teesdale, (c) Weardale Durham	2'012	2'028
178	(a) Oswestry, (b) Ellesmere, (c) Wem Shropshire	2'012	2'029
193	(a) Uttoxeter, (b) Cheadle, (c) Leek Staffordshire	2'015	2'026
235	(a) Great Boughton (Chester), (b) Wirrall Cheshire	2'015	2'343
226	(a) Belper, (b) Ashborne Derbyshire	2'017	2'001
298	Whitehaven Cumberland	2'017	2'391
16	London City London	2'018	2'255
163	Clifton Gloucestershire	2'018	2'446
186	Kidderminster Worcestershire	2'020	2'213
269	(a) Selby, (b) Goole, (c) Pontefract West Riding of Yorkshire	2'023	2'094
126	(a) Amesbury, (b) Alderbury, (c) Wilton Wiltshire	2'024	2'004
123	(a) Calne, (b) Marlborough, (c) Pewsey Wiltshire	2'025	1'940
72	Brentford Middlesex	2'029	2'194
5	St. James Westminster London	2'029	2'204
267	(a) Skipton, (b) Sedbergh, (c) Settle West Riding of Yorkshire	2'036	1'925
143	(a) Stoke Damerel, (b) East Stonehouse, including } Devonshire	2'040	2'870
143	Royal Naval Hospital }		
143	(a) Stoke Damerel, (b) East Stonehouse, excluding } Devonshire	2'040	2'673
227	Bakewell Derbyshire	2'041	2'010
83	Oxford Oxfordshire	2'043	1'961
198	Penkridge Staffordshire	2'043	2'006
221	Basford Nottinghamshire	2'044	2'111
90	Peterborough Northamptonshire	2'051	2'131
7	Pancras London	2'051	2'392
6	Marylebone London	2'051	2'493
233	Nantwich Cheshire	2'053	2'136
93	(a) Ampthill, (b) Biggleswade Bedfordshire	2'057	2'130
263	Halifax West Riding of Yorkshire	2'059	2'159
180	(a) Wellington, (b) Madeley Shropshire	2'068	2'113
108	(a) Cosford, (b) Samford Suffolk	2'077	1'986
85	(a) Witney, (b) Chipping Norton Oxfordshire	2'079	1'929
174	(a) Bromyard, (b) Leominster, (c) Weobly Herefordshire	2'082	2'078
284	(a) Houghton-le-Spring, (b) Chester-le-Street Durham	2'084	2'079
214	(a) Spalding, (b) Holbeach, (c) Boston Lincolnshire	2'086	2'195
234	(a) Altrincham, (b) Runcorn Cheshire	2'087	2'142
197	Stafford Staffordshire	2'089	2'268
107	(a) Risbridge, (b) Sudbury Suffolk	2'092	2'014
288	Tynemouth Northumberland	2'092	2'350
257	(a) Saddleworth, (b) Ecclesfield, (c) Wortley, } West Riding		
	(d) Ecclesall Bierlow } of Yorkshire	2'093	2'165
87	(a) Hardingsstone, (b) Wellingborough, (c) Brix- } Northamptonshire		
	worth }	2'101	2'087
	ALL ENGLAND	2'104	2'270
70	(a) Wantage, (b) Wallingford, (c) Abingdon, (d) Fa- } Berkshire		
189	ringdon }	2'105	2'002
243	West Bromwich Staffordshire	2'107	2'225
228	(a) Todmorden, (b) Haslingden Lancashire	2'108	2'319
262	Chesterfield Derbyshire	2'116	2'184
142	Dewsbury West Riding of Yorkshire	2'117	2'162
282	Plymouth Devonshire	2'121	2'701
208	Durham Durham	2'122	2'206
106	(a) Loughborough, (b) Barrow-on-Scar Leicestershire	2'123	2'297
26	(a) Braintree, (b) Halstead, (c) Saffron Walden Essex	2'124	2'118
84	Newington London	2'126	2'514
82	(a) Woodstock, (b) Bicester, (c) Banbury Oxfordshire	2'127	2'122
125	(a) Henley, (b) Thame, (c) Headington Oxfordshire	2'127	2'215
	(a) Melksham, (b) Bradford, (c) Westbury Wiltshire	2'127	2'226

ANNUAL MORTALITY per Cent. during the Seven Years 1838-44—continued.

No.	DISTRICTS.	All Ages.	
		Females.	Males.
232	(a) Congleton, (b) Northwich Cheshire	2·131	2·081
91	(a) Huntingdon, (b) St. Ives, (c) St. Neots . . . Huntingdonshire	2·132	2·153
158	(a) Shepton Mallet, (b) Wincanton Somersetshire	2·138	2·168
229	(a) Hayfield, (b) Chapel-en-le-Frith Derbyshire	2·141	2·129
73	(a) Staines, (b) Uxbridge Middlesex	2·143	2·208
86	(a) Brackley, (b) Daventry, (c) Towcester, } Northamptonshire	2·144	2·104
	(d) Potterspury }		
173	Hereford Herefordshire	2·145	2·338
22	Poplar London	2·150	2·666
303	Newport Monmouthshire	2·153	2·256
200	Aston Warwickshire	2·154	2·293
27	Lambeth London	2·155	2·500
276	York East Riding of Yorkshire	2·159	2·420
124	Devizes Wiltshire	2·168	2·204
322	Wrexham North Wales	2·168	2·227
187	Stourbridge Worcestershire	2·170	2·348
59	(a) Portsea, (b) Alverstoke (including Haslar Hospital) . . Hants	2·171	2·766
59	(a) Portsea, (b) Alverstoke (excluding Haslar Hospital) . . Hants	2·171	2·597
39	Medway (including Barracks, Military Hospitals, and Hulks) Kent	2·175	2·785
39	Medway (excluding Barracks, Military Hospitals, and Hulks) Kent	2·175	2·571
68	Reading Berkshire	2·175	2·600
81	(a) Winslow, (b) Newport Pagnell, (c) Buckingham Buckinghamshire	2·191	2·140
314	(a) Builth, (b) Brecknock, (c) Crickhowell, (d) Hay South Wales	2·197	2·326
260	Wakefield West Riding of Yorkshire	2·199	2·338
169	Gloucester Gloucestershire	2·199	2·640
79	Wycombe Buckinghamshire	2·201	2·258
31	Greenwich London	2·203	2·561
44	Canterbury Kent	2·206	2·347
47	Maidstone Kent	2·210	2·371
80	Aylesbury Buckinghamshire	2·212	2·271
96	Cambridge Cambridgeshire	2·212	2·632
240	Lancaster Lancashire	2·214	2·405
205	(a) Foleshill, (b) Nuneaton, (c) Atherstone . . . Warwickshire	2·219	2·325
295	Carlisle Cumberland	2·223	2·411
109	Ipswich Suffolk	2·229	2·493
160	Bath Somersetshire	2·229	2·711
222	Radford Nottinghamshire	2·231	2·526
273	Sculcoates East Riding of Yorkshire	2·240	2·487
237	West Derby Lancashire	2·245	2·596
246	Chorley Lancashire	2·250	2·193
188	Dudley Worcestershire	2·250	2·458
92	Bedford Bedfordshire	2·254	2·235
4	St. Martin-in-the-Fields London	2·254	2·545
21	Stepney London	2·254	2·579
184	Worcester Worcestershire	2·276	2·734
138	Exeter Devonshire	2·280	2·769
285	Sunderland Durham	2·287	2·703
251	(a) Leigh, (b) Prescott Lancashire	2·294	2·413
103	Colchester Essex	2·298	2·775
13	Clerkenwell London	2·310	2·526
118	Norwich Norfolk	2·313	2·692
98	(a) Ely, (b) North Witchford, (c) Whittlesey, } Cambridgeshire	2·320	2·514
	(d) Wisbeach }		
190	Walsall Staffordshire	2·332	2·219
242	Burnley Lancashire	2·337	2·377
18	Bethnal Green London	2·337	2·436
177	Shrewsbury Shropshire	2·339	2·902
287	Gateshead Durham	2·351	2·523
11	Strand London	2·380	2·454
264	Bradford West Riding of Yorkshire	2·390	2·536
302	(a) Abergavenny, (b) Pontypool Monmouthshire	2·391	2·360
253	(a) Chorlton, (b) Worsley Lancashire	2·391	2·636
252	Warrington Lancashire	2·394	2·585

ANNUAL MORTALITY per Cent. during the Seven Years 1838-44—continued.

No.	DISTRICTS.	All Ages.	
		Females.	Males.
88	Northampton Northamptonshire	2·396	2·489
127	Salisbury Wiltshire	2·398	2·619
225	Derby Derbyshire	2·405	2·607
17	Shoreditch London	2·406	2·609
194	Newcastle-under-Lyme Staffordshire	2·414	2·492
191	Wolverhampton Staffordshire	2·422	2·503
204	Coventry Warwickshire	2·432	2·697
199	Birmingham Warwickshire	2·439	2·780
289	Newcastle-on-Tyne Northumberland	2·446	2·837
248	Bury Lancashire	2·447	2·666
265	(a) Leeds, (b) Hunslet West Riding of Yorkshire	2·457	2·724
247	Rochdale Lancashire	2·474	2·694
244	Blackburn Lancashire	2·479	2·605
3	Westminster London	2·496	2·699
24	Bermondsey London	2·497	2·780
195	(a) Stoke-on-Trent, (b) Wolstanton Staffordshire	2·509	2·647
245	Preston Lancashire	2·515	2·676
30	Rotherhithe London	2·526	3·008
209	Leicester Leicestershire	2·534	2·945
223	Nottingham Nottinghamshire	2·538	2·919
258	Sheffield West Riding of Yorkshire	2·539	2·906
230	Stockport Cheshire	2·545	2·699
256	Ashton Lancashire	2·552	2·797
10	St. Giles London	2·556	2·823
25	St. George Southwark London	2·565	2·772
249	Bolton Lancashire	2·566	2·824
250	Wigan Lancashire	2·575	2·777
15	(a) East London, (b) West London London	2·582	2·764
286	South Shields Durham	2·587	3·286
272	Hull East Riding with York	2·588	3·008
231	Macclesfield Cheshire	2·617	2·640
12	Holborn London	2·619	2·693
162	Bristol Gloucestershire	2·643	3·224
20	St. George-in-the-East London	2·705	3·069
23	(a) St. Saviour, (b) St. Olave London	2·707	2·986
255	Salford Lancashire	2·712	3·104
14	St. Luke London	2·713	2·808
304	Merthyr Tydfil South Wales	2·759	2·656
19	Whitechapel London	2·773	3·034
254	Manchester Lancashire	3·112	3·439
236	Liverpool Lancashire	3·151	3·582

ANNUAL MORTALITY per Cent. from all Causes at different AGES, during
in the order of the Mortality of Females in the

No.	DISTRICTS.	All Ages.		0-5	
		Males.	Females.	Males.	Females.
	I. LONDON.				
37 (a)	Lewisham	1·839	1·613	5·317	4·663
2	St. George, Hanover-square	1·990	1·642	8·690	7·965
71 (part of)	Hampstead (sub-district)	2·317	1·731	6·286	4·918
9	Hackney	2·204	1·734	6·581	5·627
29	Camberwell	2·197	1·744	6·247	5·552
28	Wandsworth	2·114	1·835	5·989	5·661
8	Islington	2·144	1·848	6·891	5·737
1	(a) Kensington, (b) Chelsea	2·663	2·011	8·306	7·262
16	City of London	2·255	2·018	10·141	7·745
5	St. James, Westminster	2·204	2·029	10·794	9·286
7	Pancras	2·392	2·051	8·580	7·233
6	Marylebone	2·493	2·051	10·031	8·469
26	Newington	2·514	2·126	8·804	7·013
22	Poplar	2·666	2·150	7·896	6·441
27	Lambeth	2·500	2·155	9·004	7·499
31	Greenwich	2·561	2·203	7·633	6·460
4	St. Martin-in-the-Fields	2·545	2·254	12·059	9·140
21	Stepney	2·579	2·254	8·162	7·301
	LONDON	2·737	2·308	9·309	8·027
13	Clerkenwell	2·526	2·310	9·540	8·383
18	Bethnal-green	2·436	2·337	9·028	8·102
11	Strand	2·454	2·380	10·688	8·534
17	Shoreditch	2·609	2·406	9·110	8·040
3	Westminster	2·699	2·496	10·122	9·428
24	Bermondsey	2·780	2·497	10·012	8·460
30	Rotherhithe	3·008	2·526	8·699	8·199
10	St. Giles	2·823	2·556	12·281	10·890
25	St. George, Southwark	2·772	2·565	10·667	9·609
15	(a) East London, (b) West London	2·764	2·582	11·967	9·698
12	Holborn	2·693	2·619	11·564	10·223
20	St. George-in-the-East	3·069	2·705	10·169	9·470
23	(a) St. Saviour, (b) St. Olave	2·986	2·707	11·273	10·150
14	St. Luke	2·808	2·713	10·894	9·319
19	Whitechapel	3·034	2·773	11·437	10·116

the Seven Years 1838-44, in the Statistical Districts of ENGLAND, arranged
Eleven Divisions;—the healthiest Districts being placed first.

10-15		35-45		45-55		55-65		65-75	
Males.	Fem.	Males.	Females.	Males.	Females.	Males.	Females.	Males.	Females.
*357	*553	1*226	*988	1*849	1*646	3*711	2*512	5*756	6*260
*549	*513	1*456	1*003	2*280	1*630	4*134	3*157	8*390	8*548
*339	*611	1*441	1*053	2*184	1*222	5*409	2*643	11*683	8*358
*519	*424	1*545	1*135	2*103	1*361	3*816	2*937	8*818	6*178
*483	*436	1*514	1*260	2*511	1*432	3*570	2*835	7*045	6*425
*556	*607	1*847	1*110	2*167	1*488	4*249	2*963	8*387	6*435
*514	*437	1*457	1*355	2*115	1*957	4*291	3*390	8*477	6*408
*531	*468	1*950	1*249	2*873	1*726	4*660	3*181	9*181	7*641
*492	*619	1*873	1*286	2*974	2*093	4*751	3*727	8*495	8*187
*421	*502	1*592	1*319	2*543	2*090	4*412	3*920	10*038	8*414
*480	*472	1*636	1*281	2*368	1*877	4*670	3*829	9*329	7*940
*358	*476	1*708	1*203	2*713	1*922	5*023	3*732	8*514	7*421
*368	*376	1*638	1*340	2*520	1*737	4*493	3*701	8*260	7*240
*718	*557	2*159	1*346	2*458	2*016	4*738	3*526	8*860	8*118
*497	*413	1*634	1*497	2*527	1*984	4*376	3*681	8*564	7*595
*408	*542	2*078	1*435	2*507	2*010	4*374	3*465	7*360	7*174
*412	*596	1*798	1*379	2*755	1*999	4*945	4*788	11*456	9*504
*545	*413	1*904	1*312	2*603	2*049	4*847	3*845	9*093	8*033
*482	*466	1*788	1*377	2*726	2*001	4*812	3*805	9*185	7*827
*420	*465	1*901	1*506	2*693	2*162	4*909	3*909	9*292	7*924
*414	*392	1*327	1*344	2*126	1*844	3*872	3*471	7*558	6*892
*375	*477	1*687	1*621	3*208	2*213	4*681	4*611	11*440	9*495
*545	*527	1*701	1*452	2*714	2*096	4*690	3*865	9*610	7*589
*437	*411	1*926	1*430	3*004	2*044	4*391	4*171	9*405	7*872
*353	*401	1*780	1*474	2*659	1*797	4*962	4*033	9*891	7*694
*742	*614	2*223	1*483	3*129	1*894	4*907	4*102	9*670	7*386
*446	*523	2*011	1*644	3*242	2*449	5*226	4*714	10*938	10*222
*395	*476	1*922	1*360	3*015	2*255	5*445	4*680	9*164	8*090
*425	*442	1*968	1*607	3*167	2*315	5*219	4*996	10*208	8*818
*670	*466	1*681	1*470	2*971	2*200	5*532	4*490	10*413	9*139
*465	*458	1*994	1*625	3*158	2*356	5*921	4*349	10*825	8*407
*583	*459	2*164	1*535	3*211	2*345	4*977	3*812	9*019	8*061
*482	*459	1*988	1*734	2*878	2*442	5*075	4*497	8*960	9*765
*432	*319	2*118	1*631	3*259	2*657	5*736	4*466	10*907	8*954

ANNUAL MORTALITY per Cent. at different Ages during the Seven Years 1838-44, in the
in each of the Eleven Divisions;—

No.	DISTRICTS.	All Ages.		0-5	
		Males.	Females.	Males.	Females.
II. SOUTH EASTERN DIVISION.					
41	(a) Thanet, (b) Eassey Kent	1.844	1.563	4.531	3.835
35	(a) Godstone, (b) Reigate, (c) Dorking Surrey	1.536	1.616	4.123	3.332
58	Isle of Wight Hampshire	1.844	1.624	4.344	3.853
60	(a) Havant, (b) Catherington, (c) Fareham, (d) Droxford Hampshire	1.727	1.641	4.059	3.163
37	(a) Lewisham, (b) Bromley, (c) Dartford Kent	1.836	1.663	5.001	4.268
62	(a) South Stoneham, (b) New Forest, (c) Lymington, (d) Christchurch, (e) Ringwood, (f) Fordingbridge, (g) Romsey Hampshire	1.763	1.670	4.078	3.434
55	(a) Steyning, (b) Thakeham, (c) Worthing Sussex	1.675	1.680	4.156	3.757
33	(a) Chertsey, (b) Epsom Surrey	1.935	1.680	4.592	3.856
52	(a) Hailsham, (b) Eastbourne, (c) Lewes Sussex	1.807	1.715	4.868	3.664
53	(a) East Grinstead, (b) Horsham, (c) Cuckfield Sussex	1.654	1.745	4.150	3.353
32	(a) Richmond, (b) Kingston Surrey	2.042	1.749	5.508	4.556
67	(a) East Hampstead, (b) Cookham, (c) Wokingham Berkshire	1.877	1.762	4.548	3.757
57	(a) Westhampnett, (b) Petworth, (c) Midhurst, (d) Westbourne Sussex	1.791	1.768	4.181	3.434
51	(a) Rye, (b) Hastings, (c) Battle Sussex	1.873	1.779	5.016	4.492
36	(a) Guildford, (b) Farnham, (c) Hambledon Surrey	1.781	1.787	4.203	3.515
43	(a) Elham, (b) Bridge Kent	1.974	1.795	4.976	4.346
40	(a) Milton, (b) Sheppey, (c) Faversham, (d) Blean Kent	2.001	1.809	5.963	4.751
66	Windsor Berkshire	1.889	1.816	5.432	5.227
56	Chichester Sussex	2.106	1.818	4.745	4.132
65	(a) Alresford, (b) Petersfield, (c) Alton, (d) Basingstoke, (e) Hartley Wintney Hampshire	1.813	1.832	4.166	3.416
63	(a) Stockbridge, (b) Andover, (c) Whitchurch, (d) Kingsclere Hampshire	1.908	1.840	4.549	3.669
45	(a) East Ashford, (b) West Ashford, (c) Hollingbourne Kent	1.817	1.859	4.893	3.833
49	(a) Malling, (b) Sevenoaks Kent	1.883	1.869	4.669	4.015
48	Tunbridge Kent	2.222	1.870	6.485	4.983
46	(a) Romney Marsh, (b) Tenterden, (c) Cranbrook Kent	1.930	1.879	5.301	4.385
38	(a) Gravesend, (b) North Aylesford, (c) Hoo Kent	2.274	1.909	6.542	6.222
50	(a) Ticehurst, (b) Uckfield Sussex	1.784	1.911	4.760	3.943
69	(a) Bradfield, (b) Newbury, (c) Hungerford Berkshire	1.894	1.911	4.697	3.715
61	Southampton Hampshire	2.136	1.948	7.625	6.534
54	Brighton Sussex	2.545	1.949	8.355	6.562
42	Dover Kent	2.382	1.981	7.360	5.641
34	Croydon Surrey	2.236	1.985	6.436	6.007
64	Winchester Hampshire	2.111	1.997	5.640	4.681
70	(a) Wantage, (b) Wallingford, (c) Abingdon, (d) Faringdon Berkshire	2.002	2.105	5.437	4.901
59	(a) Portsea, (b) Alverstoke (including Haslar Hospital) Hampshire	2.766	2.171	8.197	7.036
59	(a) Portsea, (b) Alverstoke (excluding Haslar Hospital) Hampshire	2.597	2.171	8.215	7.036
68	Reading Berkshire	2.600	2.175	7.514	7.223
39	Medway (including Barracks, Military Hospitals, and Hulks) Kent	2.785	2.175	7.562	6.891
39	Medway (excluding Barracks, Military Hospitals, and Hulks) Kent	2.571	2.175	6.350	6.891
44	Canterbury Kent	2.347	2.206	7.561	5.837
47	Maidstone Kent	2.371	2.210	7.077	6.366
III. SOUTH MIDLAND DIVISION.					
74	(a) Hendon, (b) Barnet Middlesex	1.633	1.576	4.786	4.284
71	Edmonton (including Hampstead) Middlesex	1.989	1.761	5.539	5.380
75	(a) Hatfield, (b) Hertford, (c) Ware, (d) Bishops Stortford Hertfordshire	1.978	1.881	5.539	4.559
78	(a) Amersham, (b) Eton Buckinghamshire	2.000	1.884	5.662	4.517
95	(a) Caxton, (b) Chesterton Cambridgeshire	1.936	1.923	5.359	4.543
97	(a) Linton, (b) Newmarket Cambridgeshire	2.058	1.936	5.861	4.755
77	(a) St. Albans, (b) Watford, (c) Hemel Hempstead, (d) Berkhamstead Hertfordshire	2.075	1.944	6.125	5.314
76	(a) Royston, (b) Hitchin Hertfordshire	2.025	1.945	5.878	5.058

Statistical Districts of ENGLAND, arranged in the order of the Mortality of Females, the healthiest Districts being placed first.

10-15		35-45		45-55		55-65		65-75	
Males.	Females.	Males.	Females.	Males.	Females.	Males.	Females.	Males.	Females.
*485	*495	1*066	*916	1*286	1*173	2*399	2*290	5*963	4*402
*318	*363	1*006	*949	1*174	1*215	2*283	3*087	6*359	5*655
*437	*652	1*277	*984	1*381	1*205	1*914	2*150	6*161	4*454
*492	*458	*931	1*140	1*202	1*426	2*560	2*493	5*850	5*638
*409	*488	1*006	*948	1*417	1*502	3*089	2*390	5*797	5*675
*380	*413	*857	1*034	1*312	1*300	2*362	2*652	5*882	5*819
*344	*570	*914	1*139	1*223	1*363	2*487	2*257	5*802	4*874
*388	*608	1*095	1*012	1*609	1*303	2*969	2*482	6*100	4*744
*418	*489	*934	1*170	1*322	1*229	2*383	2*294	4*918	4*971
*314	*482	*794	1*218	1*147	1*282	2*379	2*889	6*443	5*614
*309	*499	1*407	1*080	1*641	1*372	3*636	2*813	6*924	5*385
*468	*405	1*138	*984	1*414	1*392	2*707	2*995	6*319	5*263
*368	*574	*981	1*153	1*325	1*353	2*081	2*168	5*186	4*977
*378	*462	1*054	1*154	1*448	1*289	2*397	2*669	5*843	5*205
*318	*508	1*039	1*216	1*330	1*374	2*602	2*617	6*176	6*067
*477	*467	*996	1*062	1*168	1*162	2*521	1*803	5*342	4*457
*461	*446	*970	1*023	1*377	1*250	2*572	2*448	5*711	4*667
*487	*537	1*236	1*329	1*863	1*525	3*284	3*039	6*091	5*333
*512	*584	1*267	*987	1*649	1*258	2*885	2*705	7*474	6*395
*476	*534	1*007	1*315	1*363	1*421	2*537	2*665	5*964	5*656
*494	*420	1*085	1*112	1*350	1*346	2*666	3*071	6*140	5*579
*477	*604	*835	1*292	1*273	1*362	2*210	2*256	5*849	4*840
*457	*565	*942	1*167	1*434	1*497	2*630	2*962	6*324	5*308
*471	*668	1*124	1*157	1*619	1*759	3*050	2*856	8*369	5*738
*532	*589	*944	1*186	1*311	1*556	2*503	2*429	5*043	5*023
*568	*496	1*370	1*164	2*335	1*463	3*369	3*016	6*921	5*480
*383	*571	*866	1*222	1*188	1*248	2*343	2*650	4*801	5*438
*422	*554	1*064	1*200	1*265	1*458	2*784	2*548	5*616	5*612
*438	*517	1*386	1*097	1*988	1*714	3*442	3*087	7*551	7*459
*484	*586	1*688	1*247	2*251	1*794	3*932	2*918	6*318	6*240
*421	*542	1*475	1*051	1*650	1*480	2*906	2*825	6*091	5*425
1*000	*658	1*245	*873	1*770	1*554	3*029	2*468	7*160	5*164
*406	*501	1*657	1*145	1*936	1*502	3*188	2*796	7*238	5*846
*468	*644	*954	1*225	1*310	1*409	2*624	2*640	5*528	6*004
*489	*581	2*041	1*318	2*422	1*742	3*550	3*121	6*803	5*902
*482	*581	1*635	1*318	2*156	1*742	3*371	3*121	6*647	5*902
*565	*320	1*668	1*346	2*177	1*613	4*421	3*169	7*879	7*087
*497	*486	2*572	1*293	2*260	1*817	3*320	2*734	7*295	6*316
*470	*486	1*893	1*293	1*992	1*817	3*210	2*734	7*145	6*316
*372	*642	1*812	1*458	2*609	1*953	3*883	2*722	6*531	6*039
*606	*473	1*401	1*438	1*922	1*559	3*279	2*577	5*940	6*432
*307	*474	*885	*923	1*669	1*037	2*612	2*262	6*129	5*191
*404	*511	1*114	1*076	1*916	1*089	3*168	2*629	7*465	6*522
*420	*549	1*194	1*031	1*745	1*335	2*886	2*660	6*904	5*509
*410	*482	1*130	1*235	1*460	1*259	2*878	2*712	6*685	6*446
*465	*461	*846	1*134	1*184	1*163	2*354	2*751	5*717	4*888
*533	*565	*950	1*069	1*295	1*172	2*416	2*199	5*933	4*871
*463	*475	1*186	1*196	1*601	1*492	2*731	2*683	6*697	6*403
*420	*544	1*029	1*075	1*220	1*205	2*801	2*359	6*569	5*212

ANNUAL MORTALITY per Cent. at different Ages

No.	DISTRICTS.	All Ages.		0-5	
		Males.	Females.	Males.	Females.
89	(a) Kettering, (b) Thrapston, (c) Oundle . . . Northamptonshire	1.928	1.980	5.805	4.664
94	(a) Woburn, (b) Leighton Buzzard, (c) Luton . . . Bedfordshire	2.112	2.007	6.542	5.416
72	Brentford Middlesex	2.194	2.029	6.861	5.921
83	Oxford Oxfordshire	1.961	2.043	7.571	6.841
90	Peterborough Northamptonshire	2.131	2.051	6.799	5.819
93	(a) Ampthill, (b) Biggleswade Bedfordshire	2.130	2.057	6.476	5.597
85	(a) Witney, (b) Chipping Norton Oxfordshire	1.929	2.079	5.241	4.708
87	(a) Hardingstone, (b) Wellingborough, (c) Brixworth Northamptonshire	2.087	2.101	6.199	5.050
84	(a) Woodstock, (b) Bicester, (c) Banbury Oxfordshire	2.122	2.127	6.123	5.087
82	(a) Henley, (b) Thame, (c) Headington Oxfordshire	2.215	2.127	5.933	5.073
91	(a) Huntingdon, (b) St. Ives, (c) St. Neots . . . Huntingdonshire	2.153	2.132	6.826	5.623
73	(a) Staines, (b) Uxbridge Middlesex	2.208	2.143	6.036	5.334
86	(a) Brackley, (b) Daventry, (c) Towcester, } Northamptonshire	2.104	2.144	6.426	5.309
	(d) Potterspury }				
81	(a) Winslow, (b) Newport Pagnell, (c) Buckingham Buckinghamshire	2.140	2.191	6.665	5.873
79	Wycombe Buckinghamshire	2.258	2.201	6.778	5.426
80	Aylesbury Buckinghamshire	2.271	2.212	7.426	5.777
96	Cambridge Cambridgeshire	2.632	2.212	8.960	7.704
92	Bedford Bedfordshire	2.235	2.254	6.827	5.415
98	(a) Ely, (b) North Witchford, (c) Whittlesey, } Cambridgeshire	2.514	2.320	8.944	7.322
	(d) Wisbeach }				
88	Northampton Northamptonshire	2.489	2.396	8.452	7.416
IV. EASTERN DIVISION.					
112	(a) Blything, (b) Mutford, (c) Wangford Suffolk	1.778	1.648	4.827	3.920
99	West Ham Essex	1.988	1.808	5.630	4.892
117	(a) Loddon, (b) Henstead, (c) St. Faiths, (d) Blofield . Norfolk	1.864	1.853	5.115	4.229
102	(a) Tendring, (b) Lexden Essex	1.904	1.865	5.256	4.214
105	(a) Ongar, (b) Epping, (c) Dunmow Essex	1.913	1.880	4.704	3.986
120	Yarmouth Norfolk	2.277	1.898	7.368	6.019
119	(a) Flegg, (b) Tunstead, (c) Aylsham, (d) Erpingham . Norfolk	1.940	1.907	5.559	4.638
116	(a) Wayland, (b) Guiltcross, (c) Depwade Norfolk	2.012	1.928	5.119	4.283
100	(a) Romford, (b) Orsett, (c) Billericay Essex	2.158	1.939	6.232	4.955
113	(a) Bury St. Edmunds, (b) Thingoe, (c) Mildenhall . . Suffolk	2.000	1.945	5.431	4.463
114	(a) Thetford, (b) Downham, (c) Swaffham Norfolk	2.113	1.959	6.858	5.381
110	(a) Bosmere, (b) Stow, (c) Hoxne, (d) Hartismere . . Suffolk	1.917	1.970	5.340	4.188
115	(a) Mitford, (b) Forehoe Norfolk	2.021	1.971	6.301	4.999
121	(a) Walsingham, (b) Docking, (c) Freebridge Lynn, } Norfolk	2.204	1.977	6.801	5.574
	(d) Kings Lynn }				
101	(a) Rochford, (b) Maldon Essex	2.061	1.979	5.779	4.672
111	(a) Woodbridge, (b) Plomesgate Suffolk	1.971	1.990	5.082	4.734
104	(a) Witham, (b) Chelmsford Essex	2.028	1.995	5.265	4.709
108	(a) Cosford, (b) Samford Suffolk	1.986	2.077	5.478	4.534
107	(a) Risbridge, (b) Sudbury Suffolk	2.014	2.092	5.619	4.625
106	(a) Braintree, (b) Halstead, (c) Saffron Walden . . . Essex	2.118	2.124	5.930	4.865
109	Ipswich Suffolk	2.493	2.229	7.751	7.348
103	Colchester Essex	2.775	2.298	8.659	7.060
118	Norwich Norfolk	2.692	2.313	9.755	8.128
V. SOUTH-WESTERN DIVISION.					
136	(a) Bideford, (b) Holsworthy Devonshire	1.650	1.550	3.936	3.286
135	(a) South Molton, (b) Torrington, (c) Crediton, } Devonshire	1.668	1.568	3.993	3.384
	(d) Barnstaple }				
141	(a) Totnes, (b) Kingsbridge, (c) Plympton St. Mary . Devonshire	1.800	1.653	4.400	4.036
153	(a) Williton, (b) Wellington Somersetshire	1.783	1.698	4.139	3.817
146	(a) Bodmin, (b) St. Columb Cornwall	1.832	1.711	4.447	4.019
140	Newton Abbot Devonshire	1.884	1.723	4.975	3.978
145	(a) Launceston, (b) Stratton, (c) Camelford Cornwall	1.791	1.725	4.609	3.316
137	(a) Tavistock, (b) Okehampton Devonshire	1.806	1.725	5.150	4.355
139	St. Thomas Devonshire	1.905	1.729	5.126	4.325
130	(a) Poole, (b) Wareham Dorsetshire	1.922	1.738	4.531	3.612
144	(a) St. Germans, (b) Liskeard Cornwall	1.969	1.749	4.861	4.244

during the Seven Years 1838-44, &c.—continued.

10-15		35-45		45-55		55-65		65-75	
Males.	Females.	Males.	Females.	Males.	Females.	Males.	Females.	Males.	Females.
*410	*546	*833	1*117	1*207	1*305	2*792	2*432	5*971	5*511
*434	*502	*927	1*302	1*382	1*526	2*966	2*759	6*188	6*349
*410	*354	1*385	1*201	1*801	1*469	3*257	3*002	7*764	6*432
*551	*522	1*691	1*424	2*195	1*677	3*401	2*825	7*880	5*922
*444	*379	1*027	1*378	1*449	1*133	3*369	2*710	5*265	5*182
*452	*610	*879	1*147	1*441	1*328	2*780	2*363	5*955	6*369
*481	*506	*793	1*221	1*243	1*622	2*402	2*597	5*376	5*192
*458	*806	*893	1*247	1*354	1*287	2*267	2*575	5*705	6*582
*486	*684	1*031	1*247	1*323	1*333	2*683	2*898	6*395	6*410
*518	*576	1*366	1*243	1*617	1*658	2*941	3*012	5*887	5*635
*512	*755	*937	1*048	1*410	1*155	2*687	2*609	6*302	5*979
*510	*476	1*765	1*373	2*194	1*811	3*537	3*465	6*609	6*842
*357	*659	*911	1*287	1*237	1*568	2*700	2*655	5*646	6*131
*484	*811	*848	1*215	1*108	1*426	2*501	2*600	6*152	5*479
*496	*592	*970	1*241	1*335	1*340	2*486	2*873	6*720	6*225
*584	*628	*781	1*264	1*223	1*226	2*285	2*378	6*395	5*726
*526	*561	1*793	1*408	2*561	1*746	4*145	2*874	7*833	7*349
*609	*824	1*161	1*436	1*521	1*610	2*954	2*868	5*920	6*303
*678	*649	1*098	1*120	1*586	1*515	2*722	2*669	5*759	5*065
*489	*743	1*421	1*496	2*103	1*679	3*973	3*537	8*190	7*576
*288	*374	*985	1*052	1*017	1*082	1*625	2*109	5*259	4*022
*370	*513	1*160	1*066	1*965	1*473	3*194	2*634	6*699	6*566
*476	*548	*957	1*102	1*124	1*152	2*362	1*933	4*543	4*963
*439	*661	*923	1*016	1*208	1*503	2*395	2*911	6*431	4*777
*495	*621	*943	1*073	1*387	1*310	2*739	2*464	6*985	5*659
*372	*307	1*200	1*042	1*662	1*381	2*688	2*512	5*204	4*854
*494	*612	*733	*998	1*041	1*025	1*959	2*106	4*501	4*346
*553	*685	*847	*939	1*053	1*365	2*108	2*157	4*837	3*963
*571	*544	1*289	1*101	1*888	1*414	3*443	2*916	6*583	5*729
*525	*475	1*030	1*190	1*423	1*476	2*788	2*476	5*651	4*837
*455	*490	*836	1*048	1*190	1*216	2*369	1*902	5*838	4*294
*444	*666	*921	1*185	1*144	1*190	2*296	2*327	5*167	5*044
*528	*657	*864	1*063	1*192	1*123	1*871	1*824	4*423	5*145
*570	*615	*978	*931	1*356	1*228	2*355	2*263	5*507	4*634
*573	*751	1*052	1*321	1*585	1*393	3*326	2*829	7*054	5*531
*520	*520	1*062	1*393	1*463	1*362	2*362	2*600	5*338	5*133
*550	*645	1*178	1*235	1*495	1*335	2*834	2*346	6*339	5*684
*479	*756	*909	1*327	1*271	1*540	2*573	2*630	6*039	5*286
*618	*730	1*119	1*331	1*221	1*244	2*594	2*472	5*919	5*184
*574	*777	*954	1*177	1*713	1*479	2*548	2*525	5*954	5*193
*525	*628	1*648	1*192	1*870	1*509	3*878	2*896	6*961	6*133
*734	*655	1*677	1*328	2*190	1*880	3*081	3*236	8*411	6*312
*567	*656	1*321	1*209	1*748	1*424	3*263	2*577	6*837	5*431
*411	*516	*853	*793	1*202	1*146	2*076	1*702	4*667	4*201
*286	*382	*880	*824	1*185	*945	2*491	1*939	5*951	4*490
*377	*399	*903	*833	1*240	*936	2*450	2*036	5*303	4*758
*339	*396	*891	*970	1*201	1*077	2*390	2*102	5*086	4*509
*365	*489	*912	*874	1*285	*875	2*505	2*115	5*233	4*720
*373	*428	1*129	*889	1*349	1*177	2*539	1*990	5*031	5*388
*409	*586	*952	*730	1*102	1*028	2*034	1*991	5*840	4*587
*411	*480	*903	*875	1*372	*880	2*655	2*000	5*179	4*929
*433	*477	*972	*873	1*450	1*156	2*724	2*301	6*604	5*426
*399	*442	*909	1*141	1*606	1*154	2*463	2*358	6*234	5*587
*442	*449	1*068	*879	1*250	1*103	2*398	2*003	5*580	4*750

ANNUAL MORTALITY per Cent. at different Ages

No.	DISTRICTS.	All Ages.		0-5	
		Males.	Females.	Males.	Females.
147	St. Austell	2.052	1.765	5.626	4.620
133	(a) Axminster, (b) Honiton	1.767	1.773	4.656	4.375
157	(a) Axbridge, (b) Wells	1.902	1.843	5.658	4.638
154	Taunton	2.080	1.846	5.368	4.584
132	(a) Weymouth, (b) Bridport, (c) Beaminster	2.067	1.856	5.386	4.728
134	Tiverton	1.912	1.865	4.914	4.439
152	(a) Penzance, (b) Scilly Islands	2.128	1.865	6.164	5.572
151	Helston	1.951	1.870	4.971	4.859
148	Truro	2.192	1.894	5.601	4.920
129	(a) Shaftesbury, (b) Wimborne, (c) Blandford, (d) Sturminster	1.844	1.908	4.562	4.147
150	Falmouth	2.399	1.916	6.723	5.284
122	(a) Highworth, (b) Cricklade, (c) Malmesbury, (d) Chippenham	1.784	1.929	5.027	4.304
149	Redruth	2.277	1.930	6.028	5.647
156	Bridgwater	1.934	1.940	6.167	5.637
159	(a) Frome, (b) Clutton, (c) Keynsham	2.062	1.970	5.672	4.722
131	(a) Sherborne, (b) Dorchester	2.015	1.982	5.623	4.455
161	Bedminster	2.002	1.991	7.055	6.229
155	(a) Chard, (b) Yeovil, (c) Langport	2.023	1.997	5.670	4.831
128	(a) Tisbury, (b) Mere, (c) Warminster	1.995	2.010	5.035	4.323
126	(a) Amesbury, (b) Alderbury, (c) Wilton	2.004	2.024	4.723	4.012
123	(a) Calne, (b) Marlboro', (c) Pewsey	1.940	2.025	5.018	4.362
143	(a) Stoke Damerel, (b) East Stonehouse (including Royal Naval Hospital)	2.870	2.040	8.360	7.339
143	(a) Stoke Damerel, (b) East Stonehouse (exclusive of Royal Naval Hospital)	2.673	2.040	8.364	7.339
142	Plymouth	2.701	2.121	8.875	7.635
125	(a) Melksham, (b) Bradford, (c) Westbury	2.226	2.127	6.431	5.341
158	(a) Shepton Mallet, (b) Wincanton	2.168	2.138	5.641	5.144
124	Devizes	2.204	2.168	5.304	4.398
160	Bath	2.711	2.229	8.588	7.340
138	Exeter	2.769	2.280	9.588	8.199
127	Salisbury	2.619	2.398	7.927	7.619
VI. WEST MIDLAND DIVISION.					
170	(a) Wheatenhurst, (b) Westbury-on-Severn	1.881	1.750	4.862	3.992
182	(a) Tenbury, (b) Martley, (c) Upton-on-Severn	1.882	1.793	4.076	3.561
167	(a) Northleach, (b) Stow-on-the-Wold, (c) Winchcomb	1.653	1.802	4.470	3.448
203	Warwick	2.120	1.802	5.908	5.049
179	(a) Market Drayton, (b) Newport	1.936	1.852	4.910	4.096
202	(a) Stratford-on-Avon, (b) Southam, (c) Rugby	1.886	1.853	5.192	4.035
176	Atham	1.898	1.865	4.163	3.735
183	(a) Pershore, (b) Evesham, (c) Shipton-on-Stour	1.830	1.875	4.280	3.870
185	(a) Droitwich, (b) Bromsgrove, (c) King's Norton	2.017	1.875	6.076	5.084
192	(a) Tamworth, (b) Lichfield, (c) Burton-on-Trent	1.967	1.880	5.361	4.507
181	(a) Shiffnal, (b) Bridgnorth, (c) Cleobury Mortimer	1.953	1.897	4.750	4.049
164	(a) Chipping Sodbury, (b) Thornbury, (c) Dursley	1.860	1.919	5.183	4.374
168	Cheltenham	2.439	1.929	7.954	6.808
165	(a) Tetbury, (b) Cirencester	1.891	1.934	5.118	4.011
172	(a) Ross, (b) Ledbury	2.062	1.934	5.548	4.350
196	Stone	1.979	1.950	4.919	4.125
201	(a) Meriden, (b) Solihull, (c) Alcester	1.917	1.958	5.011	3.991
175	(a) Ludlow, (b) Church Stretton, (c) Clun	1.997	1.965	4.788	3.853
166	Stroud	2.049	1.977	6.243	5.100
171	(a) Newent, (b) Tewkesbury	2.065	2.001	5.845	4.979
178	(a) Oswestry, (b) Ellesmere, (c) Wem	2.029	2.012	4.964	4.377
193	(a) Uttoxeter, (b) Cheadle, (c) Leek	2.026	2.015	5.428	4.132
163	Clifton	2.446	2.018	8.066	6.956
186	Kidderminster	2.213	2.020	6.608	5.409
198	Penkridge	2.006	2.043	5.000	6.463
180	(a) Wellington, (b) Madeley	2.113	2.068	5.846	5.099
174	(a) Bromyard, (b) Leominster, (c) Weobly	2.078	2.082	4.871	4.101
197	Stafford	2.268	2.089	5.108	4.473

during the Seven Years 1838-44, &c.—continued.

10-15		35-45		45-55		55-65		65-75	
Males.	Females.	Males.	Females.	Males.	Females.	Males.	Females.	Males.	Females.
*489	*407	1'012	*974	1'676	1'100	2'850	1'910	5'918	4'447
*332	*565	*886	*906	1'115	1'105	2'250	2'501	4'859	4'332
*427	*506	1'025	1'032	1'198	1'401	2'416	2'370	5'371	4'909
*460	*578	1'197	1'138	1'800	1'208	3'008	2'626	7'487	5'001
*548	*527	1'053	1'049	1'516	1'311	2'517	2'287	4'661	5'018
*407	*413	*983	*934	1'417	1'236	2'676	2'484	5'812	5'519
*499	*350	*920	1'015	1'716	1'040	3'148	2'252	5'590	4'161
*517	*470	*968	1'028	2'039	1'209	3'235	2'088	6'107	5'021
*493	*485	*985	*895	2'063	1'004	3'592	2'283	6'805	5'114
*514	*484	*778	1'072	1'285	1'282	2'254	2'719	5'591	6'082
*421	*515	1'561	*872	1'664	1'246	2'604	2'452	5'947	5'808
*540	*664	1'019	1'143	1'266	1'484	2'366	2'477	5'565	5'512
*570	*509	1'529	*921	2'903	*972	4'786	2'199	8'272	6'281
*424	*488	*926	*950	1'323	1'209	2'594	2'164	5'085	4'351
*534	*556	*997	1'254	1'588	1'192	2'709	2'544	6'250	5'574
*501	*632	1'131	1'203	1'347	1'468	2'644	2'591	5'490	6'131
*463	*499	*960	1'009	1'369	1'520	2'327	2'335	5'992	5'496
*474	*629	*942	1'179	1'348	1'489	2'652	2'409	5'969	5'680
*491	*574	1'015	1'216	1'603	1'606	2'824	2'612	5'661	6'029
*343	*535	1'242	1'269	1'525	1'620	2'990	2'914	6'205	6'558
*370	*640	1'196	1'050	1'417	1'334	2'597	2'876	5'387	7'092
*491	*487	1'935	1'086	2'007	1'574	3'020	2'359	6'564	5'871
*494	*487	1'402	1'086	1'729	1'574	2'921	2'359	6'463	5'871
*420	*516	1'145	1'135	2'258	1'565	3'411	2'349	6'725	5'367
*553	*618	1'033	1'190	1'613	1'865	2'938	3'120	6'016	5'901
*360	*636	1'181	1'269	1'603	1'555	2'735	2'395	5'636	5'219
*480	*470	1'595	1'278	2'275	1'968	2'331	3'217	6'745	6'501
*544	*590	1'644	1'396	2'518	1'897	4'031	3'174	7'960	6'807
*444	*490	1'715	1'329	2'746	1'557	3'848	2'837	7'997	6'691
*329	*686	1'632	1'345	2'509	1'835	4'147	3'563	8'089	6'463
*594	*436	*774	1'053	1'370	1'013	2'578	2'102	5'601	4'679
*398	*525	1'001	1'154	1'610	1'313	2'479	1'957	5'994	5'234
*365	*523	*768	1'097	1'140	1'042	1'936	2'416	5'013	6'152
*466	*536	1'285	1'161	1'815	1'370	3'134	2'647	6'683	5'866
*440	*497	*924	1'023	1'679	1'355	2'582	2'256	5'547	5'092
*488	*569	*776	1'187	1'239	1'226	2'567	2'333	6'315	5'492
*563	*450	*789	1'283	1'499	1'082	3'198	2'325	6'491	5'040
*340	*670	*880	1'074	1'172	1'254	2'313	2'425	5'949	5'889
*516	*517	1'034	*979	1'448	1'321	2'860	2'642	5'691	5'853
*413	*459	1'015	1'084	1'393	1'391	2'457	2'456	5'725	4'749
*463	*497	1'046	1'148	1'639	1'298	2'842	2'681	6'078	5'957
*418	*667	*851	1'101	1'227	1'462	2'433	2'273	5'474	5'150
*492	*621	1'449	1'164	1'911	1'493	3'576	3'213	7'963	6'854
*367	*588	*965	1'113	1'369	1'418	2'258	2'844	7'417	6'122
*362	*609	1'146	1'163	1'541	1'264	2'809	2'227	6'628	5'317
*483	*750	1'013	1'190	1'461	1'474	3'028	2'263	6'220	6'243
*515	*645	*861	1'313	1'215	1'275	2'661	2'551	5'886	5'058
*517	*687	1'069	1'345	1'419	1'272	2'701	2'482	6'039	6'070
*458	*433	*970	1'109	1'193	1'539	2'678	2'700	5'697	5'742
*371	*526	1'045	1'217	1'395	1'417	2'259	2'425	6'226	4'729
*501	*556	1'205	1'175	1'417	1'334	2'540	2'611	5'919	5'781
*611	*587	*983	1'446	1'375	1'661	2'685	2'296	5'459	5'087
*538	*494	1'378	1'036	1'748	1'586	3'976	2'890	6'997	6'374
*527	*664	1'055	1'351	1'690	1'498	3'140	2'682	7'016	5'146
*669	*626	*994	1'251	1'313	1'410	3'199	3'012	6'511	6'106
*612	*474	1'114	1'204	1'672	1'525	3'141	2'285	7'359	5'586
*428	*539	1'023	1'093	1'378	1'451	2'562	2'336	6'420	5'585
*570	*709	1'875	1'626	2'566	2'067	3'270	3'085	6'295	5'466

Mortality from all Causes

ANNUAL MORTALITY per Cent. at different Ages

No.	DISTRICTS.	All Ages.		0-5.	
		Males.	Females.	Males.	Females.
189	West Bromwich	2.225	2.107	7.342	6.397
173	Hereford	2.338	2.145	5.793	4.372
200	Aston	2.293	2.154	8.066	7.058
187	Stourbridge	2.348	2.170	7.958	6.187
169	Gloucester	2.640	2.199	7.881	6.555
205	(a) Foleshill, (b) Nuneaton, (c) Atherstone	2.325	2.219	7.280	6.368
188	Dudley	2.458	2.250	8.613	7.192
184	Worcester	2.734	2.276	8.141	7.272
190	Walsall	2.219	2.332	8.189	6.976
177	Shrewsbury	2.902	2.339	7.336	6.173
194	Newcastle-under-Lyme	2.492	2.414	8.308	7.193
191	Wolverhampton	2.503	2.422	9.701	8.464
204	Coventry	2.697	2.432	9.334	7.620
199	Birmingham	2.780	2.439	9.609	8.365
195	(a) Stoke-on-Trent, (b) Wolstanton	2.647	2.509	8.692	7.305
162	Bristol	3.224	2.643	10.698	9.234
VII. NORTH MIDLAND DIVISION.					
218	(a) East Retford, (b) Worksop	1.849	1.766	5.208	4.243
217	(a) Caistor, (b) Glanford Brigg, (c) Gainsborough	1.857	1.781	5.579	4.619
210	(a) Billesdon, (b) Market Harboro', (c) Melton } Mowbray	1.871	1.809	4.876	3.787
215	(a) Spilsby, (b) Horncastle, (c) Louth	1.941	1.826	5.741	4.669
212	(a) Stamford, (b) Bourn	1.892	1.830	5.239	4.440
211	(a) Oakham, (b) Uppingham	1.917	1.843	4.960	4.181
219	(a) Southwell, (b) Mansfield	1.884	1.857	5.571	4.597
213	(a) Grantham, (b) Sleaford	1.953	1.865	6.176	4.805
220	(a) Newark, (b) Bingham	1.948	1.927	5.911	4.979
207	(a) Market Bosworth, (b) Ashly-de-la-Zouch	2.055	1.957	5.879	4.820
206	(a) Lutterworth, (b) Hinckley, (c) Blaby	2.038	1.974	6.156	5.079
224	Shardlow	2.030	1.983	5.403	4.749
216	Lincoln	2.100	1.994	6.247	5.433
226	(a) Belper, (b) Ashborne	2.001	2.017	5.858	4.883
227	Bakewell	2.010	2.041	6.083	4.561
221	Basford	2.111	2.044	6.974	5.395
214	(a) Spalding, (b) Holbeach, (c) Boston	2.195	2.086	7.302	6.061
228	Chesterfield	2.184	2.116	6.796	5.339
208	(a) Loughborough, (b) Barrow-on-Soar	2.297	2.123	7.735	6.198
229	(a) Hayfield, (b) Chapel-en-le-Frith	2.129	2.141	6.979	5.965
222	Radford	2.526	2.231	9.138	7.249
225	Derby	2.607	2.405	9.628	7.811
209	Leicester	2.945	2.534	11.080	8.790
223	Nottingham	2.919	2.538	12.239	10.346
VIII. NORTH WESTERN DIVISION.					
241	Ulverstone	1.713	1.699	3.877	3.493
239	(a) Fylde, (b) Garstang, (c) Clitheroe	1.759	1.819	4.818	4.238
238	Ormskirk	1.950	1.886	5.471	4.625
235	(a) Great Boughton, (Chester), (b) Wirrall	2.343	2.015	6.713	5.596
233	Nantwich	2.136	2.053	6.184	5.351
234	(a) Altrincham, (b) Runcorn	2.142	2.087	6.034	5.275
243	(a) Todmorden, (b) Haslingden	2.319	2.108	7.529	6.099
232	(a) Congleton, (b) Northwich	2.081	2.131	6.357	5.357
240	Lancaster	2.405	2.214	6.118	5.247
237	West Derby	2.596	2.245	9.399	8.493
246	Chorley	2.193	2.250	7.303	6.235
251	(a) Leigh, (b) Prescott	2.413	2.294	7.791	6.622
242	Burnley	2.377	2.337	8.378	7.213
253	(a) Chorlton, (b) Worsley	2.636	2.391	9.945	8.579
252	Warrington	2.585	2.394	8.400	6.706
248	Bury	2.666	2.447	10.001	8.171
247	Rochdale	2.694	2.474	9.841	8.188

during the Seven Years 1838-44—continued.

10-15		35-45		45-55		55-65		65-75	
Males.	Females.	Males.	Females.	Males.	Females.	Males.	Females.	Males.	Females.
*670	*499	1'155	1'150	1'658	1'349	3'433	2'951	7'443	7'036
*459	*513	1'374	1'390	1'713	1'580	3'351	2'435	6'353	5'327
*365	*423	1'245	1'231	2'069	1'724	3'799	2'775	7'574	6'566
*643	*609	1'094	1'248	1'789	1'481	2'776	2'391	6'635	5'361
*649	*558	1'755	1'311	2'390	1'709	3'843	3'318	6'901	6'224
*404	*455	*977	1'051	1'523	1'268	2'440	2'669	5'873	5'227
*596	*437	1'213	1'079	1'807	1'340	3'407	2'257	6'523	5'981
*349	*490	1'895	1'352	2'586	1'803	4'206	3'664	9'842	7'046
*424	*661	*976	1'376	1'662	1'462	3'357	2'647	7'337	6'558
*757	*748	2'166	1'189	2'611	1'932	4'241	2'899	8'282	7'462
*468	*400	1'641	1'461	1'507	1'568	3'220	3'281	6'702	6'575
*547	*571	1'117	1'208	1'934	1'483	3'613	3'002	6'982	5'959
*493	*642	1'326	1'182	1'917	1'618	3'496	3'636	7'138	7'232
*539	*547	1'746	1'378	2'758	1'928	4'428	3'743	9'885	6'983
*653	*742	1'537	1'561	2'352	2'122	4'792	3'348	8'971	7'061
*782	*667	2'210	1'446	2'880	2'094	4'993	3'419	9'184	7'341
*395	*528	*866	*930	1'137	1'169	2'597	2'016	5'498	4'906
*390	*509	*835	*981	1'047	1'169	2'268	2'080	5'441	4'426
*340	*585	*978	1'138	1'020	1'399	2'605	2'297	5'539	5'196
*443	*551	*949	*984	1'255	1'055	2'505	2'060	5'676	4'327
*471	*493	1'110	1'123	1'363	1'260	2'774	2'423	5'822	4'927
*387	*439	*932	*941	*984	1'226	2'329	2'066	5'986	5'096
*365	*489	*852	1'011	1'231	1'215	2'190	2'329	5'839	5'053
*388	*566	1'026	*946	1'281	1'243	2'544	2'363	5'788	5'347
*493	*593	*889	1'100	1'154	1'317	2'612	2'348	4'928	4'621
*492	*652	*938	1'228	1'486	1'303	2'555	2'507	5'123	4'722
*397	*517	1'047	1'159	1'279	1'464	2'709	2'435	5'580	5'903
*365	*662	1'021	1'441	1'327	1'192	2'824	2'320	6'455	5'915
*532	*536	1'186	1'100	1'505	1'525	2'757	2'242	5'858	4'738
*499	*627	*967	1'344	1'277	1'489	2'528	2'671	6'061	5'632
*515	*582	*943	1'285	1'451	1'490	2'234	3'156	6'046	6'329
*458	*553	*763	1'266	1'258	1'469	2'245	2'496	5'946	5'465
*534	*629	1'188	1'143	1'658	1'388	2'869	2'780	6'149	5'808
*401	*574	*866	1'241	1'476	1'466	3'127	3'123	5'898	6'046
*580	*474	1'003	1'173	1'199	1'377	2'567	2'689	6'488	5'391
*530	*669	*952	1'323	1'411	1'565	2'611	2'568	5'995	6'938
*471	*507	1'125	1'217	1'867	1'609	3'070	3'292	6'301	6'811
*519	*923	1'245	1'433	1'916	1'787	3'429	3'175	9'769	6'657
*568	*699	1'491	1'399	2'174	1'949	3'834	3'188	6'911	6'941
*437	*581	1'255	1'502	1'850	1'927	3'728	3'339	8'165	6'873
*304	*350	1'079	1'135	1'292	1'271	2'602	1'842	5'872	5'051
*500	*520	*894	1'249	1'205	1'294	2'341	2'340	5'873	5'304
*546	*641	1'203	1'217	1'468	1'590	2'647	2'279	5'376	5'197
*490	*604	1'509	1'338	1'895	1'627	3'636	3'017	7'047	6'096
*465	*621	1'097	1'236	1'415	1'446	2'452	2'272	5'998	6'148
*530	*533	1'248	1'311	1'781	1'742	3'379	2'885	6'691	7'026
*640	*608	1'062	1'373	1'771	1'686	3'243	3'223	7'496	6'825
*655	*683	*953	1'321	1'586	1'586	2'793	2'770	6'591	6'431
*529	*549	2'015	1'626	2'429	1'666	3'588	2'790	6'290	6'363
*566	*624	1'343	1'342	2'196	1'824	3'720	3'636	8'220	6'973
*666	*699	*944	1'467	1'250	1'425	2'395	2'709	6'886	6'345
*578	*600	1'285	1'504	1'815	1'667	2'925	2'921	7'390	6'413
*595	*570	1'012	1'486	1'706	1'577	3'182	3'004	6'530	7'257
*509	*603	1'289	1'504	2'157	2'028	3'948	3'438	8'105	7'364
*646	*630	1'551	1'514	2'214	1'822	4'008	3'270	7'880	6'405
*640	*601	1'222	1'540	1'772	1'698	3'611	2'940	7'507	7'073
*759	*521	1'430	1'488	1'972	1'815	3'604	3'263	8'812	8'130

ANNUAL MORTALITY per Cent. at different Ages

No.	DISTRICTS.	All Ages.		0-5	
		Males.	Females.	Males.	Females.
244	Blackburn Lancashire	2.605	2.479	9.384	8.116
245	Preston Lancashire	2.676	2.515	9.674	8.562
230	Stockport Cheshire	2.699	2.545	10.146	8.702
256	Ashton Lancashire	2.797	2.552	10.966	8.919
249	Bolton Lancashire	2.824	2.566	10.774	8.913
250	Wigan Lancashire	2.777	2.575	9.771	8.394
231	Macclesfield Cheshire	2.640	2.617	9.092	7.779
255	Salford Lancashire	3.104	2.712	12.062	10.586
254	Manchester Lancashire	3.439	3.112	13.660	12.158
236	Liverpool Lancashire	3.582	3.151	14.372	12.771
IX. YORK DIVISION.					
275	(a) Pocklington, (b) Tadcaster East Riding	1.779	1.822	4.881	4.250
268	(a) Pateley Bridge, (b) Ripon, (c) Knaresborough West Riding	1.860	1.827	5.025	4.192
259	Rotherham West Riding	2.000	1.844	5.613	4.754
271	(a) Howden, (b) Skirlaugh East Riding	1.988	1.895	6.160	4.546
277	(a) Easingwold, (b) Malton, (c) Helmsley, (d) Pickering North Riding	1.769	1.898	4.821	4.151
261	Huddersfield West Riding	2.036	1.913	6.303	4.999
280	(a) Northallerton, (b) Thirsk, (c) Leyburn, (d) Richmond, (e) Askrigg, (f) Reeth, (g) Bedale North Riding	1.895	1.916	4.418	3.706
274	(a) Patrington, (b) Beverley, (c) Driffield, (d) Bridlington East Riding	1.894	1.929	6.142	5.192
279	(a) Whitby, (b) Guisborough, (c) Stokesley North Riding	2.043	1.950	5.318	4.354
278	Scarborough North Riding	2.047	1.979	5.869	4.933
266	(a) Otley, (b) Keighley West Riding	1.967	1.988	6.017	5.023
270	(a) Doncaster, (b) Thorne West Riding	2.142	2.005	7.124	5.385
269	(a) Selby, (b) Goole, (c) Pontefract West Riding	2.094	2.023	6.673	5.966
267	(a) Skipton, (b) Sedburgh, (c) Settle West Riding	1.925	2.036	4.897	4.310
263	Halifax West Riding	2.159	2.059	6.766	5.708
257	(a) Saddleworth, (b) Ecclesfield, (c) Worsley, (d) Ecclesall Bierlow West Riding	2.165	2.093	6.801	5.861
262	Dewsbury West Riding	2.162	2.117	7.189	6.105
276	York East Riding	2.420	2.159	7.351	6.476
260	Wakefield West Riding	2.338	2.199	6.868	5.709
273	Sculcoates East Riding	2.487	2.240	8.617	7.289
264	Bradford West Riding	2.536	2.390	9.159	7.540
265	(a) Leeds, (b) Hunslet West Riding	2.724	2.457	9.597	8.349
258	Sheffield West Riding	2.906	2.539	10.364	8.600
272	Hull East Riding	3.008	2.588	10.184	9.095
X. NORTHERN DIVISION.					
293	(a) Glendale, (b) Bellingham, (c) Haltwhistle Northumberland	1.417	1.383	2.851	2.455
291	(a) Morpeth, (b) Rothbury, (c) Alnwick, (d) Belford Northumberland	1.702	1.583	3.941	3.005
294	(a) Brampton, (b) Longtown Cumberland	1.685	1.606	3.900	3.337
292	Berwick Northumberland	2.041	1.681	5.334	4.208
299	(a) Bootle, (b) Alston, (c) Penrith Cumberland	1.799	1.731	4.076	3.488
296	Wigton Cumberland	1.929	1.786	4.624	4.104
290	(a) Castle Ward, (b) Hexham Northumberland	1.815	1.791	4.196	3.626
297	Cockermouth Cumberland	2.045	1.847	5.152	4.436
300	(a) East Ward, (b) West Ward, (c) Kendal Westmorland	1.990	1.909	4.985	4.041
281	(a) Darlington, (b) Stockton, (c) Easington Durham	2.087	1.918	6.534	5.395
283	(a) Auckland, (b) Teesdale, (c) Weardale Durham	2.028	2.012	5.654	4.645
298	Whitehaven Cumberland	2.391	2.017	6.262	5.118
284	(a) Houghton-le-Spring, (b) Chester-le-Street Durham	2.079	2.084	5.753	5.397
288	Tynemouth Northumberland	2.350	2.092	6.923	6.097
282	Durham Durham	2.206	2.122	6.674	5.954
295	Carlisle Cumberland	2.411	2.223	8.235	7.138
285	Sunderland Durham	2.703	2.287	9.335	7.510
287	Gateshead Durham	2.523	2.351	8.107	6.958
289	Newcastle-on-Tyne Northumberland	2.837	2.446	9.777	8.786
286	South Shields Durham	3.286	2.587	9.129	8.098

during the Seven Years 1838-44—continued.

10-15		35-45		45-55		55-65		65-75	
Males.	Females.	Males.	Females.	Males.	Females.	Males.	Females.	Males.	Females.
•665	•604	1•202	1•440	1•766	1•725	3•188	3•071	8•072	7•536
•522	•686	1•142	1•420	1•803	1•952	3•264	3•383	7•500	6•644
•528	•605	1•136	1•460	1•957	2•036	3•941	4•095	8•960	7•160
•597	•595	1•149	1•535	1•963	1•798	3•678	3•320	8•241	7•352
•690	•567	1•120	1•481	1•970	1•798	3•615	3•146	7•536	7•347
•633	•617	1•137	1•458	1•748	1•614	3•232	3•186	8•638	6•270
1•046	1•027	1•255	1•575	1•896	2•090	3•705	3•580	8•084	7•980
•586	•560	1•498	1•557	2•345	2•028	4•820	3•724	9•546	7•426
•567	•681	1•984	1•780	3•040	2•831	5•247	4•466	10•149	8•647
•631	•597	2•162	1•808	3•367	2•637	5•305	4•668	10•634	9•370
•354	•426	•839	1•095	1•056	1•403	2•479	2•214	5•228	4•720
•421	•451	•855	1•185	1•173	1•208	2•247	2•353	5•600	4•921
•694	•522	1•032	•829	1•486	1•578	3•358	2•630	7•135	5•049
•649	•609	•809	•867	1•245	•908	2•212	2•371	4•878	4•639
•450	•569	•804	1•137	1•133	1•078	2•083	2•407	5•279	5•342
•436	•485	1•131	1•489	1•612	1•575	3•295	2•586	8•057	6•069
•435	•602	1•035	1•261	1•283	1•169	2•558	2•196	5•741	5•225
•458	•556	•860	1•011	1•115	1•188	2•206	2•172	5•499	4•735
•424	•535	•917	1•031	1•289	1•289	2•166	1•884	4•792	4•760
•441	•528	•875	1•122	1•452	1•321	2•723	2•848	5•908	6•003
•465	•556	•839	1•300	1•408	1•605	2•584	2•451	6•279	6•746
•439	•598	•976	1•142	1•363	1•101	2•797	2•623	6•549	5•597
•454	•434	•878	1•013	1•305	1•206	2•592	2•001	5•856	5•228
•530	•659	•935	1•381	1•289	1•723	2•360	2•699	5•947	5•828
•628	•600	1•177	1•309	1•795	1•543	3•297	2•936	7•283	7•150
•519	•553	1•129	1•254	1•825	1•494	3•318	3•014	7•115	6•609
•448	•462	•917	1•460	1•298	1•429	2•920	2•510	7•671	5•933
•448	•529	1•419	1•238	2•042	1•535	3•216	2•687	6•955	6•021
•564	•653	1•444	1•375	2•375	1•890	3•064	2•936	7•154	5•725
•367	•408	1•121	1•224	1•488	1•474	3•154	2•708	7•392	7•057
•660	•716	1•107	1•408	1•752	1•639	3•261	3•184	7•380	6•788
•621	•654	1•457	1•419	2•112	1•694	3•982	3•170	8•774	7•126
•597	•574	1•658	1•329	2•397	1•850	4•781	3•641	8•756	7•205
•544	•597	1•816	1•345	2•862	2•055	4•031	2•962	7•476	6•131
•345	•364	•654	•840	1•173	1•022	2•149	2•000	5•615	5•136
•388	•371	•878	•945	1•201	1•122	2•552	2•143	6•041	4•319
•355	•383	•907	•788	1•043	1•245	2•364	2•013	5•795	4•638
•316	•345	1•084	•859	1•741	1•024	2•541	2•143	6•872	5•128
•475	•570	1•146	•932	1•674	1•510	2•643	2•349	5•863	5•257
•562	•420	•945	1•089	1•553	1•393	2•424	2•418	5•956	5•569
•493	•451	•938	1•177	1•289	1•341	2•914	2•505	5•559	4•946
•440	•441	1•095	•975	1•687	1•196	2•906	2•583	6•383	5•355
•481	•479	1•151	1•197	1•564	1•310	2•620	2•657	5•927	5•213
•772	•514	1•034	1•095	1•419	1•390	2•541	2•249	5•598	4•442
•544	•469	1•003	1•327	1•869	1•461	3•607	2•516	6•485	5•441
•738	•425	1•447	1•092	1•566	1•605	3•527	2•856	7•210	7•004
•678	•562	•968	1•206	1•616	1•748	3•007	2•398	6•901	4•589
•610	•515	1•162	1•186	1•946	1•463	3•268	2•722	7•423	5•608
•658	•618	1•127	1•297	2•024	1•469	2•707	2•523	5•238	5•163
•474	•484	1•229	1•335	1•794	1•662	3•257	2•974	7•168	6•398
•440	•478	1•400	1•337	2•051	1•664	3•843	2•954	7•459	5•837
•648	•528	1•603	1•553	1•986	1•754	3•597	2•990	8•182	6•858
•597	•452	1•659	1•322	2•499	1•771	4•353	3•279	8•430	6•872
•708	•485	1•846	1•149	2•393	1•873	5•189	3•135	11•354	8•508

ANNUAL MORTALITY per Cent. at different Ages

No.	DISTRICTS.	All Ages.		0-5		
		Males.	Females.	Males.	Females.	
XI. WELSH DIVISION.						
313	(a) Tregaron, (b) Lampeter, (c) Newcastle in Emlyn .	South Wales	1.764	1.536	3.752	2.755
324	Anglesey	North Wales	1.620	1.573	3.617	3.501
312	Aberystwith	South Wales	1.802	1.601	4.201	3.681
318	(a) Dolgelly, (b) Corwen, (c) Bala, (d) Festiniog .	North Wales	1.660	1.605	3.665	3.020
306	Swansea	South Wales	1.790	1.628	4.782	4.041
310	Haverfordwest	South Wales	1.836	1.635	4.053	3.652
311	(a) Cardigan, (b) Aberayron	South Wales	2.008	1.651	4.276	3.649
309	(a) Narberth, (b) Pembroke	South Wales	1.808	1.663	3.900	3.426
320	(a) Bangor, (b) Conway	North Wales	1.776	1.715	4.857	4.513
319	(a) Pwllheli, (b) Carnarvon	North Wales	1.859	1.723	4.966	4.400
317	(a) Llanfyllin, (b) Machynlleth	North Wales	1.693	1.753	3.713	3.144
308	Carmarthen	South Wales	2.085	1.792	4.807	3.945
321	(a) Llanrwst, (b) St. Asaph, (c) Ruthin	North Wales	1.835	1.833	4.643	3.888
315	(a) Presteigne, (b) Knighton, (c) Rhayader	South Wales	1.861	1.858	4.898	4.135
301	(a) Monmouth, (b) Chepstow	Monmouthshire	2.051	1.860	5.443	4.241
307	(a) Llanelly, (b) Llandilofawr, (c) Llandovery	South Wales	2.002	1.878	4.682	4.388
316	(a) Newtown, (b) Montgomery	North Wales	1.975	1.909	4.539	3.863
305	(a) Cardiff, (b) Bridgend, (c) Neath	South Wales	1.967	1.925	5.610	5.134
323	Holywell	North Wales	2.125	1.968	5.946	5.173
303	Newport	Monmouthshire	2.256	2.153	7.479	6.346
322	Wrexham	North Wales	2.227	2.168	6.098	5.307
314	(a) Builth, (b) Brecknock, (c) Crickhowell, (d) Hay	South Wales	2.326	2.197	7.226	6.038
302	(a) Abergavenny, (b) Pontypool	Monmouthshire	2.360	2.391	8.080	7.805
304	Merthyr Tydfil	South Wales	2.656	2.759	10.778	10.176

during the Seven Years 1838-44—*continued.*

10-15		35-45		45-55		55-65		65-75	
Males.	Females.	Males.	Females.	Males.	Females.	Males.	Females.	Males.	Females.
*377	*475	*826	*941	1*176	1*034	2*097	1*860	5*696	4*497
*420	*436	*652	*782	1*062	*976	2*103	2*020	4*892	4*410
*327	*478	*980	1*075	1*662	1*300	2*217	2*019	5*961	4*722
*422	*487	*798	1*064	1*211	*963	1*957	1*857	4*727	3*754
*399	*502	1*025	1*019	1*618	1*094	2*268	1*861	5*128	3*834
*481	*533	*909	*867	1*250	1*227	2*071	2*093	5*417	4*001
*496	*528	1*090	*901	1*739	1*271	2*200	1*657	5*146	4*334
*614	*525	1*084	*928	1*415	1*254	2*436	1*874	4*723	4*257
*408	*453	*826	1*022	1*274	*947	2*156	1*917	5*534	4*994
*403	*394	*961	*870	1*275	1*195	2*172	1*925	5*236	4*187
*368	*412	*791	*927	1*181	1*449	2*106	1*929	5*469	4*955
*582	*635	1*070	1*139	1*523	1*303	2*565	1*766	5*470	4*621
*446	*434	*930	1*182	1*400	1*332	1*909	2*172	5*156	5*026
*331	*378	*966	1*019	1*238	1*326	2*443	1*966	5*417	5*037
*458	*391	1*223	1*139	1*640	1*434	2*913	2*121	5*818	4*645
*519	*512	1*033	*961	1*450	1*264	2*586	1*130	5*582	4*458
*534	*683	*951	1*165	1*558	1*437	2*821	2*237	6*095	5*135
*646	*416	1*052	1*204	1*531	1*317	2*719	2*023	5*580	4*136
*557	*450	1*180	1*194	1*913	1*161	3*567	2*025	7*273	5*328
*575	*725	1*286	1*306	1*508	1*605	3*186	2*682	5*833	4*654
*566	*532	1*099	1*336	1*842	1*564	3*305	2*660	6*826	5*972
*667	*559	1*101	1*184	1*392	1*400	2*737	2*317	6*197	4*849
*776	*636	*912	1*189	1*596	1*432	3*333	2*686	6*418	5*549
*735	*571	1*117	1*259	1*980	1*519	3*168	2*920	7*018	4*699

ANNUAL MORTALITY per Cent. during the Seven Years 1838-1844, in 21 Healthy Statistical Districts.

No.	DISTRICTS.	AGES.											
		0-5		10-15		35-45		45-55		55-65		65-75	
		Males.	Females.	Males.	Females.	Males.	Females.	Males.	Females.	Males.	Females.	Males.	Females.
37a	Lewisham	5·317	4·663	·357	·553	1·226	·988	1·849	1·646	3·711	2·512	5·756	6·260
41	Thanet, Eastry	4·531	3·835	·485	·495	1·066	·916	1·286	1·173	2·399	2·290	5·963	4·402
35	Godstone, Reigate, Dorking	4·123	3·332	·318	·363	1·006	·949	1·174	1·215	2·283	3·087	6·359	5·655
74	Hendon, Barnet	4·786	4·284	·307	·474	·885	·923	1·669	1·037	2·612	2·262	6·129	5·191
112	Blything, Muiford, Wangford	4·827	3·920	·288	·374	·985	1·052	1·017	1·082	1·625	2·109	5·259	4·022
136	Bideford, Holsworthy	3·936	3·286	·411	·516	·853	·793	1·202	1·146	2·076	1·702	4·667	4·201
135	S. Molton, Torrington, Crediton, } Devon	3·993	3·384	·286	·382	·880	·824	1·185	·945	2·491	1·939	5·951	4·490
170	Wheatenurst, Westbury- } Gloucester	4·862	3·992	·594	·436	·774	1·053	1·370	1·013	2·578	2·102	5·601	4·679
182	Tenbury, Martley, } Worcester	4·076	3·561	·398	·525	1·001	1·154	1·610	1·313	2·479	1·957	5·994	5·234
107	Risbridge, Sudbury	5·619	4·625	·618	·730	1·119	1·331	1·221	1·244	2·594	2·472	5·919	5·184
218	East Retford, Worksop	5·208	4·243	·395	·528	·866	·930	1·137	1·169	2·597	2·016	5·498	4·906
241	Ulverstone	3·877	3·493	·304	·350	1·079	1·135	1·292	1·271	2·602	1·842	5·872	5·051
239	Fylde, Garstang, Clitheroe	4·818	4·238	·500	·520	·894	1·249	1·205	1·294	2·341	2·340	5·873	5·304
275	Pocklington, Tadcaster	4·881	4·250	·354	·426	·839	1·095	1·056	1·403	2·479	2·214	5·228	4·720
293	Glendale, Bellingham, } Northumberland	2·851	2·455	·345	·364	·654	·840	1·173	1·022	2·149	2·000	5·615	5·136
291	Morpeth, Rothbury, } Northumberland	3·941	3·005	·388	·371	·878	·945	1·201	1·122	2·552	2·143	6·041	4·319
294	Alnwick, Belford	3·900	3·337	·355	·383	·907	·788	1·043	1·245	2·364	2·013	5·795	4·638
313	Brampton, Longtown	3·752	2·755	·377	·475	·826	·941	1·176	1·034	2·097	1·860	5·696	4·497
324	Tregaron, Lampeter, } South Wales	3·617	3·501	·420	·436	·652	·782	1·062	·976	2·103	2·020	4·892	4·410
312	Newcastle-in-Emlyn	4·201	3·681	·347	·478	·980	1·075	1·662	1·300	2·217	2·019	5·961	4·722
318	Anglesey	3·665	3·020	·422	·487	·798	1·064	1·211	·963	1·957	1·857	4·727	3·754
	Dolgelly, Corwen Bala, } North Wales												
	Festiniog												
	Average	4·323	3·660	·393	·460	·913	·992	1·276	1·172	2·396	2·131	5·657	4·799

ANNUAL MORTALITY per Cent. during the Seven Years 1838-1844, in 33 Unhealthy Statistical Districts.

No.	DISTRICTS.	AGES.											
		0-5		10-15		35-45		45-55		55-65		65-75	
		Males.	Females.	Males.	Females.	Males.	Females.	Males.	Females.	Males.	Females.	Males.	Females.
23	Saint Saviour, St. Olave.	11.273	10.150	.583	.459	2.164	1.535	3.211	2.345	4.977	3.812	9.019	8.061
14	Saint Luke	10.894	9.319	.482	.459	1.988	1.734	2.878	2.442	5.075	4.497	8.960	9.765
19	Whitechapel	11.437	10.116	.432	.319	2.118	1.631	3.259	2.657	5.736	4.466	10.907	8.954
39	Melway (excluding Military)	6.350	6.891	.470	.486	1.893	1.293	1.992	1.817	3.210	2.734	7.145	6.316
44	Canterbury	7.561	5.837	.372	.642	1.812	1.458	2.609	1.953	3.883	2.722	6.531	6.039
47	Maidstone.	7.077	6.366	.606	.473	1.401	1.438	1.922	1.559	3.279	2.577	5.940	6.432
92	Bedford	6.827	5.415	.609	.824	1.161	1.436	1.521	1.610	2.954	2.868	5.920	6.303
98	Ely, North Witchford, Whitesley, Wisbeach.	8.944	7.322	.678	.649	1.098	1.120	1.586	1.515	2.722	2.669	5.759	5.065
88	Northampton	8.452	7.416	.489	.743	1.421	1.496	2.103	1.679	3.973	3.537	8.190	7.576
109	Ipswich	7.751	7.348	.525	.628	1.648	1.192	1.870	1.509	3.878	2.896	6.961	6.133
103	Colchester	8.659	7.060	.734	.655	1.677	1.328	2.190	1.880	3.081	3.236	8.411	6.312
118	Norwich	9.755	8.128	.567	.656	1.321	1.209	1.748	1.424	3.263	2.577	6.837	5.431
160	Bath	8.588	7.340	.544	.590	1.644	1.396	2.518	1.897	4.031	3.174	7.960	6.807
138	Exeter	9.588	8.199	.444	.490	1.715	1.329	2.746	1.557	3.848	2.837	7.997	6.691
127	Salisbury	7.927	7.619	.329	.686	1.632	1.345	2.509	1.835	4.147	3.563	8.089	6.463
204	Coventry	9.334	7.620	.493	.642	1.326	1.182	1.917	1.618	3.496	3.636	7.138	7.232
199	Birmingham	9.609	8.365	.539	.547	1.746	1.378	2.758	1.928	4.428	3.743	9.885	6.983
195	Stoke-on-Trent, Wolstanton	8.602	7.305	.653	.742	1.537	1.511	2.352	2.122	4.792	3.348	8.971	7.061
162	Bristol	10.698	9.234	.782	.667	2.210	1.446	2.880	2.094	4.993	3.419	9.184	7.341
225	Derby	9.628	7.811	.519	.923	1.245	1.433	1.916	1.787	3.429	3.175	9.769	6.657
209	Leicester	11.080	8.790	.568	.699	1.491	1.399	2.174	1.949	3.834	3.188	6.911	6.941
223	Nottingham	12.239	10.346	.437	.581	1.255	1.502	1.850	1.927	3.728	3.339	8.165	6.873
255	Salford	12.062	10.386	.586	.560	1.498	1.557	2.345	2.028	4.820	3.724	9.546	7.426
254	Manchester	13.660	12.158	.567	.681	1.984	1.780	3.040	2.831	5.247	4.466	10.149	8.647
236	Liverpool	14.372	12.771	.631	.597	2.162	1.808	3.367	2.637	5.305	4.668	10.634	9.370
265	Leeds, Hunslet	9.597	8.349	.621	.654	1.457	1.419	2.112	1.694	3.982	3.170	8.774	7.126
258	Sheffield	10.364	8.600	.597	.574	1.658	1.329	2.397	1.850	4.781	3.641	8.756	7.205
272	Hull	10.184	9.095	.544	.597	1.816	1.345	2.862	2.055	4.031	2.962	7.476	6.131
287	Gateshead	8.107	6.958	.648	.528	1.603	1.553	1.986	1.754	3.597	2.990	8.182	6.858
289	Newcastle-on-Tyne	9.777	8.286	.597	.452	1.659	1.322	2.499	1.771	4.353	3.279	8.430	6.872
286	South Shields	9.129	8.098	.708	.485	1.846	1.149	2.393	1.873	5.189	3.135	11.354	8.508
302	Abergavenny, Pontypool	8.980	7.805	.776	.636	.912	1.189	1.596	1.432	3.333	2.686	6.418	5.549
304	Merthyr Tydfil	10.778	10.176	.735	.571	1.117	1.259	1.980	1.519	3.168	2.920	7.018	4.699
	Average	9.678	8.405	.572	.603	1.613	1.411	2.336	1.895	4.078	3.323	8.224	6.964
	Increase per Cent. over 21 Healthy Districts	124	130	46	31	77	42	83	62	70	56	45	45

MORTALITY FROM CHOLERA at different Ages during the Year 1849, in ENGLAND and the ELEVEN DIVISIONS.

ENGLAND AND DIVISIONS.		SEX.	CHOLERA.—Mortality to 100 Living.													ENGLAND AND DIVISIONS.
			AGES.													
			All Ages.	Under 5 Years.	5	10	15	25	35	45	55	65	75	85	95 and upwards.	
1	ENGLAND	{ Males . Females .	.302 .300	.332 .295	.232 .223	.138 .128	.154 .142	.293 .303	.383 .405	.495 .467	.587 .604	.644 .678	.597 .717	.498 .487	.311 .330	ENGLAND.
2	London	{ Males . Females .	.649 .634	.831 .680	.630 .554	.374 .302	.348 .259	.508 .473	.661 .781	.987 .987	1.287 1.453	1.588 1.893	1.729 2.318	1.079 1.555	..	London.
3	South Eastern	{ Males . Females .	.209 .188	.231 .170	.170 .169	.090 .095	.123 .099	.178 .177	.251 .226	.342 .276	.412 .388	.431 .395	.455 .471	.636 .475	..	South Eastern.
4	South Midland	{ Males . Females .	.129 .116	.124 .142	.135 .087	.068 .072	.057 .074	.147 .103	.163 .129	.180 .154	.251 .217	.278 .191	.172 .302	.097	South Midland.
5	Eastern	{ Males . Females .	.085 .075	.111 .088	.071 .065	.041 .034	.038 .034	.087 .073	.077 .078	.108 .105	.205 .125	.155 .184	.199 .262	.078	Eastern.
6	South Western	{ Males . Females .	.250 .238	.335 .307	.238 .219	.137 .130	.124 .104	.219 .235	.277 .294	.307 .292	.466 .391	.528 .438	.420 .489	.526 .501	1.121 ..	South Western.
7	West Midland	{ Males . Females .	.255 .231	.311 .266	.235 .197	.149 .129	.144 .131	.216 .239	.313 .261	.331 .299	.441 .380	.552 .513	.650 .433	.356 .483	..	West Midland
8	North Midland	{ Males . Females .	.052 .043	.059 .040	.028 .017	.013 .011	.030 .022	.047 .053	.052 .046	.099 .055	.093 .121	.170 .115	.183 .178	.268 .238	..	North Midland.
9	North Western	{ Males . Females .	.346 .379	.358 .348	.259 .251	.131 .133	.144 .157	.335 .412	.498 .587	.733 .767	.733 .851	.932 .862	.696 .892	1.198 .559	1.886 1.212	North Western.
10	York	{ Males . Females .	.354 .358	.322 .268	.190 .222	.132 .127	.158 .178	.355 .403	.510 .467	.681 .613	.857 .868	1.038 1.036	.826 .941	.662 .659	..	York.
11	Northern	{ Males . Females .	.359 .396	.370 .377	.237 .234	.146 .159	.189 .190	.370 .433	.495 .586	.631 .602	.743 .781	.633 .927	1.029 .868	.320 .532	..	Northern.
12	Welsh	{ Males . Females .	.401 .365	.324 .329	.202 .288	.150 .140	.234 .196	.532 .433	.612 .556	.720 .477	.711 .602	.684 .654	.673 .757	.546 .307	..	Welsh.

NOTE.—For construction of this Table, see p. xlii.

MORTALITY FROM DIARRHOEA AT DIFFERENT AGES DURING THE YEAR 1849, IN ENGLAND AND THE ELEVEN DIVISIONS.

ENGLAND AND DIVISIONS.		DIARRHOEA.—Mortality to 100 Living.													ENGLAND AND DIVISIONS.	
		AGES.													SEX.	
		All Ages.	Under 5 Years.	5	10	15	25	35	45	55	65	75	85	95 and upwards.		
1	ENGLAND .	.111 .102	.549 .480	.028 .028	.011 .012	.011 .012	.018 .021	.027 .032	.048 .046	.114 .106	.272 .268	.540 .521	.847 .623	.777 .742	ENGLAND.	
2	London191 .164	.1037 .893	.029 .050	.023 .016	.017 .013	.018 .024	.047 .051	.073 .070	.218 .198	.623 .517	.1182 .1238	.2397 .1555	.838 .838	London.	
3	South Eastern .	.093 .089	.408 .358	.021 .028	.009 .011	.014 .020	.026 .023	.023 .031	.050 .043	.098 .084	.249 .260	.603 .618	.1273 .1003	.1948 ..	South Eastern.	
4	South Midland .	.074 .073	.328 .307	.015 .017	.006 .015	.009 .011	.013 .021	.017 .022	.033 .045	.082 .044	.221 .232	.581 .459	.678 .462	.838 .417	South Midland.	
5	Eastern077 .064	.359 .248	.020 .022	.010 .013	.008 .007	.011 .013	.015 .037	.016 .035	.068 .054	.202 .152	.534 .393	.625 .659	.838 ..	Eastern.	
6	South Western .	.064 .053	.255 .196	.025 .020	.005 .009	.011 .007	.013 .009	.015 .020	.037 .031	.064 .074	.189 .169	.364 .291	.893 .537	.121 .585	South Western.	
7	West Midland .	.119 .107	.604 .523	.021 .026	.012 .014	.009 .017	.019 .016	.028 .025	.046 .040	.122 .090	.266 .294	.599 .369	.1007 .282	.838 ..	West Midland.	
8	North Midland .	.066 .059	.309 .285	.009 .004	.012 .005	.007 .008	.011 .012	.018 .013	.024 .022	.068 .079	.180 .134	.379 .342	.268 .318	.363 ..	North Midland.	
9	North Western .	.179 .167	.989 .897	.031 .041	.014 .015	.008 .014	.024 .028	.035 .049	.079 .068	.177 .136	.384 .393	.599 .768	.599 .559	.1886 .1212	North Western.	
10	York110 .110	.511 .452	.037 .037	.014 .005	.011 .014	.021 .028	.035 .038	.064 .049	.117 .145	.290 .354	.391 .656	.662 .839	.2117 .3376	York.	
11	Northern084 .087	.412 .382	.029 .024	.004 .012	.014 .011	.006 .033	.015 .024	.029 .041	.101 .092	.158 .179	.466 .471	.533 .684	.838 ..	Northern.	
	Welsh059 .047	.206 .145	.025 .018	.009 .011	.017 .006	.021 .015	.014 .015	.033 .027	.078 .105	.156 .145	.445 .252	.683 .219	.838 .539	Welsh.	

MORTALITY from CHOLERA and DIARRHŒA, during the Year 1849, in some of the most FATAL DISTRICTS.

DISTRICTS.		CHOLERA.		DIARRHŒA.		CHOLERA AND DIARRHŒA.	
		Deaths to 10,000 Persons Living.	Persons Living to One Death.	Deaths to 10,000 Persons Living.	Persons Living to One Death.	Deaths to 10,000 Persons Living.	Persons Living to One Death.
No.							
559	Alnwick	69	146	8	1215	77	130
553	Tynemouth	129	77	14	708	143	70
548	Chester-le-Street	65	153	5	2045	70	143
543	Teesdale	70	143	3	3279	73	137
570	Cockermouth	74	135	7	1412	81	123
520	Hull	241	42	40	252	281	36
519	Sculcoates	152	66	33	299	185	54
513	Selby	73	138	12	857	85	118
501	Leeds	145	69	27	371	172	58
500	Hunslet	102	98	14	725	116	86
434	Gainsborough	91	110	23	428	114	88
465	Wigan	75	134	21	481	96	104
462	West Derby	82	123	20	499	102	98
461	Liverpool	167	60	39	254	206	49
473	Manchester	40	252	35	289	75	133
472	Salford	28	354	31	322	59	169
379	Wolverhampton	137	73	24	409	161	62
369	Newcastle-under-Lyme	117	85	12	858	129	78
51	Gravesend	119	84	23	435	142	70
197	Romford	67	149	18	563	85	118
1-36	LONDON	62	161	17	585	79	127
96	Portsea Island	82	122	18	543	100	100
97	Alverstoke	79	126	13	792	92	109
105	Southampton	74	136	16	614	90	111
264	Salisbury	185	54	34	298	219	46
330	Clifton	75	134	12	858	87	115
329	Bristol	90	111	19	533	109	92
328	Bedminster	74	134	9	1144	83	120
316	Bridgewater	72	140	9	1058	81	123
582	Merthyr Tydfil	234	43	14	740	248	40
581	Cardiff	90	111	17	587	107	93
584	Neath	169	59	14	716	183	55
287	Plymouth	167	60	10	1012	177	56
286	Plympton St. Mary	77	131	3	3289	80	125
289	Stoke Damerel	193	52	17	584	210	48
202	St. Germans	143	70	11	914	154	65
288	East Stonehouse	148	68	8	1284	156	64
	ENGLAND	30	329	11	929	41	244

NOTE.—In the above calculations, the population enumerated March 31, 1851, has been used, a correction having been applied for the purpose of reducing it to the number estimated to have been living in the middle of the Year 1849. The calculations in a subsequent table were made before the population of 1851 was known.

DEATHS from CHOLERA on each DAY of each WEEK in the Year 1849.

WEEKS.	ENGLAND (exclusive of London.)								LONDON.							
	Monday.	Tuesday.	Wednesday.	Thursday.	Friday.	Saturday.	Sunday.	Total during each Week.	Monday.	Tuesday.	Wednesday.	Thursday.	Friday.	Saturday.	Sunday.	Total during each Week.
1	11	11	20	8	3	15	12	80	2	8	8	16	20	24	13	91
2	10	9	9	10	13	9	11	71	25	17	14	12	13	12	6	99
3	11	16	10	7	9	7	12	72	6	7	4	2	7	5	7	38
4	11	28	11	10	17	14	10	101	5	8	6	7	7	5	6	44
5	16	13	13	15	11	9	9	86	4	9	7	5	3	7	8	43
6	6	7	9	5	4	11	4	46	6	9	11	8	12	14	7	67
7	3	9	3	7	4	8	10	44	2	11	2	6	4	5	7	37
8	4	6	6	7	8	4	8	43	4	10	2	8	3	7	4	38
9	5	6	3	5	3	5	4	31	7	3	5	5	1	3	2	26
10	7	5	5	4	3	10	25	59	..	2	3	2	2	1	3	13
11	14	13	7	8	14	10	15	81	2	1	2	1	..	1	1	8
12	9	10	9	8	6	7	10	59	4	1	5
13	6	7	10	8	4	11	3	49	..	1	2	..	3
14	6	4	4	4	1	6	..	25	1	1	..	2
15	7	3	1	4	3	..	5	23	1	..	1	2
16	2	9	2	4	1	4	2	24	1	..	1	..	1	3
17	2	2	2	..	5	5	3	19	1	..	1
18	4	3	5	3	3	5	7	30	1	1	1	..	2	2	..	7
19	8	11	6	7	7	4	7	50	1	1
20	2	6	8	8	14	12	6	56	..	2	1	..	1	1	..	5
21	10	5	7	9	10	18	22	81	1	..	1	..	3	1	1	7
22	18	22	14	36	29	22	36	177	1	..	2	2	1	2	2	10
23	52	47	40	77	51	68	55	390	..	3	4	10	7	7	5	36
24	68	72	75	61	52	68	53	449	9	5	9	5	7	10	7	52
25	63	71	56	50	49	56	68	413	12	6	8	8	6	8	14	62
26	66	67	61	62	97	75	77	505	10	16	23	24	27	24	19	143
27	107	73	93	74	78	95	96	616	37	30	20	21	29	35	34	206
28	121	140	134	155	131	187	184	1052	45	67	58	46	79	91	97	483
29	212	209	232	221	199	222	167	1462	121	79	84	101	120	126	109	740
30	167	177	217	213	218	204	185	1381	104	95	123	114	109	117	121	783
31	204	223	234	272	208	232	240	1613	172	152	142	123	98	138	127	952
32	270	190	235	233	372	413	361	2074	96	110	128	104	124	157	166	885
33	433	470	419	410	364	394	352	2842	214	204	185	173	151	155	168	1250
34	346	325	307	369	372	424	370	2513	214	193	158	180	203	240	220	1408
35	330	421	385	370	383	489	584	2962	249	280	238	243	187	250	282	1729
36	572	633	806	824	716	681	759	4991	316	336	314	297	284	311	299	2157
37	627	566	601	659	575	564	524	4116	264	226	192	217	156	153	120	1328
38	484	495	435	382	330	335	334	2795	131	109	119	89	69	75	71	663
39	337	362	336	342	342	318	336	2373	62	63	46	57	38	41	44	351
40	339	377	346	272	253	247	240	2074	41	55	31	22	28	20	23	220
41	202	184	168	145	117	111	111	1038	13	11	16	14	7	9	5	75
42	75	83	67	81	56	75	66	503	7	3	3	2	2	1	4	22
43	59	90	61	80	55	89	64	498	1	2	3	..	4	2	5	17
44	68	82	54	48	58	48	55	413	2	1	3	1	1	8
45	45	44	45	37	27	40	36	274	1	..	2	..	3	2	1	9
46	25	29	26	21	25	29	24	179	1	1	2	4
47	16	18	13	14	16	16	16	109	1	1	2
48	10	14	9	9	11	6	5	64
49	10	8	7	7	6	7	6	51	1	1
50	8	6	9	3	5	2	3	36	1	1
51	8	3	4	10	3	7	6	41
52	1	6	4	2	2	4	1	20
53 first day of	2	2
Total .	5499	5690	5643	5680	5343	5702	5599	39156	2194	2136	1978	1927	1824	2067	2011	14137

MORTALITY from CHOLERA and DIARRHŒA during the Year 1849, in the several Divisions, Counties, and Districts of ENGLAND.

DIVISIONS AND COUNTIES.	Cholera.		Diarrhœa.		DIVISIONS AND COUNTIES.	Cholera.		Diarrhœa.	
	Deaths to 10,000 Persons living.	Persons living to one Death.	Deaths to 10,000 Persons living.	Persons living to one Death.		Deaths to 10,000 Persons living.	Persons living to one Death.	Deaths to 10,000 Persons living.	Persons living to one Death.
ENGLAND	33	299	12	843	SOUTH WEST. DIV.— <i>con.</i>				
DIVISIONS.					Devonshire	44	227	7	1492
London	72	138	20	500	Cornwall	24	411	4	2452
South Eastern . . .	22	461	10	1007	Somersetshire . . .	21	483	8	1264
South Midland . . .	13	752	8	1250	6. WEST MIDLAND DIVISION.				
Eastern	8	1184	7	1344	Gloucestershire . .	37	270	10	962
South Western . . .	26	381	6	1602	Herefordshire . . .	1	96515	3	3113
West Midland	27	368	13	791	Shropshire	13	777	5	2102
North Midland . . .	5	1901	7	1453	Staffordshire	51	198	17	586
North Western . . .	43	234	20	491	Worcestershire . . .	19	533	9	1113
York	40	250	12	811	Warwickshire	7	1411	18	553
Northern	42	238	10	1048	7. NORTH MIDLAND DIVISION.				
Welsh	43	234	6	1699	Leicestershire . . .	8	12239	7	1440
1. LONDON.					Rutlandshire	4	2572	3	3307
Middlesex (<i>part of</i>) .	49	206	18	556	Lincolnshire	10	960	7	1448
Surrey (<i>part of</i>) . .	159	63	26	380	Nottinghamshire . .	5	1976	9	1138
Kent (Greenwich and Lewisham) }	78	128	25	406	Derbyshire	2	4894	5	1998
2. SOUTH EASTERN DIVISION.					8. NORTH WESTERN DIVISION.				
Surrey (<i>part of</i>) . .	14	734	8	1305	Cheshire	18	563	11	890
Kent (<i>part of</i>) . . .	27	370	11	882	Lancashire	48	208	22	448
Sussex	12	852	9	1084	9. YORK DIVISION.				
Hampshire	35	284	11	903	West Riding	35	283	12	810
Berkshire	8	1269	8	1278	East Riding (with York) }	97	103	20	505
3. SOUTH MIDLAND DIVISION.					North Riding	3	3962	3	2956
Middlesex (<i>part of</i>)	29	345	13	754	10. NORTHERN DI- VISION.				
Hertfordshire . . .	20	503	8	1320	Durham	51	198	12	860
Buckinghamshire . .	13	786	7	1342	Northumberland . .	53	189	10	989
Oxfordshire	7	1419	6	1540	Cumberland	24	424	7	1436
Northamptonshire . .	7	1413	6	1620	Westmorland	2	56454	3	3321
Huntingdonshire . .	3	3969	6	1634	11. WELSH DIVISION.				
Bedfordshire	6	1539	8	1307	Monmouthshire . . .	52	194	8	1208
Cambridgeshire . . .	16	635	9	1123	South Wales	67	149	8	1314
4. EASTERN DIVISION.					North Wales	6	1591	3	3843
Essex	18	556	9	1073					
Suffolk	3	3934	7	1457					
Norfolk	5	1825	6	1564					
5. SOUTH WESTERN DIVISION.									
Wiltshire	13	759	7	1445					
Dorsetshire	7	1411	4	2665					

NOTE.—These results are uncorrected for increase of population.

DISTRICTS.	Cholera.		Diarrhoea.		DISTRICTS.	Cholera.		Diarrhoea.	
	Deaths to 10,000 Persons living.	Persons living to one Death.	Deaths to 10,000 Persons living.	Persons living to one Death.		Deaths to 10,000 Persons living.	Persons living to one Death.	Deaths to 10,000 Persons living.	Persons living to one Death.
I. LONDON.					SURREY (part of)—con.				
MIDDLESEX (part of.)					Dorking	4	2745	5	2196
Kensington	35	288	20	512	Reigate	6	1791	3	3582
Chelsea	61	163	23	437	Godstone	4	2292	9	11459
St. George, Hanover Square	20	508	10	965	Croydon	34	295	16	645
Westminster	77	130	20	506	Kingston	13	749	11	922
St. Martin-in-the-Fields	36	276	11	929	Richmond	35	282	10	1043
St. James, Westminster	15	656	11	935	2. KENT (part of.)				
Marylebone	19	529	17	603	Bromley	6	1608	8	1237
Hampstead	9	1121	11	918	Dartford	46	217	7	1335
Pancras	28	360	18	559	Gravesend	125	80	24	412
Islington	34	298	20	506	North Aylesford	50	201	11	917
Hackney	33	304	22	454	Hoo	25	399	11	931
St. Giles	53	190	14	705	Medway	34	296	16	607
Strand	36	279	14	703	Malling	11	944	10	996
Holborn	36	276	12	808	Sevenoaks	2	4442	3	3702
Clerkenwell	21	469	16	616	Tunbridge	8	1254	9	1134
St. Luke	37	272	19	514	Maidstone	30	330	17	577
East London	46	218	14	696	Hollingbourn	7	1382	9	1063
West London	147	68	22	463	Cranbrook	—	—	6	1645
London City	37	270	8	1190	Tenderden	2	5500	11	917
Shoreditch	94	106	23	441	West Ashford	9	1133	7	1416
Bethnal Green	106	94	28	358	East Ashford	5	1922	8	1281
Whitechapel	70	142	22	463	Bridge	5	2196	8	1220
St. George-in-the-East	48	208	17	591	Canterbury	25	405	9	1154
Stepney	55	181	20	493	Blean	17	599	7	1532
Poplar	101	99	25	404	Faversham	10	995	8	1326
SURREY (part of.)					Milton	59	169	14	718
St. Saviour Southwark	163	61	34	297	Sheppey	50	201	16	639
St. Olave Southwark	176	57	25	405	Thanet	65	155	18	552
Bermondsey	210	48	43	235	Eastry	3	3417	10	997
St. George Southwark	179	56	27	373	Dover	38	261	12	817
Newington	166	60	25	404	Elham	7	14662	10	977
Lambeth	140	72	24	420	Romney Marsh	2	5200	6	1733
Wandsworth	122	82	19	531	3. SUSSEX.				
Camberwell	126	79	22	464	Rye	7	1474	5	1965
Rotherhithe	253	40	32	316	Hastings	34	291	19	530
KENT (part of.)					Battle	2	4012	4	2407
Greenwich	88	113	25	401	Eastbourne	3	3975	1	7950
Lewisham	42	240	23	426	Hailsham	2	4144	6	1776
2. SOUTH EASTERN DIVISION.					Ticehurst	8	1291	12	835
I. SURREY (part of.)					Uckfield	2	5480	5	1827
Epsom	6	1568	6	1725	East Grinstead	8	12629	3	3157
Chertsey	24	415	4	2488	Cuckfield	10	1008	5	1904
Guildford	5	1923	5	2098	Lewes	8	12408	8	1182
Farnham	6	1776	14	711	Brighton	41	241	18	543
Farnborough	—	—	6	1781	Steyning	17	598	6	1595
Hambleton	—	—	5	2135	Horsham	3	3350	7	1489
					Petworth	1	9680	—	—
					Thakeham	5	1941	4	2588
					Worthing	5	2196	4	2510
					Westhamnett	3	3539	9	1089
					Chichester	8	1218	20	504
					Midhurst	8	13325	7	1481
					Westbourne	3	3335	10	953

DISTRICTS.	Cholera.		Diarrhœa.		DISTRICTS.	Cholera.		Diarrhœa.	
	Deaths to 10,000 Persons living.	Persons living to one Death.	Deaths to 10,000 Persons living.	Persons living to one Death.		Deaths to 10,000 Persons living.	Persons living to one Death.	Deaths to 10,000 Persons living.	Persons living to one Death.
4. HAMPSHIRE.					HERTFORDSHIRE— <i>con.</i>				
Havant	5	2214	8	1329	Hertford	57	175	5	2021
Portsea Island . . .	107	93	24	415	Hatfield	2	4010	12	802
Alverstoke	93	107	15	676	St. Albans	7	1421	5	2131
Fareham	8	1327	10	1043	Watford	25	400	6	1637
Isle of Wight	36	280	8	1182	Hemel Hempstead . .	18	548	10	1045
Lymington	—	—	7	1435	Berkhamstead	4	2305	12	823
Christchurch	—	—	—	—					
Ringwood	—	—	4	2653	8. BUCKINGHAMSHIRE.				
Fordingbridge	13	745	1	6705	Amersham	6	1656	8	1214
New Forest	5	2208	12	828	Eton	20	494	8	1265
Southampton	88	113	20	511	Wycombe	31	320	7	1457
South Stoneham . . .	27	373	18	552	Avlesbury	9	1165	13	791
Romsey	14	693	12	866	Winslow	—	—	6	1675
Stockbridge	3	3547	1	7094	Newport Pagnell . . .	2	5749	5	2091
Winchester	18	549	13	795	Buckingham	*7	14239	4	2373
Droxford	1	10281	6	1714					
Catherington	8	1178	—	—	9. OXFORDSHIRE.				
Petersfield	4	2487	12	829	Henley	2	4386	7	1350
Alresford	—	—	—	—	Thame	—	—	1	7803
Alton	8	1255	5	1883	Headington	22	452	13	778
Hartley Wintney . . .	—	—	*9	10722	Oxford	22	450	11	900
Basingstoke	1	8314	6	1663	Bicester	1	7600	*7	15200
Whitchurch	2	5495	5	1832	Woodstock	—	—	4	2678
Andover	5	1889	2	5666	Witney	14	696	7	1531
Kingsclere	6	1692	5	2116	Chipping Norton . . .	—	—	1	8074
					Banbury	*4	28565	10	1020
5. BERKSHIRE.					10. NORTHAMPTONSHIRE.				
Newbury	14	739	7	1426	Brackley	—	—	4	2685
Hungerford	*5	19896	10	995	Towcester	—	—	7	1393
Faringdon	*6	15583	1	7792	Potterspury	—	—	4	2449
Abingdon	18	552	14	722	Hardingstone	28	361	6	1734
Wantage	—	—	6	1683	Northampton	17	574	9	1082
Wallingford	—	—	5	1993	Daventry	2	4293	2	5367
Bradfield	2	5185	5	1944	Brixworth	—	—	8	1317
Reading	9	1148	23	444	Wellingborough . . .	1	9974	3	3325
Wokingham	*8	12803	*8	12803	Kettering	*5	18269	3	3654
Cookham	7	1382	10	1005	Thrapston	7	1338	7	1505
Easthamstead	—	—	3	2963	Oundle	1	7488	1	7488
Windsor	28	354	2	5126	Peterborough	19	520	15	670
3. SOUTH MIDLAND DIVISION.					11. HUNTINGDONSHIRE.				
6. MIDDLESEX (<i>part of</i> .)					Huntingdon	4	2633	11	922
Staines	31	322	15	661	St. Ives	3	3820	2	6366
Uxbridge	21	472	11	899	St. Neots	1	9018	6	1640
Brentford	50	201	11	950					
Hendon	9	1103	9	1103	12. BEDFORDSHIRE.				
Barnet	20	491	21	474	Bedford	12	859	8	1271
Edmonton	24	421	15	665	Biggleswade	14	739	9	1089
					Amphill	*6	15681	6	1742
7. HERTFORDSHIRE.					Woburn	2	5641	3	3761
Ware	12	861	5	1938	Leighton Buzzard . .	2	5014	12	836
Bishop Stortford . . .	2	6457	9	1076	Luton	1	8957	7	1493
Royston	4	2770	4	2770					
Hitchin	57	176	12	828					

DISTRICTS.	Cholera.		Diarrhoea.		DISTRICTS.	Cholera.		Diarrhoea.	
	Deaths to 10,000 Persons living.	Persons living to one Death.	Deaths to 10,000 Persons living.	Persons living to one Death.		Deaths to 10,000 Persons living.	Persons living to one Death.	Deaths to 10,000 Persons living.	Persons living to one Death.
13. CAMBRIDGESHIRE.					NORFOLK—continued.				
Caxton	12	840	1	10077	St. Faiths	5	1924	—	—
Chesterton	2	4320	4	2400	Norwich	6	1628	16	625
Cambridge	2	4891	12	843	Forehoe	2	4510	2	4510
Liuton	2	6480	9	1080	Henstead	9	11381	2	5691
Newmarket	2	5472	7	1440	Blofield	—	—	8	1319
Ely	1	6699	6	1546	Loddon	1	7236	2	4824
North Witchford	58	173	10	982	Depwade	4	25589	4	2843
Whittlesey	17	573	10	982	Guiltecross	—	—	8	11964
Wisbeach	44	228	15	684	Wayland	—	—	9	11162
4. EASTERN DIVISION.					Mitford	7	1356	3	3559
14. ESSEX.					Walsingham	—	—	1	10480
West Ham	50	201	14	690	Docking	10	996	3	3385
Epping	13	799	11	940	Freebridge Lynn	—	—	2	6290
Ongar	3	3934	2	5901	Kings Lynn	1	8277	11	871
Romford	74	136	19	516	Downham	4	2743	4	2743
Orsett	28	363	14	725	Swaffham	5	2181	8	13086
Billericay	3	3402	6	1701	Thetford	2	5847	5	2193
Chelmsford	1	7652	3	3401	5. SOUTH WESTERN DIVISION.				
Rochford	66	152	12	838	17. WILTSHIRE.				
Maldon	15	650	11	946	Highworth	1	7780	2	5186
Tendring	27	370	13	796	Cricklade	4	2639	6	1649
Colchester	2	4448	3	3558	Malmesbury	7	14714	5	2102
Lexden	1	6965	16	633	Chippenham	6	1664	6	1664
Witham	1	7705	8	1185	Calne	—	—	4	2331
Halstead	—	—	8	1266	Marlborough	5	1847	4	2309
Braintree	—	—	5	2002	Devizes	30	330	3	3161
Dunmow	2	6627	7	1529	Melksham	5	18879	12	858
Saffron Walden	5	18830	4	2690	Bradford	5	1911	12	836
15. SUFFOLK.					Westbury	3	3350	6	1675
Risbridge	2	4360	5	1938	Warminster	4	2852	2	4277
Sudbury	3	30019	6	1668	Pewsey	8	12259	11	943
Cosford	—	—	7	1520	Amesbury	1	7706	1	7706
Thingoe	—	—	2	4509	Alderbury	19	525	11	886
Bury St. Edmunds	2	4179	3	3135	Salisbury	174	58	32	316
Mildenhall	—	—	1	9184	Wilton	12	861	2	5164
Stow	1	9839	4	2811	Tisbury	2	5048	1	10095
Hartismere	5	18530	5	2059	Mere	—	—	9	1062
Hoxne	6	15796	6	1755	18. DORSETSHIRE.				
Bosmere	6	16521	6	1652	Shaftesbury	—	—	2	4369
Samford	2	5907	6	1688	Sturminster	—	—	1	10207
Ipswich	7	1404	23	428	Blandford	—	—	7	13895
Woodbridge	3	3834	6	1643	Wimborne	—	—	4	2278
Plomesgate	—	—	1	7017	Poole	26	390	3	3019
Blythng	1	6830	8	1242	Wareham	6	16540	3	3308
Wangford	7	1386	13	770	Weymouth	32	317	12	850
Mutford	16	607	6	1639	Dorchester	7	1461	1	7794
16. NORFOLK.					Sherborne	8	12242	—	—
Yarmouth	36	277	18	547	Beaminster	—	—	5	2159
Flegg	3	3838	12	853	Bridport	7	1516	6	1667
Tunstead	3	3858	7	1403	19. DEVONSHIRE.				
Erpingham	5	20507	5	2051	Axminster	5	20583	5	1871
Aylsham	10	955	3	2865	Honiton	2	4778	3	3982

DISTRICTS.	Cholera.		Diarrhœa.		DISTRICTS.	Cholera.		Diarrhœa.	
	Deaths to 10,000 Persons living.	Persons living to one Death.	Deaths to 10,000 Persons living.	Persons living to one Death.		Deaths to 10,000 Persons living.	Persons living to one Death.	Deaths to 10,000 Persons living.	Persons living to one Death.
DEVONSHIRE— <i>con.</i>					GLOUCESTERSHIRE— <i>continued.</i>				
St. Thomas	4	2243	6	1682	Chipping Sodbury . . .	1	9613	13	769
Exeter	14	712	12	803	Thornbury	5	2058	5	1830
Newton Abbot . . .	19	516	9	1082	Dursley	35	287	9	1108
Totnes	31	319	7	1484	Westbury-on-Severn . .	4	2254	4	2629
Kingsbridge	8	1267	3	3077	Newent	2	5844	6	1670
Plympton St. Mary .	76	131	3	3301	Gloucester	44	225	11	925
Plymouth	227	44	13	745	Wheatenurst	21	468	8	1327
East Stonehouse . .	176	57	9	1079	Stroud	9	1145	6	1770
Stoke Damerel . . .	213	47	19	528	Tetbury	—	—	2	5891
Tavistock	58	171	7	1500	Cirencester	5	20728	3	2961
Okehampton	3	3667	9	11001	Northleach	—	—	—	—
Crediton	—	—	5	2003	Stow-on-the-Wold . .	—	—	1	9522
Tiverton	1	7634	3	3817	Winchcomb	—	—	4	2500
South Molton	—	—	4	2331	Cheltenham	1	6708	13	789
Barnstaple	14	715	7	1431	Tewkesbury	39	254	11	880
Torrington	5	18187	—	—					
Bideford	1	9791	2	6527					
Holsworthy	2	6177	—	—					
20. CORNWALL.					23. HEREFORDSHIRE.				
Stratton	2	4716	—	—	Ledbury	—	—	—	—
Camelford	1	8063	6	1613	Ross	—	—	2	4933
Launceston	2	5576	3	3345	Hereford	—	—	6	1641
St. Germans	146	68	11	896	Weobly	—	—	1	8484
Liskeard	50	201	9	1059	Bromyard	—	—	9	11493
Bodmin	1	6933	2	5200	Leominster	7	14395	3	2879
St. Columb	2	4042	2	5389					
St. Austell	43	233	2	5235					
Truro	19	533	3	3319					
Falmouth	34	297	6	1669					
Helston	2	5423	3	2958					
Redruth	28	361	2	5339					
Penzance	4	2278	6	1790					
Scilly Islands . . .	15	646	—	—					
21. SOMERSETSHIRE.					24. SHROPSHIRE.				
Williton	5	19374	5	19374	Ludlow	—	—	2	5840
Wellington	5	21777	4	2722	Clun	—	—	1	10022
Taunton	18	557	9	1078	Church Stretton . . .	3	3033	5	2022
Bridgwater	74	135	10	1026	Cleobury Mortimer . .	1	8708	8	1244
Langport	—	—	6	1811	Bridgnorth	47	212	6	1588
Chard	8	13306	5	2047	Shiffnal	9	11050	3	3683
Yeovil	1	9295	6	1549	Madeley	23	430	3	2917
Wincanton	9	10643	4	2365	Atcham	8	1256	3	3140
Frome	1	8606	9	1076	Shrewsbury	54	186	12	828
Shepton Mallet . . .	23	441	6	1765	Oswestry	1	7691	3	2884
Wells	13	793	4	2576	Ellesmere	2	5445	2	4084
Axbridge	3	3220	5	1894	Wem	3	2976	2	4464
Clutton	39	257	9	1095	Market Drayton . . .	11	930	5	1993
Bath	13	768	15	684	Wellington	5	2211	9	1170
Keynsham	35	282	8	1206	Newport	3	3679	5	2102
Bedminster	78	129	9	1099					
6. WEST MIDLAND DIVISION.					25. STAFFORDSHIRE.				
22. GLOUCESTERSHIRE.					Stafford	1	6764	5	1845
Bristol	92	109	19	522	Stone	4	2687	2	6269
Clifton	85	117	13	748	Newcastle-under-Lyme	124	81	12	812
					Wolstanton	24	413	20	503
					Stoke-upon-Trent . . .	21	466	13	761
					Leek	1	7099	5	2130
					Cheadle	1	8930	5	1984
					Uttoxeter	—	—	7	14932
					Burton-upon-Trent . .	2	4813	5	2221
					Tamworth	2	6452	4	2581
					Lichfield	2	4019	6	1723
					Penkridge	5	2009	6	1786
					Wolverhampton . . .	169	59	30	332

DISTRICTS.	Cholera.		Diarrhoea.		DISTRICTS.	Cholera.		Diarrhoea.	
	Deaths to 10,000 Persons living.	Persons living to one Death.	Deaths to 10,000 Persons living.	Persons living to one Death.		Deaths to 10,000 Persons living.	Persons living to one Death.	Deaths to 10,000 Persons living.	Persons living to one Death.
STAFFORDSHIRE— <i>continued.</i>					30. LINCOLNSHIRE.				
Walsall	54	184	16	634	Stamford	6	17063	3	3413
West Bromwich	48	210	21	487	Bourn	3	2912	4	2548
Dudley	48	209	31	319	Spalding	1	10005	11	910
26. WORCESTERSHIRE.					Holbeach	2	5665	6	1545
Stourbridge	65	153	15	657	Boston	10	991	2	4934
Kidderminster	4	2262	12	865	Sleaford	9	11617	7	1367
Tenbury	—	—	4	2355	Grantham	2	6404	3	3659
Martley	8	13121	2	4374	Lincoln	2	5159	12	860
Worcester	16	631	10	1005	Horncastle	2	4644	5	1935
Upton-on-Severn	8	1299	2	5650	Spilsby	4	26753	2	5351
Evesham	—	—	6	1736	Louth	1	9803	2	5882
Pershore	—	—	6	1673	Caistor	11	933	8	1230
Droitwich	13	794	6	1747	Glanford Brigg	9	1147	7	1491
Bromsgrove	8	1180	9	1121	Gainsborough	95	105	24	410
Kings Norton	3	3096	8	1204	31. NOTTINGHAMSHIRE.				
27. WARWICKSHIRE.					East Retford	10	1018	4	2672
Birmingham	2	4766	31	324	Worksop	1	8989	4	2247
Aston	1	8496	20	500	Mansfield	2	5525	3	3453
Meriden	9	11602	3	2901	Basford	7	1420	7	1491
Atherstone	—	—	7	1361	Radford	3	3210	17	576
Nuneaton	2	6125	9	1114	Nottingham	3	2950	18	565
Foleshill	14	723	3	3469	Southwell	—	—	1	8338
Coventry	65	154	34	293	Newark	10	977	8	1243
Rugby	5	20588	1	10294	Bingham	9	1157	10	1012
Solihull	—	—	5	2067	32. DERBYSHIRE.				
Warwick	5	1860	8	1283	Shardlow	2	5438	6	1717
Stratford-on-Avon	1	10101	7	1443	Derby	5	1946	11	875
Alcester	6	16838	7	1531	Belper	6	15411	5	2102
Shipston-on-Stour	5	19687	2	6562	Ashborne	2	5339	1	7119
Southam	1	9897	12	825	Chesterfield	8	13127	6	1712
7. NORTH MIDLAND DIVISION.					Bakewell	3	29393	2	4899
28. LEICESTERSHIRE.					Chapel-en-le-Frith	3	2922	9	11687
Lutterworth	6	16043	3	3209	Hayfield	4	2409	2	4016
Market Harborough	—	—	3	3947	8. NORTH WESTERN DIVISION.				
Billesdon	1	6810	3	3405	33. CHESHIRE.				
Blaby	—	—	12	806	Stockport	8	1190	19	519
Hinckley	—	—	8	1301	Macclesfield	6	1601	8	1218
Market Bosworth	7	13600	—	—	Altrincham	2	4431	6	1633
Ashby-de-la-Zouch	2	6059	4	2693	Runcorn	36	279	11	916
Loughborough	3	3524	6	1762	Northwich	16	631	6	1707
Barrow-on-Soar	1	9848	4	2814	Congleton	3	29037	5	2074
Leicester	4	25427	15	678	Nantwich	53	187	5	1991
Melton Mowbray	—	—	4	2412	Great Boughton } (Chester)	19	540	8	1197
29. RUTLANDSHIRE.					Warrall	44	229	22	454
Oakham	5	1870	4	2244	34. LANCASHIRE.				
Uppingham	3	3978	2	5967	Liverpool	187	53	44	227
					West Derby	128	78	31	318
					Prescot	40	249	13	741

DISTRICTS.	Cholera.		Diarrhœa.		DISTRICTS.	Cholera.		Diarrhœa.	
	Deaths to 10,000 Persons living.	Persons living to one Death.	Deaths to 10,000 Persons living.	Persons living to one Death.		Deaths to 10,000 Persons living.	Persons living to one Death.	Deaths to 10,000 Persons living.	Persons living to one Death.
LANCASHIRE— <i>contd.</i>					36. EAST RIDING (WITH YORK.)				
Ormskirk	22	460	21	479	York	36	275	13	796
Wigan	85	117	24	421	Pocklington	24	417	6	1714
Warrington	19	524	13	787	Howden	41	246	6	1783
Leigh	4	2596	8	1241	Beverley	11	948	2	6318
Bolton	13	793	11	929	Sculcoates	181	55	40	252
Bury	7	1336	11	923	Hull	287	35	47	212
Worsley	7	1385	3	3232	Pattingham	5	2170	—	—
Chorlton	30	335	33	307	Skirlaugh	4	2254	13	751
Salford	34	296	37	269	Driffield	1	8414	2	4207
Manchester	46	219	40	252	Bridlington	6	1633	3	3265
Ashton	7	1494	11	876	37. NORTH RIDING.				
Oldham	6	1766	10	978	Scarborough	4	2662	4	2662
Rochdale	4	2634	9	1122	Malton	3	3612	8	1204
Haslingden	2	5899	8	1332	Easingwold	9	11279	3	3760
Burnley	6	1694	5	2007	Thirsk	6	1590	4	2545
Clitheroe	10	1001	6	1644	Helmsley	—	—	5	2142
Blackburn	6	1669	11	873	Pickering	1	9689	2	4845
Chorley	7	1387	4	2589	Whitby	5	2011	3	2873
Preston	4	2339	22	460	Guisborough	3	3512	2	5268
Fylde	2	5235	4	2327	Stokesley	1	8988	—	—
Garstang	8	13007	3	3252	Northallerton	2	4190	8	12571
Lancaster	27	370	11	891	Bedale	2	4307	2	4307
Ulverstone	1	8916	7	1486	Leyburn	—	—	1	9948
9. YORK DIVISION.					Askrigg	2	5725	3	2863
35. WEST RIDING.					Reeth	—	—	1	6758
Sedbergh	—	—	—	—	Richmond	2	4488	4	2693
Settle	—	—	5	2014	10. NORTHERN DIVISION.				
Skipton	2	4105	1	7184	38. DURHAM.				
Pateley Bridge	3	4000	4	2666	Darlington	2	5372	22	457
Ripon	2	6300	7	1454	Stockton	62	161	16	644
Knarborough	19	514	14	699	Auckland	4	2749	7	1466
Otley	2	4513	2	4513	Teesdale	70	142	3	3262
Keighley	2	5167	4	2583	Weardale	4	2544	6	1696
Todmorden	4	2638	8	1319	Durham	50	202	10	971
Saddleworth	3	3366	3	3366	Easington	46	219	6	1749
Huddersfield	5	2096	7	1535	Houghton-le-Spring	14	730	7	1461
Halifax	2	4040	4	2371	Chester-le-Street	73	137	5	1836
Bradford	32	310	18	542	Sunderland	65	155	13	781
Hunslet	111	90	15	666	South Shields	69	144	23	438
Leeds	162	62	30	332	Gateshead	66	151	9	1107
Dewsbury	37	271	12	843	39. NORTHUMBERLAND.				
Wakefield	53	189	16	625	Newcastle-upon-Tyne	41	244	16	614
Pontefract	39	258	10	954	Tynemouth	147	68	16	625
Ecclesfield	25	399	5	1881	Castle Ward	12	855	2	4846
Wortley	2	4643	4	2322	Hexham	5	2148	5	2148
Ecclesall Bierlow	11	878	15	673	Haltwhistle	3	2975	3	2975
Sheffield	13	748	25	408	Bellingham	—	—	—	—
Rotherham	10	960	11	900	Morpeth	24	416	6	1665
Doncaster	24	415	10	1013	Alnwick	76	132	9	1106
Thorne	46	219	8	1276	Belford	5	2145	6	1609
Goole	59	169	21	482	Berwick	36	276	3	3491
Selby	74	135	12	839	Glendale	8	1292	6	1580
Tadcaster	9	1087	1	9783	Rothbury	—	—	—	—

DISTRICTS.	Cholera.		Diarrhœa.		DISTRICTS.	Cholera.		Diarrhœa.	
	Deaths to 10,000 Persons living.	Persons living to one Death.	Deaths to 10,000 Persons living.	Persons living to one Death.		Deaths to 10,000 Persons living.	Persons living to one Death.	Deaths to 10,000 Persons living.	Persons living to one Death.
40. CUMBERLAND.					CARDIGANSHIRE— <i>continued.</i>				
Alston	—	—	2	6062	Aberayron	—	—	—	—
Penrith	2	5253	2	4203	Aberystwith	—	—	*4	22242
Brampton	*9	10533	3	3511	Tregaron	—	—	—	—
Longtown	1	9721	—	—	BRECKNOCKSHIRE.				
Carlisle	14	709	11	952	Builth	1	8714	1	8714
Wigton	*9	11683	5	1947	Brecknock	4	2529	4	2529
Cockermouth	79	127	8	1322	Crickhowell	54	186	9	1105
Whitehaven	26	380	13	789	Hay	*9	11329	*9	11329
Bootle	—	—	—	—	RADNORSHIRE.				
41. WESTMORLAND.					Presteigne	—	—	4	2623
East Ward	*7	13809	—	—	Knighton	2	4658	1	9315
West Ward	—	—	1	7968	Rhayader	—	—	1	6722
Kendal	—	—	5	2167	44. NORTH WALES.				
II. WELSH DIVISION.					MONTGOMERYSHIRE.				
42. MONMOUTHSHIRE.					Machynlleth	—	—	*8	12307
Chepstow	1	8388	8	1198	Newtown	3	3252	4	2602
Monmouth	9	1150	2	5061	Montgomery	18	567	2	4197
Abergavenny	86	116	13	770	Llantyllin	2	5113	1	10225
Pontypool	28	363	4	2782	FLINTSHIRE.				
Newport	75	134	9	1066	Holywell	21	474	6	1569
43. SOUTH WALES.					DENBIGHSHIRE.				
GLAMORGANSHIRE.					Wrexham	1	7912	5	1978
Cardiff	122	82	23	434	Ruthin	*6	16609	1	8305
Merthyr Tydfil	318	31	18	545	St. Asaph	2	5887	5	1962
Bridgend	41	245	4	2669	Llanrwst	—	—	*8	12322
Neath	226	44	19	535	MERIONETHSHIRE.				
Swansea	68	148	8	1208	Corwen	2	5030	*7	15089
CARMARTHENSHIRE.					Bala	—	—	3	3477
Llanelly	22	448	5	1835	Dolgelly	—	—	—	—
Llandovery	10	1052	3	2945	Festiniog	*6	15460	2	5153
Llandilofawr	23	428	2	5709	CARNARVONSHIRE.				
Carmarthen	38	264	5	1876	Pwllheli	*9	10819	1	7212
PEMBROKESHIRE.					Carnarvon	7	1358	2	5702
Narberth	6	1673	3	3625	Bangor	2	4317	*8	12951
Pembroke	6	1788	17	596	Conway	—	—	3	3569
Haverfordwest	4	2857	4	2653	ANGLESEY.				
CARDIGANSHIRE.					Anglesey	17	577	*8	12702
Cardigan	—	—	*5	19903					
Newcastle-in-Emlyn	—	—	—	—					
Lampeter	3	3288	3	3288					

NOTE.—In calculating the mortality from cholera and diarrhœa, the population enumerated in 1841 was used without any correction for increase. The mortality of places in which cholera was most fatal, will be found in a previous table, a correction in the calculations there given having been made for increase of population.

DISTRICTS in which there was NO DEATH from CHOLERA in 1849; POPULATION 1841 and 1851; Deaths from DIARRHŒA in 1849; and Deaths from all Causes, in the 10 Years 1841-50.

No.	DISTRICT.	COUNTY.	POPULATION.		DEATHS 1849.		Deaths from all Causes in the 10 Years 1841-50.
			1841	1851	Cholera.	Diarrhœa.	
101	Christchurch	Hants	7838	8481	1318
113	Aldresford	7094	7419	1265
341	Northleach	Gloucester	10661	10984	1965
346	Ledbury	Hereford	12885	13141	2462
487	Sedbergh	West Riding York	4836	4574	853
557	Bellingham	Northumberland .	7462	6553	1180
563	Rothbury	7297	7431	1080
572	Bootle	Cumberland	5516	6007	930
594	Newcastle in Emlyn .	Cardigan	20863	20273	3617
596	Aberayron	12875	13220	2372
598	Tregaron	10254	10369	1840
617	Dolgelly	Merioneth	13211	12915	2338
12 Districts in which there were no Deaths from Cholera or Diarrhœa			120792	121367	21220
41	Farnborough	Surrey	7124	7838	..	4	1046
42	Hambledon	12811	13549	..	6	2155
60	Cranbrook	Kent	13163	13069	..	8	2536
100	Lymington	Hants	11478	12153	..	8	2022
102	Ringwood	5305	5675	..	2	933
115	Hartley Wintney	10722	11230	..	1	1996
124	Wantage	Berks	16832	17431	..	10	3324
125	Wallingford	13950	14121	..	7	2774
130	Easthampstead	5926	6343	..	2	980
152	Winslow	Bucks	8376	9376	..	5	1901
156	Thame	Oxon	15605	15616	..	2	3421
160	Woodstock	13390	14484	..	5	2874
162	Chipping Norton	16148	17423	..	2	3202
164	Brackley	Northampton . . .	13425	13747	..	5	3003
165	Towcester	12537	12815	..	9	2778
166	Potterspury	9794	10663	..	4	2298
170	Brixworth	14490	14630	..	11	2884
207	Halstead	Essex	17720	19252	..	14	3743
208	Braintree	16018	17576	..	8	3596
213	Cosford	Suffolk	18238	18106	..	12	3806
214	Thingoe	18035	19024	..	4	3366
216	Mildenhall	9184	10351	..	1	1978
124	Plomesgate	21051	21476	..	3	4039
237	Blifield	Norfolk	10555	11574	..	8	2253
240	Guiltecross	11964	12744	..	1	2551
241	Wayland	11162	12141	..	1	2206
243	Walsingham	20960	22023	..	2	4488
245	Freebridge Lynn	12580	13449	..	2	2365
254	Calne	Wilts	9324	9173	..	4	1814
267	Mere	8498	8431	..	8	1594
268	Shaftesbury	Dorset	13106	13028	..	3	2627
269	Sturminster	10207	10387	..	1	1979
270	Blandford	13895	14798	..	1	2660
271	Wimborne	15949	17281	..	7	3082
277	Beaminster	15112	14275	..	7	3029
292	Crediton	Devon	22030	21727	..	11	3719
294	South Molton	20982	20566	..	9	3674
317	Langport	Somerset	18109	18567	..	10	3246
339	Tetbury	Gloucester	5891	6254	..	1	1094
342	Stow-on-the-Wold	9522	9929	..	1	1782
343	Winchcomb	10000	10135	..	4	1686

DISTRICTS in which there was no DEATH from CHOLERA in 1849, &c.—*continued.*

No.	DISTRICT.	COUNTY.	POPULATION.		DEATHS 1849.		Deaths from all Causes in the 10 Years 1841-51.
			1841	1851	Cholera.	Diarrhoea.	
347	Ross	Hereford	14800	15489	..	3	3051
348	Hereford	34458	35158	..	21	7604
349	Weobly	8484	8719	..	1	1741
350	Bromyard	11493	11695	..	1	2325
352	Ludlow	Salop	17521	17045	..	3	3419
353	Clun	10022	10118	..	1	2036
374	Uttoxeter	Stafford	14932	15182	..	1	2718
385	Tenbury	Worcester	7066	7047	..	3	1334
389	Evesham	13889	14463	..	8	2795
390	Pershore	13382	13554	..	8	2499
397	Atherstone	Warwick	10891	11395	..	8	2396
402	Solihull	12404	11927	..	6	2194
409	Market Harborough	Leicester	15789	15768	..	4	3100
411	Blaby	13699	14190	..	17	2836
412	Hinckley	15615	15597	..	12	3496
418	Melton Mowbray	19297	20530	..	8	3474
441	Southwell	Notts	25014	25610	..	3	4238
488	Settle	West Riding York	14096	13762	..	7	2718
529	Helmsley	North Riding York	12852	12456	..	6	2210
536	Leyburn	9948	10057	..	1	1784
538	Reeth	6758	6822	..	1	1350
564	Alston	Cumberland . . .	6062	6816	..	1	1274
574	West Ward	Westmorland . . .	7968	8152	..	1	1420
575	Kendal	34677	36564	..	16	7301
593	Cardigan	Cardigan	19903	20179	..	1	3847
597	Aberystwith	22242	23743	..	1	4216
603	Presteigne	Radnor	15739	15140	..	6	2975
605	Rhayader	6722	6796	..	1	1201
606	Machynlleth	Montgomery . . .	12307	12167	..	1	2340
614	Llanrwst	Denbigh	12322	12478	..	1	2402
616	Bala	Merioneth	6953	6736	..	2	1211
622	Conway	Carnarvon	10706	11627	..	3	2096
73 Districts in which there were Deaths from } Diarrhoea and no Deaths from Cholera . }			999179	1029412	..	371	195105

FORTY-SEVEN SEAPORT TOWN DISTRICTS OF ENGLAND.

No.	NAMES.	AREA IN ACRES.	POPULATION.		DEATHS 1849.		Deaths from all Causes in the 10 Years 1841-50.
			1841	1851	Cholera.	Diarrhoea.	
51	Gravesend	1271	15670	16635	196	38	3964
54	Medway	12519	37616	42798	127	62	10239
69	Sheppey	22928	10858	13360	54	17	2881
70	Thanet	26418	31466	31798	203	57	5979
72	Dover	28994	24523	28324	94	30	5509
96	Portsea Island	5033	53058	72676	568	128	15459
97	Alverstoke	4077	13510	16353	126	20	4396
99	Isle of Wight	92702	42550	50315	152	36	7987
105	Southampton	1970	27103	34092	240	53	6982
193	Wisbeach	106186	31485	36192	138	46	8406
194	West Ham	19207	26920	34378	134	39	5657
197	Romford	46940	22206	24592	163	43	4790
198	Orsett	40742	10156	10492	28	14	248
203	Tendring	83003	26253	27711	71	33	5393
228	Yarmouth	1270	24086	26898	87	44	5942
286	Plympton St. Mary	73224	19807	19715	151	6	3663
287	Plymouth	1330	36520	52223	830	49	11012
288	East Stonehouse	9712	11971	171	9	3108
289	Stoke Damerel	1815	33820	38182	721	64	9492
308	Falmouth	25411	21700	22042	73	13	4488
328	Bedminster	54358	36280	38171	281	33	7622
329	Bristol	1840	64266	65781	591	123	18572
330	Clifton	26895	65781	77923	563	88	16301
336	Gloucester	32222	26815	32062	119	29	7000
434	Gainsborough	108668	25857	27264	246	63	5835
461	Liverpool	1560	223003	255055	4173	981	94409
462	West Derby	37553	88680	153243	1135	279	32009
512	Goole	37320	12529	13916	74	26	2848
519	Sculcoates	38835	36217	44714	656	144	10139
520	Hull	960	41150	50552	1178	194	14066
541	Stockton	153354	39915	52932	248	62	9916
546	Easington	36290	15740	21797	72	9	3842
549	Sunderland	12211	56226	70561	363	72	15432
550	South Shields	13862	28913	35787	201	66	8297
551	Gateshead	25196	38747	48085	257	35	10652
552	Newcastle-upon-Tyne	6890	71844	89145	295	117	21597
553	Tynemouth	37599	55619	64230	815	89	14298
570	Cockermouth	152788	35681	38504	282	27	7839
571	Whitehaven	96024	29988	35613	79	38	8232
580	Newport	88185	33057	43455	246	31	8991
581	Cardiff	112976	32557	46484	396	75	8823
584	Neath	156872	32626	46468	738	61	7932
585	Swansea	85684	38649	46951	262	32	7954
592	Haverfordwest	165931	37139	39382	13	14	6657
620	Carnarvon	88195	28509	30444	21	5	5821
621	Bangor	76841	25901	30805	6	2	5825
623	Anglesey	89141	38106	43248	66	3	7009
Men on Board Vessels		2333290	1778814 not known	2153319 29748	17703	3499	495752

FORTY-ONE INLAND TOWN DISTRICTS OF ENGLAND.

No.	NAMES.	AREA IN ACRES.	POPULATION.		DEATHS 1849.		Deaths from all Causes in the 10 Years 1841-50.
			1841	1851	Cholera.	Diarrhoea.	
58	Maidstone	38082	32310	36097	98	56	8001
127	Reading	4699	19521	22175	17	44	4952
151	Aylesbury	72434	22135	23094	19	28	4808
157	Headington	25737	14004	15771	31	18	3839
158	Oxford	2930	19796	20173	44	22	4171
168	Northampton	20903	28121	33858	49	26	7464
179	Bedford	97340	31766	35511	37	25	7861
187	Cambridge	3470	24453	27803	5	29	5975
204	Colchester	11200	17790	19443	4	5	4374
234	Norwich	4325	61846	68196	38	99	15543
256	Devizes	62338	22129	22236	67	7	4963
264	Salisbury	480	9490	8931	165	30	2491
282	Exeter	1800	31312	32810	44	39	7868
326	Bath	30221	69083	69836	90	101	16675
344	Cheltenham	24876	40246	44193	6	51	8494
348	Hereford	144998	34458	35158	..	21	7604
360	Shrewsbury	18032	21518	23095	116	26	5861
367	Stafford	52842	20292	22785	3	11	4766
379	Wolverhampton	30613	80721	104162	1365	243	25185
387	Worcester	6699	27133	27677	43	27	6490
394	Birmingham	2660	138215	173878	29	427	40826
395	Aston	31273	50977	66851	6	102	12482
400	Coventry	5489	31032	36813	202	106	9107
417	Leicester	3960	50853	60651	2	75	14920
428	Lincoln	156820	36110	42061	7	42	8093
438	Basford	88039	59627	64921	42	40	13001
439	Radford	6800	22473	26775	7	39	5348
440	Nottingham	1870	53091	58418	18	94	14221
445	Derby	2970	35019	43690	18	40	9439
453	Macclesfield	81561	56035	63322	35	46	15494
459	Great Boughton (incl. Chester)	104228	49097	53294	91	41	12026
472	Salford	4830	70224	87514	237	261	21821
473	Manchester	12228	192403	228437	878	765	69612
500	Hunslet	41640	79955	88656	884	120	20757
501	Leeds	3050	88741	101331	1439	267	28092
507	Ecclesall Bierlow	23160	31625	37911	36	47	7482
508	Sheffield	10590	85293	103602	114	09	25175
515	York	96724	47778	57111	174	60	12387
568	Carlisle	67198	36159	41566	51	38	9277
575	Kendal	151293	34677	36564	..	16	7301
582	Merthyr Tydfil	112886	52863	76813	1682	97	18344
		1663288	1930371	2243183	8193	3840	532590

1849.—DEATHS FROM CHOLERA AND DIARRHŒA ON EACH DAY OF THE MOST FATAL MONTHS.

PORTSEA ISLAND AND ALVERSTOKE.										SALISBURY.					
Day of Month.	July.		August.		September.		October.		Day of Month.	July.		August.		September.	
	Cholera.	Diarrhoea.	Cholera.	Diarrhoea.	Cholera.	Diarrhoea.	Cholera.	Diarrhoea.		Cholera.	Diarrhoea.	Cholera.	Diarrhoea.	Cholera.	Diarrhoea.
1	5	..	6	3	3	..	1	5	..	1	..
2	1	1	7	..	7	1	1	1	2	..	1	4	2	2	1
3	..	1	8	..	7	1	3	3	3	2	1
4	1	1	9	3	9	1	4	2	1
5	4	1	10	5	2	2	5	1
6	8	1	3	1	7	3	1	1	6	2	..	1	..
7	7	1	4	1	6	1	7	2
8	8	1	..	1	5	..	2	1	8	3
9	17	..	4	..	4	3	1	1	9
10	19	..	4	..	5	1	1	1	10	..	2	1	1
11	9	3	2	..	6	3	11	1	..	1	..
12	16	..	5	1	8	1	12	1	..
13	13	2	6	1	5	..	1	1	13	3	1	1	..
14	26	3	9	2	3	2	14	3	1
15	22	..	5	..	2	2	15	1
16	34	1	4	..	2	16	2
17	22	3	1	1	4	17	1	2
18	34	2	1	1	6	1	18	1
19	24	1	6	1	3	2	19
20	18	..	4	2	7	1	..	1	20	1	3	1	1
21	25	1	3	1	3	1	21
22	15	3	3	1	2	2	22
23	16	..	6	3	23
24	11	..	5	1	..	1	24	1
25	17	3	4	1	3	1	25
26	8	1	2	..	2	1	26	1
27	10	2	4	1	27	10
28	6	3	8	1	2	1	..	1	28	2	1	2
29	12	2	7	1	..	1	29	3	1
30	5	2	3	1	4	30	4	2	1
31	7	1	3	1	31	6	..	1
Month	415	38	138	25	115	41	16	19	Month	110	14	44	7	11	8

1849.—DEATHS from CHOLERA and DIARRHŒA on each Day of the most Fatal Months.

PLYMOUTH, EAST STONEHOUSE, AND STOKE DAMERL.				BRISTOL, CLIFTON, AND BEDMINSTER.					
Day of Month.	July.		August.		September.		October.		
	Cholera.	Diarrhoea.	Cholera.	Diarrhoea.	Cholera.	Diarrhoea.	Cholera.	Diarrhoea.	
1	..	1	18	1	16	1	1	19	2
2	1	..	18	1	22	29	3
3	1	..	17	..	22	1	1	35	1
4	2	..	18	2	16	1	1	38	5
5	1	..	21	1	23	31	2
6	25	..	24	12	..
7	3	1	16	4	23	1	6	24	1
8	3	1	17	..	24	..	1	17	3
9	5	..	21	..	25	..	7	33	..
10	9	1	34	1	31	1	4	30	1
11	9	..	38	..	23	..	1	26	..
12	6	..	39	..	26	33	7
13	11	..	49	1	21	..	1	17	..
14	10	1	34	1	16	1	2	13	4
15	13	2	37	3	20	1	5	29	2
16	7	3	35	..	40	2	2	16	4
17	7	1	27	1	32	2	..	7	2
18	16	..	38	1	36	1	2	19	1
19	15	1	37	2	19	1	3	10	..
20	5	2	33	..	17	..	11	15	..
21	13	..	28	2	16	2	..	10	2
22	8	..	27	1	13	2	14	11	1
23	12	..	28	..	14	2	6	8	3
24	8	..	26	1	15	..	1	12	1
25	12	2	25	..	7	..	19	13	1
26	7	1	21	1	14	..	9	9	..
27	14	..	15	..	2	..	12	8	2
28	7	1	30	2	7	2	17	5	..
29	9	..	17	2	5	1	14	15	..
30	17	..	20	14	6	3
31	13	1	8	10	..	1
Month	244	19	807	28	582	24	60	112	34

1849.—DEATHS FROM CHOLERA and DIARRHŒA on each Day of the most Fatal Months.

1849.—DEATHS FROM CHOLERA AND DIARRHOEA ON EACH DAY

WOLVERHAMPTON AND DUDLEY.				LIVERPOOL AND WEST DERBY.													
Day of Month.	August.		September.		October.		November.		Day of Month.	June.		July.		August.		September.	
	Cholera.	Diarrhoea.	Cholera.	Diarrhoea.	Cholera.	Diarrhoea.	Cholera.	Diarrhoea.		Cholera.	Diarrhoea.	Cholera.	Diarrhoea.	Cholera.	Diarrhoea.	Cholera.	Diarrhoea.
1	..	1	26	3	26	5	7	2	1	9	2	24	10	72	4	60	12
2	..	3	37	2	35	5	3	..	2	8	2	39	8	67	8	63	10
3	42	2	40	5	4	2	3	12	3	26	4	45	11	64	9
4	..	2	70	5	21	..	2	..	4	8	1	38	9	43	13	65	9
5	1	2	68	5	21	..	6	4	5	7	..	28	10	47	6	93	10
6	..	2	61	5	24	..	5	1	..	7	..	28	8	47	11	82	8
7	1	4	56	4	14	4	5	..	7	12	2	33	4	43	11	65	6
8	2	2	60	3	16	6	..	2	8	10	2	27	12	61	11	75	14
9	3	..	67	8	14	2	..	1	9	10	1	21	9	69	11	62	14
10	1	2	52	10	9	4	1	3	10	8	5	25	4	90	5	55	11
11	2	1	42	2	13	..	4	..	11	13	2	38	7	87	14	54	7
12	2	5	67	10	8	1	3	3	12	18	8	37	11	75	9	43	10
13	1	..	55	10	5	3	2	2	13	25	9	43	9	103	5	53	12
14	3	..	57	4	9	3	14	19	3	39	4	78	9	43	12
15	4	..	49	6	3	2	3	3	15	15	9	37	5	91	13	34	7
16	2	1	37	9	3	7	16	20	1	47	4	76	11	30	10
17	5	4	34	6	1	8	2	2	17	12	5	57	7	77	16	29	5
18	3	..	35	3	4	5	1	3	18	17	5	67	14	72	14	31	12
19	3	3	35	4	3	1	19	25	5	52	5	69	16	32	10
20	9	4	26	4	3	2	2	..	20	17	2	71	5	51	8	16	4
21	9	4	25	9	9	2	1	..	21	14	2	59	17	47	11	20	7
22	2	4	27	4	5	3	3	..	22	23	4	41	12	63	7	17	6
23	5	1	20	5	3	5	1	..	23	24	7	44	7	62	9	15	6
24	5	3	17	3	2	4	1	2	24	24	2	44	9	55	6	18	6
25	10	1	23	7	1	5	2	1	25	25	4	55	9	69	8	20	11
26	8	1	23	7	2	2	..	2	26	28	5	54	9	61	7	12	4
27	11	3	25	9	4	2	27	28	2	57	13	66	9	20	6
28	16	5	32	6	3	2	..	2	28	28	5	52	10	51	8	20	4
29	28	2	22	4	1	3	1	1	29	28	5	50	9	43	15	25	7
30	23	2	26	3	4	4	30	25	7	47	8	61	7	15	6
31	20	1	..	1	31	50	10	..	13
Month	176	62	1214	162	309	94	63	37	Month	516	104	1330	256	1984	306	1231	249

1849.—DEATHS FROM CHOLERA AND DIARRHŒA ON EACH DAY OF THE MOST FATAL MONTHS.

MANCHESTER, CHORLTON, AND SALFORD.										LEEDS AND HUNSLLET.									
Day of Month.	July.		August.		September.		October.		Day of Month.	July.		August.		September.		October.		November.	
	Cholera.	Diarrhoea.	Cholera.	Diarrhoea.	Cholera.	Diarrhoea.	Cholera.	Diarrhoea.		Cholera.	Diarrhoea.	Cholera.	Diarrhoea.	Cholera.	Diarrhoea.	Cholera.	Diarrhoea.	Cholera.	Diarrhoea.
1	2	3	1	13	21	16	22	11	1	1	32	3	37	9	3	3	1
2	3	4	2	7	13	14	35	7	2	40	4	31	4
3	..	1	2	13	20	7	27	4	3	..	1	1	40	2	22	3	2
4	..	2	4	11	14	14	21	11	4	50	2	28	4	1	1	..
5	..	5	1	12	38	8	13	5	5	1	79	6	22	6	1
6	1	..	1	8	44	14	8	9	6	3	79	4	22	4	1
7	..	1	2	10	23	7	11	6	7	5	89	3	21	8	1
8	..	1	3	6	34	11	6	6	8	1	1	2	75	8	15	2	3
9	1	3	3	9	33	16	4	4	9	1	89	5	17	6	1	1	1
10	1	3	5	10	33	19	8	5	10	70	8	12	4	1	1	..
11	..	2	4	12	40	15	5	9	11	14	49	4	9	3	1
12	1	4	10	10	37	17	7	6	12	8	64	6	10	1	1
13	..	5	9	17	45	10	2	3	13	14	82	1	13	2
14	..	5	9	8	38	15	3	4	14	14	53	2	5	4
15	..	9	11	16	23	6	5	6	15	..	1	14	48	5	2	1	1
16	1	10	4	16	22	13	3	4	16	..	2	18	49	4	3	1
17	1	9	7	12	22	10	3	4	17	..	1	21	36	5	6	3
18	..	14	8	16	43	13	4	4	18	3	1	18	50	5	5
19	1	11	6	21	33	9	2	4	19	1	2	15	46	7	2	3
20	3	11	10	16	27	8	1	3	20	1	..	16	44	8	5	..	1	1	..
21	..	8	5	11	27	11	1	2	21	..	2	18	27	4	2
22	2	13	11	12	32	19	2	5	22	1	2	17	38	4	4	4	1	1	1
23	4	15	8	12	27	11	2	2	23	1	2	25	39	3	1	2
24	2	17	10	11	30	13	..	3	24	..	2	25	35	9
25	3	11	9	8	28	12	2	3	25	1	..	22	38	6	3	1
26	2	16	7	10	34	7	1	2	26	22	44	7	3
27	4	10	7	6	35	9	1	3	27	1	1	15	43	7	1	..	1	1	1
28	7	9	5	14	37	4	2	2	28	2	2	20	45	5	1
29	3	7	14	12	24	6	..	2	29	1	1	27	31	4	1	2	2
30	..	11	17	14	29	7	1	..	30	2	1	32	39	8	5	1
31	2	11	16	13	1	4	31	4	1	19	1
Month	44	228	204	362	920	342	205	145	Month	23	25	426	60	1543	149	309	78	14	15

1849.—DEATHS from CHOLERA and DIARRHŒA on each Day of the most Fatal Months.

1849.—DEATHS FROM CHOLERA AND DIARRHOEA.

HULL AND SOULCOATES.

Day of Month.	July.		August.		September.		October.	
	Cholera.	Diarrhoea.	Cholera.	Diarrhoea.	Cholera.	Diarrhoea.	Cholera.	Diarrhoea.
1	2	..	50	2	11	2
2	..	1	40	8	8	3
3	..	1	1	2	43	5	11	5
4	2	..	61	2	9	2
5	2	..	91	4	8	2
6	..	1	2	..	97	4	5	2
7	1	..	2	..	69	6	4	6
8	1	..	3	2	68	8	..	2
9	1	..	2	..	77	9	1	1
10	2	..	3	1	62	13	4	1
11	3	1	6	2	58	10	1	2
12	5	1	5	1	43	6	2	4
13	9	1	72	4	..	1
14	1	..	12	..	40	14	2	2
15	3	..	5	3	41	8	..	2
16	2	1	8	1	30	11	..	3
17	1	..	19	..	42	6	1	1
18	2	5	9	1	39	9	2	..
19	..	1	15	3	35	5	2	1
20	3	..	14	2	27	2	..	2
21	2	..	21	4	22	4
22	..	3	14	1	18	6	..	2
23	4	..	15	3	26	2	..	1
24	2	..	18	2	23	6	..	1
25	4	1	31	3	27	9	..	1
26	1	1	26	2	25	6	..	1
27	1	1	27	3	28	3	..	1
28	1	..	33	2	25	2
29	4	..	34	3	13	7
30	33	2	15	5	1	..
31	1	1	32	5
Month	45	18	455	49	1307	188	70	48

TYNEMOUTH, SOUTH SHIELDS, NEWCASTLE-UPON-TYNE, AND SUNDERLAND.

Day of Month.	July.		August.		September.		October.	
	Cholera.	Diarrhoea.	Cholera.	Diarrhoea.	Cholera.	Diarrhoea.	Cholera.	Diarrhoea.
1	2	1	2	2	25	2	28	..
2	1	..	2	1	24	3	33	2
3	3	..	26	4	17	2
4	2	..	1	..	24	3	21	8
5	3	..	39	5	19	4
6	1	..	4	1	23	2	18	3
7	1	..	1	..	21	8	14	9
8	1	1	1	..	16	2	12	2
9	2	2	24	5	14	3
10	..	2	7	3	35	3	13	1
11	2	..	7	..	39	..	11	3
12	1	..	9	4	35	5	13	3
13	5	3	28	4	7	2
14	1	1	11	2	35	5	14	1
15	7	1	21	3	6	2
16	1	..	7	2	35	6	4	2
17	2	1	9	5	28	1	9	..
18	1	..	10	4	15	2	6	2
19	1	..	3	3	16	5	5	1
20	..	3	11	2	9	3	5	1
21	1	1	13	4	23	4	1	2
22	2	..	14	2	27	..	2	..
23	20	2	15	4	4	..
24	1	..	15	4	24	3	6	..
25	4	1	11	2	19	2	4	2
26	1	1	11	1	19	4	6	..
27	1	..	26	1	15	3	5	2
28	1	1	3	2	14	..	9	..
29	4	..	34	3	15	3	4	2
30	33	2	15	2
31	1	1	32	5	2	1
Month	45	18	455	49	1307	188	70	48

DEATHS from DIARRHŒA, DYSENTERY, and CHOLERA, registered in LONDON.
(From the Weekly Tables.)

Number of Week.	1840	1841	1842	1843	1844	1845	1846	1847	1848	1849	Total (1840-49)	1850
1	4	11	5	15	10	6	12	14	22	78	177	15
2	6	7	13	3	6	8	21	16	27	126	233	24
3	8	3	7	5	12	14	15	24	31	90	209	16
4	9	8	12	4	8	17	10	15	27	67	177	17
5	7	5	10	6	6	7	7	13	21	71	153	26
6	8	4	6	11	7	8	15	19	29	92	199	24
7	5	3	4	8	10	9	17	16	21	76	169	18
8	6	12	7	8	8	8	6	21	25	65	166	24
9	3	7	10	11	13	10	17	12	20	58	161	22
10	7	4	7	8	6	11	8	21	15	36	123	10
11	5	12	9	6	6	3	4	11	23	32	111	21
12	2	2	7	9	7	12	5	18	17	26	105	23
13	4	6	3	12	13	14	9	15	19	25	120	18
14	3	6	5	8	5	7	7	19	11	17	88	17
15	1	11	6	8	5	7	4	12	23	19	96	14
16	5	6	4	6	9	8	13	20	13	24	108	22
17	4	9	4	5	3	7	12	24	14	19	101	15
18	6	4	5	4	9	7	7	19	25	26	112	10
19	3	5	3	3	13	8	12	16	13	16	92	9
20	3	4	3	6	6	9	6	13	15	19	84	14
21	4	8	9	6	8	9	16	16	16	29	121	13
22	9	4	2	6	8	11	12	19	21	28	120	19
23	11	8	5	5	7	5	8	15	27	47	138	24
24	5	7	13	7	10	6	12	23	31	80	194	19
25	10	3	10	4	12	6	31	26	37	68	207	22
26	10	3	10	7	15	13	40	23	51	157	329	36
27	11	10	13	7	13	15	76	17	69	206	437	45
28	14	10	15	14	21	30	98	38	79	439	758	47
29	16	15	20	21	45	30	149	47	124	824	1291	61
30	19	12	32	21	57	50	187	67	213	1021	1679	125
31	20	10	57	19	71	41	218	125	175	1124	1860	154
32	39	17	61	35	71	50	238	128	147	1011	1797	170
33	30	19	101	45	50	48	180	188	114	1436	2211	151
34	26	20	87	50	36	42	169	172	84	1535	2221	127
35	29	26	88	75	31	38	148	157	104	1906	2602	132
36	51	42	60	69	27	38	126	135	86	2315	2949	93
37	38	34	50	80	24	46	87	139	61	1985	2544	89
38	28	32	40	98	34	38	83	117	72	1100	1642	63
39	30	29	25	95	25	52	62	107	60	610	1095	64
40	16	19	29	89	17	36	54	73	72	434	839	54
41	10	17	18	64	22	25	62	57	69	215	559	58
42	7	20	17	59	16	33	40	39	82	104	417	41
43	12	13	13	42	10	27	37	37	80	76	347	33
44	4	11	7	27	14	18	30	33	107	51	302	25
45	6	6	12	14	15	17	20	37	95	35	257	21
46	5	7	4	24	16	16	21	28	87	30	238	22
47	3	3	7	16	10	11	22	26	67	19	184	21
48	6	6	10	13	8	15	17	39	47	21	182	14
49	6	12	7	6	5	10	18	33	46	19	162	25
50	3	7	5	8	12	9	24	28	54	20	170	15
51	2	5	8	10	13	8	26	35	49	20	176	19
52	3	7	8	8	10	10	18	15	62	11	152	32
	582	571	973	1190	895	983	2536	*2377	2899	17958	30964	2193

* The returns for 1847 extend over 53 weeks; in this Table the 53rd week (in which 23 deaths were returned) is excluded.

TABLE showing the ELEVATION of the DWELLINGS above HIGH-WATER MARK, the AREA, the NUMBER and VALUE of the HOUSES, the POPULATION 1841 and 1849, and the NUMBER of DEATHS REGISTERED from CHOLERA in each DISTRICT of LONDON.

TABLE showing the Elevation of the Dwellings above High-water Mark, the Area, the Number and Value of the Houses, the Population, the Number of Deaths Registered from Cholera in each District of London.

LONDON DISTRICTS.	Elevation in feet above High-water Mark, (Trinity.)	Area in Acres.	Houses, 1841, (June 7.)		Annual Value of Houses, (Year ending April 5th, 1843.)	Population.		Deaths Registered from Cholera during the Year 1849.
			Inhabited.	Inhabited and uninhabited.		In the middle of 1841.	In the middle of 1849.	
LONDON	39	77964	262737	274061	£. 10901715	1950464	2280282	14137
London (excluding Hampstead, Wandsworth and Lewisham)	38	46793	250901	261692	10538220	1877293	2187965	13548
MIDDLESEX (part of.)								
WEST DISTRICTS:—								
Kensington	44	7374	10962	11447	488188	75077	110491	260
Chelsea	12	865	5648	5826	169679	40309	53379	247
St. George Hanover Square	34	1161	7630	7969	878690	66723	71672	131
Westminster	2	917	6439	6647	238164	56854	64109	437
St. Martin-in-the-Fields	35	305	2439	2509	297665	25132	24557	91
St. James Westminster	43	164	3590	3708	474528	37457	36426	57
NORTH DISTRICTS:—								
Marylebone	100	1509	14169	14752	1050664	138497	153960	261
Hampstead	350	2252	1411	1483	58743	10120	11572	9
St. Pancras	80	2716	14766	15345	633974	130165	160122	360
Islington	88	3127	8508	8801	307286	55936	86761	187
Hackney	55	3929	7192	7510	186415	42392	55152	139
CENTRAL DISTRICTS:—								
St. Giles	68	245	4959	5145	306439	54378	54062	285
Strand	50	174	4327	4864	321999	43667	44254	156
Holborn	53	196	4603	4993	261970	44532	46134	161
Clerkenwell	63	315	6946	7155	235324	56873	63499	121
St. Luke	48	220	6385	6628	186256	49926	53234	183
East London	42	153	4796	5032	191558	39718	43495	182*
West London	28	136	3010	3347	217562	29188	28829	429*
London City	38	434	7921	8494	990008	56009	55816	207*

EAST DISTRICTS:—

Shoreditch	48	646	12642	13098	259596	83669	104122	789
Bethnal Green	36	760	11782	12178	109937	74296	87263	789
Whitechapel	28	406	8834	9329	243657	71926	78590	506
St. George in the East	15	243	5985	6228	196942	41432	47334	199
Stepney	16	1257	14364	14921	301888	90966	106988	501
Poplar	10	2918	5066	5247	229751	31216	44103	313

SURREY (part of.)

SOUTH DISTRICTS:—

St. Saviour	2	250	4659	4841	174732	33027	35227	539
St. Olave	2	169	2523	2614	90583	19869	19278	349
Bermondsey	0	688	5674	5937	107821	35041	45500	734
St. George Southwark	0	282	6663	7020	155175	46763	50900	836
Newington	—	624	9370	9627	207460	54770	63074	907
Lambeth	3	4015	17791	18335	510341	116289	134768	1618
Wandsworth	22	11695	6459	6730	193395	39969	48446	484
Camberwell	4	4342	6843	7121	180418	40035	51704	504
Rotherhithe	0	886	2420	2532	59072	13940	17208	352

KENT (part of):—

Greenwich	8	5367	11995	12492	274478	81231	95954	718
Lewisham	28	17224	3966	4156	111357	23082	32299	96

Paddington	76	1277	3479	3700	236263	25271	41267	35
Hammersmith, Brompton, Kensington, and Fulham	12	6097	7483	7747	251925	49692	68425	225
Hanover Square and May Fair	49	581	3847	3994	611238	36482	33196	26
Belgrave	19	580	3783	3975	267452	30136	37918	105

Columns

1	2	3	4	5	6	7	8
---	---	---	---	---	---	---	---

* The deaths registered from cholera in the district of West London include those occurring in St. Bartholomew's Hospital. In calculating the mortality, a correction has been made for the purpose of distributing a due proportion of the deaths in the hospital over the districts of East London, West London, and London City. For this purpose, the researches of J. Simon, Esq., the Health Officer of the City, were made use of: the number of deaths from cholera thus corrected were, in East London, 197; West London, 278; and London City, 213.

NOTE.—Columns 1 and 2 have been estimated for the Registrar-General by Captain Dawson, R.E., of the Tithe Commission. Columns 3 and 4 are extracted from the Appendix to the Ninth Annual Report (folio) of the Registrar-General, pages 118–124. Column 5 is obtained from the Return of Real Property Assessed to the Property and Income Tax for the year ending April 5, 1843. Column 6 is obtained by raising the population enumerated, June 6–7, 1841, to the middle of the year 1841; and column 7 by reducing the population enumerated March 31, 1851, to the middle of 1849, by employing the same rate of increase as was found to have existed between the two censuses, 1841 and 1851.

The estimated population of each district has been separately calculated according to the rates of increase ascertained to have existed in such district. In some central and well-covered districts (St. Martin in the Fields—St. James, Westminster—St. Giles—West London—and Hanover Square and May Fair,) the population during the 10 years 1841–51 was found either to have decreased or to have increased but slightly; no rate of increase has therefore been applied to the population of these districts as given in the above Table.

The number of houses in Hampstead was 1796 in March 1851; the Registrar, Mr. Faxon, after special inquiries, finds that, in January 1850, only 206 houses are supplied by the West Middlesex Company.

AVERAGE OF THE RESULTS IN THE DISTRICTS WHICH SUFFERED THE HIGHEST AND LOWEST MORTALITY FROM CHOLERA IN THREE GROUPS OF DISTRICTS.

Supply of Water from	10 highest 10 lowest	65.9 29.7	262.0 227.2	29.9 53.8	150.0 124.6	7.62 8.03	33.6 54.3	4.4694 7.0232	.0787 .0509
New River, Rivers Lea and Ravensbourne . . .									
Thames, between Battersea and Waterloo Bridges.	6 highest 6 lowest	168 77	269 228	$\frac{1}{2}$ 10	104 41	6.6 7.1	26 36	4.045 5.168	.099 .051
THAMES, AT KEW AND HAMMERSMITH . . .	3 highest 3 lowest	22 8	222 193	52 158	112 31	8.9 8.0	77 86	8.442 10.636	.035 .029

(1.) THE DISTRICTS OF LONDON ARRANGED IN THE ORDER OF THEIR MORTALITY FROM CHOLERA.

DISTRICTS.	Initials of Water Companies (See Note.)	Deaths from Cholera, in 1849, to 10,000 Inhabitants.	Annual Deaths from all Causes in 1838-44, to 10,000 Inhabitants.	Estimated Elevation above Trinity High-water Mark.	Persons to an Acre.	Persons to an Inhabited House.	Average Annual Value of Houses in £.	Annual Value of House and Shop-room to each Person in £.	Poor Rate in the £. of House Rent 1842-3.
		c	m	e	d	$\frac{p}{h'}$	$\frac{v}{h}$	$\frac{v}{p}$	$\frac{r}{v}$
1. Rotherhithe	S. K.	205	277	0	19	5.8	23	4.238	.143
2. St. Olave	S.	181	281	2	114	7.9	35	4.559	.079
3. St. George, Southwark	S. L.	164	267	0	181	7.0	22	3.318	.089
4. Bermondsey	S.	161	264	0	66	6.2	18	3.077	.134
5. St. Saviour	S. L.	153	292	2	141	7.1	36	5.291	.076
6. Newington	S. L.	144	232	—	101	5.8	22	3.788	.075
7. Lambeth	S. L.	120	233	3	34	6.5	28	4.389	.072
8. Wandsworth	S.	100*	198	22	4	6.2	29	4.839	.072
9. Camberwell	S. L.	97	197	4	12	5.8	25	4.508	.038
10. West London	N. R.	96	302	28	212	9.7	65	7.454	.067
11. Bethnal Green	E. L.	90	239	36	115	6.3	9	1.480	.136

[illegible]

* Excluding the Deaths which occurred in Drouet's Asylum for infant paupers, the mortality of the Wandsworth districts was at the rate of 72 deaths to 10000 persons living.
† Only a very small part of Hampstead is supplied by the West Middlesex.

+ Only a very small part of Hampstead is supplied by the West Middlesex.

Note.—S. = Southwark; K. = Kent; L. = Lambeth; N.R. = New River; E.L. = East London; C. = Chelsea; W.M. = West Middlesex; G.J. = Grand Junction; H. = Hampstead, Water Companies.

AVERAGE of the RESULTS in the DISTRICTS in which the ELEVATION in Feet above HIGH-WATER MARK, was HIGHEST and LOWEST in THREE GROUPS of DISTRICTS.

Supply of Water from	10 lowest 10 highest	59.0 36.6	246.8 242.4	24.2 59.5	104.6 170.0	7.35 8.30	48.1 39.8	6.5477 4.9449	.0709 .0587
New River, Rivers Lea and Ravensbourne . . .	6 lowest	168	269	3	104	6.6	26	4.045	.099
	6 highest	77	228	10	40	7.1	36	5.168	.051
Thames between Battersea and Waterloo Bridges	3 lowest	19	206	35	97	8.8	105	11.498	.027
	3 highest	11	209	175	46	8.1	58	7.580	.041
THAMES AT KEW AND HAMMERSMITH . . .									

(2.) The DISTRICTS of LONDON arranged in the order of their ELEVATION above TRINITY HIGH-WATER MARK.

DISTRICTS.	Initials of Water Companies. (See Note.)	Deaths from Cholera in 1849, to 10000 Inhabitants.	Annual Deaths from all Causes, in 1838-44, to 10000 Inhabitants.	Estimated Elevation above Trinity High- water Mark.	Persons to an Acre.	Persons to an Inhabited house.	Average Annual Value of Houses in £.	Average Value of House and Shop, room to each person in £.	Poor Rate in the £. of House Rent, 1842-43.
1. Newington	S. L.	144	232	— 2	101	5.8	22	3.788	.075
2. Rotherhithe	S. K.	205	277	0	19	5.8	23	4.238	.143
3. Bermondsey	S.	161	264	0	66	6.2	18	3.077	.134
4. St. George, Southwark	S. L.	164	267	0	181	7.0	22	3.318	.089
5. St. Olave.	S.	181	281	2	114	7.9	35	4.559	.079
6. St. Saviour	S. L.	153	292	2	141	7.1	36	5.291	.076
7. Westminster	C.	68	260	2	70	8.8	36	4.189	.039
8. Lambeth	S. L.	120	233	3	34	6.5	28	4.389	.072
9. Camberwell	S. L.	97	197	4	12	5.8	25	4.508	.038
10. Greenwich	K.	75	238	8	18	6.8	22	3.379	.081
11. Poplar.	EL.	71	241	10	15	6.2	44	7.360	.060

12. <i>Chelsea</i>	C.	46	287	12	62	7.1	29	4.210	.067
13. KENSINGTON (except PADDINGTON)	WM. C. GJ.	33	228	12	11	6.6	33	5.070	.039
14. St. George in the East	EL.	42	289	15	195	6.9	32	4.753	.080
15. Stepney	EL.	47	242	16	85	6.3	20	3.319	.066
16. <i>Belgrave</i>	C.	28	194	19	65	8.0	67	8.875	.018
17. <i>Wandsworth</i>	S.	100	198	22	4	6.2	29	4.839	.072
18. West London.	NR.	96	302	28	212	9.7	65	7.454	.067
19. Whitechapel	EL.	64	290	28	194	8.1	26	3.388	.075
20. Lewisham.	K.	30	173	28	2	5.8	27	4.824	.049
21. St. Martin	NR.	37	240	35	81	10.3	119	11.844	.039
22. Bethnal Green	EL.	90	239	36	115	6.3	9	1.480	.136
23. London City	NR.	38	214	38	129	7.1	117	17.676	.056
24. East London	NR.	45	259	42	284	8.3	38	4.823	.088
25. St. James, WESTMINSTER	GJ. NR.	16	212	43	222	10.4	128	12.669	.023
26. Shoreditch	NR. EL.	76	251	48	161	6.6	20	3.103	.082
27. St. Luke	NR.	34	276	48	242	7.8	28	3.731	.081
28. HANOVER SQUARE AND MAY FAIR	GJ.	8	179	49	57	9.5	153	16.754	.018
29. Strand	NR.	35	242	50	254	10.1	66	7.374	.047
30. Holborn	NR.	35	266	53	235	9.7	52	5.883	.034
31. Hackney	NR. EL.	25	197	55	14	5.9	25	4.397	.074
32. Clerkenwell	NR.	19	242	63	202	8.2	33	4.138	.057
33. St. Giles	NR.	53	269	68	221	11.0	60	5.635	.052
34. PADDINGTON.	GJ.	8	197	76	32	7.3	64	9.349	.039
35. Pancras	NR. H. WM.	22	222	80	59	8.8	41	4.871	.042
36. Islington	NR.	22	200	88	28	6.6	35	5.494	.030
37. MARYLEBONE	WM.	17	227	100	102	9.8	71	7.586	.043
38. HAMPSTEAD	WM.*	8	202	350	5	7.2	40	5.804	..
Sums of	19 lowest	1895	4812	181	1599	132.8	612	90.004	1.370
	19 highest	618	4307	1350	2445	156.7	1126	137.435	.990
Mean of	19 lowest	100	253	10	84	7.0	32	4.737	.072
	19 highest	33	226	71	129	8.2	59	7.233	.055

* Only a very small part of Hampstead is supplied by the West Middlesex.

Note.—S. = Southwark; K. = Kent; L. = Lambeth; NR. = New River; EL. = East London; C. = Chelsea; WM. = West Middlesex; GJ. = Grand Junction; H. = Hampstead, Water Companies.

AVERAGE of the RESULTS in the DISTRICTS in which the DENSITY of POPULATION (Persons to an Acre) was GREATEST and LEAST in THREE GROUPS of DISTRICTS.

Supply of Water from	DISTRICTS.	Initials of Water Companies. (See Note.)	Deaths from Cholera, in 1849, to 10000 Inhabitants.	Annual Deaths from all Causes in 1838-44 to 10000 Inhabitants.	Estimated Elevation above Trinity High-water Mark.	Persons to an Acre.	Persons to an Inhabited House.	Average Annual Value of Houses in £.	Annual Value of House and Shop-room to each Person in £.	Poor Rate in the £. of House Rent, 1842-3.
New River, Rivers Lea and Ravensbourne . . .	{	{	{	{	{	{	{	{	{	{
Thames between Battersea and Waterloo Bridges . . .	{	{	{	{	{	{	{	{	{	{
THAMES AT KEW AND HAMMERSMITH . . .	{	{	{	{	{	{	{	{	{	{

(3.) THE DISTRICTS of LONDON arranged in the ORDER of their DENSITY of POPULATION.

DISTRICTS.	Initials of Water Companies. (See Note.)	Deaths from Cholera, in 1849, to 10000 Inhabitants.	Annual Deaths from all Causes in 1838-44 to 10000 Inhabitants.	Estimated Elevation above Trinity High-water Mark.	Persons to an Acre.	Persons to an Inhabited House.	Average Annual Value of Houses in £.	Annual Value of House and Shop-room to each Person in £.	Poor Rate in the £. of House Rent, 1842-3.
1. East London . . .	NR.	45	259	42	284	8.3	38	4.823	.088
2. Strand . . .	NR.	35	242	50	254	10.1	66	7.374	.047
3. St. Luke . . .	NR.	34	276	48	242	7.8	28	3.731	.081
4. Holborn . . .	NR.	35	266	53	235	9.7	52	5.883	.034
5. St. JAMES WESTMINSTER . . .	GJ. NR.	16	212	43	222	10.4	128	12.669	.023
6. St. Giles . . .	NR.	53	269	68	221	11.0	60	5.635	.052
7. West London . . .	NR.	96	302	28	212	9.7	65	7.454	.067
8. Clerkenwell . . .	NR.	19	242	63	202	8.2	33	4.138	.057
9. St. George, East . . .	EL.	42	289	15	195	6.9	32	4.753	.080
10. Whitechapel . . .	EL.	64	290	28	194	8.1	26	3.388	.075
11. St. George, Southwark . . .	S. L.	164	267	0	181	7.0	22	3.318	.089
12. Shoreditch . . .	NR. EL.	76	251	48	161	6.6	20	3.103	.082

13. <i>St. Saviour</i></
------------------------	---	---	---	---	---	---	---	---	---	---	---	---	---	---	---	---	---	---	---	---	---	---	---	---	---	---	---	---	---	---	---	---	---	---	---	---	---	---	---	---	---	---	---	---	---	---	---	---	---	---	---	---	---	---	---	---	---	---	---	---	---	---	---	---	---	---	---	---	---	---	---	---	---	---	---	---	---	---	---	---	---	---	---	---	---	---	---	---	---	---	---	---	---	---	---	---	---	---	---	---	---	---	---	---	---	---	---	---	---	---	---	---	---	---	---	---	---	---	---	---	---	---	---	---	---	---	---	---	---	---	---	---	---	---	---	---	---	---	---	---	---	---	---	---	---	---	---	---	---	---	---	---	---	---	---	---	---	---	---	---	---	---	---	---	---	---	---	---	---	---	---	---	---	---	---	---	---	---	---	---	---	---	---	---	---	---	---	---	---	---	---	---	---	---	---	---	---	---	---	---	---	---	---	---	---	---	---	---	---	---	---	---	---	---	---	---	---	---	---	---	---	---	---	---	---	---	---	---	---	---	---	---	---	---	---	---	---	---	---	---	---	---	---	---	---	---	---	---	---	---	---	---	---	---	---	---	---	---	---	---	---	---	---	---	---	---	---	---	---	---	---	---	---	---	---	---	---	---	---	---	---	---	---	---	---	---	---	---	---	---	---	---	---	---	---	---	---	---	---	---	---	---	---	---	---	---	---	---	---	---	---	---	---	---	---	---	---	---	---	---	---	---	---	---	---	---	---	---	---	---	---	---	---	---	---	---	---	---	---	---	---	---	---	---	---	---	---	---	---	---	---	---	---	---	---	---	---	---	---	---	---	---	---	---	---	---	---	---	---	---	---	---	---	---	---	---	---	---	---	---	---	---	---	---	---	---	---	---	---	---	---	---	---	---	---	---	---	---	---	---	---	---	---	---	---	---	---	---	---	---	---	---	---	---	---	---	---	---	---	---	---	---	---	---	---	---	---	---	---	---	---	---	---	---	---	---	---	---	---	---	---	---	---	---	---	---	---	---	---	---	---	---	---	---	---	---	---	---	---	---	---	---	---	---	---	---	---	---	---	---	---	---	---	---	---	---	---	---	---	---	---	---	---	---	---	---	---	---	---	---	---	---	---	---	---	---	---	---	---	---	---	---	---	---	---	---	---	---	---	---	---	---	---	---	---	---	---	---	---	---	---	---	---	---	---	---	---	---	---	---	---	---	---	---	---	---	---	---	---	---	---	---	---	---	---	---	---	---	---	---	---	---	---	---	---	---	---	---	---	---	---	---	---	---	---	---	---	---	---	---	---	---	---	---	---	---	---	---	---	---	---	---	---	---	---	---	---	---	---	---	---	---	---	---	---	---	---	---	---	---	---	---	---	---	---	---	---	---	---	---	---	---	---	---	---	---	---	---	---	---	---	---	---	---	---	---	---	---	---	---	---	---	---	---	---	---	---	---	---	---	---	---	---	---	---	---	---	---	---	---	---	---	---	---	---	---	---	---	---	---	---	---	---	---	---	---	---	---	---	---	---	---	---	---	---	---	---	---	---	---	---	---	---	---	---	---	---	---	---	---	---	---	---	---	---	---	---	---	---	---	---	---	---	---	---	---	---	---	---	---	---	---	---	---	---	---	---	---	---	---	---	---	---	---	---	---	---	---	---	---	---	---	---	---	---	---	---	---	---	---	---	---	---	---	---	---	---	---	---	---	---	---	---	---	---	---	---	---	---	---	---	---	---	---	---	---	---	---	---	---	---	---	---	---	---	---	---	---	---	---	---	---	---	---	---	---	---	---	---	---	---	---	---	---	---	---	---	---	---	---	---	---	---	---	---	---	---	---	---	---	---	---	---	---	---	---	---	---	---	---	---	---	---	---	---	---	---	---	---	---	---	---	---	---	---	---	---	---	---	---	---	---	---	---	---	---	---	---	---	---	---	---	---	---	---	---	---	---	---	---	---	---	---	---	---	---	---	---	---	---	---	---	---	---	---	---	---	---	---	---	---	---	---	---	---	---	---	---	---	---	---	---	---	---	---	---	---	---	---	---	---	---	---	---	---	---	---	---	---	---	---	---	---	---	---	---	---	---	---	---	---	---	---	---	---	---	---	---	---	---	---	---	---	---	---	---	---	---	---	---	---	---	---	---	---	---	---	---	---	---	---	---	---	---	---	---	---	---	---	---	---	---	---	---	---	---	---	---	---	---	---	---	---	---	---	---	---	---	---	---	---	---	---	---	---	---	---	---	---	---	---	---	---	---	---	---	---	---	---	---	---	---	---	---	---	---	---	---	---	---	---	---	---	---	---	---	---	---	---	---	---	---	---	---	---	---	---	---	---	---	---	---	---	---	---	---	---	---	---	---	---	---	---	---	---	---	---	---	---	---	---	---	---	---	---	---	---	---	---	---	---	---	---	---	---	---	---	---	---	---	---	---	---	---	---	---	---	---	---	---	---	---	---	---	---	---	---	---	---	---	---	---	---	---	---	---	---	---	---	---	---	---	---	---	---	---	---	---	---	---	---	---	---	---	---	---	---	---	---	---	---	---	---	---	---	---	---	---	---	---	---	---	---	---	---	---	---	---	---	---	---	---	---	---	---	---	---	---	---	---	---	---	---	---	---	---	---	---	---	---	---	---	---	---	---	---	---	---	---	---	---	---	---	---	---	---	---	---	---	---	---	---	---	---	---	---	---	---	---	---	---	---	---	---	---	---	---	---	---	---	---	---	---	---	---	---	---	---	---	---	---	---	---	---	---	---	---	---	---	---	---	---	---	---	---	---	---	---	---	---	---	---	---	---	---	---	---	---	---	---	---	---	---	---	---	---	---	---	---	---	---	---	---	---	---	---	---	---	---	---	---	---	---	---	-----

* Only a very small part of Hampstead is supplied by the West Middlesex.

Note.—S. = Southwark; K. = Kent; L. = Lambeth; NR. = New River; EL. = East London; C. = Chelsea; WM. = West Middlesex; GJ. = Grand Junction; H. = Hampstead, Water Companies.

AVERAGE RESULTS in the DISTRICTS in which the ANNUAL VALUE of HOUSE and SHOP-ROOM is GREATEST and LEAST, in THREE GROUPS of DISTRICTS.

Supply of Water from	DISTRICTS.	Initials of Water Companies. (See Note.)	Deaths from Cholera, in 1849, to 10000 Inhabitants.	Annual Deaths from all Causes, in 1838-44 to 10000 Inhabitants.	Estimated Elevation above Trinity High Water Mark.	Persons to an Acre.	Persons to an Inhabited House.	Average Annual Value of Houses, in £.	Annual Value of House and Shop-room to each Person in £.	Poor-Rate in the £ of House Rent, 1842-43.
			c	m	e	d	$\frac{p}{h'}$	$\frac{v}{h}$	$\frac{v}{p}$	$\frac{r}{v}$
New River, Rivers Lea and Ravensbourne	• • • • •	10 highest 10 lowest	43.9	236.9	47.8	123.6	8.53	62.6	7.8415	.0476
			51.7	252.3	35.9	151.0	7.12	25.3	3.6511	.0820
Thames between Battersea and Waterloo Bridges.	• • • • •	6 highest 6 lowest	113	233	9	62	6.9	37	5.410	.059
			131	265	2	83	6.8	25	3.803	.091
THAMES AT KEW AND HAMMERSMITH	• • • • •	3 highest 3 lowest	11	196	56	104	9.1	115	12.924	.027
			19	219	154	39	7.9	48	6.153	.041

(4.) The DISTRICTS of LONDON arranged in the order of the ANNUAL VALUE of HOUSE and SHOP-ROOM.

DISTRICTS.	Initials of Water Companies. (See Note.)	Deaths from Cholera, in 1849, to 10000 Inhabitants.	Annual Deaths from all Causes, in 1838-44 to 10000 Inhabitants.	Estimated Elevation above Trinity High Water Mark.	Persons to an Acre.	Persons to an Inhabited House.	Average Annual Value of Houses, in £.	Annual Value of House and Shop-room to each Person in £.	Poor-Rate in the £ of House Rent, 1842-43.
		c	m	e	d	$\frac{p}{h'}$	$\frac{v}{h}$	$\frac{v}{p}$	$\frac{r}{v}$
1. London City	NR.	38	214	38	129	7.1	117	17.676	.056
2. HANOVER SQUARE and MAY FAIR	GJ.	8	179	49	57	9.5	153	16.754	.018
3. ST. JAMES WESTMINSTER	GJ. NR.	16	212	43	222	10.4	128	12.669	.023
4. St. Martin	NR.	37	240	35	81	10.3	119	11.844	.039
5. PADDINGTON	GJ.	8	197	76	32	7.3	64	9.349	.039
6. Belgrave	C.	28	194	19	65	8.0	67	8.875	.018
7. MARYLEBONE	WM.	17	227	100	102	9.8	71	7.586	.043
8. West London.	NR.	96	302	28	212	9.7	65	7.454	.067
9. Strand.	NR.	35	242	50	254	10.1	66	7.374	.047
10. Poplar	EL.	71	241	10	15	6.2	44	7.360	.060
11. Holborn	NR.	35	266	53	235	9.7	52	5.883	.034

	WM.*	8	202	350	5	7.2	40	5.804	..
12. HAMPTSTEAD									
13. St. Giles	NR.	53	269	68	221	11.0	60	5.635	.052
14. Islington	NR.	22	200	88	28	6.6	35	5.494	.030
15. St. Savour	S. L.	153	292	3	141	7.1	36	5.291	.076
16. KENSINGTON (except PADDINGTON)	WM. C. GL.	33	228	12	11	6.6	33	5.070	.039
17. Pancras	NR. H. WM.	22	222	80	59	8.8	41	4.871	.042
18. Wandsworth	S.	100	198	22	4	6.2	29	4.839	.072
19. Lewisham	K.	30	172	28	2	5.8	27	4.824	.049
20. East London	NR.	45	259	42	284	8.3	38	4.823	.088
21. St. George, East	EL.	42	289	15	195	6.9	32	4.753	.080
22. St. Olave	S.	181	281	2	114	7.9	35	4.559	.079
23. Camberwell	S. L.	97	197	4	12	5.8	25	4.508	.038
24. Hackney	NR. EL.	25	197	55	14	5.9	25	4.397	.074
25. Lambeth	S. L.	120	233	3	34	6.5	28	4.389	.072
26. Rotherhithe	S. K.	205	277	0	19	5.8	23	4.238	.143
27. Chelsea	C.	46	287	12	62	7.1	29	4.210	.067
28. Westminster	C.	68	260	3	70	8.8	36	4.189	.039
29. Clerkenwell	NR.	19	242	63	202	8.2	33	4.138	.057
30. Newington	S. L.	144	232	2	101	5.8	22	3.788	.075
31. St. Luke	NR.	34	276	48	242	7.8	28	3.731	.081
32. Whitechapel	EL.	64	290	28	194	8.1	26	3.388	.075
33. Greenwich	K.	75	238	8	18	6.8	22	3.379	.081
34. Stepney	EL.	47	242	16	85	6.3	20	3.319	.066
35. St. George, Southwark	S. L.	164	267	0	181	7.0	22	3.318	.089
36. Shoreditch	NR. EL.	76	251	48	161	6.6	20	3.103	.082
37. Bermondsey	S.	161	264	0	66	6.2	18	3.077	.134
38. Bethnal Green	EL.	90	239	36	115	6.3	9	1.480	.136
Sums of	19 highest	810	4298	1151	1875	157.4	1247	154.652	804
	19 lowest	1703	4821	380	2169	132.1	491	72.787	1.556
Mean of	19 highest	43	226	61	99	8.3	66	8.140	.042
	19 lowest	90	254	20	114	7.0	26	3.831	.082

* Only a very small part of Hambroed is supplied by the West Middlesex.

Nomenclature.—S = Southwark; K = Kent; L = Lambeth; NR = New River; EL = East London; C = Chelsea; WM = West Middlesex; GJ = Grand Junction; H = Hampstead, Water Companies.

AVERAGE of the RESULTS in the DISTRICTS which suffered the HIGHEST and the LOWEST MORTALITY from ALL CAUSES in THREE GROUPS of DISTRICTS.

Supply of Water from	10 highest 10 lowest	52.7 42.9	268.6 220.6	39.6 44.1	208.3 66.3	8.45 7.20	40.7 47.2	4.9463 6.5463	.0672 .0624
New River, Rivers Lea and Ravensbourne . . .	6 highest	152	278	3	97	6.9	27	4.116	.098
	6 lowest	93	219	8	48	6.9	35	5.098	.052
Thames, between Battersea and Waterloo Bridges	3 highest	22	222	52	112	8.9	77	8.442	.035
	3 lowest	8	193	158	31	8.0	86	10.636	.029
THAMES, AT KEW AND HAMMERSMITH . . .									

(5.) The DISTRICTS of LONDON arranged in the order of their ANNUAL MORTALITY from ALL CAUSES in the 7 Years 1838-44.

DISTRICTS.	Initials of Water Companies. (See Note.)	Deaths from Cholera in 1849, to 10000 Inhabitants.	Annual Deaths from all Causes in 1838-44, to 10000 Inhabitants.	Estimated Elevation above Trinity High-water Mark.	Persons to an Acre.	Persons to an Inhabited House.	Average Annual Value of Houses in £.	Annual Value of House and Shop-room to each Person in £.	Poor Rate in the £. of House Rent 1842-3.
		c	m	e	d	$\frac{p}{h}$	$\frac{v}{h}$	$\frac{v}{p}$	$\frac{r}{v}$
1. West London	NR.	96	302	28	212	9.7	65	7.454	.067
2. St. Saviour	S. L.	153	292	2	141	7.1	36	5.291	.076
3. Whitechapel	EL.	64	290	28	194	8.1	26	3.388	.075
4. St. George, East	EL.	42	289	15	195	6.9	32	4.753	.080
5. Chelsea	C.	46	287	12	62	7.1	29	4.210	.067
6. St. Olave	S.	181	281	2	114	7.9	35	4.559	.079
7. Rotherhithe	S. K.	205	277	0	19	5.8	23	4.238	.143
8. St. Luke	NR.	34	276	48	242	7.8	28	3.731	.081
9. St. Giles	NR.	53	269	68	221	11.0	60	5.635	.052
10. St. George, Southwark	S. L.	164	267	0	181	7.0	22	3.318	.089
11. Holborn	NR.	35	266	53	235	9.7	52	5.883	.034

12.	Bermondsey	S.	161	264	0	.66	6.2	18	3.077	.134
13.	Westminster	C.	68	260	2	70	8.8	36	4.189	.039
14.	East London	N.R.	45	259	42	284	8.3	38	4.823	.088
15.	Shoreditch	N.R. EL.	76	251	48	161	6.6	20	3.103	.082
16.	Stepney	EL.	47	242	16	85	6.3	20	3.319	.066
17.	Strand.	N.R.*	35	242	50	254	10.1	66	7.374	.047
18.	Clerkenwell	N.R.	19	242	63	202	8.2	33	4.138	.057
19.	Poplar	EL.	71	241	10	15	6.2	44	7.360	.060
20.	St. Martin	N.R.	37	240	35	81	10.3	119	11.844	.039
21.	Bethnal Green	EL.	90	239	36	115	6.3	9	1.480	.136
22.	Greenwich	K.	75	238	8	18	6.8	22	3.379	.081
23.	Lambeth	S.L.	120	233	3	34	6.5	28	4.369	.072
24.	Newington	S.L.	144	232	-	101	5.8	22	3.788	.075
25.	KENSINGTON (except PADDINGTON)	WM. C.G.J.	33	228	12	11	6.6	33	5.070	.039
26.	MARYLEBONE	WM.	17	227	100	102	9.8	71	7.866	.043
27.	Pancras	N.R.H.W.M.	22	222	80	59	8.8	41	4.871	.042
28.	London City	N.R.	38	214	38	129	7.1	117	17.676	.056
29.	ST. JAMES WESTMINSTER	GJ. N.R.	16	212	43	222	10.4	128	12.669	.023
30.	HAMPSTEAD	WM.*	8	202	350	5	7.2	40	5.804	. .
31.	Islington	N.R.	22	200	88	28	6.6	35	5.494	.030
32.	Wandsworth	S.	100	198	22	4	6.2	29	4.839	.072
33.	PADDINGTON.	GJ.	8	197	76	32	7.3	64	9.349	.039
34.	Hackney	N.R. EL.	25	197	55	14	5.9	25	4.397	.074
35.	Camberwell	S.L.	97	197	4	12	5.8	25	4.508	.038
36.	Belgrave	C.	28	194	19	65	8.0	67	8.875	.018
37.	HANOVER SQUARE AND MAY FAIR.	GJ.	8	179	49	57	9.5	153	16.754	.018
38.	Lewisham.	K.	30	173	28	2	5.8	27	4.824	.049
								1595	5097	487	2953	148.8	683	89.843	1.416
								918	4022	1044	1091	140.7	1055	137.596	.944
								84	268	26	155	78	36	4.729	.075
								48	212	55	57	74	56	7.242	.050

* Only a very small part of Hampstead is supplied by the West Middlesex.

Note.—S=Southwark; K=Kent; L=Lambeth; NR=New River; EL=East London C=Chelsea; WM=West Middlesex; GJ=G and Junction; H=Hampstead, Water Companies.

DIAGRAM showing the DEATHS from CHOLERA in 1849, to every 10000 Inhabitants in each DISTRICT of LONDON, and the ANNUAL MORTALITY from all Causes 1838-44; the WATER COMPANIES supplying each DISTRICT; the AVERAGE ELEVATION of the Inhabited Parts of the DISTRICTS above the Trinity High-water Mark, as estimated by Major DAWSON, R.E.; also, the DENSITY of the POOR, and the AMOUNT paid for the RELIEF of the POOR.

the POPULATION; the average ANNUAL VALUE OF HOUSES; and the AMOUNT paid for the RENT of the POOR.

Water Companies.	H M C GJ NR EL L S K	Abbreviations used in the Table.
Hampstead . West Middlesex . Chelsea . Grand Junction . New River . East London . Lambeth . Southwark . Kest	WM C GJ NR EL L S K	
By Springs on the Hill. Thames, Hammersmith. Thames, Kew Bridge. Thames, River Lea. Thames, Waterloo Bridge. Thames, Battersea. Ravensbourne River, near Deptford Common.		

[ABBREVIATIONS.—e denotes elevation in feet of the ground above Trinity high-water mark; c the deaths from cholera to 10000 living, 1949; m the annual deaths to 10000 living 1838-44; d density of population (persons to an acre); £ the annual value of houses; s the inhabitants to a house; p the pence paid for relief of poor to every £1 of house-rent annually; the capital letters denote the several water companies supplying each district.]

LONDON. e 39 £40 c 62 t 7 m 252 p 13 d 39	Hampstead. e 350 £60 c 8 t 7 m 302 p — d 5	Paddington. e 76 £64 c 8 t 7 m 197 p 9 d 32 GJ	Marylebone. e 100 £71 c 17 t 10 m 257 p 10 d 102 WM	Pancras. e 80 £41 c 22 t 9 m 322 p 10 d 59 NR.H. WM	Islington. e 188 £35 c 25 t 7 m 300 p 7 d 23 NR	Hackney. e 55 £29 c 25 t 6 m 197 p 10 d 14 NR.EL
--	---	---	--	---	--	---

† Kensington, Brompton, Hammersmith, and Fulham. WM. C. GJ	† Hanover Sq. and May Fair. e 43 £153 c 8 t 10 m 173 p 4 d 37 GJ	St. James. e 43 £128 c 16 t 10 m 212 p 6 d 222 GJ.NR	St. Giles. e 63 £60 c 33 £11 m 269 p 13 d 221 NR	Holborn. e 33 £52 c 35 t 10 m 266 p 8 d 235 NR	Clerkenwell. e 63 £33 c 19 t 8 m 242 p 14 d 202 NR	St. Luke. e 48 £38 c 24 t 8 m 276 p 19 d 242 NR	† Shoreditch. e 48 £30 c 76 t 7 m 251 p 30 d 161 NR.EL	Bethnal Green. e 105 £29 c 50 t 6 m 259 p 33 d 115 EL
--	---	---	---	---	---	--	---	--

NORTH SIDE THE RIVER. e 31 £40 c 41 t 8 m 251 p 12 d 52
--

Chelsea. e 12 £39 c 46 t 7 m 207 p 16 d 62 C	† Belgrave. e 19 £67 c 23 t 6 m 194 p 4 d 63 C	St. Martin in the Fields. e 35 £36 c 35 t 10 m 242 p 11 d 254 NR	West* London. e 29 £63 c 10 t 10 m 302 p 10 d 212 NR	London* City. e 33 £117 c 38 t 7 m 214 p 14 d 129 NR	East* London. e 42 £28 c 45 t 8 m 259 p 21 d 204 NR	Whitechapel. e 33 £36 c 64 t 8 m 230 p 18 d 104 EL	St. George in the East. e 15 £22 c 42 t 7 m 209 p 19 d 105 EL	Stepney. e 16 £30 c 47 t 6 m 243 p 16 d 35 EL	Poplar. e 10 £44 c 71 t 6 m 241 p 14 d 15 EL
---	---	---	---	---	--	---	--	--	---

Wandsworth. e 22 £39 c 100 t 6 m 198 p 17 d 4 S	Lambeth. e 3 £23 c 130 t 7 m 253 p 17 d 34 L.S	Source of Supply. [S]	Source of Supply. [L]	St. George Southwark. e 0 £32 c 164 t 7 m 267 p 21 d 151 L.S	† St. Olave. e 2 £35 c 181 t 8 m 231 p 19 d 114 S	Bermondsey. e 0 £18 c 161 t 6 m 264 p 28 d 66 S	Rotherhithe. e 0 £28 c 205 t 6 m 277 p 34 d 19 S.K	Greenwich. e 8 £32 c 75 t 7 m 231 p 19 d 15 K
--	---	---------------------------------	---------------------------------	---	--	--	---	--

† Kensington, Brompton, Hammersmith, and Fulham. WM. C. GJ	† Hanover Sq. and May Fair. e 43 £153 c 8 t 10 m 173 p 4 d 37 GJ	St. James. e 43 £128 c 16 t 10 m 212 p 6 d 222 GJ.NR	St. Giles. e 63 £60 c 33 £11 m 269 p 13 d 221 NR	Holborn. e 33 £52 c 35 t 10 m 266 p 8 d 235 NR	Clerkenwell. e 63 £33 c 19 t 8 m 242 p 14 d 202 NR	St. Luke. e 48 £38 c 24 t 8 m 276 p 19 d 242 NR	† Shoreditch. e 48 £30 c 76 t 7 m 251 p 30 d 161 NR.EL	Bethnal Green. e 105 £29 c 50 t 6 m 259 p 33 d 115 EL	NORTH SIDE THE RIVER. e 31 £40 c 41 t 8 m 251 p 12 d 52
--	---	---	---	---	---	--	---	--	--

Chelsea. e 12 £39 c 46 t 7 m 207 p 16 d 62 C	† Belgrave. e 19 £67 c 23 t 6 m 194 p 4 d 63 C	St. Martin in the Fields. e 35 £36 c 35 t 10 m 242 p 11 d 254 NR	West* London. e 29 £63 c 10 t 10 m 302 p 10 d 212 NR	London* City. e 33 £117 c 38 t 7 m 214 p 14 d 129 NR	East* London. e 42 £28 c 45 t 8 m 259 p 21 d 204 NR	Whitechapel. e 33 £36 c 64 t 8 m 230 p 18 d 104 EL	St. George in the East. e 15 £22 c 42 t 7 m 209 p 19 d 105 EL	Stepney. e 16 £30 c 47 t 6 m 243 p 16 d 35 EL	Poplar. e 10 £44 c 71 t 6 m 241 p 14 d 15 EL
---	---	---	---	---	--	---	--	--	---

Wandsworth. e 22 £39 c 100 t 6 m 198 p 17 d 4 S	Lambeth. e 3 £23 c 130 t 7 m 253 p 17 d 34 L.S	Source of Supply. [S]	Source of Supply. [L]	St. George Southwark. e 0 £32 c 164 t 7 m 267 p 21 d 151 L.S	† St. Olave. e 2 £35 c 181 t 8 m 231 p 19 d 114 S	Bermondsey. e 0 £18 c 161 t 6 m 264 p 28 d 66 S	Rotherhithe. e 0 £28 c 205 t 6 m 277 p 34 d 19 S.K	Greenwich. e 8 £32 c 75 t 7 m 231 p 19 d 15 K
--	---	---------------------------------	---------------------------------	---	--	--	---	--

† Kensington, Brompton, Hammersmith, and Fulham. WM. C. GJ	† Hanover Sq. and May Fair. e 43 £153 c 8 t 10 m 173 p 4 d 37 GJ	St. James. e 43 £128 c 16 t 10 m 212 p 6 d 222 GJ.NR	St. Giles. e 63 £60 c 33 £11 m 269 p 13 d 221 NR	Holborn. e 33 £52 c 35 t 10 m 266 p 8 d 235 NR	Clerkenwell. e 63 £33 c 19 t 8 m 242 p 14 d 202 NR	St. Luke. e 48 £38 c 24 t 8 m 276 p 19 d 242 NR	† Shoreditch. e 48 £30 c 76 t 7 m 251 p 30 d 161 NR.EL	Bethnal Green. e 105 £29 c 50 t 6 m 259 p 33 d 115 EL	NORTH SIDE THE RIVER. e 31 £40 c 41 t 8 m 251 p 12 d 52
--	---	---	---	---	---	--	---	--	--

SOUTH SIDE THE RIVER. e 5 £25 c 130 t 6 m 257 p 16 d 13
--

† Kensington, Brompton, Hammersmith, and Fulham. WM. C. GJ	† Hanover Sq. and May Fair. e 43 £153 c 8 t 10 m 173 p 4 d 37 GJ	St. James. e 43 £128 c 16 t 10 m 212 p 6 d 222 GJ.NR	St. Giles. e 63 £60 c 33 £11 m 269 p 13 d 221 NR	Holborn. e 33 £52 c 35 t 10 m 266 p 8 d 235 NR	Clerkenwell. e 63 £33 c 19 t 8 m 242 p 14 d 202 NR	St. Luke. e 48 £38 c 24 t 8 m 276 p 19 d 242 NR	† Shoreditch. e 48 £30 c 76 t 7 m 251 p 30 d 161 NR.EL	Bethnal Green. e 105 £29 c 50 t 6 m 259 p 33 d 115 EL	NORTH SIDE THE RIVER. e 31 £40 c 41 t 8 m 251 p 12 d 52
--	---	---	---	---	---	--	---	--	--

SOUTH SIDE THE RIVER. e 5 £25 c 130 t 6 m 257 p 16 d 13
--

† Kensington, Brompton, Hammersmith, and Fulham. WM. C. GJ	† Hanover Sq. and May Fair. e 43 £153 c 8 t 10 m 173 p 4 d 37 GJ	St. James. e 43 £128 c 16 t 10 m 212 p 6 d 222 GJ.NR	St. Giles. e 63 £60 c 33 £11 m 269 p 13 d 221 NR	Holborn. e 33 £52 c 35 t 10 m 266 p 8 d 235 NR	Clerkenwell. e 63 £33 c 19 t 8 m 242 p 14 d 202 NR	St. Luke. e 48 £38 c 24 t 8 m 276 p 19 d 242 NR	† Shoreditch. e 48 £30 c 76 t 7 m 251 p 30 d 161 NR.EL	Bethnal Green. e 105 £29 c 50 t 6 m 259 p 33 d 115 EL	NORTH SIDE THE RIVER. e 31 £40 c 41 t 8 m 251 p 12 d 52
--	---	---	---	---	---	--	---	--	--

SOUTH SIDE THE RIVER. e 5 £25 c 130 t 6 m 257 p 16 d 13
--

† Kensington, Brompton, Hammersmith, and Fulham. WM. C. GJ	† Hanover Sq. and May Fair. e 43 £153 c 8 t 10 m 173 p 4 d 37 GJ	St. James. e 43 £128 c 16 t 10 m 212 p 6 d 222 GJ.NR	St. Giles. e 63 £60 c 33 £11 m 269 p 13 d 221 NR	Holborn. e 33 £52 c 35 t 10 m 266 p 8 d 235 NR	Clerkenwell. e 63 £33 c 19 t 8 m 242 p 14 d 202 NR	St. Luke. e 48 £38 c 24 t 8 m 276 p 19 d 242 NR	† Shoreditch. e 48 £30 c 76 t 7 m 251 p 30 d 161 NR.EL	Bethnal Green. e 105 £29 c 50 t 6 m 259 p 33 d 115 EL	NORTH SIDE THE RIVER. e 31 £40 c 41 t 8 m 251 p 12 d 52
--	---	---	---	---	---	--	---	--	--

SOUTH SIDE THE RIVER. e 5 £25 c 130 t 6 m 257 p 16 d 13
--

† Kensington, Brompton, Hammersmith, and Fulham. WM. C. GJ	† Hanover Sq. and May Fair. e 43 £153 c 8 t 10 m 173 p 4 d 37 GJ	St. James. e 43 £128 c 16 t 10 m 212 p 6 d 222 GJ.NR	St. Giles. e 63 £60 c 33 £11 m 269 p 13 d 221 NR	Holborn. e 33 £52 c 35 t 10 m 266 p 8 d 235 NR	Clerkenwell. e 63 £33 c 19 t 8 m 242 p 14 d 202 NR	St. Luke. e 48 £38 c 24 t 8 m 276 p 19 d 242 NR	† Shoreditch. e 48 £30 c 76 t 7 m 251 p 30 d 161 NR.EL	Bethnal Green. e 105 £29 c 50 t 6 m 259 p 33 d 115 EL	NORTH SIDE THE RIVER. e 31 £40 c 41 t 8 m 251 p 12 d 52
--	---	---	---	---	---	--	---	--	--

SOUTH SIDE THE RIVER. e 5 £25 c 130 t 6 m 257 p 16 d 13
--

† Kensington, Brompton, Hammersmith, and Fulham. WM. C. GJ	† Hanover Sq. and May Fair. e 43 £153 c 8 t 10 m 173 p 4 d 37 GJ	St. James. e 43 £128 c 16 t 10 m 212 p 6 d 222 GJ.NR	St. Giles. e 63 £60 c 33 £11 m 269 p 13 d 221 NR	Holborn. e 33 £52 c 35 t 10 m 266 p 8 d 235 NR	Clerkenwell. e 63 £33 c 19 t 8 m 242 p 14 d 202 NR	St. Luke. e 48 £38 c 24 t 8 m 276 p 19 d 242 NR	† Shoreditch. e 48 £30 c 76 t 7 m 251 p 30 d 161 NR.EL	Bethnal Green. e 105 £29 c 50 t 6 m 259 p 33 d 115 EL	NORTH SIDE THE RIVER. e 31 £40 c 41 t 8 m 251 p 12 d 52
--	---	---	---	---	---	--	---	--	--

SOUTH SIDE THE RIVER. e 5 £25 c 130 t 6 m 257 p 16 d 13
--

† Kensington, Brompton, Hammersmith, and Fulham. WM. C. GJ	† Hanover Sq. and May Fair. e 43 £153 c 8 t 10 m 173 p 4 d 37 GJ	St. James. e 43 £128 c 16 t 10 m 212 p 6 d 222 GJ.NR	St. Giles. e 63 £60 c 33 £11 m 269 p 13 d 221 NR	Holborn. e 33 £52 c 35 t 10 m 266 p 8 d 235 NR	Clerkenwell. e 63 £33 c 19 t 8 m 242 p 14 d 202 NR	St. Luke. e 48 £38 c 24 t 8 m 276 p 19 d 242 NR	† Shoreditch. e 48 £30 c 76 t 7 m 251 p 30 d 161 NR.EL	Bethnal Green. e 105 £29 c 50 t 6 m 259 p 33 d 115 EL	NORTH SIDE THE RIVER. e 31 £40 c 41 t 8 m 251 p 12 d 52
--	---	---	---	---	---	--	---	--	--

SOUTH SIDE THE RIVER. e 5 £25 c 130 t 6 m 257 p 16 d 13
--

† Kensington, Brompton, Hammersmith, and Fulham. WM. C. GJ	† Hanover Sq. and May Fair. e 43 £153 c 8 t 10 m 173 p 4 d 37 GJ	St. James. e 43 £128 c 16 t 10 m 212 p 6 d 222 GJ.NR	St. Giles. e 63 £60 c 33 £11 m 269 p 13 d 221 NR	Holborn. e 33 £52 c 35 t 10 m 266 p 8 d 235 NR	Clerkenwell. e 63 £33 c 19 t 8 m 242 p 14 d 202 NR	St. Luke. e 48 £38 c 24 t 8 m 276 p 19 d 242 NR	† Shoreditch. e 48 £30 c 76 t 7 m 251 p 30 d 161 NR.EL	Bethnal Green. e 105 £29 c 50 t 6 m 259 p 33 d 115 EL	NORTH SIDE THE RIVER. e 31 £40 c 41 t 8 m 251 p 12 d 52
--	---	---	---	---	---	--	---	--	--

SOUTH SIDE THE RIVER. e 5 £25 c 130 t 6 m 257 p 16 d 13
--

† Kensington, Brompton, Hammersmith, and Fulham. WM. C. GJ	† Hanover Sq. and May Fair. e 43 £153 c 8 t 10 m 173 p 4 d 37 GJ	St. James. e 43 £128 c 16 t 10 m 212 p 6 d 222 GJ.NR	St. Giles. e 63 £60 c 33 £11 m 269 p 13 d 221 NR	Holborn. e 33 £52 c 35 t 10 m 266 p 8 d 235 NR	Clerkenwell. e 63 £33 c 19 t 8 m 242 p 14 d 202 NR	St. Luke. e 48 £38 c 24 t 8 m 276 p 19 d 242 NR	† Shoreditch. e 48 £30 c 76 t 7 m 251 p 30 d 161 NR.EL	Bethnal Green. e 105 £29 c 50 t 6 m 259 p 33 d 115 EL	NORTH SIDE THE RIVER. e 31 £40 c 41 t 8 m 251 p 12 d 52
--	---	---	---	---	---	--	---	--	--

SOUTH SIDE THE RIVER. e 5 £25 c 130 t 6 m 257 p 16 d 13
--

† Kensington, Brompton, Hammersmith, and Fulham. WM. C. GJ	† Hanover Sq. and May Fair. e 43 £153 c 8 t 10 m 173 p 4 d 37 GJ	St. James. e 43 £128 c 16 t 10 m 212 p 6 d 222 GJ.NR	St. Giles. e 63 £60 c 33 £11 m 269 p 13 d 221 NR	Holborn. e 33 £52 c 35 t 10 m 266 p 8 d 235 NR	Clerkenwell. e 63 £33 c 19 t 8 m 242 p 14 d 202 NR	St. Luke. e 48 £38 c 24 t 8 m 276 p 19 d 242 NR	† Shoreditch. e 48 £30 c 76 t 7 m 251 p 30 d 161 NR.EL	Bethnal Green. e 105 £29 c 50 t 6 m 259 p 33 d 115 EL	NORTH SIDE THE RIVER. e 31 £40 c 41 t 8 m 251 p 12 d 52
--	---	---	---	---	---	--	---	--	--

SOUTH SIDE THE RIVER. e 5 £25 c 130 t 6 m 257 p 16 d 13
--

† Kensington, Brompton, Hammersmith, and Fulham. WM. C. GJ	† Hanover Sq. and May Fair. e 43 £153 c 8 t 10 m 173 p 4 d 37 GJ	St. James. e 43 £128 c 16 t 10 m 212 p 6 d 222 GJ.NR	St. Giles. e 63 £60 c 33 £11 m 269 p 13 d 221 NR	Holborn. e 33 £52 c 35 t 10 m 266 p 8 d 235 NR	Clerkenwell. e 63 £33 c 19 t 8 m 242 p 14 d 202 NR	St. Luke. e 48 £38 c 24 t 8 m 276 p 19 d 242 NR	† Shoreditch. e 48 £30 c 76 t 7 m 251 p 30 d 161 NR.EL	Bethnal Green. e 105 £29 c 50 t 6 m 259 p 33 d 115 EL	NORTH SIDE THE RIVER. e 31 £40 c 41 t 8 m 251 p 12 d 52
--	---	---	---	---	---	--	---	--	--

SOUTH SIDE THE RIVER. e 5 £25 c 130 t 6 m 257 p 16 d 13
--

† Kensington, Brompton, Hammersmith, and Fulham. WM. C. GJ	† Hanover Sq. and May Fair. e 43 £153 c 8 t 10 m 173 p 4 d 37 GJ	St. James. e 43 £128 c 16 t 10 m 212 p 6 d 222 GJ.NR	St. Giles. e 63 £60 c 33 £11 m 269 p 13 d 221 NR	Holborn. e 33 £52 c 35 t 10 m 266 p 8 d 235 NR	Clerkenwell. e 63 £33 c 19 t 8 m 242 p 14 d 202 NR	St. Luke. e 48 £38 c 24 t 8 m 276 p 19 d 242 NR	† Shoreditch. e 48 £30 c 76 t 7 m 251 p 30 d 161 NR.EL	Bethnal Green. e 105 £29 c 50 t 6 m 259 p 33 d 115 EL	NORTH SIDE THE RIVER. e 31 £40 c 41 t 8 m 251 p 12 d 52
--	---	---	---	---	---	--	---	--	--

SOUTH SIDE THE RIVER. e 5 £25 c 130 t 6 m 257 p 16 d 13
--

† Kensington, Brompton, Hammersmith, and Fulham. WM. C. GJ	† Hanover Sq. and May Fair. e 43 £153 c 8 t 10 m 173 p 4 d 37 GJ	St. James. e 43 £128 c 16 t 10 m 212 p 6 d 222 GJ.NR	St. Giles. e 63 £60 c 33 £11 m 269 p 13 d 221 NR	Holborn. e 33 £52 c 35 t 10 m 266 p 8 d 235 NR	Clerkenwell. e 63 £33 c 19 t 8 m 242 p 14 d 202 NR	St. Luke. e 48 £38 c 24 t 8 m 276 p 19 d 242 NR	† Shoreditch. e 48 £30 c 76 t 7 m 251 p 30 d 161 NR.EL	Bethnal Green. e 105 £29 c 50 t 6 m 259 p 33 d 115 EL	NORTH SIDE THE RIVER. e 31 £40 c 41 t 8 m 251 p 12 d 52
--	---	---	---	---	---	--	---	--	--

SOUTH SIDE THE RIVER. e 5 £25 c 130 t 6 m 257 p 16 d 13
--

† Kensington, Brompton, Hammersmith, and Fulham. WM. C. GJ	† Hanover Sq. and May Fair. e 43 £153 c 8 t 10 m 173 p 4 d 37 GJ	St. James. e 43 £128 c 16 t 10 m 212 p 6 d 222 GJ.NR	St. Giles. e 63 £60 c 33 £11 m 269 p 13 d 221 NR	Holborn. e 33 £52 c 35 t 10 m 266 p 8 d 235 NR	Clerkenwell. e 63 £33 c 19 t 8 m 242 p 14 d 202 NR	St. Luke. e 48 £38 c 24 t 8 m 276 p 19 d 242 NR	† Shoreditch. e 48 £30 c 76 t 7 m 251 p 30 d 161 NR.EL	Bethnal Green. e 105 £29 c 50 t 6 m 259 p 33 d 115 EL	NORTH SIDE THE RIVER. e 31 £40 c 41 t 8 m 251 p 12 d 52
--	---	---	---	---	---	--	---	--	--

--

differs much on the north and south sides of the river; it was 251 annually in 16000 inhabitants of the north, 297 in 10000 inhabitants of the south side of the Thames. The density is less in the Survey districts of London, which have only this great advantage over their northern neighbours. The density in 10000 inhabitants was very different; it was 41 on the north, and 50 on the south side. The number of houses decreases very regularly in the districts proceeding eastward from the river, and the number of houses was 1387 in Hanover-square, and St. Martin-in-the-Fields to Bethnal Green. Thus the average number of houses was in Hanover-square, 1387; St. James, 1297; St. Giles, 601; Holborn, 292; Clerkenwell, 261; St. Luke, 246; Shoreditch, 207; Bethnal Green, 164.

The Diagram represents the relative position of the districts of London, and shows in a condensed form the results derived from the data in other tables. The inhabitants of the north side of the Thames are, it will be seen, at an average elevation of 31 feet above the high-water mark, and as respects density, in the proportion of 28 to a house; the houses averaging 254 in an annual average. Their water is chiefly supplied from the Thames at Battersea, from the New River, and the Lea. The inhabitants of the south side of the Thames are, on an average, only 5 feet above Trinity high-water mark; and as regards density, in the proportion of 13 to an acre, *c* to a house; the houses averaging 252 in an annual average. The money expended on the relief of the poor by the inhabitants of the north side was 15*s*. 11*d*.; by those of the south side 1*s*. 11*d*.; by those of the II. of house-rent. The general mortality did not differ from the Ravenshoe. The general mortality did not

[illegible]

NOTE.—In each Sub-district the LARGE FIGURES denote the Mortality from Cholera, and are placed above the SMALL FIGURES expressing the Elevation : thus, in Hampstead, Cholera 8 deaths in 10000 ; Elevation 350 feet. The name of each District only is given, excepting in the case of the most distant and extensive Sub-districts. Some disturbance in the results of this Table are caused by the Union Workhouses, which were sometimes used as Cholera Hospitals. The lines showing the boundaries of the Districts do not represent their exact shape, but indicate as nearly as possible their relative position.

MORTALITY from CHOLERA, 1849, in the SUB-DISTRICTS of LONDON, arranged in the order of the Elevation of the Soil above the Trinity High-Water Mark of the Thames.

[The results in this Table were obtained by dividing the Deaths from Cholera in 1849 by the population returned at the Census (March 31st, 1851). No correction was made for increase of population from July 2nd, 1849, to March 31st, 1851; the mortality is consequently somewhat understated in the outlying Sub-districts. This does not materially affect the general results.]

SUB-DISTRICTS.	DISTRICTS.	Elevation in Feet above Trinity High- Water Mark of the Thames.	Deaths from Cholera to 10000 Persons living.	
			Un- corrected.	Corrected.*
St. George	Camberwell	— 3	111	117
St. Peter Walworth W.	Newington	— 2	149	141
Trinity Newington P.	Newington	— 1	152	160
Kent Road	St. George Southwark	— 1	147	158
St. James	Bermondsey	— 1	132	142
St. Mary	Newington	— 1	102	108
Rotherhithe W.	Rotherhithe	0	198	198
St. Mary Magdalen W.	Bermondsey	0	186	159
Leather Market	Bermondsey	0	148	160
London Road L.P.	St. George Southwark	0	144	155
Lambeth Church, 2nd Part W.	Lambeth	1	203	163
Borough Road W.P.	St. George Southwark	2	197	172
St. John Horsleydown W.	St. Olave Southwark	2	169	169
Christchurch W.	St. Saviour Southwark	2	160	144
Waterloo Road, 2nd Part H.	Lambeth	2	132	147
Lambeth Church, 1st Part	Lambeth	2	117	130
St. John H.H.H.P.	Westminster	2	62	62
St. John W.	St. George-in-the-East	2	59	47
Waterloo Road, 1st Part	Lambeth	3	137	153
Battersea L.W.	Wandsworth	3	105	92
Poplar W.	Poplar	3	71	66
St. Saviour H.	St. Saviour Southwark	4	144	156
Kennington, 1st Part	Lambeth	4	77	85
St. Margaret H.W.P.	Westminster	4	72	72
St. Nicholas Deptford	Greenwich	4	50	50
Peckham W.	Camberwell	4	47	47
Hammersmith St. Peter	Kensington	4	18	18
Camberwell W.L.L.	Camberwell	5	133	127
St. Olave H.	St. Olave Southwark	6	196	196
Fulham L.L.L.L.W.	Kensington	6	51	51
Greenwich East W.	Greenwich	7	83	83
Shadwell W.	Stepney	7	79	79
Kennington, 2nd Part	Lambeth	8	81	90
Hammersmith St. Paul W.	Kensington	8	25	25
St. Paul Deptford	Greenwich	10	60	60
Chelsea South	Chelsea	10	54	59
Limehouse W.	Stepney	10	49	54
Greenwich West H.	Greenwich	12	163	163
Wandsworth L.	Wandsworth	12	101	107
Bow W.L.	Poplar	12	60	68
Chelsea North West W.W.	Chelsea	12	55	46
Belgrave H.	St. George Hanover Square	12	26	28
Brompton H.	Kensington	12	18	18
Putney	Wandsworth	12	15	15
Chelsea North East L.	Chelsea	13	24	27
Lewisham Village W.W.	Lewisham	16	62	53

NOTE.—The letters W. H. P. L. are affixed to Sub-districts in which Workhouses, Hospitals, Prisons, and Lunatic Asylums are now situated.

* Where many deaths from Cholera occurred in Workhouses, a proportion has been distributed in the calculation of the corrected column over the other Sub-districts of the Union in which the workhouse is situated.

MORTALITY FROM CHOLERA, 1849, in the SUB-DISTRICTS OF LONDON—continued.

SUB-DISTRICTS.	DISTRICTS.	Elevation in Feet above Trinity High- Water Mark of the Thames.	Deaths from Cholera to 10000 Persons living.	
			Un- corrected.	Corrected.
Charing Cross H.W.	St. Martin-in-the-Fields . .	17	48	40
Ratcliffe W.	Stepney	18	63	63
Aldgate	Whitechapel	19	97	97
London City South West	London City	21	107	107
Clapham L.	Wandsworth	21	70	75
London City South	London City	21	25	25
London City South East	London City	21	25	25
West London South P.	West London	24	118	118
St. Mary	St. George-in-the-East . .	26	30	33
St. Paul	St. George-in-the-East . .	27	42	45
Kensington Town L.W.	Kensington	28	33	33
Mile-End Old Town Lower . . H.W.	Stepney	28	32	22
Goodmans Fields	Whitechapel	28	32	37
Whitechapel Church H.	Whitechapel	32	83	83
Mile-End Old Town Upper . . W.	Stepney	32	27	27
Holywell	Shoreditch	36	129	144
Town	Bethnal Green	36	110	124
Green W.L.	Bethnal Green	36	99	67
Whitechapel North W.	Whitechapel	36	91	50
West London North . . H.W.W.P.P.	West London	36	70	70
Spitalfields	Whitechapel	36	59	72
St. Clements Danes H.	Strand	36	58	58
Mile-End New Town W.	Whitechapel	36	58	70
Church	Bethnal Green	36	42	51
St. Botolph W.	East London	36	42	42
Artillery	Whitechapel	36	21	28
Saffron Hill	Holborn	40	22	42
St. James's Square	St. James Westminster . .	40	13	15
St. Leonard L.	Shoreditch	41	104	116
Finsbury	St. Luke	43	37	37
Hackney Road	Bethnal Green	44	97	110
Cripplegate P.	East London	44	47	47
Lee	Lewisham	44	41	41
Hackney H.W.	Hackney	44	36	30
London City North East	London City	44	30	30
St. James W.P.	Clerkenwell	44	25	25
South Hackney L.	Hackney	44	24	24
London City North West	London City	44	19	19
St. Mary-le-Strand	Strand	48	16	16
St. Andrew Holborn W.	Holborn	50	79	41
Haggerstone West W.	Shoreditch	52	86	52
Hoxton New Town W.	Shoreditch	52	53	42
Whitecross Street	St. Luke	52	48	48
Grays Inn Lane H.	Pancras	52	39	39
City Road H.L.	St. Luke	52	33	33
Camden Town W.	Pancras	52	26	21
Haggerstone East	Shoreditch	52	26	28
Hoxton Old Town	Shoreditch	52	21	23
West Hackney L.	Hackney	55	12	12
Brixton W.L.	Lambeth	56	55	55
May Fair W.	St. George Hanover Square .	56	15	7
Long Acre	St. Martin-in-the-Fields . .	60	26	34
Somers Town	St. Pancras	60	15	16
Old Street	St. Luke	60	12	12
St. Giles South H.W.	St. Giles	64	97	72

MORTALITY FROM CHOLERA, 1849, in the SUB-DISTRICTS of LONDON—continued.

SUB-DISTRICTS.	DISTRICTS.	Elevation in Feet above the Trinity High- Water Mark of the Thames.	Deaths from Cholera to 10000 Persons living.	
			Un- corrected.	Corrected.
St. Anne Soho	Strand	64	27	27
Hanover Square	St. George Hanover Square . .	64	4	6
Berwick Street	St. James Westminster . .	65	18	20
St. George-the-Martyr	Holborn	66	11	25
St. Giles North	St. Giles	68	41	70
Rectory W.	Marylebone	68	33	16
Golden Square W.	St. James Westminster . .	68	16	13
Amwell P.	Clerkenwell	68	11	11
Dulwich	Camberwell	68	6	6
St. George Bloomsbury	St. Giles	71	11	11
Streatham	Wandsworth	72	171*	70
Stoke Newington L.	Hackney	72	17	17
Tottenham Court H.W.	Pancras	73	21	21
Cavendish Square	Marylebone	73	11	14
All Souls H.	Marylebone	76	25	31
Stamford Hill	Hackney	76	23	23
Paddington St. John	Kensington	76	8	8
Goswell Street	Clerkenwell	78	14	14
St. Mary H.	Marylebone	79	8	10
Paddington St. Mary H.W.	Kensington	82	7	7
Pentonville	Clerkenwell	84	25	25
Regents Park	Pancras	87	20	20
Islington East	Islington	88	26	26
Christchurch	Marylebone	92	10	13
Islington West H.H.W.P.	Islington	100	13	13
Kentish Town	Pancras	110	11	12
St. John	Marylebone	124	10	13
Norwood W.	Lambeth	128 ?	5	5
Sydenham	Lewisham	188 ?	11	11
Hampstead	Hampstead	350	7	7
Woolwich Arsenal H.P.P.	Greenwich	?	38	..
Woolwich Dockyard	Greenwich	?	20	..
Eltham	Lewisham	?	16	..
Plumstead	Lewisham	?	11	..

* Drouet's house for pauper children was in this Sub-district.

AVERAGE MORTALITY FROM CHOLERA IN GROUPS OF SUB-DISTRICTS IN LONDON.—Arranged in the order of the ELEVATION of the SOIL.

NAMES of the SUB-DISTRICTS in each Group—of Columns 2, and 4.					
Elevation in Feet above Trinity High-water Mark of the Thames.	Derived from all the Sub-districts without Correction for Hospitals or Workhouses, &c.	Excluding some Sub-districts which contain large Hospitals or Workhouses.	Derived from all the Sub-districts corrected by distributing the Deaths in Workhouses.	Calculated Series derived from the Formula (65 + 13) 25 e + 13 (See page lxii.)	
Annual Mortality from Cholera in 1849 to 1850 Persons living (Census 1851).					
Feet. 0 & below	147	147	150	150	
1 — 3	137	124	129	130	
3 — 5	80	80	82	115	
5 — 10	93	75	93	95	
10 — 20	60	53	60	70	
20 — 30	51	51	52	51	
30 — 40	68	69	68	41	
40 — 50	39	39	2	34	
50 — 60	41	38	33	29	
60 — 70	24	24	25	25	
70 — 80	31	15	22	22	
80 — 90	20	20	20	20	
92	10	10	13	19	
100	13	13	13	17	
110	11	11	12	16	
124	10	10	13	14	
128 ½	5	5	5	14	
188 ½	11	11	11	10	
350	7	7	7	5	
1	2	3	4	5	
Columns . . .					

The following is the London Weekly Table of Mortality for the week of 1849 in which the returns were heaviest.

DEATHS registered in London during the Week ending Saturday, 8th September, 1849.

CAUSES OF DEATH.	Age.			Total.	Weekly Averages derived from Deaths of 1844-5-6-7-8, and corrected for increase of Population.
	0 to 15	15 to 60	60 and upwards		
					5 Summers.
ALL CAUSES	1132	1498	552	*3183	1008
SPECIFIED CAUSES	1131	1497	552	*3181	1005
I.—Zymotic Diseases	827	1251	390	*2469	302
SPORADIC DISEASES—					
II.—Dropsy, Cancer, and other Diseases of uncertain or variable Seat	5	22	13	40	44
III.—Tubercular Diseases	62	97	3	162	190
IV.—Diseases of the Brain, Spinal Marrow, Nerves and Senses	58	32	30	120	119
V.—Diseases of the Heart and Blood-vessels	1	14	15	30	29
VI.—Diseases of the Lungs, and of the other Organs of Respiration	58	14	13	85	81
VII.—Diseases of the Stomach, Liver, and other Organs of Digestion	31	24	18	73	76
VIII.—Diseases of the Kidneys, &c.	1	7	7	15	11
IX.—Childbirth, Diseases of the Uterus, &c.	12	2	14	7
X.—Rheumatism, Diseases of the Bones, Joints, &c.	2	5	..	7	7
XI.—Diseases of the Skin, Cellular Tissue, &c.	1	1	..	2	2
XII.—Malformations	7	7	3
XIII.—Premature Birth and Debility	34	34	22
XIV.—Atrophy	32	3	2	37	25
XV.—Age	50	50	43
XVI.—Sudden	2	5	3	10	8
XVII.—Violence, Privation, Cold, and Intemperance	10	10	6	26	36
I.—Small Pox	8	8	23
Measles	14	14	28
Scarlatina	27	27	54
Hooping Cough	23	23	24
Croup	6	6	6
Thrush	5	5	8
Diarrhœa	183	36	53	272	76
Dysentery	9	8	..	17	8
Cholera	530	1168	327	*2026	8
Influenza	1
Purpura and Scurvy	1
Ague	1	1	*4
Remittent Fever	1	..	1	1
Infantile Fever	2	2	1
Typhus	14	31	7	52	47
Metria or Puerperal Fever	1	..	1	4
Rheumatic Fever	1	2	..	3	1
Erysipelas	2	4	3	9	8
Syphilis	2	2	2
Noma or Canker	*4
Hydrophobia
II.—Hæmorrhage	3	1	4	4
Dropsy	4	5	5	14	19
Abscess	2
Ulcer	1	1	1
Fistula	1	..	1	*3

* The age of a female whose death is ascribed to cholera was not stated.

Deaths registered in London during the Week ending Saturday, 8th September, 1849.

CAUSES OF DEATH.	Age.			Total.	Weekly Averages derived from Deaths of 1844-5-6-7-8, and corrected for increase of Population.
	0 to 15	15 to 60	60 and upwards		5 Summers.
II.—Mortification	2	1	3	3
Cancer	1	11	5	17	14
Gout	1
III.—Scrofula	2	1	..	3	5
Tabes Mesenterica	13	13	20
Phthisis (or Consumption)	10	95	3	108	132
Hydrocephalus	37	1	..	38	33
IV.—Cephalitis	6	2	..	8	12
Apoplexy	2	8	10	20	22
Paralysis	6	15	21	16
Delirium Tremens	4	1	5	3
Chorea	2
Epilepsy	1	4	..	5	6
Tetanus	1	1	4
Insanity	1	1	2	2
Convulsions	46	46	46
Disease of Brain, &c.	3	7	2	12	11
V.—Pericarditis	1	..	1	2
Aneurism	1
Disease of Heart	1	13	15	29	26
VI.—Laryngitis	2	2	2
Bronchitis	14	6	7	27	21
Pleurisy	1	..	1	2
Pneumonia	40	3	2	45	39
Asthma	3	2	5	7
Disease of Lungs, &c.	2	1	2	5	10
VII.—Teething	19	19	14
Quinsey	1
Gastritis	1	1	2
Enteritis	4	2	4	10	17
Peritonitis	1	1	2	4
Ascites	1	..	1	2
Ulceration (of Intestines, &c.)	1	..	1	3
Hernia	1	1	2	2
Ileus	1	1	3
Intussusception	1	1	1
Stricture (of the Intestinal Canal)	1	..	1	1
Disease of Stomach, &c.	3	2	4	9	8
Disease of Pancreas
Hepatitis	1	6	3	10	4
Jaundice	1	2	..	3	3
Disease of Liver	1	7	4	12	11
Disease of Spleen	2
VIII.—Nephritis	1	1	2	4
Nephria (or Bright's Disease)	3	1	4	3
Ischuria	1	..	1	1
Diabetes	1	..	1	2	1
Stone	1	1	1
Cystitis	2	2	1
Stricture of the Urethra	1
Disease of Kidneys, &c.	2	1	3	3
IX.—Paramenia	2
Ovarian Dropsy	1	1	2	1
Childbirth, see Metria	6	..	6	3
Disease of Uterus, &c.	5	1	6	3
X.—Arthritis	1
Rheumatism	2	..	2	3
Disease of Joints, &c.	2	3	..	5	4

Births and Deaths registered in London during the Week ending Saturday, 8th September, 1849.

CAUSES OF DEATH.	Age.			Total.	Weekly Averages derived from Deaths of 1844-5-6-7-8, and corrected for increase of Population.
	0 to 15	15 to 60	60 and upwards		5 Summers.
XI.—Carbuncle	2
Phlegmon	5
Disease of Skin, &c.	I	I	..	2	I
XVII.—Intemperance	I	..	I	I
Privation	4
Want of Breast-Milk	2	2	4
Neglect	I
Cold
Poison	I	..	I	} 30
Burns and Scalds	I	..	I	
Hanging, &c.	2	I	2	5	
Drowning	2	4	2	8	
Fractures and Contusions	3	2	2	7	
Wounds	} 3
Other violence	I	I	
Causes not specified	I	I	..	2	
Weekly Average derived from Deaths of 1844-5-6-7-8, and corrected for increase of Population:—					
Males		513			
Females		495			
Total		1008			
Deaths registered in the Week:—					
Males		1460			
Females		1723			
Total		3183			
Births registered in the Week:—					
Males		636			
Females		665			
Total		1301			

METEOROLOGY of the Eleven Years 1841-51, from the GREENWICH OBSERVATIONS, revised by JAMES GLAISHER, Esq., F.R.S., of the Royal Observatory.

Years.	Height of Barometer.	Mean Temperature.	Dryness of Atmosphere.	Fall of Rain.	Mean Weekly Amount of Horizontal Movement of the Air.
	Inches.	°	°	Inches.	Miles.
1841	29.687	48.7	5.0	33.3	..
1842	29.832	49.6	4.6	22.6	..
1843	29.765	49.4	3.7	24.5	..
1844	29.776	48.6	4.9	25.0	800
1845	29.742	47.6	4.4	22.3	900
1846	29.733	51.3	5.1	25.3	860
1847	29.811	49.5	5.4	17.6	870
1848	29.720	50.2	5.6	30.1	1018
1849	29.800	49.9	6.7	23.7	735
1850	29.814	49.3	6.4	19.6	761
1851	29.821	49.2	6.6	20.5	684

Burials in each Week during the Plagues of London.

clxxiii

WEEKLY NUMBER of BURIALS from all CAUSES in LONDON.

WEEKS.	Average of 7 Years.	PLAGUE YEARS.					Cholera Year.
	1640-46	1593	1603	1625	1636	1665	1849
1	220	—	151	183	170	291	1131
2	221	—	138	211	174	349	1448
3	210	—	138	220	189	394	1345
4	206	—	121	196	174	415	1208
5	207	—	101	240	190	474	1137
6	216	—	105	226	171	409	1196
7	200	—	118	174	183	393	1225
8	220	—	109	204	160	462	1191
9	201	—	117	211	203	393	1138
10	210	—	98	252	238	396	1047
11	210	—	137	207	198	441	1083
12	219	230	108	210	194	433	1048
13	210	251	60	262	187	363	1241
14	201	219	78	226	177	353	994
15	205	307	66	243	196	344	1066
16	213	203	79	239	199	382	1089
17	197	290	98	256	205	344	1058
18	213	310	109	230	205	398	986
19	213	250	90	305	210	388	905
20	210	339	112	292	206	347	1033
21	214	300	122	332	254	353	897
22	222	450	122	379	244	385	895
23	206	410	114	401	263	400	971
24	207	441	131	395	276	405	912
25	212	399	144	434	275	558	985
26	214	401	182	510	325	615	1217
27	211	850	267	640	257	684	1070
28	214	1440	445	942	273	1006	1369
29	210	1510	612	1222	265	1268	1741
30	235	1491	1186	1741	298	1761	1931
31	259	1507	1728	2850	350	2785	1967
32	278	1503	2256	3583	365	3014	1909
33	282	1550	2077	4517	394	4030	2230
34	333	1532	3054	4855	465	5319	2456
35	353	1508	2853	5205	546	5568	2796
36	379	1490	3385	4841	690	7496	3183
37	395	1210	3078	3897	835	8252	2865
38	372	621	3129	3157	921	7690	1981
39	373	629	2456	2148	1106	8297	1611
40	385	450	1961	1994	1018	6460	1290
41	364	408	1831	1236	1211	5720	1075
42	365	422	1312	838	1195	5068	1028
43	338	330	766	815	1147	3219	902
44	320	320	625	651	855	1806	837
45	301	310	737	375	779	1388	893
46	284	309	685	357	1156	1787	878
47	247	301	384	319	966	1359	892
48	247	321	198	274	827	905	931
49	239	349	223	231	747	544	1053
50	229	331	163	190	550	428	1002
51	223	329	200	181	385	442	1043
52	221	386	168	168	324	525	1053
Total*	13134	26207	38727	54265	23391	97306	68432

NOTE.—The numbers for the years 1640-46, 1593, 1603, 1625, 1636, 1665 are taken from the "Mortality of the Metropolis," by J. Marshall, Esq., (pp. 65 and 66). The deaths in 1849 are from the Weekly Return of the Registrar-General. No deaths were returned in the first 11 weeks of the years 1593 and 1603; those in the corresponding weeks of 1666 are applied to the latter year.

* These Totals are the sums of the several columns, and do not in some cases correspond with those given by Mr. Marshall in page 65.

LONDON.—DEATHS from CHOLERA registered in each Week.

Weeks ending	Number of Week.	Males.	Females.	Weeks ending	Number of Week.	Males.	Females.
1848.				1849.			
Oct. 7	40	5	8	May 19	20	..	1
„ 14	41	25	5	„ 26	21	1	4
„ 21	42	29	16	June 2	22	6	3
„ 28	43	21	13	„ 9	23	15	7
Nov. 4	44	34	31	„ 16	24	29	13
„ 11	45	30	32	„ 23	25	22	27
„ 18	46	26	28	„ 30	26	76	48
„ 25	47	14	20	July 7	27	94	58
Dec. 2	48	8	12	„ 14	28	189	150
„ 9	49	11	10	„ 21	29	355	323
„ 16	50	21	8	„ 28	30	382	401
„ 23	51	17	14	Aug. 4	31	452	474
„ 30	52	17	13	„ 11	32	413	410
1849.				„ 18	33	597	633
Jan. 6	1	24	37	„ 25	34	590	682
„ 13	2	48	46	Sept. 1	35	770	893
„ 20	3	34	28	„ 8	36	895	1131
„ 27	4	15	30	„ 15	37	757	925
Feb. 3	5	18	19	„ 22	38	371	468
„ 10	6	34	21	„ 29	39	202	232
„ 17	7	32	17	Oct. 6	40	136	152
„ 24	8	10	30	„ 13	41	46	64
March 3	9	15	20	„ 20	42	17	24
„ 10	10	10	5	„ 27	43	15	10
„ 17	11	5	4	Nov. 3	44	5	6
„ 24	12	3	7	„ 10	45	1	5
„ 31	13	2	2	„ 17	46	5	3
April 7	14	3	2	„ 24	47	2	..
„ 14	15	2	..	Dec. 1	48	..	1
„ 21	16	..	1	„ 8	49
„ 28	17	..	1	„ 15	50	1	..
May 5	18	3	1	„ 22	51	..	1
„ 12	19	..	3	„ 29	52

NOTE. These are the deaths registered, and not, as in the other Tables, the deaths that occurred in each week.

LONDON.—DEATHS of MALES and FEMALES registered from Cholera in each Quarter, at four periods of Life.

AGE.	Quarter ending December, 1848.		Quarter ending March, 1849.		Quarter ending June, 1849.		Quarter ending September, 1849.		Quarter ending December, 1849.	
	Males.	Females.	Males.	Females.	Males.	Females.	Males.	Females.	Males.	Females.
0 to 15 .	88	75	140	128	35	24	1867	1605	79	71
15 „ 25 .	34	15	23	20	23	16	625	583	22	25
25 „ 60 .	117	106	66	85	89	56	2817	3365	92	126
60 & upwards	19	14	21	33	10	15	751	1225	35	44
Not stated	7	2
Total .	258	210	250	266	157	111	6067	6780	228	266

AGE.	Aggregate.		TOTAL. M. and F.
	Males.	Females.	
0 to 15	2209	1903	4112
15 „ 25	727	659	1386
25 „ 60	3181	3738	6919
60 and upwards	836	1331	2167
Not stated	7	2	9
Total in 65 weeks .	6960	7633	14593

MAP OF ENGLAND

SHADED

to show the prevalence of

CHOLERA

in the Several Districts

DURING THE EPIDEMIC OF
1849.

Note. The Relative degree of Mortality is expressed by the darkness of the Shading. Thus in Hull where the Mortality was 287 in 10000 inhabitants the Shade is darkest, in Guildford, Surrey, where the Mortality was 5 in 10000 the Shading is unperceivable. The dates indicate the time at which the Epidemic broke out. The slight eruptions in 1848 and in the earlier part of 1849 are not noticed in the Map, as the dates refer exclusively to the principal Epidemic which prevailed in the Summer & Autumn of 1849. The Name of no town except Guildford is inserted where the rate of mortality was less in the year than 4 deaths from Cholera to 10000 inhabitants.

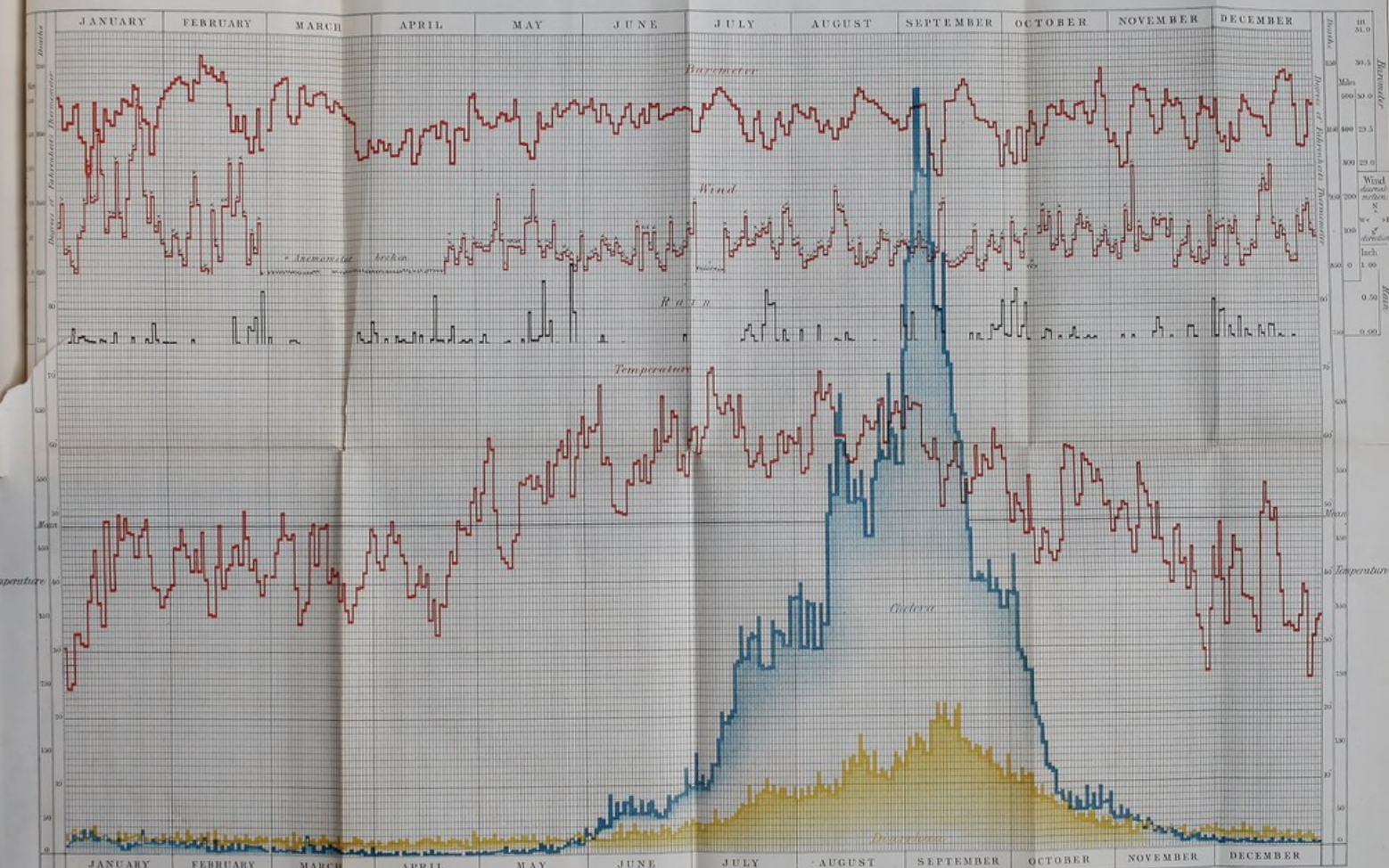


CHOLERA 53293. DEATHS

ALL ENGLAND.

DIARRHŒA 18887. DEATHS

DIAGRAM REPRESENTING THE DEATHS FROM CHOLERA AND DIARRHŒA ON EACH DAY OF THE YEAR 1849.
WITH THE METEOROLOGICAL PHENOMENA REGISTERED AT GREENWICH ON THE CORRESPONDING DAYS.



The elevation of the Blue Line from the base indicates the relative number of Deaths from Cholera on every day of the year. The Scale is on each side.
The elevation of the Yellow Line indicates the relative number of Deaths from Diarrhoea on every day of the year. The Scale is on the side.
The Black Line indicates the daily fall of Rain at Greenwich in Inches. The Scale is on the side.
The height of the under Red Line from the base indicates the mean Temperature at Greenwich of every day of the year. The Scale in Degrees of Fahrenheit is at the sides of the Diagram.
The height of the Red Line in the middle of the Diagram indicates the extent of the daily movement of the Wind. The Marks x x x point out the direction of the Wind.
The elevation of the upper Red Line indicates the height of the Barometer.


CHOLESTEROL

1950

DIETARY RECORD

Wt

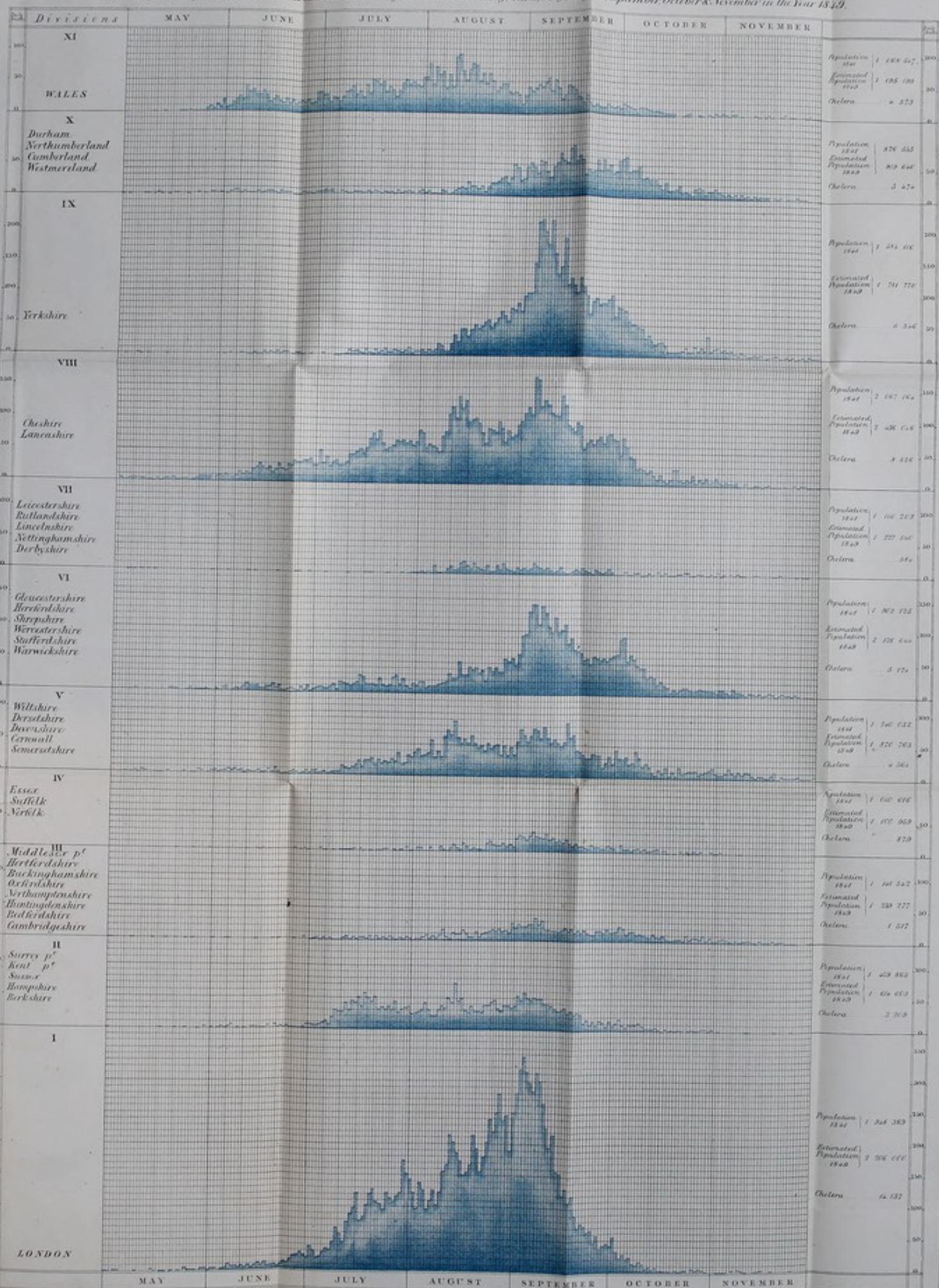
DATE




ELEVEN DIVISIONS OF ENGLAND

Plate 3.

Diagram representing the Deaths from CHOLERA in each day of the months of May, June, July, August, September, October & November in the Year 1849.



TEMPERATURE AND MORTALITY OF LONDON For every week of 11 years (1840-50.)




Circular Diagrams showing the relative Mortality and the mean temperature in each week of the 11 Years 1840-50. The distance between each circle represents either 100 deaths or 1° of temperature: the radii represent the weeks of the year the number of which are arranged round the outside circle from 1 to 52. Besides these circles which serve for a scale there are two others: the one running outside the yellow colour, and inside the black, the other inside

the blue and inside the red colour represent respectively the average weekly deaths of the ten Years 1840-49 corrected for increase of Population, and the mean temperature (at 5 a.m.) of the 79 years 1771-1849. The outer irregular line represents the deaths, and the inner irregular line the mean temperature in each week of the year. The black colour denotes the extent by which the weekly

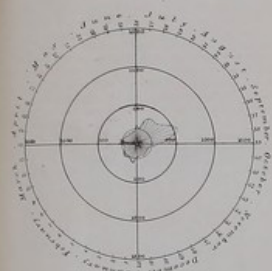
deaths exceed the average (Excessive Mortality) and the yellow colour denotes the extent by which the weekly deaths are below the average (Stability). The red colour denotes the extent by which the mean temperature of the week exceeds the mean temperature of the 79 years (Heat), and the blue (Cold), the extent by which the mean weekly temperature is below the mean temperature of the 79 years. Thus, in the year that the number of deaths registered in the 21st week was 868, the

average weekly number for the 10 years was 1020 the deaths were therefore 212 below the average, which difference is shown by the width of the yellow colour. The mean temperature for the same week was 59°·5, while the average mean for the 79 years was only 48°·4, so that the mean temperature of that week was 21°1 above the average mean, which excess is shown by the width of the red colour.



CHOLERA YEAR.

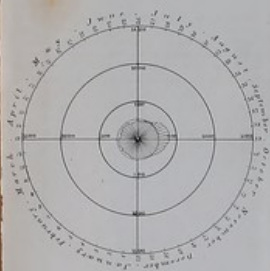
1849.



PLAGUES OF LONDON.


Average Mortality
of 7 ordinary years

1610-1646

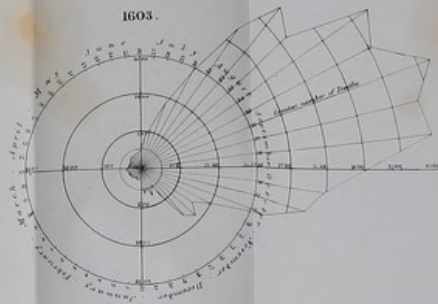


PLAGUE YEARS.

1593.

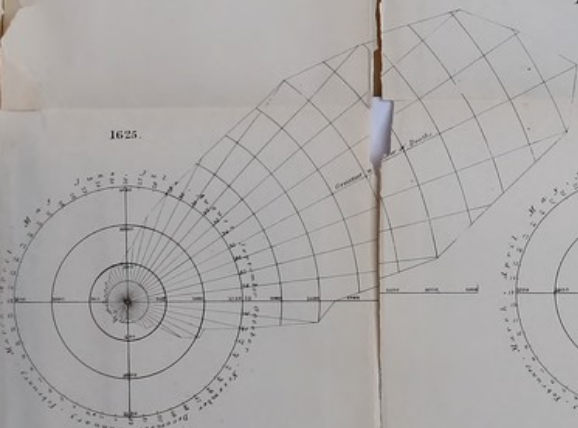


1603.



PLAGUE YEARS.


1625.



1636.



1665.



Similar Diagrams representing the weekly deaths in the years 1593, 1603, 1625, 1636, 1665, 1849, and the average weekly deaths of 1610-1646.
The distance between the Centre and the second, the second and the third circles &c. represents 500 Deaths. The inner circle represents the average weekly deaths of the period, viz. in the diagram of 1849, the average of the 17 years 1847-19, and in the diagram for the several other years, the average is deduced from the 7 years 1647-46. The numbers of the weeks are arranged round the outer circle. The number of deaths in any particular week is shown by the length of the radial line extending from the centre in the direction of the number of the week indicated on the outer circle.

Thus, in the 45th week of the year 1665 the number of deaths was 1388 which is shown by the length of the 45th line. In order to make the deaths in the different years admit of comparison with one another it was necessary to increase the number of deaths in the early years in the same ratio as the population, or to diminish the deaths of later years in the same proportion; but as the former plan if adopted, would have made, either the diagram inconveniently large or the scale of deaths too small, the latter plan was thought preferable.
Note in which the mortality of the Cholera Year (1849) was deduced:

*Estimated population of London (Growth) 1661 - 251,000
1849 - 2,306,076
consequently the population in 1661 was to that in 1849 nearly as 174 to 1000; the deaths in 1849 were therefore reduced in that ratio and the diagram then shows the deaths in 1849 to 368,000 of the population.*
The diagrams 1636 and 1665 are from the actual returns; the population was assumed to be the same as in 1661 when selected by Growth.
The London Bills of Mortality in 1636 had several other parishes added to them; viz. St. John, Hackney; St. Mary, Abington; St. Mary, Lambeth; St. Mary, Newington; St. Mary,

Rochester; St. Dunstan, Stepney; consequently the Bills drawn to the year 1623 returned less than the actual number that occurred in the Metropolis as defined in 1636; the population of which was also probably increasing.
It has been assumed that the parishes not in the Bills, registered Burials equal to one fourth of those included in the Bills.
The Total number of weekly deaths returned has therefore been raised one fourth in the years 1593, 1603, and 1625. It is believed that the mortality of these years is thus understated, notwithstanding the addition to the returns.

WILLIAM L. B. JONES

1881



PART II.—TABLES.

CONTENTS.

PART II.

TABLES:—

	Page
1848.—Deaths from Cholera in the Divisions and Counties of England during the year 1848, and in the Months of October, November, and December.	1-2
„ Deaths from Cholera in the Divisions of England, in each Week of the last Three Months of 1848	3
„ Deaths from Cholera at different Ages, in the Divisions of England, during the last Three Months of 1848	4
1849.—Deaths from Cholera and Diarrhœa (distinguishing Sex) in each of the Divisions, Counties, and Districts of England, during the Year 1849	5-19
„ Deaths from Cholera and Diarrhœa in England, on each Day of each of the Twelve Months of 1849	20-21
„ Deaths from Cholera and Diarrhœa in the Eleven Divisions of England, on each Day of each Month of 1849	22-33
„ Deaths from Cholera and Diarrhœa in the several Counties of England, on each Day of each Month of 1849	34-105
„ Deaths from Cholera and Diarrhœa in London, on each Day of each Month of 1849	106-107
„ Deaths from Cholera and Diarrhœa, at different Ages (distinguishing Sex), in each of the Divisions and Counties of England, during the Year 1849	108-119
„ Deaths from Cholera in England, and in each of the Eleven Divisions, in 1849; showing the Duration of the Attacks among Males and Females at different Ages	120-165
„ Notes on Cholera, giving a brief Sketch of remarkable Facts connected with the Epidemic; also showing the Population, 1841, and the Number of Deaths from Cholera and Diarrhœa in 1849, in each of the 2189 Sub-Districts of England	166-300

DEATHS from CHOLERA during the Year 1848, and in the Months of October, November, and December.

DIVISIONS AND COUNTIES.		Population, 1841.	DEATHS from CHOLERA					
			In the whole of the Year 1848.			In the Months of October, November, and December.		
			Males.	Fem.	Total.	Males.	Fem.	Total.
ENGLAND . . .		15914148	1057	877	1934	612	493	1105
No.	DIVISIONS.							
1	London	1948369	362	300	662	262	216	478
2	South Eastern	1479863	63	45	108	29	23	52
3	South Midland	1141542	115	92	207	84	56	140
4	Eastern	1040616	38	27	65	21	13	34
5	South Western	1740032	40	28	68	14	14	28
6	West Midland	1902125	52	49	101	14	18	32
7	North Midland	1110203	43	42	85	22	18	40
8	North Western	2067164	120	107	227	34	33	67
9	York	1584116	114	93	207	53	41	94
10	Northern	826555	85	78	163	67	55	122
11	Welsh	1068547	25	16	41	12	6	18
	Persons travelling by Railways and Canals	5016
2. SOUTH EASTERN DIVISION.								
1	Surrey (<i>part of</i>)	187868	1	4	5	1	2	3
2	Kent (<i>part of</i>)	447115	30	16	46	15	9	24
3	Sussex	302460	9	5	14	3	..	3
4	Hampshire	352048	17	14	31	7	7	14
5	Berkshire	190372	6	6	12	3	5	8
3. SOUTH MIDLAND DIVISION.								
6	Middlesex (<i>part of</i>)	140895	27	16	43	16	10	26
7	Hertfordshire	162394	11	10	21	9	6	15
8	Buckinghamshire	138248	29	31	60	25	23	48
9	Oxfordshire	163216	4	..	4	3	..	3
10	Northamptonshire	199208	8	9	17	1	2	3
11	Huntingdonshire	55565	3	2	5	1	1	2
12	Bedfordshire	112378	4	8	12	3	4	7
13	Cambridgeshire	169638	29	16	45	26	10	36
4. EASTERN DIVISION.								
14	Essex	320811	9	11	20	6	5	11
15	Suffolk	314681	15	4	19	8	2	10
16	Norfolk	405124	14	12	26	7	6	13
5. SOUTH WESTERN DIVISION.								
17	Wiltshire	242772	5	1	6	3	1	4
18	Dorsetshire	167876	..	1	1	..	1	1
19	Devonshire	537270	22	11	33	5	7	12
20	Cornwall	343321	12	9	21	6	1	7
21	Somersetshire	448793	1	6	7	..	4	4
6. WEST MIDLAND DIVISION.								
22	Gloucestershire	395533	9	5	14	3	2	5
23	Herefordshire	96515	..	2	2
24	Shropshire	241685	2	5	7
25	Staffordshire	528867	13	15	28	2	8	10
26	Worcestershire	230387	7	5	12	3	2	5
27	Warwickshire	409138	21	17	38	6	6	12

Deaths from Cholera during the Year 1848, &c.—*continued.*

COUNTIES.		Population, 1841.	DEATHS from CHOLERA					
			In the whole of the Year 1848.			In the Months of October, November, and December.		
			Males.	Fem.	Total.	Males.	Fem.	Total.
No.	7. NORTH MIDLAND DIVISION.							
28	Leicestershire	220304	7	13	20	2	1	3
29	Rutlandshire	23151	1	..	1	1	..	1
30	Lincolnshire	356226	25	17	42	16	9	25
31	Nottinghamshire	270731	4	7	11	2	5	7
32	Derbyshire	239791	6	5	11	1	3	4
	8. NORTH WESTERN DIVISION.							
33	Cheshire	368400	21	18	39	8	7	15
34	Lancashire	1698764	99	89	188	26	26	52
	9. YORK DIVISION.							
35	West Riding	1176514	74	65	139	30	24	54
36	East Riding (with York) . . .	221376	32	23	55	21	15	36
37	North Riding	186226	8	5	13	2	2	4
	10. NORTHERN DIVISION.							
38	Durham	326043	42	24	66	32	16	48
39	Northumberland	266020	35	41	76	31	34	65
40	Cumberland	178038	8	13	21	4	5	9
41	Westmorland	56454
	11. WELSH DIVISION.							
42	Monmouthshire	151021	2	2	4
43	South Wales	529364	12	6	18	6	4	10
44	North Wales	388162	11	8	19	6	2	8

1848. DEATHS from CHOLERA during each Week of the last three Months.

	DIVISIONS.	Population, 1841.	Total Deaths.	MONTHS.												
				OCTOBER. Weeks ending			NOVEMBER. Weeks ending			DECEMBER. Weeks ending.						
				7 th .	14 th .	21 st .	28 th .	4 th .	11 th .	18 th .	25 th .	2 nd .	9 th .	16 th .	23 rd .	30 th .
No.	ENGLAND . . .	15914148	1105	41	78	99	88	112	91	89	82	71	84	97	85	88
1	London . . .	1948369	478	13	30	45	34	65	62	55	35	20	21	30	31	37
2	South Eastern . . .	1479863	52	2	7	5	3	3	5	1	3	1	10	5	2	5
3	South Midland . . .	1141542	140	4	8	8	12	8	3	14	9	12	18	18	13	13
4	Eastern . . .	1040616	34	2	2	2	6	2	..	2	3	1	8	2	3	1
5	South Western . . .	1740032	28	4	..	4	3	4	1	2	1	4	2	1	2	..
6	West Midland . . .	1902125	32	1	1	5	3	4	2	..	4	4	..	2	4	2
7	North Midland . . .	1110203	40	..	2	5	3	4	4	2	6	3	3	3	1	4
8	North Western . . .	2067164	67	8	12	3	6	7	3	2	1	7	3	6	3	6
9	York . . .	1584116	94	2	8	18	13	11	6	4	8	6	4	5	7	2
10	Northern . . .	826555	122	4	6	3	3	3	5	5	11	13	13	23	17	16
11	Welsh . . .	1068547	18	1	2	1	2	1	..	2	1	..	2	2	2	2

1848. DEATHS from CHOLERA at different Ages during the Months of OCTOBER, NOVEMBER, and DECEMBER.

No.	DIVISIONS.	Population, 1841.	Total Deaths.	Sex.	Deaths.	AGES.																								
						Under 1 Year.	1	2	3	4	Under 5 Years.	5	10	15	20	25	30	35	40	45	50	55	60	65	70	75	80	85	90	
1	ENGLAND .	15914148	1105	Males. Females	612 493	41 20	27 20	20 23	18 15	19	125 97	65 49	36 21	33 15	35 28	44 32	38 40	35 29	38 36	35 28	34 24	31 23	24 26	20 17	9 11	5 11	3 4	2 1	1	
2	London . . .	1948369	478	Males. Females	262 216	3 4	8 6	11 10	9 8	9	39 37	35 27	16 13	15 5	20 10	20 22	15 22	19 16	21 19	12 13	15 11	16 7	9 6	8 6	1 1	1 1	1	1	1	1
3	South Eastern .	1479863	52	Males. Females	29 23	1	1	4	2	1	7 3	1 2	1 1	1 3	1 3	3 1	3 1	1 2	4 2	1 1	2 1	1 2	1 3	1 3	1 3	1 3	1 3	1	1	1
4	South Midland .	1141542	140	Males. Females	84 56	7 2	9 4	1 1	2 1	4 3	23 11	9 3	10 1	4 1	1 3	2 2	2 4	3 3	6 1	7 6	6 4	3 3	3 6	4 4	1 1	1 1	1	1	1	1
5	Eastern . . .	1040616	34	Males. Females	21 13	4 1	2 1	1 1	1 1	1	8 2	1 2	1 1	1 1	1 3	1 1	2 1	1 1	1 1	1 1	1 1	1 1	1 1	1 1	1 1	1 1	1	1	1	1
6	South Western .	1740032	28	Males. Females	14 14	8 2	1 1	1 1	1 1	1	8 4	2 2	1 1	1 1	1 1	1 1	2 1	1 1	1 1	1 1	1 1	1 1	1 1	1 1	1 1	1 1	1	1	1	1
7	West Midland .	1902125	32	Males. Females	14 18	3 1	1 1	1 1	1 1	1	5 3	1 3	1 1	1 1	1 4	1 1	1 1	1 1	2 1	1 1	1 1	1 1	2 1	1 1	1 1	1 1	1	1	1	1
8	North Midland .	1110203	40	Males. Females	22 18	1 1	1 1	1 2	1 1	1	3 6	2 1	1 1	1 1	2 1	1 1	4 3	1 3	2 1	1 1	1 1	1 1	2 1	2 1	1 1	1 1	1	1	1	1
9	North Western .	2067164	67	Males. Females	34 33	7 5	1 2	1 2	1 2	2	11 14	2 2	1 1	1 1	2 1	2 1	3 1	2 1	1 1	3 1	1 2	1 2	2 3	2 1	2 1	1 2	1	1	1	1
10	York . . .	1584116	94	Males. Females	53 41	5 2	1 1	1 3	3 1	1	9 6	6 1	5 1	5 3	1 1	2 1	5 1	3 1	4 5	4 5	3 3	6 5	2 3	4 1	1 1	1 1	1	1	1	1
11	Northern . . .	826555	122	Males. Females	67 55	2 2	4 2	1 3	1 1	2	9 10	6 6	3 3	3 2	4 1	5 5	5 2	5 2	5 5	2 1	5 1	4 2	2 2	2 3	2 3	1 1	1	1	1	1
12	Welsh . . .	1062547	18	Males. Females	12 6	1 1	1 1	1 1	1 1	1	3 1	1 1	1 1	1 1	1 1	1 1	2 1	2 1	1 1	1 1	1 1	1 1	1 1	1 1	1 1	1	1	1	1	1

DEATHS from CHOLERA and DIARRHOEA during the Year 1849, in the several Divisions, Counties, and Districts of England.

DIVISIONS AND COUNTIES.		Population, 1841.	CHOLERA.			Total of Cholera and Diarrhoea	DIARRHOEA.		
			Males.	Fem.	Total.		Total.	Males.	Fem.
ENGLAND . .		15914148	26108	27185	53293	72180	18887	9637	9250
No.	DIVISIONS.								
1	London	1948369	6701	7436	14137	18036	3899	1970	1929
2	South Eastern	1479863	1679	1530	3209	4678	1469	749	720
3	South Midland	1141542	793	724	1517	2430	913	454	459
4	Eastern	1040616	456	423	879	1653	774	417	357
5	South Western	1740032	2248	2316	4564	5650	1086	572	514
6	West Midland	1902125	2679	2495	5174	7577	2403	1253	1150
7	North Midland	1110203	317	267	584	1348	764	397	367
8	North Western	2067164	4122	4714	8836	13042	4206	2128	2078
9	York	1584116	3126	3220	6346	8301	1955	970	985
10	Northern	826555	1614	1860	3474	4263	789	379	410
11	Welsh	1068547	2373	2200	4573	5202	629	348	281
	Persons travelling by Rail- ways and Canals . . }	5016
I. LONDON.									
	Middlesex (part of) . .	1442731	3388	3612	7000	9593	2593	1306	1287
	Surrey (part of) . . .	398537	2814	3509	6323	7373	1050	518	532
	Kent (Greenwich and Lewisham) }	104011	499	315	814	1070	256	146	110
	Police on Duty	3090
2. SOUTH EASTERN DIVISION.									
1	Surrey (part of)	187868	141	115	256	400	144	76	68
2	Kent (part of)	447115	650	558	1208	1715	507	274	233
3	Sussex	302460	187	168	355	634	279	129	150
4	Hampshire	352048	625	615	1240	1630	390	185	205
5	Berkshire	190372	76	74	150	299	149	85	64
3. SOUTH MIDLAND DIVISION.									
6	Middlesex (part of) . .	140895	216	192	408	595	187	96	91
7	Hertfordshire	162394	177	146	323	446	123	55	68
8	Buckinghamshire . . .	138248	90	86	176	279	103	51	52
9	Oxfordshire	163216	54	61	115	221	106	50	56
10	Northamptonshire . .	199208	73	68	141	264	123	64	59
11	Huntingdonshire . . .	55565	9	5	14	48	34	19	15
12	Bedfordshire	112378	33	40	73	159	86	38	48
13	Cambridgeshire	169638	141	126	267	418	151	81	70
4. EASTERN DIVISION.									
14	Essex	320811	299	278	577	876	299	162	137
15	Suffolk	314681	41	39	80	296	216	118	98
16	Norfolk	405124	116	106	222	481	259	137	122
5. SOUTH WESTERN DIVISION.									
17	Wiltshire	242772	170	150	320	488	168	87	81
18	Dorsetshire	167876	61	58	119	182	63	27	36
19	Devonshire	537270	1139	1223	2362	2722	360	194	166
20	Cornwall	343321	399	435	834	974	140	72	68
21	Somersetshire	448793	479	450	929	1284	355	192	163

Deaths from Cholera and Diarrhœa during the Year 1849, &c.—*continued.*

COUNTIES.		Population, 1841.	CHOLERA.			Total of Cholera and Diarrhoea	DIARRHOEA.		
			Males.	Fem.	Total.		Total.	Males.	Fem.
6. WEST MIDLAND DIVISION.									
No.									
22	Gloucestershire	395533	718	749	1467	1878	411	226	185
23	Herefordshire	96515	1	..	1	29	28	16	12
24	Shropshire.	241685	169	142	311	426	115	58	57
25	Staffordshire	528867	1396	1277	2673	3575	902	472	430
26	Worcestershire	230387	227	205	432	639	207	109	98
27	Warwickshire.	409138	168	122	290	1030	740	372	368
7. NORTH MIDLAND DIVISION.									
28	Leicestershire.	220304	15	3	18	171	153	91	62
29	Rutlandshire	23151	7	2	9	16	7	3	4
30	Lincolnshire	356226	199	172	371	617	246	119	127
31	Nottinghamshire	270731	68	69	137	375	238	117	121
32	Derbyshire	239791	28	21	49	169	120	67	53
8. NORTH WESTERN DIVISION.									
33	Cheshire	368400	352	302	654	1068	414	200	214
34	Lancashire	1698764	3770	4412	8182	11974	3792	1928	1864
9. YORK DIVISION.									
35	West Riding	1176514	2057	2101	4158	5612	1454	717	737
36	East Riding (with York).	221376	1039	1102	2141	2579	438	219	219
37	North Riding.	186226	30	17	47	110	63	34	29
10. NORTHERN DIVISION.									
38	Durham	326043	766	877	1643	2022	379	173	206
39	Northumberland	266020	670	740	1410	1679	269	140	129
40	Cumberland	178038	178	242	420	544	124	59	65
41	Westmorland	56454	..	1	1	18	17	7	10
11. WELSH DIVISION.									
42	Monmouthshire	151021	467	310	777	902	125	73	52
43	South Wales	529364	1782	1770	3552	3955	403	214	189
44	North Wales	388162	124	120	244	345	101	61	40

I. LONDON.

DISTRICTS.		Population, 1841.	CHOLERA.			Total of Cholera and Diarrhoea	DIARRHOEA.		
			Males.	Fem.	Total.		Total.	Males.	Fem.
No.	MIDDLESEX (<i>part of</i>)								
1	Kensington	74779	128	132	260	406	146	76	70
2	Chelsea	40179	111	136	247	339	92	44	48
3	St. George, Hanover Square	66552	59	72	131	200	69	34	35
4	Westminster	56712	231	206	437	549	112	58	54
5	St. Martin-in-the-Fields .	25091	45	46	91	118	27	13	14
6	St. James, Westminster .	37398	26	31	57	97	40	20	20
7	Marylebone	138164	123	138	261	490	229	109	120
8	Hampstead	10093	4	5	9	20	11	8	3
9	Pancras	129763	167	193	360	592	232	110	122
10	Islington	55690	94	93	187	297	110	55	55
11	Hackney	42261	69	70	139	232	93	49	44
12	St. Giles	54292	114	171	285	362	77	38	39
13	Strand	43598	70	86	156	218	62	27	35
14	Holborn	44461	70	91	161	216	55	24	31
15	Clerkenwell	56708	65	56	121	213	92	44	48
16	St. Luke	49829	71	112	183	280	97	48	49
17	East London	39655	75	107	182	239	57	35	22
18	West London	29142	199	230	429	492	63	31	32
19	London City	55920	96	111	207	254	47	21	26
20	Shoreditch	83432	354	435	789	978	189	93	96
21	Bethnal Green	74088	391	398	789	996	207	112	95
22	Whitechapel	71765	271	235	506	661	155	80	75
23	St. George-in-the-East .	41350	119	80	199	269	70	35	35
24	Stepney	90687	271	230	501	685	184	103	81
25	Poplar	31122	165	148	313	390	77	39	38
	SURREY (<i>part of</i>)								
26	St. Saviour Southwark .	32975	230	309	539	650	111	53	58
27	St. Olave Southwark .	19837	179	170	349	398	49	19	30
28	Bermondsey	34947	326	408	734	883	149	74	75
29	St. George Southwark .	46644	388	448	836	961	125	61	64
30	Newington	54606	377	530	907	1042	135	64	71
31	Lambeth	115888	681	937	1618	1894	276	136	140
32	Wandsworth	39855	221	263	484	559	75	41	34
33	Camberwell	39868	240	264	504	590	86	41	45
34	Rotherhithe	13917	172	180	352	396	44	29	15
	KENT (<i>part of</i>)								
35	Greenwich	80997	447	271	718	920	202	121	81
36	Lewisham	23014	52	44	96	150	54	25	29

2. SOUTH-EASTERN DIVISION.

	1.—SURREY (<i>part of</i>)								
37	Epsom	17248	5	6	11	21	10	3	7
38	Chertsey	14928	19	17	36	42	6	2	4
39	Guildford	23081	9	3	12	23	11	5	6
40	Farnham	10658	3	3	6	21	15	8	7
41	Farnborough	7124	4	4	4	..
42	Hambleton	12811	6	6	3	3
43	Dorking	10978	4	..	4	9	5	1	4
44	Reigate	14328	7	1	8	12	4	..	4
45	Godstone	11459	1	4	5	6	1	1	..
46	Croydon	27720	51	43	94	137	43	25	18
47	Kingston	23975	14	18	32	58	26	16	10
48	Richmond	13558	28	20	48	61	13	8	5

2. SOUTH EASTERN DIVISION—continued.

DISTRICTS.		Population, 1841	CHOLERA.			Total of Cholera and Diarrhoea	DIARRHOEA.		
			Males.	Fem.	Total.		Total.	Males.	Fem.
2. KENT (<i>part of.</i>)									
No.									
49	Bromley	16077	6	4	10	23	13	8	5
50	Dartford	25366	68	49	117	136	19	12	7
51	Gravesend	15670	105	91	196	234	38	21	17
52	North Aylesford	14676	40	33	73	89	16	7	9
53	Hoo	2794	4	3	7	10	3	2	1
54	Medway	37616	74	53	127	189	62	25	37
55	Malling	17933	12	7	19	37	18	15	3
56	Sevenoaks	22209	1	4	5	11	6	4	2
57	Tunbridge	23817	7	12	19	40	21	15	6
58	Maidstone	32310	44	54	98	154	56	31	25
59	Hollingbourn	13819	8	2	10	23	13	8	5
60	Cranbrook	13163	8	8	3	5
61	Tenderden	10999	..	2	2	14	12	6	6
62	West Ashford	11329	5	5	10	18	8	3	5
63	East Ashford	11530	3	3	6	15	9	5	4
64	Bridge	10981	3	2	5	14	9	6	3
65	Canterbury	15003	18	19	37	50	13	5	8
66	Blean	13787	14	9	23	32	9	5	4
67	Faversham	15914	12	4	16	28	12	7	5
68	Milton	11492	42	26	68	84	16	9	7
69	Sheppey	10858	30	24	54	71	17	9	8
70	Thanet	31466	94	109	203	260	57	33	24
71	Eastry	23921	5	2	7	31	24	11	13
72	Dover	24523	54	40	94	124	30	14	16
73	Elham	14662	1	..	1	16	15	8	7
74	Romney Marsh	5200	..	1	1	4	3	2	1
3. Sussex.									
75	Rye	11792	2	6	8	14	6	3	3
76	Hastings	14836	26	25	51	79	28	12	16
77	Battle	12036	2	1	3	8	5	4	1
78	Eastbourne	7950	..	2	2	3	1	1	..
79	Hailsham	12433	1	2	3	10	7	4	3
80	Ticehurst	14197	8	3	11	28	17	8	9
81	Uckfield	16441	1	2	3	12	9	4	5
82	East Grinstead	12619	..	1	1	5	4	2	2
83	Cuckfield	17132	12	5	17	26	9	4	5
84	Lewes	24816	2	..	2	23	21	11	10
85	Brighton	46661	99	95	194	280	86	38	48
86	Steyning	14353	11	13	24	33	9	2	7
87	Horsham	13400	3	1	4	13	9	4	5
88	Petworth	9680	..	1	1	1
89	Thakeham	7765	3	1	4	7	3	1	2
90	Worthing	17568	4	4	8	15	7	5	2
91	Westhampnett	14157	4	..	4	17	13	7	6
92	Chichester	14620	6	6	12	41	29	9	20
93	Midhurst	13325	1	..	1	10	9	6	3
94	Westbourne	6669	2	..	2	9	7	4	3
4. HAMPSHIRE.									
95	Havant	6643	3	..	3	8	5	3	2
96	Portsea Island	53058	267	301	568	696	128	61	67
97	Alverstoke	13510	76	50	126	146	20	7	13
98	Fareham	14599	6	5	11	25	14	8	6
99	Isle of Wight	42550	77	75	152	188	36	22	14
100	Lymington	11478	8	8	2	6
101	Christchurch	7838
102	Ringwood	5305	2	2	..	2
103	Fordingbridge	6705	7	2	9	10	1	1	..

2. SOUTH EASTERN DIVISION—continued.

DISTRICTS.		Population, 1841.	CHOLERA.			Total of Cholera and Diarrhoea	DIARRHŒA.		
			Males.	Fem.	Total.		Total.	Males.	Fem.
No.	4. HAMPSHIRE—continued.								
104	New Forest	13245	2	4	6	22	16	6	10
105	Southampton	27103	119	121	240	293	53	31	22
106	South Stoneham	12693	21	13	34	57	23	8	15
107	Romsey	10388	6	9	15	27	12	6	6
108	Stockbridge	7094	1	1	2	3	1	..	1
109	Winchester	23044	20	22	42	71	29	11	18
110	Droxford	10281	1	..	1	7	6	3	3
111	Catherington	2356	1	1	2	2
112	Petersfield.	7461	2	1	3	12	9	5	4
113	Alresford	7094
114	Alton	11299	6	3	9	15	6	2	4
115	Hartley Wintney.	10722	1	1	..	1
116	Basingstoke	16627	1	1	2	12	10	4	6
117	Whitchurch	5495	1	..	1	4	3	..	3
118	Andover	16998	5	4	9	12	3	3	..
119	Kingsclere	8462	3	2	5	9	4	2	2
5. BERKSHIRE.									
120	Newbury	19964	11	16	27	41	14	8	6
121	Hungerford	19896	1	..	1	21	20	11	9
122	Faringdon	15583	..	1	1	3	2	1	1
123	Abingdon	18780	17	17	34	60	26	17	9
124	Wantage	16832	10	10	5	5
125	Wallingford	13950	7	7	5	2
126	Bradfield	15555	1	2	3	11	8	3	5
127	Reading	19521	6	11	17	61	44	25	19
128	Wokingham	12803	1	..	1	2	1	1	..
129	Cookham	11058	6	2	8	19	11	6	5
130	Easthampstead	5926	2	2	..	2
131	Windsor	20504	33	25	58	62	4	3	1

3. SOUTH MIDLAND DIVISION.

6. MIDDLESEX (part of.)									
132	Staines	13218	22	19	41	61	20	15	5
133	Uxbridge	18879	23	17	40	61	21	6	15
134	Brentford	37053	86	98	184	223	39	22	17
135	Hendon	15444	11	3	14	28	14	7	7
136	Barnet	13759	22	6	28	57	29	14	15
137	Edmonton	42542	52	49	101	165	64	32	32
7. HERTFORDSHIRE.									
138	Ware	15504	12	6	18	26	8	4	4
139	Bishop Stortford	19370	2	1	3	21	18	12	6
140	Royston	24930	3	6	9	18	9	4	5
141	Hitchin	22346	68	59	127	154	27	9	18
142	Hertford	14145	43	38	81	88	7	4	3
143	Hatfield	8019	1	1	2	12	10	6	4
144	St. Albans	17048	6	6	12	20	8	2	6
145	Watford	18009	26	19	45	56	11	3	8
146	Hemel Hempstead	11498	11	10	21	32	11	5	6
147	Berkhampstead	11525	5	..	5	19	14	6	8
8. BUCKINGHAMSHIRE.									
148	Amersham	18212	4	7	11	26	15	5	10
149	Eton	20243	20	21	41	57	16	6	10
150	Wycombe	32046	53	47	100	122	22	13	9

3. SOUTH MIDLAND DIVISION—continued.

DISTRICTS.		Population, 1841.	CHOLERA.			Total of Cholera and Diarrhoea	DIARRHOEA.		
			Males.	Fem.	Total.		Total.	Males.	Fem.
No.	8. BUCKINGHAMSHIRE—con.								
151	Aylesbury	22135	10	9	19	47	28	13	15
152	Winslow	8376	5	5	4	1
153	Newport Pagnell	22997	2	2	4	15	11	6	5
154	Buckingham	14239	1	..	1	7	6	4	2
9. OXFORDSHIRE.									
155	Henley	17545	3	1	4	17	13	7	6
156	Thame.	15605	2	2	1	1
157	Headington	14004	12	19	31	49	18	10	8
158	Oxford.	19796	22	22	44	66	22	10	12
159	Bicester	15200	..	2	2	3	1	1	..
160	Woodstock	13390	5	5	4	1
161	Witney	22963	17	16	33	48	15	5	10
162	Chipping Norton	16148	2	2	2	..
163	Banbury	28565	..	1	1	29	28	10	18
10. NORTHAMPTONSHIRE.									
164	Brackley	13425	5	5	3	2
165	Towcester	12537	9	9	5	4
166	Potterspury	9794	4	4	1	3
167	Hardingstone	8668	15	9	24	29	5	5	..
168	Northampton	28121	24	25	49	75	26	12	14
169	Daventry	21467	2	3	5	9	4	4	..
170	Brixworth	14490	11	11	4	7
171	Wellingborough	19947	1	1	2	8	6	5	1
172	Kettering	18269	..	1	1	6	5	3	2
173	Thrapston.	12041	7	2	9	17	8	3	5
174	Oundle	14976	1	1	2	4	2	1	1
175	Peterborough	25473	23	26	49	87	38	18	20
11. HUNTINGDONSHIRE.									
176	Huntingdon	18432	4	3	7	27	20	12	8
177	St. Ives	19098	4	1	5	8	3	1	2
178	St. Neots	18035	1	1	2	13	11	6	5
12. BEDFORDSHIRE.									
179	Bedford	31766	16	21	37	62	25	11	14
180	Biggleswade	20694	13	15	28	47	19	10	9
181	Amphill	15681	..	1	1	10	9	5	4
182	Woburn	11282	2	..	2	5	3	2	1
183	Leighton Buzzard	15042	2	1	3	21	18	6	12
184	Luton	17913	..	2	2	14	12	4	8
13. CAMBRIDGESHIRE.									
185	Caxton.	10077	3	9	12	13	1	..	1
186	Chesterton.	21599	4	1	5	14	9	4	5
187	Cambridge	24453	5	..	5	34	29	16	13
188	Linton	12960	1	1	2	14	12	3	9
189	Newmarket	27361	1	4	5	24	19	7	12
190	Ely.	20096	1	2	3	16	13	7	6
191	North Witchford	14733	44	41	85	100	15	9	6
192	Whittlesey	6874	8	4	12	19	7	5	2
193	Wisbeach	31485	74	64	138	184	46	30	16

4. EASTERN DIVISION.

DISTRICTS.		Population, 1841.	CHOLERA.			Total of Cholera and Diarrhoea	DIARRHOEA.		
			Males.	Fem.	Total.		Total.	Males.	Fem.
14. ESSEX.									
No.									
194	West Ham	26920	72	62	134	173	39	17	22
195	Epping	15987	7	13	20	37	17	11	6
196	Ongar	11801	1	2	3	5	2	1	1
197	Romford	22206	81	82	163	206	43	22	21
198	Orsett	10156	16	12	28	42	14	8	6
199	Billericay	13607	2	2	4	12	8	3	5
200	Chelmsford	30607	2	2	4	13	9	6	3
201	Rochford	15920	56	49	105	124	19	10	9
202	Maldon	20811	19	13	32	54	22	12	10
203	Tendring	26253	34	37	71	104	33	13	20
204	Colchester	17790	2	2	4	9	5	4	1
205	Lexden	20895	3	..	3	36	33	18	15
206	Witham	15410	2	..	2	15	13	11	2
207	Halstead	17720	14	14	9	5
208	Braintree	16018	8	8	6	2
209	Dunmow	19880	1	2	3	16	13	6	7
210	Saffron Walden	18830	1	..	1	8	7	5	2
15. SUFFOLK.									
211	Risbridge	17440	1	3	4	13	9	5	4
212	Sudbury	30019	..	1	1	19	18	11	7
213	Cosford	18238	12	12	4	8
214	Thingoe	18035	4	4	1	3
215	Bury St. Edmunds	12538	1	2	3	7	4	1	3
216	Mildenhall	9184	1	1	1	..
217	Stow	19678	1	1	2	9	7	4	3
218	Hartismere	18530	1	..	1	10	9	8	1
219	Hoxne	15796	..	1	1	10	9	3	6
220	Bosmere	16521	1	..	1	11	10	8	2
221	Samford	11813	2	..	2	9	7	4	3
222	Ipswich	25264	10	8	18	77	59	33	26
223	Woodbridge	23001	5	1	6	20	14	8	6
224	Plomesgate	21051	3	3	3	..
225	Blything	27321	3	1	4	26	22	10	12
226	Wangford	13860	3	7	10	28	18	10	8
227	Mutford	16392	13	14	27	37	10	4	6
16. NORFOLK.									
228	Yarmouth	24086	53	34	87	131	44	26	18
229	Flegg	7676	..	2	2	11	9	5	4
230	Tunstead	15433	3	1	4	15	11	3	8
231	Erpingham	20507	..	1	1	11	10	5	5
232	Aylsham	20056	9	12	21	28	7	4	3
233	St. Faiths	11545	2	4	6	6
234	Norwich	61846	11	27	38	137	99	50	49
235	Forehoe	13530	2	1	3	6	3	3	..
236	Henstead	11381	1	..	1	3	2	2	..
237	Blofield	10555	8	8	5	3
238	Loddon	14472	2	..	2	5	3	1	2
239	Depwade	25589	..	1	1	10	9	5	4
240	Guiltecross	11964	1	1	1	..
241	Wayland	11162	1	1	..	1
242	Mitford	28472	10	11	21	29	8	4	4
243	Walsingham	20960	2	2	..	2
244	Docking	16927	13	4	17	22	5	3	2
245	Freebridge Lynn	12580	2	2	1	1
246	Kings Lynn	16554	1	1	2	21	19	11	8
247	Downham	19202	3	4	7	14	7	4	3
248	Swaffham	13086	5	1	6	7	1	..	1
249	Thetford	17541	1	2	3	11	8	4	4

5. SOUTH WESTERN DIVISION.

DISTRICTS.		Population, 1841.	CHOLERA.			Total of Cholera and Diarrhoea.	DIARRHOEA.		
			Males.	Fem.	Total.		Total.	Males.	Fem.
17. WILTSHIRE.									
No.									
250	Highworth	15559	2	..	2	5	3	1	2
251	Cricklade	13195	4	1	5	13	8	4	4
252	Malmesbury	14714	1	..	1	8	7	2	5
253	Chippenham	23298	6	8	14	28	14	11	3
254	Calne	9324	4	4	1	3
255	Marlborough	9236	2	3	5	9	4	3	1
256	Devizes	22129	37	30	67	74	7	3	4
257	Melksham	18879	1	..	1	23	22	14	8
258	Bradford	13379	4	3	7	23	16	10	6
259	Westbury	13400	4	..	4	12	8	2	6
260	Warminster	17109	3	3	6	10	4	2	2
261	Pewsey	12259	1	..	1	14	13	7	6
262	Amesbury	7706	..	1	1	2	1	..	1
263	Alderbury	14174	11	16	27	43	16	6	10
264	Salisbury	9490	88	77	165	195	30	18	12
265	Wilton	10328	6	6	12	14	2	..	2
266	Tisbury	10095	..	2	2	3	1	1	..
267	Mere	8498	8	8	2	6
18. DORSETSHIRE.									
268	Shaftesbury	13106	3	3	1	2
269	Sturminster	10207	1	1	..	1
270	Blandford	13895	1	1	..	1
271	Wimborne	15949	7	7	2	5
272	Poole	12076	15	16	31	35	4	1	3
273	Wareham	16540	1	..	1	6	5	3	2
274	Weymouth	18694	29	30	59	81	22	13	9
275	Dorchester	23381	8	8	16	19	3	..	3
276	Sherborne	12242	1	..	1	1
277	Beaminster	15112	7	7	2	5
278	Bridport	16674	7	4	11	21	10	5	5
19. DEVONSHIRE.									
279	Axminster	20583	..	1	1	12	11	6	5
280	Honiton	23892	4	1	5	11	6	4	2
281	St. Thomas	47104	10	11	21	49	28	12	16
282	Exeter	31312	26	18	44	83	39	27	12
283	Newton Abbot	44359	33	53	86	127	41	23	18
284	Totnes	34128	44	63	107	130	23	14	9
285	Kingsbridge	21537	9	8	17	24	7	4	3
286	Plympton St. Mary	19807	75	76	151	157	6	4	2
287	Plymouth	36520	389	441	830	879	49	23	26
288	East Stonehouse	9712	89	82	171	180	9	3	6
289	Stoke Damerel	33820	354	367	721	785	64	31	33
290	Tavistock	23995	77	63	140	156	16	7	9
291	Okehampton	22001	4	2	6	8	2	1	1
292	Crediton	22030	11	11	7	4
293	Tiverton	38172	2	3	5	15	10	6	4
294	South Molton	20982	9	9	7	2
295	Barnstaple	37195	20	32	52	78	26	13	13
296	Torrington	18187	1	..	1	1
297	Bideford	19581	1	1	2	5	3	2	1
298	Holsworthy	12353	1	1	2	2
20. CORNWALL.									
299	Stratton	9432	2	..	2	2
300	Camelford	8063	..	1	1	6	5	5	..
301	Launceston	16727	1	2	3	8	5	1	4
302	St. Germans	16120	104	132	236	254	18	10	8

5. SOUTH WESTERN DIVISION—continued.

DISTRICTS.		Population, 1841.	CHOLERA.			Total of Cholera and Diarrhoea.	DIARRHOEA.		
			Males.	Fem.	Total.		Total.	Males.	Fem.
No.	20. CORNWALL—continued.								
303	Liskeard	26475	68	64	132	157	25	14	11
304	Bodmin	20800	1	1	2	6	4	2	2
305	St. Columb	16167	2	2	4	7	3	1	2
306	St. Austell.	31408	62	73	135	141	6	2	4
307	Truro	43148	44	37	81	94	13	5	8
308	Falmouth	21700	40	33	73	86	13	7	6
309	Helston	32538	1	5	6	17	11	5	6
310	Redruth	48047	59	74	133	142	9	4	5
311	Penzance	50114	12	10	22	50	28	16	12
312	Scilly Islands.	2582	3	1	4	4
21. SOMERSETSHIRE.									
313	Williton	19374	..	1	1	2	1	..	1
314	Wellington	21777	1	..	1	9	8	3	5
315	Taunton	33422	30	30	60	91	31	15	16
316	Bridgwater	31793	110	125	235	266	31	16	15
317	Langport	18109	10	10	6	4
318	Chard	26612	2	..	2	15	13	5	8
319	Yeovil	27884	2	1	3	21	18	9	9
320	Wincanton	21286	1	1	2	11	9	6	3
321	Frome	25817	2	1	3	27	24	14	10
322	Shepton Mallet	17645	21	19	40	50	10	5	5
323	Wells	20609	12	14	26	34	8	2	6
324	Axbridge	32204	8	2	10	27	17	13	4
325	Clutton	25190	50	48	98	121	23	8	15
326	Bath	69083	46	44	90	191	101	59	42
327	Keynsham.	21708	41	36	77	95	18	14	4
328	Bedminster	36280	153	128	281	314	33	17	16

6. WEST MIDLAND DIVISION.

22. GLOUCESTERSHIRE.									
329	Bristol	64266	297	294	591	714	123	61	62
330	Clifton	65781	245	318	563	651	88	55	33
331	Chipping Sodbury	19226	1	1	2	27	25	15	10
332	Thornbury	16467	4	4	8	17	9	6	3
333	Dursley	16621	28	30	58	73	15	6	9
334	Westbury-on-Severn	15775	6	1	7	13	6	4	2
335	Newent	11687	1	1	2	9	7	5	2
336	Gloucester	26815	65	54	119	148	29	19	10
337	Wheatenhurst	7960	12	5	17	23	6	4	2
338	Stroud	38929	19	15	34	56	22	6	16
339	Tetbury	5891	1	1	..	1
340	Cirencester	20728	1	..	1	8	7	2	5
341	Northleach	10661
342	Stow-on-the-Wold	9522	1	1	1	..
343	Winchcomb	10000	4	4	3	1
344	Cheltenham	40246	2	4	6	57	51	32	19
345	Tewkesbury	14958	37	22	59	76	17	7	10
23. HEREFORDSHIRE.									
346	Ledbury	12885
347	Ross	14800	3	3	..	3
348	Hereford	34458	21	21	13	8
349	Weobly	8484	1	1	..	1
350	Bromyard	11493	1	1	1	..
351	Leominster	14395	1	..	1	3	2	2	..

6. WEST MIDLAND DIVISION—continued.

DISTRICTS.		Population, 1841.	CHOLERA.			Total of Cholera and Diarrhoea.	DIARRHOEA.		
			Males.	Fem.	Total.		Total.	Males.	Fem.
24. SHROPSHIRE.									
No.									
352	Ludlow	17521	3	3	1	2
353	Clun	10022	1	1	..	1
354	Church Stretton	6066	1	1	2	5	3	2	1
355	Cleobury Mortimer	8708	1	..	1	8	7	3	4
356	Bridgnorth	15878	36	39	75	85	10	9	1
357	Shiffrall	11050	..	1	1	4	3	1	2
358	Madeley	26255	37	24	61	70	9	6	3
359	Atcham	18842	8	7	15	21	6	2	4
360	Shrewsbury	21518	69	47	116	142	26	11	15
361	Oswestry	23072	1	2	3	11	8	5	3
362	Ellesmere	16334	2	1	3	7	4	1	3
363	Wem	17854	2	4	6	10	4	2	2
364	Market Drayton	13950	8	7	15	22	7	5	2
365	Wellington	19898	2	7	9	26	17	8	9
366	Newport	14717	2	2	4	11	7	2	5
25. STAFFORDSHIRE.									
367	Stafford	20292	3	..	3	14	11	2	9
368	Stone	18806	5	2	7	10	3	..	3
369	Newcastle-under-Lyme	19489	94	147	241	265	24	6	18
370	Wolstanton	32666	38	41	79	144	65	42	23
371	Stoke-upon-Trent	47951	57	46	103	166	63	30	33
372	Leek	21297	3	..	3	13	10	4	6
373	Cheadle	17859	1	1	2	11	9	6	3
374	Uttoxeter	14932	1	1	..	1
375	Burton-upon-Trent	28876	2	4	6	19	13	4	9
376	Tamworth	12904	2	..	2	7	5	3	2
377	Lichfield	24116	3	3	6	20	14	7	7
378	Penkridge	16074	7	1	8	17	9	7	2
379	Wolverhampton	80721	734	631	1365	1608	243	130	113
380	Walsall	34253	82	104	186	240	54	30	24
381	West Bromwich	52578	151	99	250	358	108	55	53
382	Dudley	86053	214	198	412	682	270	146	124
26. WORCESTERSHIRE.									
383	Stourbridge	47929	161	153	314	387	73	33	40
384	Kidderminster	29407	5	8	13	47	34	13	21
385	Tenbury	7066	3	3	2	1
386	Martley	13121	1	..	1	4	3	2	1
387	Worcester	27133	27	16	43	70	27	17	10
388	Upton-on-Severn	16891	5	8	13	16	3	2	1
389	Evesham	13889	8	8	2	6
390	Pershore	13382	8	8	8	..
391	Droitwich	17468	12	10	22	32	10	4	6
392	Bromsgrove	22427	13	6	19	39	20	13	7
393	Kings Norton	21674	3	4	7	25	18	13	5
27. WARWICKSHIRE.									
394	Birmingham	138215	22	7	29	456	427	213	214
395	Aston	50977	4	2	6	108	102	49	53
396	Meriden	11602	1	..	1	5	4	1	3
397	Atherstone	10891	8	8	..	8
398	Nuneaton	12250	2	..	2	13	11	5	6
399	Foleshill	17346	13	11	24	29	5	3	2
400	Coventry	31032	108	94	202	308	106	56	50
401	Rugby	20588	1	..	1	3	2	..	2
402	Solihull	12404	6	6	3	3
403	Warwick	37209	13	7	20	49	29	16	13
404	Stratford-on-Avon	20202	1	1	2	16	14	8	6
405	Alcester	16838	1	..	1	12	11	9	2
406	Shipston-on-Stour	19687	1	..	1	4	3	2	1
407	Southam	9897	1	..	1	13	12	7	5

7. NORTH MIDLAND DIVISION.

DISTRICTS.		Population, 1841	CHOLERA.			Total of Cholera and Diarrhoea.	DIARRHOEA.		
			Males.	Fem.	Total.		Total.	Males.	Fem.
No.	28. LEICESTERSHIRE.								
408	Lutterworth	16043	1	..	1	6	5	4	1
409	Market Harborough . . .	15789	4	4	2	2
410	Billesdon	6810	1	..	1	3	2	1	1
411	Blaby	13699	17	17	10	7
412	Hinckley	15615	12	12	6	6
413	Market Bosworth	13600	1	..	1	1
414	Ashby-de-la-Zouch	24234	3	1	4	13	9	4	5
415	Loughborough	24669	6	1	7	21	14	11	3
416	Barrow-on-Soar	19695	1	1	2	9	7	4	3
417	Leicester	50853	2	..	2	77	75	44	31
418	Melton Mowbray	19297	8	8	5	3
	29. RUTLANDSHIRE.								
419	Oakham	11218	4	2	6	11	5	2	3
420	Uppingham	11933	3	..	3	5	2	1	1
	30. LINCOLNSHIRE.								
421	Stamford	17063	1	..	1	6	5	2	3
422	Bourn	20382	4	3	7	15	8	4	4
423	Spalding	20009	1	1	2	24	22	8	14
424	Holbeach	16996	2	1	3	14	11	8	3
425	Boston	34681	25	10	35	42	7	4	3
426	Sleaford	23233	1	1	2	19	17	8	9
427	Grantham	25615	4	..	4	11	7	5	2
428	Lincoln	36110	6	1	7	49	42	18	24
429	Horncastle	23220	5	..	5	17	12	6	6
430	Spilsby	26753	1	..	1	6	5	2	3
431	Louth	29409	3	..	3	8	5	3	2
432	Caistor	27069	24	5	29	51	22	12	10
433	Glanford Brigg	29829	12	14	26	46	20	7	13
434	Gainsborough	25857	110	136	246	309	63	32	31
	31. NOTTINGHAMSHIRE.								
435	East Retford	21376	9	12	21	29	8	5	3
436	Worksop	17977	2	..	2	10	8	3	5
437	Mansfield	27627	2	3	5	13	8	4	4
438	Basford	59627	21	21	42	82	40	19	21
439	Radford	22473	4	3	7	46	39	15	24
440	Nottingham	53091	9	9	18	112	94	48	46
441	Southwell	25014	3	3	2	1
442	Newark	27350	14	14	28	50	22	14	8
443	Bingham	16196	7	7	14	30	16	7	9
	32. DERBYSHIRE.								
444	Shardlow	32629	3	3	6	25	19	9	10
445	Derby	35019	9	9	18	58	40	22	18
446	Belper	46233	2	1	3	25	22	9	13
447	Ashborne	21357	2	2	4	7	3	3	..
448	Chesterfield	39380	1	2	3	26	23	17	6
449	Bakewell	29393	..	1	1	7	6	4	2
450	Chapel-en-le-Frith	11687	3	1	4	5	1	1	..
451	Hayfield	24093	8	2	10	16	6	2	4

8. NORTH WESTERN DIVISION.

DISTRICTS.		Population, 1841.	CHOLERA.			Total of Cholera and Diarrhoea	DIARRHOEA.			
			Males.	Fem.	Total.		Total.	Males.	Fem.	
No.	33. CHESHIRE.									
452	Stockport	85678	36	36	72	237	165	83	82	
453	Macclesfield	56035	19	16	35	81	46	20	26	
454	Altrincham.	31019	5	2	7	26	19	13	6	
455	Runcorn	22892	40	42	82	107	25	13	12	
456	Northwich.	29017	33	13	46	63	17	6	11	
457	Congleton	29037	1	..	1	15	14	8	6	
458	Nantwich	33841	93	88	181	198	17	7	10	
459	Great Boughton (Chester)	49097	54	37	91	132	41	21	20	
460	Wirrall.	31784	71	68	139	209	70	29	41	
		34. LANCASHIRE.								
461	Liverpool	223003	1895	2278	4173	5154	981	459	522	
462	West Derby	88680	488	647	1135	1414	279	141	138	
463	Prescot	43739	93	83	176	235	59	32	27	
464	Ormskirk	34975	37	39	76	149	73	40	33	
465	Wigan	66022	291	272	563	720	157	84	73	
466	Warrington	33038	31	32	63	105	42	25	17	
467	Leigh	28552	8	3	11	34	23	13	10	
468	Bolton	97529	73	50	123	228	105	56	49	
469	Bury	77497	34	24	58	142	84	42	42	
470	Worsley	9697	5	2	7	10	3	2	1	
471	Chorlton	93726	122	158	280	585	305	156	149	
472	Salford	70224	98	139	237	498	261	141	120	
473	Manchester	192403	374	504	878	1643	765	404	361	
474	Ashton.	101605	42	26	68	184	116	59	57	
475	Oldham	72408	24	17	41	115	74	34	40	
476	Rochdale	60578	17	6	23	77	54	25	29	
477	Haslingden	41290	4	3	7	38	31	19	12	
478	Burnley	54202	20	12	32	59	27	17	10	
479	Clitheroe	23017	12	11	23	37	14	6	8	
480	Blackburn	75088	24	21	45	131	86	47	39	
481	Chorley	38836	20	8	28	43	15	7	8	
482	Preston	77201	12	21	33	201	168	86	82	
483	Fylde	20940	2	2	4	13	9	4	5	
484	Garstang	13007	..	1	1	5	4	1	3	
485	Lancaster	34760	42	52	94	133	39	22	17	
486	Ulverstone.	26747	2	1	3	21	18	6	12	

9. YORK DIVISION.

35. WEST RIDING.									
487	Sedburgh	4836
488	Settle	14096	7	7	3	4
489	Skipton	28735	3	4	7	11	4	3	1
490	Pateley Bridge	7999	2	..	2	5	3	1	2
491	Ripon	18901	1	2	3	16	13	10	3
492	Knarborough	27253	33	20	53	92	39	20	19
493	Otley	27080	4	2	6	12	6	4	2
494	Keighley	36167	5	2	7	21	14	6	8
495	Todmorden	31656	8	4	12	36	24	11	13
496	Saddleworth	16829	2	3	5	10	5	1	4
497	Huddersfield	109011	33	19	52	123	71	40	31
498	Halifax	109073	17	10	27	73	46	17	29
499	Bradford	132161	213	213	426	670	244	112	132
500	Hunslet	79955	433	451	884	1004	120	58	62
501	Leeds	88741	649	790	1439	1706	267	124	143
502	Dewsbury	60709	111	113	224	296	72	37	35

9. YORK DIVISION—continued.

DISTRICTS.		Population, 1841.	CHOLERA.			Total of Cholera and Diarrhoea	DIARRHOEA.		
			Males.	Fem.	Total.		Total.	Males.	Fem.
No.	35. WEST RIDING—continued.								
503	Wakefield	45646	145	96	241	314	73	38	35
504	Pontefract	34328	64	70	134	171	37	22	15
505	Ecclesfield	39506	53	46	99	120	21	10	11
506	Wortley	23215	3	2	5	15	10	6	4
507	Ecclesall Bierlow	31625	20	16	36	83	47	23	24
508	Sheffield	85293	60	54	114	323	209	111	98
509	Rotherham	28785	20	10	30	62	32	21	11
510	Doncaster	32402	41	37	78	110	32	16	16
511	Thorne	15316	42	28	70	82	12	5	7
512	Goole	12529	36	38	74	100	26	10	16
513	Selby	15102	54	58	112	130	18	7	11
514	Tadcaster	19565	5	13	18	20	2	1	1
36. EAST RIDING (WITH YORK.)									
515	York	47778	82	92	174	234	60	32	28
516	Pocklington	15428	25	12	37	46	9	4	5
517	Howden	14263	39	19	58	66	8	5	3
518	Beverley	18954	12	8	20	23	3	2	1
519	Sculcoates	36217	297	359	656	800	144	74	70
520	Hull	41150	571	607	1178	1372	194	91	103
521	Pattingham	8680	4	..	4	4
522	Skirlaugh	9017	3	1	4	16	12	6	6
523	Driffield	16828	1	1	2	6	4	4	..
524	Bridlington	13061	5	3	8	12	4	1	3
37. NORTH RIDING.									
525	Scarborough	21297	8	..	8	16	8	2	6
526	Malton	21674	3	3	6	24	18	12	6
527	Easingwold	11279	..	1	1	4	3	..	3
528	Thirsk	12723	4	4	8	13	5	2	3
529	Helmsley	12852	6	6	3	3
530	Pickering	9689	..	1	1	3	2	1	1
531	Whitby	20111	6	4	10	17	7	6	1
532	Guisborough	10535	2	1	3	5	2	1	1
533	Stokesley	8988	1	..	1	1
534	Northallerton	12571	2	1	3	4	1	..	1
535	Bedale	8613	1	1	2	4	2	1	1
536	Leyburn	9948	1	1	1	..
537	Askrigg	5725	1	..	1	3	2	1	1
538	Reeth	6758	1	1	1	..
539	Richmond	13463	2	1	3	8	5	3	2
10. NORTHERN DIVISION.									
38. DURHAM.									
540	Darlington	21487	4	..	4	51	47	23	24
541	Stockton	39915	124	124	248	310	62	32	30
542	Auckland	21988	4	4	8	23	15	8	7
543	Teesdale	19573	60	78	138	144	6	4	2
544	Weardale	10174	3	1	4	10	6	2	4
545	Durham	38853	94	98	192	232	40	16	24
546	Easington	15740	41	31	72	81	9	2	7
547	Houghton-le-Spring	16070	8	14	22	33	11	3	8
548	Chester-le-Street	18357	58	76	134	144	10	1	9
549	Sunderland	56226	161	202	363	435	72	39	33
550	South Shields	28913	83	118	201	267	66	26	40
551	Gateshead	38747	126	131	257	292	35	17	18

10. NORTHERN DIVISION—continued.

DISTRICTS.		Population, 1841.	CHOLERA.			Total of Cholera and Diarrhoea	DIARRHOEA.		
			Males.	Fem.	Total.		Total.	Males.	Fem.
No.	39. NORTHUMBERLAND.								
552	Newcastle-upon-Tyne	71844	147	148	295	412	117	61	56
553	Tynemouth	55619	384	431	815	904	89	46	43
554	Castle Ward	14537	8	9	17	20	3	1	2
555	Hexham	27927	6	7	13	26	13	6	7
556	Haltwhistle	5949	2	..	2	4	2	2	..
557	Bellingham	7462
558	Morpeth	14988	22	14	36	45	9	7	2
559	Alnwick	18799	60	82	142	159	17	9	8
560	Belford	6436	..	3	3	7	4	..	4
561	Berwick	20945	35	41	76	82	6	2	4
562	Glendale	14217	6	5	11	20	9	6	3
563	Rothbury	7297
	40. CUMBERLAND.								
564	Alston	6062	1	1	1	..
565	Penrith	21013	1	3	4	9	5	3	2
566	Brampton	10533	1	..	1	4	3	2	1
567	Longtown	9721	1	..	1	1
568	Carlisle	36159	22	29	51	89	38	11	27
569	Wigton	23365	1	1	2	14	12	5	7
570	Cockermouth	35681	119	163	282	309	27	12	15
571	Whitehaven	29988	33	46	79	117	38	25	13
572	Bootle	5516
	41. WESTMORLAND.								
573	East Ward	13809	..	1	1	1
574	West Ward	7968	1	1	1	..
575	Kendal	34677	16	16	6	10
11. WELSH DIVISION.									
	42. MONMOUTHSHIRE.								
576	Chepstow	16776	2	..	2	16	14	12	2
577	Monmouth	25305	14	8	22	27	5	4	1
578	Abergavenny	50845	279	159	438	504	66	39	27
579	Pontypool	25038	45	24	69	78	9	2	7
580	Newport	33057	127	119	246	277	31	16	15
	43. SOUTH WALES.								
	GLAMORGANSHIRE.								
581	Cardiff.	32557	206	190	396	471	75	43	32
582	Merthyr Tydfil	52863	884	798	1682	1779	97	53	44
583	Bridgend	21355	46	41	87	95	8	5	3
584	Neath	32626	353	385	738	799	61	28	33
585	Swansea	38649	103	159	262	294	32	19	13
	CARMARTHENSHIRE.								
586	Llanelly	20182	20	25	45	56	11	6	5
587	Llandovery	14726	7	7	14	19	5	1	4
588	Llandilofawr	17128	23	17	40	43	3	1	2
589	Carmarthen	37523	57	85	142	162	20	9	11

II. WELSH DIVISION—continued.

DISTRICTS.		Population, 1841.	CHOLERA.			Total of Cholera and Diarrhœa	DIARRHŒA.		
			Males.	Fem.	Total.		Total.	Males.	Fem.
43. SOUTH WALES—continued.									
PEMBROKESHIRE.									
No.									
590	Narberth	21748	6	7	13	19	6	4	2
591	Pembroke	19670	3	8	11	44	33	11	22
592	Haverfordwest	37139	5	8	13	27	14	8	6
CARDIGANSHIRE.									
593	Cardigan	19903	1	1	..	1
594	Newcastle-in-Emlyn . .	20863
595	Lampeter	9865	2	1	3	6	3	1	2
596	Aberayron	12875
597	Aberystwith	22242	1	1	..	1
598	Tregaron	10354
BRECKNOCKSHIRE.									
599	Builth	8714	1	..	1	2	1	1	..
600	Brecknock	17701	5	2	7	14	7	6	1
601	Crickhowell	17676	58	37	95	111	16	12	4
602	Hay	11329	1	..	1	2	1	..	1
RADNORSHIRE.									
603	Presteigne	15739	6	6	4	2
604	Knighton	9315	2	..	2	3	1	1	..
605	Rhayader	6722	1	1	1	..
44. NORTH WALES.									
MONTGOMERYSHIRE.									
606	Machynlleth	12307	1	1	1	..
607	Newtown	26016	5	3	8	18	10	5	5
608	Montgomery	20983	16	21	37	42	5	4	1
609	Llantyllin	20450	2	2	4	6	2	1	1
FLINTSHIRE.									
610	Holywell	40798	43	43	86	112	26	17	9
DENBIGHSHIRE									
611	Wrexham	39558	4	1	5	25	20	12	8
612	Ruthin	16609	1	..	1	3	2	1	1
613	St. Asaph	23547	2	2	4	16	12	7	5
614	Llanrwst	12322	1	1	1	..
MERIONETHSHIRE.									
615	Corwen	15089	2	1	3	4	1	..	1
616	Bala	6953	2	2	..	2
617	Dolgelly	13211
618	Festiniog	15460	1	..	1	4	3	2	1
CARNARVONSHIRE.									
619	Pwllheli	21637	2	..	2	5	3	3	..
620	Carnarvon	28509	12	9	21	26	5	2	3
621	Bangor	25901	5	1	6	8	2	1	1
622	Conway	10706	3	3	2	1
ANGLESEY.									
623	Anglesey	38106	29	37	66	69	3	2	1

ENGLAND:—DEATHS from CHOLERA and DIARRHŒA,

ENGLAND.	Total.	Causes of Death.	Total of each Cause.	DAYS OF									
				1	2	3	4	5	6	7	8	9	10
Year 1849 . . .	72180	<i>Chol.</i> <i>Diarrh.</i>	53293 18887	1725 585	1976 625	1830 578	1918 614	2019 634	2027 589	1901 616	1867 662	1929 654	1958 672
January	1468	<i>Chol.</i> <i>Diarrh.</i>	658 810	13 29	19 17	28 36	24 21	23 34	39 23	25 25	35 36	26 41	23 25
February	1069	<i>Chol.</i> <i>Diarrh.</i>	371 698	20 24	14 34	16 25	17 20	12 36	16 28	20 21	13 25	16 30	25 17
March	1010	<i>Chol.</i> <i>Diarrh.</i>	302 708	10 23	4 25	8 25	6 21	7 26	7 13	8 34	6 19	5 26	11 21
April	773	<i>Chol.</i> <i>Diarrh.</i>	107 666	3 16	6 24	4 16	4 17	4 21	2 23	7 20	.. 27	8 23	3 26
May	1048	<i>Chol.</i> <i>Diarrh.</i>	327 721	4 20	6 27	3 23	5 26	7 31	7 21	8 23	11 19	6 22	8 25
June	2972	<i>Chol.</i> <i>Diarrh.</i>	2046 926	30 21	24 28	38 23	52 22	50 22	44 21	87 21	58 30	75 31	60 43
July	9694	<i>Chol.</i> <i>Diarrh.</i>	7570 2124	96 48	144 43	103 42	113 32	95 42	107 41	130 43	130 63	166 48	207 43
August	19471	<i>Chol.</i> <i>Diarrh.</i>	15872 3599	376 77	395 92	306 82	370 98	367 81	366 96	300 118	363 100	337 94	496 97
September	25307	<i>Chol.</i> <i>Diarrh.</i>	20379 4928	739 148	866 166	888 151	969 172	1120 166	1121 162	1000 145	992 194	1058 192	891 218
October	6898	<i>Chol.</i> <i>Diarrh.</i>	4654 2244	380 112	432 114	377 99	294 121	281 109	267 113	263 113	215 93	195 82	184 98
November	1715	<i>Chol.</i> <i>Diarrh.</i>	844 871	48 36	61 33	49 35	56 45	46 47	44 25	47 33	37 37	30 33	42 39
December	755	<i>Chol.</i> <i>Diarrh.</i>	163 592	6 31	5 22	10 21	8 19	7 19	7 23	6 20	7 19	7 32	8 20

on each Day of each of the 12 Months of 1849.

THE MONTH.

11	12	13	14	15	16	17	18	19	20	21	22	23	24	25	26	27	28	29	30	31
1903 605	1811 630	2035 630	1930 639	1819 648	1811 717	1640 647	1714 641	1606 663	1565 623	1460 626	1333 613	1466 611	1455 590	1662 599	1516 561	1560 561	1627 582	1548 576	1610 570	1072 326
22	26	21	17	17	23	14	9	16	12	19	16	36	17	17	24	19	16	20	22	20
25	21	24	21	20	34	22	31	26	27	29	29	17	28	24	23	25	22	30	18	27
11	5	20	5	13	8	13	17	8	16	8	15	11	11	12	12	9	8	.	.	.
33	16	36	22	18	29	20	20	28	24	21	29	23	19	24	26	24	26	.	.	.
28	16	14	9	9	14	11	16	13	11	9	8	6	7	10	6	8	10	8	4	13
21	23	25	19	24	30	25	21	20	21	30	15	21	21	21	29	26	25	17	19	22
2	4	3	.	5	3	9	3	4	2	4	2	2	2	2	.	5	6	3	5	.
17	17	21	24	26	26	25	22	29	20	17	23	24	23	23	16	24	13	35	28	.
7	4	7	2	8	9	8	15	13	6	11	5	8	9	13	19	23	19	22	16	38
23	22	27	27	21	29	20	18	18	27	23	24	22	20	18	23	16	28	31	26	21
77	77	84	66	59	78	60	75	77	64	58	55	64	82	76	83	84	86	124	99	.
23	32	33	43	33	27	32	25	35	29	27	41	36	37	26	29	36	37	44	39	.
192	201	210	278	281	333	288	316	322	319	348	276	271	272	340	327	327	321	306	376	375
50	48	54	57	62	71	70	100	71	85	88	94	109	89	99	85	95	94	82	81	95
570	527	647	674	604	583	515	549	520	560	518	465	549	575	664	590	579	701	623	613	570
84	107	95	134	118	137	142	129	171	148	139	118	146	114	122	117	108	124	145	138	128
792	793	876	731	717	644	615	604	554	471	399	410	405	399	425	382	392	380	359	380	.
197	217	191	182	207	216	165	165	160	148	155	153	136	147	151	128	128	120	108	140	.
159	124	120	116	82	86	70	83	58	76	70	60	92	64	80	59	91	69	70	83	54
80	79	81	71	65	66	75	62	63	47	51	50	45	54	55	44	38	46	41	46	31
37	25	29	27	22	27	29	24	17	18	13	14	16	16	17	10	14	9	9	11	.
25	30	25	27	28	25	30	23	26	28	31	16	19	23	16	27	26	29	28	26	.
6	9	4	5	2	3	8	3	4	10	3	7	6	1	6	4	2	2	4	1	2
27	18	18	12	26	27	21	25	16	19	15	21	13	15	20	14	15	18	15	9	2

DIVISIONS :—DEATHS from

No.	DIVISIONS.	Total.	Causes of Death.	Total of each Cause.	DAY OF									
					1	2	3	4	5	6	7	8	9	10
1	London . . .	446	{ Chol. Diarrh.	292 154	2 4	8 2	8 3	16 4	20 7	24 6	13 6	25 7	17 10	14 3
2	South Eastern .	109	{ Chol. Diarrh.	21 88	. 6	. 1	. 3	. 4	. 3	2 2	2 5	1 4	. 3	2 1
3	South Midland .	88	{ Chol. Diarrh.	40 48	5 .	. .	2 4	1 1	1 1	3 1	2 .	2 2	1 4	2 2
4	Eastern . . .	92	{ Chol. Diarrh.	50 42	1 2	2 1	3 .	1 .	1 3	3 .	2 .	1 .	2 1	1 2
5	South Western .	68	{ Chol. Diarrh.	6 62	. 1	. 3	. 6	. 1	. .	. 4	. 1	. 6	. 4	. 1
6	West Midland .	118	{ Chol. Diarrh.	13 105	. 4	. 1	1 5	. 3	. 8	. 3	. 6	. 7	. 2	1 4
7	North Midland .	40	{ Chol. Diarrh.	4 36	. 1	. 2	. 2	. .	. 1	. 1	. 2	. 1	. .	. 1
8	North Western .	148	{ Chol. Diarrh.	16 132	. 6	. 3	1 6	. 5	. 7	1 1	1 4	. 3	1 8	. 6
9	York . . .	135	{ Chol. Diarrh.	64 71	1 4	2 2	5 4	4 .	1 3	1 3	. .	2 4	2 3	. 2
10	Northern . . .	186	{ Chol. Diarrh.	147 39	4 1	7 1	6 3	2 2	. .	3 .	5 .	4 1	3 4	3 1
11	Welsh . . .	38	{ Chol. Diarrh.	5 33	. .	. 1	2 .	. 1	. 1	2 2	. 1	. 1	. 2	. 2
1	London . . .	316	{ Chol. Diarrh.	180 136	5 8	3 8	7 7	8 3	6 11	9 5	11 3	8 3	12 6	14 5
2	South Eastern .	60	{ Chol. Diarrh.	8 52	2 1	. 3	. 1	1 1	. 3	. 2	. 3	. 1	. 2	1 3
3	South Midland .	67	{ Chol. Diarrh.	13 54	1 1	. 4	1 2	. 2	. 4	1 2	. 3	1 2	. 2	. 2
4	Eastern . . .	43	{ Chol. Diarrh.	15 28	3 .	2 1	. .	2 2	2 1	. 2	. 1	. 1	. .	1 2
5	South Western .	45	{ Chol. Diarrh.	4 41	. 1	. 1	1 4	. .	. 3	. .	1 2	. .	. 4	. 1
6	West Midland .	111	{ Chol. Diarrh.	6 105	. 6	. 4	. 4	. 4	. 4	. 4	. 2	1 4	. 6	. .
7	North Midland .	32	{ Chol. Diarrh.	4 28	1 .	1 .	1 1	. 3	. 1	. 1	. 1	. 1	. 3	. .
8	North Western .	147	{ Chol. Diarrh.	13 134	1 6	1 6	2 2	1 3	. 4	. 5	1 3	. 7	. 3	1 1
9	York . . .	76	{ Chol. Diarrh.	18 58	3 .	. 4	2 1	. 1	1 3	. 1	2 2	1 4	. 2	1 1
10	Northern . . .	128	{ Chol. Diarrh.	105 23	4 .	7 1	2 1	5 .	3 .	6 2	5 .	2 2	4 1	7 1
11	Welsh . . .	44	{ Chol. Diarrh.	5 39	. 1	. 2	. 2	. 1	. 2	. 4	. 1	. .	. 1	. 1

CHOLERA and DIARRHŒA.

JANUARY.

THE MONTH.

11	12	13	14	15	16	17	18	19	20	21	22	23	24	25	26	27	28	29	30	31
12	13	12	6	6	7	4	2	7	5	7	5	8	6	7	7	5	6	4	9	7
5	7	6	1	4	8	4	5	6	5	4	6	2	7	3	6	4	1	6	5	7
2	1	.	2	1	1	.	.	1	1	.	1	.	.	2	2	.
3	3	4	.	2	2	5	4	4	.	5	2	.	3	4	2	4	1	3	1	4
.	5	.	1	.	1	.	1	1	.	.	1	2	2	.	2	.	1	3	1	.
3	2	3	1	.	5	1	2	.	2	2	2	1	2	2	.	1	.	3	1	.
.	.	1	5	.	3	3	1	3	1	2	1	7	1	1	1	1	1	.	.	1
3	1	1	2	2	4	.	1	1	2	2	1	.	1	4	2	1	.	3	1	1
.	1	.	.	1	1	1	.	.	1	1
3	2	1	.	1	.	2	2	3	2	2	2	1	2	3	.	2	2	3	2	.
.	.	2	.	.	1	.	.	.	2	.	1	1	1	.	1	.	1	.	1	.
2	1	1	3	3	2	3	3	1	5	5	5	3	2	.	4	6	4	4	1	4
.	2	.	1	1	.
1	1	1	2	1	1	1	3	1	2	1	.	4	.	.	1	1	2	1	1	.
.	.	1	.	1	1	.	.	1	.	2	.	1	.	1	1	1	.	1	1	6
2	1	4	6	3	7	1	4	4	3	3	5	5	6	6	5	2	5	4	1	6
1	3	2	2	3	4	4	3	2	1	3	1	4	2	2	2	1	1	2	.	3
3	1	1	4	2	2	4	4	2	3	3	1	.	3	1	1	2	5	1	1	2
7	3	3	1	5	4	3	1	2	2	5	6	11	4	6	8	10	6	8	7	8
.	1	1	1	2	2	.	2	2	3	.	3	.	1	1	1	1	2	1	1	1
.	1
.	1	1	1	.	1	1	1	2	.	2	2	1	1	.	1	1	.	1	3	2

FEBRUARY

7	2	11	2	6	4	5	7	4	10	2	8	3	7	4	7	3	5			
5	5	7	3	4	3	5	2	6	7	2	5	4	2	4	3	5	5			
1	.	1	.	1	1			
2	4	2	3	1	4	.	1	.	1	3	4	.	.	1	2	1	3			
.	1	.	1	1	2	2	1	.	.	.	1			
3	.	3	.	1	3	3	3	1	.	.	4	2	1	2	1	2	1			
.	.	1	.	.	.	1	.	1	.	2			
2	1	1	.	.	1	.	2	2	1	.	3	1	2	1	.	1	.			
.	.	1	1	.	.	.			
3	.	6	.	1	.	1	.	1	4	1	1	1	1	2	2	1	.			
.	1	1	1	.	2	.	.			
5	.	6	1	4	7	1	1	3	4	.	5	6	5	6	3	7	3			
.	1			
1	1	1	1	1	.	1	.	1	.	2	3	.	1	1	1	1	1			
.	2	.	.	2	.	1	1			
5	3	3	12	2	4	4	6	7	4	5	2	5	4	4	10	4	10			
1	.	.	1	1	.	.	1	.	1	.	1	1	1			
5	2	2	2	3	2	3	3	4	.	2	2	3	.	2	2	1	1			
1	2	5	1	5	1	4	8	2	3	2	3	5	2	7	3	5	1			
.	.	2	.	1	2	.	2	1	1	.	.	.	1	1	1	1	.			
1	.	1	.	.	1	.	1	1			
2	.	3	.	.	3	2	.	2	2	4	.	1	2	.	1	.	2			

DIVISIONS :—Deaths from

DIVISIONS.		Total.	Causes of Death.	Total of each Cause.	DAY OF									
					1	2	3	4	5	6	7	8	9	10
No.														
1	London . . .	146	{ Chol. Diarrh.	40 106	5 4	1 6	3 4	2 2	. 4	2 2	3 4	2 3	2 3	1 1
2	South Eastern. .	53	{ Chol. Diarrh.	5 48	. .	1 1	. 2	. 1	. 1	. 1	. 4	. 1	. 3	. .
3	South Midland .	54	{ Chol. Diarrh.	14 40	1 1	. 1	2 .	. 1	2 1	2 1	2 2	2 .
4	Eastern . . .	38	{ Chol. Diarrh.	3 35	. .	. 1	. 2	. 2	. 1	. .	. 1	1 3	. 4	. 1
5	South Western .	47	{ Chol. Diarrh.	4 43	. .	. 2	. 5	. 1	. 1	. 1	. 1 1
6	West Midland .	100	{ Chol. Diarrh.	3 97	. 3	. 4	. 3	. 6	. 5	. 1	. 3	. 3	. 6	. 6
7	North Midland .	51	{ Chol. Diarrh.	6 45	. 3	. 1	. 2	1 .	1 2	. 1	. 4 2
8	North Western .	198	{ Chol. Diarrh.	28 170	1 8	. 6	. 3	1 4	. 9	1 4	. 9	1 6	. 8	4 6
9	York . . .	60	{ Chol. Diarrh.	9 51	. 2	. 1	. 1	1 1	. 5	. 2	1 2	. 2
10	Northern . . .	221	{ Chol. Diarrh.	189 32	3 .	2 1	2 2	2 3	4 1	1 .	3 .	2 .	2 .	6 .
11	Welsh . . .	42	{ Chol. Diarrh.	1 41	. 2	. 1	1 1	. 1	. 1	. 1	. 1	. 1
1	London . . .	99	{ Chol. Diarrh.	9 90	. .	. 2	. .	. 4	. 4	1 .	1 5	. 2	1 4	. 4
2	South Eastern. .	51	{ Chol. Diarrh.	3 48	. 1	. .	. 1	. 2	. 1	. .	. 2	. 3	. .	. 1
3	South Midland .	33	{ Chol. Diarrh.	2 31	1 1	. 1	1 1	. 2	. 3	. 1
4	Eastern . . .	32	{ Chol. Diarrh.	2 30	. .	. 1	. 1	. .	. 1	. .	. 1	. 2	. 2	. 1
5	South Western .	57	{ Chol. Diarrh.	5 52	. 1	. 1	. 3	. 3	. 1	. 1	1 4	. 5	. 3	. 2
6	West Midland .	122	{ Chol. Diarrh.	6 116	. 5	. 6	1 2	. 1	. 4	. 9	1 3	. 4	1 3	. 5
7	North Midland .	30	{ Chol. Diarrh.	2 28	1 2	. .	. 2 1	1 1	. 3
8	North Western .	167	{ Chol. Diarrh.	30 137	1 .	3 8	2 4	. 2	2 3	. 4	3 2	. 5	1 4	1 5
9	York . . .	72	{ Chol. Diarrh.	10 62	. 4	. 1	. 1	. 2	. 3	. 1	. 1	. 2	. 1	. 1
10	Northern . . .	72	{ Chol. Diarrh.	37 35	1 2	3 3	1 1	4 1	1 2	1 4	. 1	. 2	3 1	2 2
11	Welsh . . .	38	{ Chol. Diarrh.	1 37	. 1	. 2	. 1	. 2	. 1	. 2 1	. 1

Cholera and Diarrhoea—continued.

MARCH.																					
THE MONTH.																					
11	12	13	14	15	16	17	18	19	20	21	22	23	24	25	26	27	28	29	30	31	
3	2	1	2	1	.	1	1	4	1	1	.	.	.	2	
2	6	6	3	4	5	2	6	4	2	3	1	.	4	5	5	5	2	4	2	2	
.	1	1	.	2	.	.	.	
1	1	2	.	.	6	5	.	.	1	3	.	5	3	1	1	1	.	1	2	1	
1	2	1	.	.	.	1	
2	1	2	.	2	4	3	1	.	2	3	1	.	2	1	3	1	2	.	.	1	
.	.	.	1	1	
2	1	.	1	.	.	2	1	.	1	.	2	2	.	.	2	.	1	1	2	2	
.	.	1	.	.	1	1	.	.	1	.	.	.	
1	1	2	2	3	1	1	1	4	.	5	.	2	1	1	.	4	.	2	.	.	
.	.	.	1	1	1	.	
1	3	3	2	5	2	3	2	4	3	5	3	2	3	.	2	5	5	1	2	1	
.	1	1	1	1	.	.	
2	.	1	1	.	.	1	2	.	.	3	1	4	2	1	4	1	3	1	.	3	
1	1	3	.	.	1	.	2	.	.	1	.	.	.	1	.	3	2	1	1	3	
4	4	6	5	5	11	2	3	6	5	3	4	3	3	5	8	4	7	3	9	7	
.	.	1	.	.	1	1	.	1	.	.	.	2	.	1	
3	2	2	3	3	.	3	1	1	2	3	3	1	.	.	3	.	1	4	.	.	
23	10	8	5	7	10	10	13	9	10	7	7	5	7	5	5	4	4	4	2	7	
1	3	.	1	.	.	1	3	.	1	2	.	1	.	4	.	4	1	.	1	2	
.	
2	1	1	1	2	1	2	1	1	4	.	.	1	3	3	1	1	3	.	1	3	

APRIL.																					
1	2	3	4	5	6	7	8	9	10	11	12	13	14	15	16	17	18	19	20	21	22
1	1	.	1	.	1	1	.	.	.	1	
.	2	1	5	6	1	5	1	5	4	3	1	3	1	6	2	6	1	6	.	1	
.	1	1	.	1	
1	1	3	2	1	1	3	2	2	3	4	.	4	.	2	1	1	.	5	1	.	
.	
2	.	1	.	1	.	1	3	4	.	1	.	2	2	.	.	2	1	1	1	1	
.	1	.	.	1	
1	.	.	1	1	2	1	.	1	1	.	1	3	1	3	2	.	1	2	.	.	
.	1	1	.	.	.	1	1	
1	2	1	.	2	2	.	2	2	.	2	4	3	.	2	1	.	3	.	1	1	
.	1	1	1	.	.	.	
3	1	6	5	3	5	4	4	4	3	.	4	2	3	3	.	7	3	7	7	7	
.	
.	2	.	1	1	.	4	2	.	1	1	1	2	.	.	1	4	
1	.	.	.	2	1	3	.	1	.	.	1	.	1	1	
2	5	3	6	6	8	2	6	9	7	3	7	2	8	1	4	.	3	2	1	7	
.	1	.	.	1	.	2	.	1	1	.	1	.	1	.	1	
4	.	4	1	1	6	3	3	1	.	1	.	1	6	1	2	.	.	5	2	.	
.	2	2	.	2	1	1	.	1	.	4	.	1	1	.	.	3	1	1	1	.	
1	.	.	2	1	
.	1	
2	4	2	1	3	.	.	1	.	2	1	2	1	1	2	3	

DIVISIONS:—Deaths from

DIVISIONS.		Total.	Causes of Death.	Total of each Cause.	DAY OF									
					1	2	3	4	5	6	7	8	9	10
No.														
1	London . . .	127	{ Chol. Diarrh.	24 103	1 5	1 2	. 3	2 3	2 2	. 2	. 3	. 1	. 3	1 3
2	South Eastern .	53	{ Chol. Diarrh.	7 46	1 1	. 1	. 1	. 4	. 4	. .	. 1	. .	. 1	. 1
3	South Midland .	53	{ Chol. Diarrh.	8 45	1 .	1 2	. 4	. 1	. 1	. 2	. 2	1 2	. 2	. .
4	Eastern . . .	34	{ Chol. Diarrh.	4 30	. 1	. 1	. .	. 1	. 2	. 2	. 1	. 3	. 1	. .
5	South Western .	86	{ Chol. Diarrh.	32 54	. .	. 3	. 2	. 4	1 3	. 3	1 2	2 .	1 .	4 2
6	West Midland .	135	{ Chol. Diarrh.	29 106	. 3	. 7	. 4	1 4	. 6	1 4	. 4	2 3	. 4	. 4
7	North Midland .	44	{ Chol. Diarrh.	7 37	. 1	. .	. 3	. 1	1 .	1 1	1 2	. 4	1 1	. 5
8	North Western .	280	{ Chol. Diarrh.	114 166	. 8	4 7	1 1	2 5	3 7	5 4	4 5	4 3	3 5	1 7
9	Yor . . .	73	{ Chol. Diarrh.	7 66	. .	. 1	1 2	. 1	. 2	. 2	2 3	1 2	. 3	1 1
10	Northern . . .	52	{ Chol. Diarrh.	26 26	1 .	. 3	1 2	. 1	1 .	1 .	. 1
11	Welsh . . .	111	{ Chol. Diarrh.	69 42	. 1	. .	. 1	. 1	. 4	. 1	. .	. 1	. 2	1 1
1	London . . .	429	{ Chol. Diarrh.	279 150	1 1	2 7	2 5	. 2	3 2	4 3	10 3	7 9	7 5	5 12
2	South Eastern .	117	{ Chol. Diarrh.	49 68	2 .	. .	1 .	2 2	1 2	2 3	5 1	. .	1 .	. .
3	South Midland .	51	{ Chol. Diarrh.	10 41	1 1	. 1	. 1	. 1	1 2	1 .	. 1 1
4	Eastern . . .	53	{ Chol. Diarrh.	15 38	. .	1 .	. 2	. .	. 2	. 1	. 2	. 1	1 .	. 6
5	South Western .	188	{ Chol. Diarrh.	127 61	5 1	2 2	3 2	6 1	9 .	5 3	7 1	3 1	7 7	1 1
6	West Midland .	278	{ Chol. Diarrh.	158 120	3 5	. 4	4 4	6 4	. 1	3 1	5 4	3 4	8 4	11 5
7	North Midland .	57	{ Chol. Diarrh.	7 50	. 1	. 4	. .	1 3	. 2	. 1	. .	. 6	. .	1 .
8	North Western .	860	{ Chol. Diarrh.	620 240	10 10	8 6	12 5	9 4	7 7	8 5	14 4	11 7	13 5	11 10
9	York . . .	111	{ Chol. Diarrh.	40 71	. .	1 2	. 1	2 1	. 2	. 4	2 1	. 1	1 5	1 4
10	Northern . . .	113	{ Chol. Diarrh.	84 29	. .	1 .	2 2	6 1	6 .	1 .	4 .	1 .	2 1	2 2
11	Welsh . . .	715	{ Chol. Diarrh.	657 58	8 2	9 2	14 1	20 3	23 2	20 .	40 4	33 1	35 4	28 2

Cholera and Diarrhœa—continued.

MAY.

THE MONTH.

11	12	13	14	15	16	17	18	19	20	21	22	23	24	25	26	27	28	29	30	31
.	.	.	.	2	1	.	1	1	.	1	.	1	.	3	1	1	1	.	2	2
2	3	6	8	2	1	5	6	4	3	2	4	4	3	4	2	2	2	4	7	2
.	1	.	.	.	1	.	.	1	.	.	.	1	.	2	.
3	1	.	3	3	2	1	1	.	2	1	3	1	1	1	3	.	1	4	1	.
.	.	.	1	.	.	.	1	.	.	1	.	.	1	.	1
1	3	1	4	3	3	.	.	3	3	1	.	1	1	.	2	.	.	.	2	1
.	1	1	2	1
2	1	1	.	1	1	1	.	.	2	.	2	1	1	1	.	1	1	1	.	1
2	.	.	.	1	1	1	.	3	.	.	.	2	.	1	1	4	2	.	1	4
3	3	1	2	1	1	2	1	.	2	2	4	2	.	2	2	.	1	2	2	2
1	1	.	.	.	1	.	3	4	3	.	.	2	3	.	1	1	1	2	1	1
2	2	2	2	1	4	3	2	.	5	4	5	1	2	3	1	3	9	6	1	5
1	.	1	1	.
.	.	3	.	.	2	1	.	1	2	1	.	.	1	1	1	.	2	2	1	1
2	1	4	1	4	5	4	6	3	2	4	4	2	3	5	7	7	7	7	2	7
5	5	5	6	6	8	3	3	8	1	6	4	6	5	5	7	5	7	6	10	3
.	1	1
2	1	4	1	.	5	1	3	1	4	4	1	5	2	1	2	1	5	1	1	4
1	2	1	.	1	.	2	2	.	.	1	.	.	.	3	.	1	2	2	.	4
2	.	1	.	3	.	2	2	1	1	1	1	.	1	.	2	1	.	1	.	.
.	.	1	2	2	1	2	1	1	1	1	6	9	5	11	7	18
1	3	3	1	1	2	1	.	.	2	1	.	1	3	.	1	3	.	4	1	2

JUNE.

9	5	9	5	7	10	7	12	6	8	8	6	8	14	10	16	23	24	27	24
8	7	3	7	5	7	1	1	7	2	7	4	3	10	1	3	8	4	6	7
1	.	2	2	2	1	1	3	.	4	1	2	1	2	1	1	1	1	3	6
.	1	1	8	2	4	1	2	5	3	3	3	4	5	4	3	2	2	1	6
.	1	1	.	1	1	.	.	3	.
1	1	1	1	.	.	2	.	1	3	2	5	.	3	1	3	3	.	5	1
1	.	.	2	1	2	.	1	2	.	1	2	1
.	1	1	3	1	1	3	.	1	.	1	.	.	1	1	2	2	1	4	1
5	3	2	5	2	3	8	3	10	4	1	2	3	4	7	4	1	3	6	3
1	3	1	3	1	2	.	1	2	2	2	4	1	4	2	1	4	2	4	2
8	8	9	4	4	8	8	11	4	7	2	2	4	6	4	3	7	4	10	2
3	2	7	7	6	4	3	2	6	7	3	7	6	2	4	1	5	6	3	.
.	1	1	1	1	.	.	1	.
2	3	2	2	3	1	4	1	2	2	1	.	.	2	.	1	1	1	4	1
19	22	29	22	18	24	15	19	29	19	18	28	27	33	31	31	34	34	37	28
4	9	11	10	9	4	9	11	10	4	5	9	15	6	7	10	7	12	11	14
2	1	1	4	1	3	1	4	1	4	4	.	1	2	2	1	.	1	.	.
2	3	3	1	2	2	6	3	.	3	1	3	5	2	2	2	3	3	2	2
4	2	4	5	5	3	2	7	3	3	3	2	2	2	3	2	2	1	2	2
.	.	1	1	.	.	2	.	.	1	.	2	1	1	4	2	1	2	2	3
28	34	28	17	19	24	18	15	22	15	20	13	18	19	17	21	16	17	33	33
2	2	2	.	4	2	1	4	1	2	2	4	1	1	.	1	.	4	2	2

DIVISIONS :—Deaths from

No.	DIVISIONS.	Total.	Causes of Death.	Total of each Cause.	DAY OF									
					1	2	3	4	5	6	7	8	9	10
1	London . . .	3239	{ Chol. Diarrh.	2555 684	19 12	37 14	30 10	20 3	21 10	29 8	35 14	34 12	45 19	67 11
2	South Eastern .	1077	{ Chol. Diarrh.	928 149	7 3	6 1	6 6	7 5	10 1	13 4	8 3	16 8	29 3	26 3
3	South Midland .	177	{ Chol. Diarrh.	120 57	1 1	2 2	3 2	1 2	4 1	3 2	4 2	2 3	2 .	2 1
4	Eastern . . .	97	{ Chol. Diarrh.	38 59 1	2 3	1 2	1 2	. 1	1 5	. 1	1 1
5	South Western .	622	{ Chol. Diarrh.	524 98	6 2	8 2	5 2	6 2	3 2	2 1	5 2	6 4	6 .	17 4
6	West Midland .	547	{ Chol. Diarrh.	399 148	4 5	5 1	8 1	5 4	5 3	7 4	12 5	5 6	15 4	11 4
7	North Midland .	65	{ Chol. Diarrh.	11 54	. 3	. .	. 3	1 .	. 1	. 1	. 1	. 3	. .	. 3
8	North Western .	2257	{ Chol. Diarrh.	1628 629	28 15	51 15	30 11	40 9	28 17	35 12	37 10	29 15	29 13	34 9
9	York . . .	322	{ Chol. Diarrh.	183 139	. 3	2 6	. 4	. 4	. 4	2 3	2 1	3 3	5 4	8 4
10	Northern . . .	136	{ Chol. Diarrh.	83 53	3 3	5 .	4 .	6 .	. 1	. 1	4 2	3 2	1 1	1 3
11	Welsh . . .	1155	{ Chol. Diarrh.	1101 54	28 1	28 2	17 2	25 .	23 .	15 3	23 2	31 2	34 3	40 .

1	London . . .	6361	{ Chol. Diarrh.	5368 993	142 29	123 36	98 29	138 27	127 30	96 25	110 29	128 38	104 20	124 32
2	South Eastern .	1414	{ Chol. Diarrh.	1111 303	25 4	28 4	30 6	31 9	41 12	31 12	21 14	22 10	29 9	36 11
3	South Midland .	453	{ Chol. Diarrh.	352 101	1 4	4 4	3 1	7 5	10 2	4 3	8 2	5 4	10 2	17 2
4	Eastern . . .	310	{ Chol. Diarrh.	191 119	2 3	5 2	6 5	2 3	2 .	5 2	3 4	2 3	6 3	3 3
5	South Western .	1738	{ Chol. Diarrh.	1542 196	38 5	44 3	34 2	35 6	38 3	56 4	30 10	39 2	32 2	62 12
6	West Midland .	1296	{ Chol. Diarrh.	953 343	13 2	17 9	16 3	8 11	11 4	11 9	12 13	17 7	19 13	20 5
7	North Midland .	363	{ Chol. Diarrh.	241 122	1 2	3 3	2 .	4 2	3 3	12 2	3 .	3 2	2 5	8 1
8	North Western .	3639	{ Chol. Diarrh.	2686 953	83 19	80 23	57 31	61 29	59 23	58 31	50 31	76 26	80 24	108 23
9	York . . .	1526	{ Chol. Diarrh.	1263 263	10 5	7 3	11 3	9 4	13 2	20 4	17 8	9 6	9 9	20 4
10	Northern . . .	626	{ Chol. Diarrh.	493 133	4 3	7 3	3 1	3 1	3 1	8 3	7 3	2 1	5 4	10 3
11	Welsh . . .	1745	{ Chol. Diarrh.	1672 73	57 1	77 2	46 1	72 1	60 1	65 1	39 4	60 1	41 3	88 1

Cholera and Diarrhoea—continued.

JULY.

THE MONTH.

11	12	13	14	15	16	17	18	19	20	21	22	23	24	25	26	27	28	29	30	31
58	46	79	91	97	121	79	84	101	120	126	109	104	95	123	114	109	117	121	172	152
12	14	16	15	24	24	28	28	27	31	29	34	45	35	32	39	33	28	24	24	29
27	41	30	44	42	51	36	57	50	43	51	29	33	31	35	29	42	27	33	34	35
5	3	6	5	2	3	5	8	5	6	5	7	5	3	6	4	9	7	6	5	7
4	6	1	5	3	6	6	4	7	2	8	3	6	4	8	5	2	4	3	6	3
3	.	2	2	1	1	2	7	2	.	1	1	2	1	3	1	1	2	2	6	1
1	1	1	2	.	2	1	.	1	.	1	1	3	3	.	2	1	2	1	8	1
3	2	2	1	3	2	3	1	.	1	.	2	3	.	3	1	3	3	7	1	2
13	10	11	17	22	14	24	24	27	17	27	21	23	20	25	24	36	20	21	34	30
1	2	2	1	2	6	3	4	4	6	3	1	4	6	9	3	2	5	4	4	5
10	9	11	16	26	25	14	14	14	13	21	12	11	12	25	26	11	23	9	5	15
4	3	3	2	5	4	2	7	4	3	6	5	7	7	9	3	8	8	4	8	9
1	1	1	1	1	.	.	.	1	.	1	2	1
.	.	1	3	2	1	.	2	4	3	1	2	4	1	3	1	2	2	2	2	3
45	46	49	54	48	55	70	77	66	81	62	55	56	59	69	68	70	64	67	60	66
17	18	15	19	19	16	21	31	16	22	34	32	27	31	27	27	32	25	22	23	29
5	7	5	4	11	7	6	9	6	8	11	8	8	10	7	5	8	13	7	8	8
3	3	5	4	3	10	3	12	7	5	4	7	8	3	2	3	4	6	3	4	4
3	3	1	1	3	1	3	2	1	2	2	3	1	5	2	3	4	3	.	6	7
2	.	.	2	1	2	3	.	1	6	3	1	2	1	1	1	.	2	7	2	3
25	32	22	44	29	50	48	44	49	33	39	35	25	33	46	51	43	48	43	41	57
.	3	2	3	.	2	.	.	1	2	2	2	2	1	4	2	1	6	1	2	3

AUGUST.

157	166	214	204	185	173	151	155	168	214	193	158	180	203	240	220	249	280	238	243	187
23	30	21	32	30	35	25	42	41	40	37	27	51	32	27	46	29	28	39	35	28
33	51	44	73	45	49	30	28	36	29	29	28	39	39	42	46	35	33	37	37	34
3	8	9	14	13	8	10	7	9	9	9	11	15	10	10	4	12	10	11	15	15
8	4	12	10	10	16	12	9	9	13	8	12	14	15	18	16	19	18	18	14	28
2	3	1	4	6	2	4	1	4	4	8	1	3	3	6	3	3	3	2	2	7
2	4	9	5	3	11	7	4	6	5	4	3	12	15	10	9	9	12	8	10	7
1	1	5	3	4	3	4	5	7	8	4	1	2	2	7	7	3	2	7	12	3
73	67	89	61	54	60	54	68	54	47	49	42	54	48	50	51	38	50	38	49	38
6	6	4	10	6	9	12	7	11	5	5	13	5	4	8	5	3	10	7	7	4
31	25	26	50	30	30	42	39	42	32	36	19	44	36	42	35	35	58	52	58	47
5	12	7	15	7	10	21	7	20	16	16	19	13	15	11	14	12	14	14	10	9
10	5	7	18	20	14	6	17	8	7	5	12	4	4	13	6	14	9	8	5	8
1	1	8	6	7	6	7	3	9	7	5	3	3	2	4	1	5	9	8	5	2
118	101	135	118	129	98	100	103	95	80	64	87	85	81	98	87	66	83	75	77	94
37	30	25	34	28	40	35	46	50	39	31	28	35	29	27	27	24	30	36	29	33
34	24	45	45	35	41	50	47	49	56	57	46	52	60	74	65	56	76	73	82	71
4	7	8	11	8	16	11	5	11	12	14	11	9	8	8	6	10	11	13	15	17
12	14	12	21	13	13	12	15	4	13	20	20	23	27	30	21	27	49	46	22	27
1	5	5	3	6	3	13	5	4	4	5	4	7	5	11	3	3	3	8	6	6
92	66	54	69	80	78	51	64	49	64	53	38	42	47	47	34	31	33	30	16	29
1	4	2	2	3	5	.	1	5	4	5	.	3	4	3	1	4	4	.	2	4

DIVISIONS:—Deaths from

No.	DIVISIONS.	Total.	Causes of Death.	Total of each Cause.	DAY OF									
					1	2	3	4	5	6	7	8	9	10
1	London . . .	6043	{ Chol. Diarrh.	5031 1012	250 42	282 38	316 37	336 42	314 41	297 44	284 34	311 41	299 34	264 47
2	South Eastern. .	1341	{ Chol. Diarrh.	927 414	37 10	51 10	45 12	58 18	50 10	48 22	51 15	50 15	50 21	40 18
3	South Midland .	826	{ Chol. Diarrh.	584 242	20 7	26 8	24 9	24 4	26 13	27 1	35 8	27 12	30 6	17 12
4	Eastern . . .	671	{ Chol. Diarrh.	453 218	18 6	23 5	21 8	18 4	23 7	30 7	22 13	21 5	20 10	26 6
5	South Western .	1798	{ Chol. Diarrh.	1554 244	55 7	76 4	67 8	56 8	65 6	77 7	73 8	62 9	80 8	64 12
6	West Midland. .	3274	{ Chol. Diarrh.	2609 665	64 13	92 24	95 18	130 26	142 24	143 14	110 14	139 24	128 29	105 27
7	North Midland .	396	{ Chol. Diarrh.	199 197	8 4	9 5	7 7	8 7	19 7	12 7	9 5	7 8	9 9	6 6
8	North Western .	3916	{ Chol. Diarrh.	2970 946	98 40	110 33	119 25	108 31	168 32	164 33	121 23	131 33	125 34	112 46
9	York . . .	4367	{ Chol. Diarrh.	3706 661	101 13	108 23	107 12	149 20	215 17	219 21	197 22	177 28	215 27	162 36
10	Northern . . .	1703	{ Chol. Diarrh.	1486 217	46 4	52 10	47 9	37 6	55 9	54 2	40 3	30 14	48 10	54 5
11	Welsh . . .	972	{ Chol. Diarrh.	860 112	42 2	37 6	40 6	45 6	43 .	50 4	58 .	37 5	54 4	41 3
1	London . . .	632	{ Chol. Diarrh.	337 295	41 16	55 20	31 13	22 20	28 16	20 16	23 19	13 11	11 11	16 10
2	South Eastern .	301	{ Chol. Diarrh.	142 159	8 3	11 12	16 11	8 4	6 8	10 8	10 3	10 6	11 8	9 7
3	South Midland .	423	{ Chol. Diarrh.	285 138	16 5	16 5	24 4	21 13	11 7	15 9	16 7	10 6	12 3	10 8
4	Eastern . . .	214	{ Chol. Diarrh.	103 111	6 8	4 6	12 5	6 5	6 6	3 1	5 5	7 4	4 5	5 .
5	South Western .	659	{ Chol. Diarrh.	530 129	42 6	31 3	29 5	32 5	24 3	25 4	43 7	33 4	19 4	23 6
6	West Midland .	1183	{ Chol. Diarrh.	829 354	64 22	88 21	91 17	54 13	62 14	58 13	47 17	43 14	43 10	29 13
7	North Midland .	160	{ Chol. Diarrh.	57 103	1 3	1 6	3 5	1 2	3 1	3 6	3 5	1 6	1 2	3 13
8	North Western .	1087	{ Chol. Diarrh.	646 441	50 26	75 13	60 17	46 28	43 24	26 27	29 16	27 22	21 15	25 22
9	York . . .	1181	{ Chol. Diarrh.	863 318	76 14	74 18	58 8	52 19	52 16	47 17	46 23	31 12	36 17	29 12
10	Northern . . .	825	{ Chol. Diarrh.	695 130	59 5	61 6	38 8	42 11	42 12	48 10	29 8	30 5	28 6	28 4
11	Welsh . . .	233	{ Chol. Diarrh.	167 66	17 4	16 4	15 6	10 1	4 2	12 2	12 3	10 3	9 1	7 3

Cholera and Diarrhœa—continued.

SEPTEMBER.

THE MONTH.

11	12	13	14	15	16	17	18	19	20	21	22	23	24	25	26	27	28	29	30	31
126	192	217	156	153	120	131	109	119	89	69	75	71	62	63	46	57	38	41	44	
39	46	38	43	46	41	33	30	30	25	26	30	29	29	24	18	18	20	20	27	
40	39	33	30	33	35	26	30	26	27	26	10	15	7	14	7	15	13	8	13	
13	17	14	12	23	18	11	11	15	13	15	12	13	10	15	14	13	7	10	7	
18	17	16	16	18	21	19	22	16	19	14	18	14	11	11	16	16	14	17	15	
9	11	7	9	11	7	9	10	10	4	15	10	7	5	5	5	9	5	6	8	
19	20	17	18	14	19	13	10	14	10	10	8	5	11	7	7	6	6	9	8	
8	15	11	6	11	10	7	3	11	9	5	10	7	4	3	8	5	4	.	10	
54	60	55	50	55	86	60	66	43	40	38	31	30	38	37	37	16	25	34	24	
12	8	8	5	12	16	10	8	7	11	11	9	11	3	5	9	5	7	6	4	
98	120	98	101	111	79	89	70	68	66	54	56	47	61	59	55	58	53	58	60	
23	29	26	24	23	33	21	15	19	28	24	19	15	20	25	20	21	26	17	24	
4	7	11	4	3	4	6	8	6	9	6	4	2	6	5	3	4	8	4	1	
13	5	13	5	7	12	6	11	6	7	4	3	2	11	4	2	9	4	4	4	
110	109	139	125	93	89	83	97	94	59	67	70	63	71	77	67	78	80	73	70	
40	43	40	32	39	40	32	41	27	22	27	34	28	30	35	24	24	16	22	20	
132	142	187	113	122	112	102	121	107	95	67	86	91	83	84	84	90	96	64	78	
27	27	19	33	26	26	20	28	24	18	20	15	17	20	25	19	17	17	18	26	
66	58	56	74	76	53	61	55	35	40	37	39	56	39	57	43	47	36	39	56	
8	9	10	9	6	11	11	5	6	8	6	6	4	10	6	5	6	10	2	7	
25	29	47	44	39	26	25	16	26	17	11	13	11	10	11	17	12	11	12	11	
5	7	5	4	3	2	5	3	5	3	2	5	3	5	4	4	1	4	3	3	

OCTOBER.

14	7	9	5	7	3	3	2	2	1	4	1	2	3	.	4	2	5	2	1	.
9	12	6	4	7	10	7	9	7	7	6	5	7	4	7	8	6	7	4	6	5
3	4	4	5	2	1	3	1	3	1	2	1	.	1	2	1	1	2	2	1	3
7	4	5	8	3	3	3	6	3	7	3	2	4	6	5	3	7	3	3	2	2
9	8	11	9	8	9	5	3	4	5	5	2	10	4	7	7	6	10	2	7	3
7	4	3	3	7	5	7	2	1	3	5	1	.	3	5	2	.	5	5	2	1
4	4	5	6	.	4	1	.	1	.	4	1	3	1	3	1	3	.	.	3	1
3	6	5	3	4	4	4	4	3	4	1	2	2	4	2	3	.	7	4	1	.
19	10	6	12	9	17	4	10	4	19	7	10	12	12	12	8	9	11	13	16	9
8	4	7	2	6	3	9	1	2	3	5	3	5	3	1	3	2	5	2	6	2
30	27	19	20	17	12	5	9	8	9	10	13	10	7	8	11	10	7	7	7	4
8	10	13	18	8	15	18	11	9	7	6	9	9	13	11	4	4	6	6	12	3
2	.	4	1	2	1	1	1	2	2	3	4	1	1	3	2	.	1	2	1	3
6	3	6	1	3	3	2	3	3	2	5	1	4	2	2	1	.	1	2	2	2
19	11	16	9	7	10	24	24	10	7	10	8	18	4	12	7	12	6	8	14	8
14	17	17	16	11	12	12	14	19	9	7	13	7	9	10	11	10	5	5	4	9
23	26	27	21	12	13	13	13	14	19	14	14	21	12	16	11	34	14	16	18	11
14	11	13	13	10	8	10	11	10	1	7	8	5	7	9	5	2	5	5	4	4
28	20	14	24	14	12	11	20	9	10	7	6	15	17	16	7	12	12	14	13	9
4	5	3	3	5	2	.	.	3	2	2	5	.	1	2	3	2	1	5	5	2
8	7	5	4	4	4	.	.	1	3	4	.	.	2	1	.	2	1	4	2	3
.	3	3	.	1	1	3	1	3	2	4	1	2	2	1	1	5	1	.	2	1

DIVISIONS :—Deaths from

DIVISIONS.		Total.	Causes of Death.	Total of each Cause.	DAY OF									
					1	2	3	4	5	6	7	8	9	10
1	London . . .	127	{ Chol. Diarrh.	20 107	. 4	3 3	1 4	1 6	1 7	. .	2 5	. 5	3 1	2 8
2	South Eastern. .	60	{ Chol. Diarrh.	6 54	. 1	2 4	. 1	. 5	. 1	. .	. 5	. 1	. 1	1 1
3	South Midland .	141	{ Chol. Diarrh.	81 60	2 1	6 3	7 2	5 3	4 2	2 2	5 2	4 4	5 2	5 2
4	Eastern . . .	39	{ Chol. Diarrh.	4 35	1 1	2 1	. .	. 1	. 5	. 4	. .	1 1	. 2	. 3
5	South Western .	255	{ Chol. Diarrh.	208 47	8 2	8 .	10 3	18 4	13 1	7 2	13 1	7 3	12 2	12 2
6	West Midland .	274	{ Chol. Diarrh.	138 136	11 7	11 2	7 5	6 2	12 9	9 3	9 5	7 6	2 5	7 9
7	North Midland .	64	{ Chol. Diarrh.	28 36	1 2	3 1	. 2	3 .	2 2	3 .	2 1	2 1	. 2	. 3
8	North Western .	229	{ Chol. Diarrh.	69 160	4 5	6 5	4 10	4 12	5 8	3 5	3 7	6 8	1 2	2 3
9	York . . .	285	{ Chol. Diarrh.	145 140	13 7	10 10	11 5	7 11	5 7	10 5	8 6	4 5	4 11	7 4
10	Northern . . .	159	{ Chol. Diarrh.	113 46	6 2	9 3	6 2	9 .	4 .	9 2	5 .	6 2	3 4	4 2
11	Welsh . . .	82	{ Chol. Diarrh.	32 50	2 4	1 1	3 1	3 1	. 5	1 2	. 1	. 1	. 1	2 2
1	London . . .	71	{ Chol. Diarrh.	2 69	. 5	. 2	. 5	. 1	. 2	. 1	. 2	. 3	1 3	. .
2	South Eastern. .	42	{ Chol. Diarrh.	2 40	. 2	. 2	. 3	1 .	. 1	. 5	. 1	. 1	. 6	. .
3	South Midland .	64	{ Chol. Diarrh.	8 56	. 4	. 3	. 1	1 1	. .	1 3	. 2	. 2	2 3	1 3
4	Eastern . . .	30	{ Chol. Diarrh.	1 29	. 2	. 1 1	. 2	. .	1 3	. 1	. 1
5	South Western .	87	{ Chol. Diarrh.	28 59	3 2	. 1	2 2	. 4	4 3	. 1	. 4	2 4	2 3	2 5
6	West Midland .	139	{ Chol. Diarrh.	31 108	1 6	2 .	1 3	3 4	1 4	2 2	1 3	1 3	1 5	2 4
7	North Midland .	46	{ Chol. Diarrh.	18 28	. .	1 2	1 .	1 4	. 2	. 2	1 .	. 1	. 2	. .
8	North Western .	114	{ Chol. Diarrh.	16 98	. 7	1 4	4 5	1 2	. 3	1 3	1 2	1 1	. 5	1 4
9	York . . .	93	{ Chol. Diarrh.	38 55	1 2	1 5	2 2	1 2	2 1	2 3	1 4	2 .	1 2	2 2
10	Northern . . .	42	{ Chol. Diarrh.	16 26	. 1	. 1	. .	. 1	. 1	1 .	. 1	. .	2 1	. 1
11	Welsh . . .	27	{ Chol. Diarrh.	3 24	1 .	. 1 1	. 1	2 1	. 1

Cholera and Diarrhœa—continued.

NOVEMBER.

THE MONTH.

11	12	13	14	15	16	17	18	19	20	21	22	23	24	25	26	27	28	29	30	31
1	.	.	1	1	2	.	.	1	1
5	2	2	5	4	.	2	3	2	6	5	1	5	4	.	3	1	9	2	3	.
1	1	1
3	1	2	3	3	3	1	1	1	1	2	.	3	1	.	.	3	.	3	3	.
6	1	6	3	3	2	4	.	1	2	2	1	1	1	1	.	.	.	1	1	.
1	6	.	2	1	1	1	4	4	1	1	2	.	3	1	1	4	2	1	1	.
.
1	.	2	2	.	1	1	1	3	1	1	.	.	3	1	.
8	2	7	7	6	3	9	12	3	5	4	4	4	3	5	3	3	4	3	5	.
1	2	1	2	.	1	3	.	3	1	2	4	.	1	1	.	1	2	1	1	.
6	4	5	3	4	7	5	1	2	3	2	3	2	4	3	.	1	1	1	.	.
2	5	7	2	6	2	9	7	3	3	4	2	4	1	2	5	3	5	7	4	.
2	2	1	1	2	1	1
1	2	1	2	1	1	1	.	1	3	1	2	3	1	1	1	.
2	2	1	2	3	2	2	2	.	2	.	.	4	1	2	2	1	1	1	1	.
5	6	5	6	6	8	7	4	3	4	7	4	2	2	5	6	3	5	3	4	.
6	7	3	3	4	6	6	3	3	4	2	3	1	2	3	1	3	2	2	2	.
3	2	3	2	4	7	1	3	3	4	6	3	4	3	1	4	8	4	1	3	.
4	7	6	6	.	5	2	4	.	2	2	2	4	2	2	2	1	.	.	1	.
1	1	.	.	3	1	2	1	4	2	3	.	.	2	1	1	2	1	3	1	.
1	.	1	2	1	.	.	1	4	.	1	1	.	.	.	1	4	1	1	1	.
2	3	2	1	.	.	2	.	2	3	.	.	.	3	2	3	.	.	4	4	.

DECEMBER.

.	.	1
4	5	1	3	3	4	3	4	3	2	.	3	2	1	3	1	.	3	.	.	.
.	1
2	2	1	.	3	2	1	.	.	1	1	2	.	1	1	2
.	1	1	1	.	.
.	.	3	2	2	3	1	4	3	2	1	3	2	2	2	2	1	.	1	.	.
.
.	2	.	.	2	2	.	2	1	1	2	.	1	3	1	1	.
3	.	.	2	1	2	2	1	.	1	.	.	.	1	.	.
3	1	4	.	3	1	2	.	1	2	1	2	.	2	.	3	1	2	.	1	1
.	2	.	.	1	1	1	1	1	4	.	1	.	.	1	.	.	.	1	1	1
6	3	3	.	3	1	6	5	2	3	4	9	4	4	3	4	5	3	5	1	.
.	2	.	.	2	.	3	3	.	2	1	1
.	.	1	.	1	3	1	1	.	1	.	1	.	.	1	.	1	2	1	1	.
10	1	.	.	1	1	1	.	1	1
2	3	3	4	3	4	5	3	3	2	4	1	.	1	3	.	3	2	6	2	.
1	1	1	2	3	2	1	4	.	5	2	1	2	1	1	1	1	.	.	3	.
.	1	.	1	.	.	.	1	.	3	.	.	2	1	1	1	1	1	1	.	1
.	1	.	.	1	4	1	2	2	1	1	.	1	.	2	.	1	1	.	.	.
.
1	.	1	1	2	1	.	.	2	1	.	.	.	2	2	1	1	2	1	.	1

COUNTIES.		Total.	Causes of Death.	Total of each Cause,	DAY OF										
					1	2	3	4	5	6	7	8	9	10	
No.	1. LONDON.														
	Middlesex (<i>part of</i>) .	194 {	<i>Chol.</i> <i>Diarrh.</i>	100 94	• 1	1 1	1 2	2 2	2 4	5 6	3 2	7 2	3 6	1 3	
	Surrey (<i>part of</i>) . .	240 {	<i>Chol.</i> <i>Diarrh.</i>	189 51	1 3	7 1	7 1	14 2	18 2	19 •	10 4	18 5	14 3	13 •	
	Kent (Greenwich and Lewisham) . . . }	12 {	<i>Chol.</i> <i>Diarrh.</i>	3 9	1 •	• •	• •	• •	• 1	• •	• •	• •	• 1	• •	
	—														
	2. SOUTH EASTERN DIVISION.														
	1	Surrey (<i>part of</i>) . .	9 {	<i>Chol.</i> <i>Diarrh.</i>	3 6	• •	• •	• 1	• •	• •	• •	• •	• •	• •	• •
	2	Kent (<i>part of</i>) . . .	38 {	<i>Chol.</i> <i>Diarrh.</i>	9 29	• 2	• •	• 1	• 1	• 2	• •	1 1	• 2	• 1	• 1
	3	Sussex	19 {	<i>Chol.</i> <i>Diarrh.</i>	• 19	• 1	• •	• •	• •	• •	• •	• •	• 1	• •	• •
	4	Hampshire	21 {	<i>Chol.</i> <i>Diarrh.</i>	3 18	• •	• 1	• •	• 2	• 1	• 1	• 2	• 1	• 2	1 •
	5	Berkshire	22 {	<i>Chol.</i> <i>Diarrh.</i>	6 16	• 3	• •	• 1	• 1	• •	2 1	2 2	• •	• •	1 •
	—														
	3. SOUTH MIDLAND DIVISION.														
6	Middlesex (<i>part of</i>) .	18 {	<i>Chol.</i> <i>Diarrh.</i>	8 10	• •	• •	• 1	• •	• •	• •	• •	• •	• 1	• •	
7	Hertfordshire . . .	29 {	<i>Chol.</i> <i>Diarrh.</i>	23 6	3 •	• •	2 1	1 •	1 •	3 •	2 •	2 •	1 2	2 •	
8	Buckinghamshire . .	8 {	<i>Chol.</i> <i>Diarrh.</i>	3 5	1 •	• •	• •	• •	• •	• 1	• •	• •	• •	• •	
9	Oxfordshire	9 {	<i>Chol.</i> <i>Diarrh.</i>	• 9	• •	• •	• 1	• •	• •	• •	• •	• 1	• •	• •	
10	Northamptonshire . .	6 {	<i>Chol.</i> <i>Diarrh.</i>	• 6	• •	• •	• •	• •	• •	• •	• •	• •	• •	• 1	
11	Huntingdonshire . .	1 {	<i>Chol.</i> <i>Diarrh.</i>	• 1	• •	• •	• •	• •	• •	• •	• •	• •	• •	• •	
12	Bedfordshire	5 {	<i>Chol.</i> <i>Diarrh.</i>	1 4	• •	• •	• •	• •	• •	• •	• •	• •	• •	• •	
13	Cambridgeshire . . .	12 {	<i>Chol.</i> <i>Diarrh.</i>	5 7	1 •	• •	• 1	• 1	• 1	• •	• •	• •	• 2	• •	

and DIARRHŒA on each Day of each Month.

JANUARY.

THE MONTH.

1	12	13	14	15	16	17	18	19	20	21	22	23	24	25	26	27	28	29	30	31
5	4	1	3	2	1	1	2	4	3	4	1	5	5	5	3	5	6	3	6	6
1	7	3	1	1	5	2	1	4	4	3	3	1	6	1	3	2	1	6	3	7
7	9	11	3	4	6	3	.	3	2	3	4	3	1	2	4	.	.	1	1	1
2	.	3	.	2	3	2	2	2	1	1	3	1	.	2	2	2	.	.	2	.
.	2	.
2	.	.	.	1	.	.	2	1	.	1
.	1	.	1	1	.
.	1	.	2	1	.	1	.	.	.
2	.	.	1	1	1	.	.	1	.	.	2	.	.
.	2	1	.	.	.	1	2	1	.	2	1	.	2	2	.	1	.	2	1	.
.
1	.	1	.	1	.	1	2	.	.	1	1	.	1	2	.	3	.	.	.	3
.	1	1	.
.	1	1	.	.	1	2	.	2	1	.	.
2	1	1
2	.	1	.	1	1	1	1	1
.	1	1	2	1	2	1	.
.	.	1	.	.	1	.	.	.	2	1	1	1	.	.
.	2	.	1	2	.	1	.	.	.
1	1	.	1
.	1	1
.	1	.	.	.	1	1	1
2	1	1	.	1	.	1	1	.
.
.	1	1	1	1	.	.	1
.
.	.	1
.	2	1	.	1
.	3	1
.	1	1	.	.

COUNTIES.		Total.	Causes of Death.	Total of each Cause.	DAY OF									
					1	2	3	4	5	6	7	8	9	10
No.														
14	4. EASTERN DIVISION.													
Essex	19	{	Chol. Diarrh.	7 12	.	.	1	.	.	1
15	Suffolk	20	{	Chol. Diarrh.	5 15	.	1	1	1
16	Norfolk	53	{	Chol. Diarrh.	38 15	1	1	1	1	1	2	2	1	2
—														
5. SOUTH WESTERN DIVISION.														
17	Wiltshire	17	{	Chol. Diarrh.	1 16
18	Dorsetshire	6	{	Chol. Diarrh.	1 5
19	Devonshire	14	{	Chol. Diarrh.	3 11
20	Cornwall	9	{	Chol. Diarrh.	1 8
21	Somersetshire	22	{	Chol. Diarrh.	. 22
—														
6. WEST MIDLAND DIVISION.														
22	Gloucestershire	17	{	Chol. Diarrh.	4 13
23	Herefordshire	2	{	Chol. Diarrh.	. 2
24	Shropshire	9	{	Chol. Diarrh.	3 6
25	Staffordshire	43	{	Chol. Diarrh.	1 42	1	1	1	1	5	1	3	2	.
26	Worcestershire	12	{	Chol. Diarrh.	. 12
27	Warwickshire	35	{	Chol. Diarrh.	5 30	2	.	3	2	1	2	1	1	1
—														
7. NORTH MIDLAND DIVISION.														
28	Leicestershire	7	{	Chol. Diarrh.	1 6
29	Rutlandshire	2	{	Chol. Diarrh.	. 2

COUNTIES.		Total.	Causes of Death.	Total of each Cause.	DAY OF									
					1	2	3	4	5	6	7	8	9	10
No.														
7. NORTH MIDLAND DIVISION—continued.														
30	Lincolnshire	17	{ Chol. Diarrh.	1 16
31	Nottinghamshire . .	8	{ Chol. Diarrh.	1 7
32	Derbyshire	6	{ Chol. Diarrh.	1 5
—														
8. NORTH WESTERN DIVISION.														
33	Cheshire	13	{ Chol. Diarrh.	1 12
34	Lancashire	135	{ Chol. Diarrh.	15 120	.	.	1	.	.	1	1	.	1	6
—														
9. YORK DIVISION.														
35	West Riding	109	{ Chol. Diarrh.	48 61	1	2	2	4	.	1	.	1	2	.
36	East Riding (with York)	18	{ Chol. Diarrh.	13 5	.	.	3	.	1	.	.	1	.	.
37	North Riding	8	{ Chol. Diarrh.	3 5	1	.	.
—														
10. NORTHERN DIVISION.														
38	Durham	65	{ Chol. Diarrh.	50 15	1	1	1	2
39	Northumberland . .	77	{ Chol. Diarrh.	62 15	3	4	3	2	.	3	4	2	2	.
40	Cumberland	43	{ Chol. Diarrh.	35 8	.	2	3	.	.	.	1	2	.	1
41	Westmorland	1	{ Chol. Diarrh.
—														
11. WELSH DIVISION.														
42	Monmouthshire . . .	10	{ Chol. Diarrh.	1 9	.	.	1	1	.
43	South Wales	23	{ Chol. Diarrh.	2 21	.	.	1	.	.	1	2	1	1	1
44	North Wales	5	{ Chol. Diarrh.	2 3	1	.	.	1	1

cholera and Diarrhœa—*continued.*

JANUARY.

THE MONTH.

11	12	13	14	15	16	17	18	19	20	21	22	23	24	25	26	27	28	29	30	31
.	1
.	1	1	1	.	.	1	2	.	1	1	.	1	.	.	1	.	1	1	.	.
.	1	.
.	1	.	.	.	1	1	.	.	.
.	.	.	.	1	.	.	1	2	.	.	.	1
.	1	1	.	1	1	1	.	.	.	1
2	1	4	6	3	7	1	3	3	3	2	4	4	6	6	5	1	5	4	1	6
1	2	1	2	3	4	1	2	2	.	2	1	2	2	2	1	1	1	2	.	3
3	1	1	4	2	1	3	3	2	3	3	1	.	3	1	.	2	5	1	1	2
.	1	1	.	.	.	3	.	.	1	.	.	1	.	.	1
.	1
.	1	1	.	.	.	1	.	1	.	.	1
1	.	1	.	2	3	1	.	1	.	1	4	8	.	1	.	5	3	2	7	5
.	.	.	1	.	1	.	.	1	2	.	1	1	1	1	1	1
1	2	.	.	.	1	1	.	.	1	3	1	3	2	4	5	3	3	6	.	3
.	.	1	2	1	1	.	1	.	.	.	1
5	1	2	1	3	.	1	1	1	1	1	1	.	2	1	3	2
.	1	.	.	1	1	1	.	1	1
.
.	.	.	.	1
.	.	1	1	.	.	.	1	.	.	.	1	1	.	.	1	.
.	1	.	1	.	1	1	.	2	.	1	1	.	1	1	2	2
.	1
.	1

COUNTIES.		Total.	Causes of Death.	Total of each Cause.	DAY OF								
					I	2	3	4	5	6	7	8	9
I. LONDON.													
	Middlesex (<i>part of</i>) .	230 {	<i>Chol.</i> <i>Diarrh.</i>	141 89	5 7	3 4	4 4	4 2	5 9	6 4	9 2	6 3	8 4
	Surrey (<i>part of</i>) . .	67 {	<i>Chol.</i> <i>Diarrh.</i>	29 38	. 1	. 3	3 2	2 1	1 2	3 1	2 1	2 .	3 2
	Kent (Greenwich and Lewisham) . . . }	19 {	<i>Chol.</i> <i>Diarrh.</i>	10 9	. .	. 1	. 1	2	1 .
—													
2. SOUTH EASTERN DIVISION.													
No.													
1	Surrey (<i>part of</i>) . .	7 {	<i>Chol.</i> <i>Diarrh.</i>	2 5	1 .	. 1 1
2	Kent (<i>part of</i>) . . .	11 {	<i>Chol.</i> <i>Diarrh.</i>	1 10	1 .	. 1	. .	. 1	1 .	. 1
3	Sussex	14 {	<i>Chol.</i> <i>Diarrh.</i>	1 13	. 1	. .	. 1	. .	. 1	. .	2
4	Hampshire	18 {	<i>Chol.</i> <i>Diarrh.</i>	4 14	. .	. 1	. .	1 .	. 2
5	Berkshire	10 {	<i>Chol.</i> <i>Diarrh.</i>	. 10 1	1 1
—													
3. SOUTH MIDLAND DIVISION.													
6	Middlesex (<i>part of</i>) .	10 {	<i>Chol.</i> <i>Diarrh.</i>	2 8	. .	. 2	1 1	. .	. 1	1 .	. 1
7	Hertfordshire . . .	13 {	<i>Chol.</i> <i>Diarrh.</i>	6 7	. .	. 1	1 .	. .
8	Buckinghamshire . .	11 {	<i>Chol.</i> <i>Diarrh.</i>	2 9	1 1 1	. 2	2 .
9	Oxfordshire	6 {	<i>Chol.</i> <i>Diarrh.</i>	. 6
10	Northamptonshire . .	9 {	<i>Chol.</i> <i>Diarrh.</i>	1 8 1	. 1	1 1	1
11	Huntingdonshire . .	2 {	<i>Chol.</i> <i>Diarrh.</i>	1 1 1
12	Bedfordshire	3 {	<i>Chol.</i> <i>Diarrh.</i>	. 3 1
13	Cambridgeshire . . .	13 {	<i>Chol.</i> <i>Diarrh.</i>	1 12	. .	. 1	. 1	1 1	. .

COUNTIES.		Total.	Causes of Death.	Total of each Cause.	DAY OF									
					1	2	3	4	5	6	7	8	9	
No. 30	7. NORTH MIDLAND DIVISION—continued.													
	Lincolnshire . . .	14 {	<i>Chol.</i> <i>Diarrh.</i>	3 11	1 .	. .	1 1 1	. 2	
	Nottinghamshire . .	10 {	<i>Chol.</i> <i>Diarrh.</i>	1 9	. .	1 2 1	. .	. 1	
32	Derbyshire	6 {	<i>Chol.</i> <i>Diarrh.</i>	. 6 1 1	
—														
8. NORTH WESTERN DIVISION.														
33	Cheshire	14 {	<i>Chol.</i> <i>Diarrh.</i>	1 13	. 1	. .	. 1 1	. 1	
34	Lancashire	133 {	<i>Chol.</i> <i>Diarrh.</i>	12 121	1 5	1 6	2 1	1 3	. 4	. 4	1 2	. 7	. 3	
—														
9. YORK DIVISION.														
35	West Riding	63 {	<i>Chol.</i> <i>Diarrh.</i>	13 50	1 .	. 4	2 1	. 1	1 3	. 1	1 1	1 2	. 1	
36	East Riding (with York)	11 {	<i>Chol.</i> <i>Diarrh.</i>	4 7	1	1 1	. 2	. 1	
37	North Riding . . .	2 {	<i>Chol.</i> <i>Diarrh.</i>	1 1	1	
—														
10. NORTHERN DIVISION.														
38	Durham.	76 {	<i>Chol.</i> <i>Diarrh.</i>	67 9	4 .	6 1	2 .	5 .	1 .	4 2	4 .	1 2	3 .	
39	Northumberland . .	38 {	<i>Chol.</i> <i>Diarrh.</i>	31 7	. .	1 .	. 1	. .	2 .	. .	1 .	1 .	. 1	
40	Cumberland	12 {	<i>Chol.</i> <i>Diarrh.</i>	7 5	2	1 .	
41	Westmorland . . .	2 {	<i>Chol.</i> <i>Diarrh.</i>	. 2	
—														
11. WELSH DIVISION.														
42	Monmouthshire . .	8 {	<i>Chol.</i> <i>Diarrh.</i>	. 8 1	. .	. 1	
43	South Wales	27 {	<i>Chol.</i> <i>Diarrh.</i>	5 22 1	. 1	. 1	. 3	. 1	. .	. 1	
44	North Wales	9 {	<i>Chol.</i> <i>Diarrh.</i>	. 9	. 1	. 2 1	

Cholera and Diarrhoea—*continued.*

FEBRUARY.

THE MONTH.

10	11	12	13	14	15	16	17	18	19	20	21	22	23	24	25	26	27	28
.	I
.	.	I	.	.	I	.	.	.	I	.	I	I	.	I	.	.	.	I
.	.	.	.	I	I	I	.	.	I	I	.	.
.	.	.	I	.	.	.	I	I	I	.
.	.	I	.	2	.	I	.	.	3	.	.	.	I	I
I	2	.	.	2	.	I
I	5	2	3	10	2	3	4	6	4	4	5	2	4	4	4	10	4	9
.	.	.	.	I	I	.	.	I	.	I	.	I	I	I
I	5	2	2	2	I	2	3	3	3	.	2	2	3	.	2	I	I	I
I	I
.	I	.	.	.	I	I	.	.
.
3	I	.	4	I	3	.	2	4	2	2	I	I	3	I	2	2	4	I
.	I	.	.	.	I	.	.	.	I	.	.	I	.
3	.	2	I	.	.	I	I	4	.	I	I	2	2	I	5	I	I	.
.	.	.	I	.	I	I	.	I	I
I	2	.	I
I	.	.	I	2	.	.	.	I	.	.	.
.	I	I	.	.
.
.	I
.	2	.	.	I	I
.	I	.	I	.	.	I	.	I	I
I	I	.	2	.	.	2	I	.	.	.	3	.	.	2	.	I	.	I
.
.	I	.	I	.	.	I	.	.	I	.	I

COUNTIES.		Total.	Causes of Death.	Total of each Cause.	DAY OF										
					1	2	3	4	5	6	7	8	9	10	
1. LONDON.															
	Middlesex (<i>part of</i>) .	96 {	<i>Chol.</i> Diarrh.	31 65	5 3	1 4	. 1	2 2	. 1	2 1	2 2	2 2	1 3	. 1	
	Surrey (<i>part of</i>) . .	41 {	<i>Chol.</i> Diarrh.	8 33	. 1	. 1	3 3	. .	. 3	. .	1 1	. 1	1 .	1 .	
	Kent (Greenwich and Lewisham) . . . }	9 {	<i>Chol.</i> Diarrh.	1 8	. .	. 1 1	. 1	
2. SOUTH EASTERN DIVISION.															
No.															
1	Surrey (<i>part of</i>) . .	7 {	<i>Chol.</i> Diarrh.	.. 7	. .	. 1 1	
2	Kent (<i>part of</i>) . .	10 {	<i>Chol.</i> Diarrh.	1 9 2	. .	1 .	. .	
3	Sussex	13 {	<i>Chol.</i> Diarrh.	.. 13 1	1 .	. .	
4	Hampshire	14 {	<i>Chol.</i> Diarrh.	4 10	. .	1 1	. .	. 1	1 1	. .	1 .	. .	
5	Berkshire	9 {	<i>Chol.</i> Diarrh.	.. 9 1	. .	. 1 1	
3. SOUTH MIDLAND DIVISION.															
6	Middlesex (<i>part of</i>) .	5 {	<i>Chol.</i> Diarrh.	1 4 1	1 .
7	Hertfordshire . . .	16 {	<i>Chol.</i> Diarrh.	8 8	2 .	. .	1 .	1 .	1	1 .
8	Buckinghamshire . .	5 {	<i>Chol.</i> Diarrh.	1 4	1 1	
9	Oxfordshire	6 {	<i>Chol.</i> Diarrh.	.. 6	. 1	. 1 1	
10	Northamptonshire . .	9 {	<i>Chol.</i> Diarrh.	2 7 1 1	
11	Huntingdonshire . .	1 {	<i>Chol.</i> Diarrh.	.. 1	
12	Bedfordshire	5 {	<i>Chol.</i> Diarrh.	.. 5	
13	Cambridgeshire . .	7 {	<i>Chol.</i> Diarrh.	2 5	1 .	1	

COUNTIES:—Deaths from

COUNTIES.		Total.	Causes of Death.	Total of each. Cause.	DAY OF									
					1	2	3	4	5	6	7	8	9	10
No.	7. NORTH MIDLAND DIVISION—continued.													
30	Lincolnshire . . .	17	{ Chol. Diarrh.	17
31	Nottinghamshire . .	12	{ Chol. Diarrh.	3 9	.	.	.	1
32	Derbyshire	10	{ Chol. Diarrh.	2 8	1
—														
8. NORTH WESTERN DIVISION.														
33	Cheshire	17	{ Chol. Diarrh.	17
34	Lancashire	181	{ Chol. Diarrh.	28 153	1 8	.	5	2	1 4	1 8	1 4	1 6	1 5	4 8
—														
9. YORK DIVISION.														
35	West Riding	49	{ Chol. Diarrh.	8 41	1 1	.	5	1	2
36	East Riding (with York)	6	{ Chol. Diarrh.	1 5	1	.
37	North Riding . . .	5	{ Chol. Diarrh.	5	1	.	.
—														
10. NORTHERN DIVISION.														
38	Durham	169	{ Chol. Diarrh.	149 20	.	.	.	1 2	.	.	1	.	.	6
39	Northumberland . .	45	{ Chol. Diarrh.	38 7	3	2	2	1 1	3	1	2	2	2	.
40	Cumberland	7	{ Chol. Diarrh.	2 5	1
41	Westmorland	{ Chol. Diarrh.	2 2
—														
11. WELSH DIVISION.														
42	Monmouthshire . .	10	{ Chol. Diarrh.	10
43	South Wales	22	{ Chol. Diarrh.	1 21	.	.	1	1	.	1	1	1	.	.
44	North Wales	10	{ Chol. Diarrh.	10

Cholera and Diarrhœa—continued.

MARCH.

THE MONTH.

11	12	13	14	15	16	17	18	19	20	21	22	23	24	25	26	27	28	29	30	31
.
1	1	1	3	.	1	2	.	2	.	.	.
.	1	1	.	.	.
.	.	1	1	.	.	1	1	.	1	.	.	.
.	1
1	1	.	.	2	.	1	.	.	1	.	2
.
.	.	.	.	1	1	.	1	1	1	1	.	.	1	.	1	.	.	.	1	1
1	1	3	.	.	1	.	2	.	.	1	.	.	.	1	.	3	2	1	1	3
4	4	6	5	4	10	2	2	5	4	2	4	3	2	5	7	4	7	3	8	6
.	.	1	.	.	1	1	.	1	.	.	.	2	.	1
2	1	1	2	2	.	3	1	1	2	3	2	1	.	.	3	.	1	3	.	.
.
.	.	1	.	1	1
1	1	.	1	1	.	.
23	8	5	5	7	7	10	13	7	8	7	6	5	6	4	5	2	1	4	2	6
.	2	.	1	.	.	1	2	.	.	1	.	1	.	2	.	3	.	.	1	1
.	2	3	.	.	2	.	.	2	2	.	1	.	1	1	.	2	3	.	.	1
.	1	1	1	.	.	1	.	.	1
1	1	.	.	.	1	1	1	1
.
.
1	.	1	1	1	2	.	.	.	1	1	1
.
1	1	.	.	2	1	1	.	.	2	.	.	1	.	2	1	1	1	.	.	1
.
.	.	.	1	.	.	1	2	1	.	.	2	.	.	1

COUNTIES:—Deaths from

COUNTIES.		Total.	Causes of Death.	Total of each Cause.	DAY OF										
					1	2	3	4	5	6	7	8	9	10	
No. 30	7. NORTH MIDLAND DIVISION—continued.														
	Lincolnshire . . .	15	{ Chol. Diarrh.	1 14	1 2	1	2
	Nottinghamshire . .	4	{ Chol. Diarrh.	.. 4 1	1
32	Derbyshire	4	{ Chol. Diarrh.	.. 4 1
—															
8. NORTH WESTERN DIVISION.															
33	Cheshire	10	{ Chol. Diarrh.	1 9 2
34	Lancashire	157	{ Chol. Diarrh.	29 128	1 .	3 8	2 4	. 2	2 3	. 4	3 2	. 3	1 4	1 5	.
—															
9. YORK DIVISION.															
35	West Riding . . .	53	{ Chol. Diarrh.	7 46	. 3 1	. 1	. .	. 1	. 2	. .	1 .	.
36	East Riding (with York)	15	{ Chol. Diarrh.	3 12	1 .	. 2	. 1	1 1	.
37	North Riding . . .	4	{ Chol. Diarrh.	.. 4	. 1	. 1	. .	. 1 1	. .	.
—															
10. NORTHERN DIVISION.															
38	Durham.	31	{ Chol. Diarrh.	16 15	1 .	2 .	1 .	1 1	. 1	1 2	. 1	. 1	. .	2 .	2
39	Northumberland . .	31	{ Chol. Diarrh.	18 13	. 1	1 2	. 1	3 .	1 1	. 1	1 1	. 2	.
40	Cumberland . . .	6	{ Chol. Diarrh.	3 3	. 1	1
41	Westmorland . . .	4	{ Chol. Diarrh.	.. 4	. .	. 1	1
—															
11. WELSH DIVISION.															
42	Monmouthshire . .	4	{ Chol. Diarrh.	.. 4 1	. .	1
43	South Wales . . .	28	{ Chol. Diarrh.	1 27	. 1	. 2	. .	. 1	1	1
44	North Wales . . .	6	{ Chol. Diarrh.	.. 6	1	1	1

COUNTIES:—Deaths from

COUNTIES.		Total.	Causes of Death.	Total of each Cause.	DAY OF										
					1	2	3	4	5	6	7	8	9	10	
No.	1. LONDON.														
	Middlesex (<i>part of</i>) .	90 {	<i>Chol.</i> <i>Diarrh.</i>	22 68	1 2	1 1	. 2	2 2	2 2	. 1	. 2	. 1	. .	1 3	
	Surrey (<i>part of</i>) . .	28 {	<i>Chol.</i> <i>Diarrh.</i>	1 27	. 1	. 1	. 1	. 1	. .	. 1	. 1	. .	. 3	. .	
	Kent (Greenwich and Lewisham) . . . }	9 {	<i>Chol.</i> <i>Diarrh.</i>	1 8	. 2	
	—														
	2. SOUTH EASTERN DIVISION.														
	1	Surrey (<i>part of</i>) . .	5 {	<i>Chol.</i> <i>Diarrh.</i>	. 5 1 1
	2	Kent (<i>part of</i>). . .	17 {	<i>Chol.</i> <i>Diarrh.</i>	5 12	1 1	. 1	. .	. 1	. 3
	3	Sussex	10 {	<i>Chol.</i> <i>Diarrh.</i>	. 10 1	. .	1
	4	Hampshire	16 {	<i>Chol.</i> <i>Diarrh.</i>	2 14 1	1 .	. .
	5	Berkshire	5 {	<i>Chol.</i> <i>Diarrh.</i>	. 5 1	1
	—														
	3. SOUTH MIDLAND DIVISION.														
6	Middlesex (<i>part of</i>) .	7 {	<i>Chol.</i> <i>Diarrh.</i>	2 5 1	. 1	1	
7	Hertfordshire . . .	8 {	<i>Chol.</i> <i>Diarrh.</i>	. 8	. .	. 1	1	
8	Buckinghamshire . .	5 {	<i>Chol.</i> <i>Diarrh.</i>	2 3	1	
9	Oxfordshire	6 {	<i>Chol.</i> <i>Diarrh.</i>	. 6	1	1 .	. .	
10	Northamptonshire . .	1 {	<i>Chol.</i> <i>Diarrh.</i>	. 1	1	
11	Huntingdonshire . .	8 {	<i>Chol.</i> <i>Diarrh.</i>	3 5	. .	1 .	. 2	
12	Bedfordshire	7 {	<i>Chol.</i> <i>Diarrh.</i>	. 7	1 .	. .	1 .	. .	
13	Cambridgeshire . . .	11 {	<i>Chol.</i> <i>Diarrh.</i>	1 10	1 .	. 1	. 1	. .	. 1	

Cholera and Diarrhœa—*continued.*

MAY.

THE MONTH.

11	12	13	14	15	16	17	18	19	20	21	22	23	24	25	26	27	28	29	30	31
.	.	.	.	2	1	.	1	1	.	1	.	1	.	2	.	1	1	.	2	2
1	2	4	5	.	1	2	4	2	3	2	4	4	1	3	2	2	1	2	5	2
.	1
.	1	1	3	.	.	3	2	2	1	.	.	1	2	2	.
.	1
1	.	1	.	2	.	.	.	2
.
.	2	1	.
.	1	.	1	1	1	.	.	.	1	.	.	1	.	2	.
.
2	.	.	1	.	1	1	1	1	.	.	1
1	.	.	.	2	1	.	1	.	1	.	2	.	1	.	2	.	1	1	.	.
.	.	.	1	1	1	.	.
.
.	.	.	1	.	1	1
.
1	1	2	1	.	.	.	1	.
.	.	.	1	.	.	.	1	.	1
.
.	.	1	1	.	1	1
.
.
.	.	.	2	1	.	.	1
.	2	.	1	1	1
.
.	1	.	.	1	2	.	.	1	1	.	.	.	1	.

Cholera and Diarrhoea—continued.

JUNE.

THE MONTH.

11	12	13	14	15	16	17	18	19	20	21	22	23	24	25	26	27	28	29	30
.	.	.	I	.	.	.	I	I	.	.	.	I
.	.	I	I	I	.	I	I	.	.	.
I	.	.	I	I	2	I	.	I	2	.
.	.	.	I	.	.	2	I	.	2	.	I	.	.
.
.	I	.	I	I	I	I	I	.	I	.	4	I
.
I	I	.	.	I	I	.	I
.	.	.	I	I	.	.	.	I	.	I	.	I	I	.	.	I	.	.	.
.	I	I	I	I	2	2	2	.	.	2	I
.	I
3	2	I	5	I	2	5	2	9	I	.	.	I	2	4	2	I	2	4	I
.	I	.	4	.	2	2	.	I	I	2	I
.	2	I
.	2	I	I	I	.	.	.
I	I	I	.	I	.	.	I	I	2	I	I
I	I	I	2	.	I	.	.	I	I	I	.	.	I	.	.	I	I	2	I
.
8	8	9	4	4	7	7	10	3	7	2	2	4	5	3	3	7	4	9	2
.	.	I	3	3	.	I	I	.	2	.	2	2	.	I	I	2	I	.	.
.
.	2	.	I	.
I	I	I	I	.	.	.	I	.	I	.	.	.
.	I	I	.	I
.	.	I	4	I	2	.	I	3	2	I	3	2	2	I	.	.	3	.	.
.	I	.
.	.	3	.	I	I	.	I	I	I	.
.	I	I
2	2	2	.	I	2	2	.	2	2	.	2	I	.	2	.	.	I	I	.
.
.	I	I	I	.	.	I	I
.
.

Cholera and Diarrhoea—continued.

JUNE.

THE MONTH.

11	12	13	14	15	16	17	18	19	20	21	22	23	24	25	26	27	28	29	30
.	I	.	.	I	.
.	.	.	.	2	.	I	I	I	I	I	I	3	.
2	3	2	I	.	I	2	.	I	I	I	.
.	I	I
.	.	.	I	I	.	I	I
.	.	2	.	I	I	.	I	3	I	4	3	3	6	3	3	4	I	5	2
I	.	.	3	.	I	I	I	2	I	.	.	I	2	3
19 3	22 9	27 11	22 7	17 9	23 3	15 8	18 10	26 8	18 3	14 5	25 9	24 14	27 6	28 7	28 10	30 7	33 12	32 9	26 11
I	I	I	4	I	3	I	4	I	4	3	.	I	2	.	I	.	I	.	.
2	2	3	I	2	I	6	3	.	2	I	3	3	2	2	2	2	3	2	I
.	I	.	.	.	I
.	I	.	.	.	I	.	.	.	I	.	.	I	.	.	.	I	.	.	I
I	I
.	I
4	2	4	5	5	3	2	7	3	3	3	2	2	2	2	2	2	I	2	2
.	.	I	I	.	.	I	I	I	2	.	I	I	I
.
.	I	.	.	I	.	.	I	.	I	.	.	I	I	I
.	2	.	.	I	.	I	.	.	I
.
.	I
3	11	8	3	2	3	2	2	3	I	.	I	.	4	.	2	.	2	7	5
I	I	I	.	I	.	.	I	I	I	.	.	.	I
25	23	20	14	17	20	16	13	19	14	20	12	18	15	16	18	16	15	26	27
.	.	I	.	2	2	I	3	.	2	2	3	I	I	.	.	.	2	I	I
.	I	I	I	.	.	.	I
I	I	.	.	I	I	2	I	.

COUNTIES:—Deaths from

COUNTIES.		Total.	Causes of Death.	Total of each Cause.	DAY OF										
					1	2	3	4	5	6	7	8	9	10	
I. LONDON.															
	Middlesex (<i>part of</i>) .	1390	{ Chol. Diarrh.	918 472	10 6	13 11	14 3	11 2	4 7	11 4	12 8	16 4	15 14	33 9	
	Surrey (<i>part of</i>) . .	1652	{ Chol. Diarrh.	1481 171	8 4	19 3	13 6	8 1	12 3	16 4	16 5	18 8	28 4	29 2	
	Kent (Greenwich and Lewisham) . . . }	197	{ Chol. Diarrh.	156 41	1 2	5 .	3 1	1 .	5 .	2 .	7 1	. .	2 1	5 .	
—															
2. SOUTH EASTERN DIVISION.															
No.															
1	Surrey (<i>part of</i>) . .	46	{ Chol. Diarrh.	35 11	1	1 2	1 2	. .	2 1	
2	Kent (<i>part of</i>) . . .	201	{ Chol. Diarrh.	165 36	. .	2 .	1 2	1 2	3 .	. 2	1 2	1 4	4 1	1 .	
3	Sussex	66	{ Chol. Diarrh.	46 20	6 1	2 .	1 1	4 2	. .	1 1	2 1	1 1	
4	Hampshire	740	{ Chol. Diarrh.	666 74	. 1	2 1	4 3	5 1	7 1	9 .	7 1	13 1	23 1	22 .	
5	Berkshire	24	{ Chol. Diarrh.	16 8	. 1 1	
—															
3. SOUTH MIDLAND DIVISION.															
6	Middlesex (<i>part of</i>) .	112	{ Chol. Diarrh.	99 13	1 .	2 .	3 .	1 .	4 .	3 .	4 1	1 .	2 .	2 1	
7	Hertfordshire . . .	16	{ Chol. Diarrh.	9 7 1	1	
8	Buckinghamshire . .	19	{ Chol. Diarrh.	5 14	. .	. 1	. 1	. .	. 1	. .	. 1	. 1	
9	Oxfordshire. . . .	6	{ Chol. Diarrh.	2 4 1	
10	Northamptonshire . .	7	{ Chol. Diarrh.	1 6	. 1	. 1	. .	. 1	. .	. 1	
11	Huntingdonshire . .	3	{ Chol. Diarrh.	. 3 1	
12	Bedfordshire	1	{ Chol. Diarrh.	1	
13	Cambridgeshire . .	13	{ Chol. Diarrh.	3 10 1	. .	. 1	

holera and Diarrhœa—continued.

JULY.

THE MONTH.

11	12	13	14	15	16	17	18	19	20	21	22	23	24	25	26	27	28	29	30	31
33 6	25 11	31 14	37 10	28 15	34 11	31 22	29 21	34 18	42 22	54 22	42 30	26 31	34 24	43 22	38 29	43 24	39 20	42 15	51 16	43 21
21 6	18 2	46 2	44 5	62 9	82 10	44 4	49 7	61 6	72 7	69 5	59 2	66 11	59 10	74 8	65 9	60 7	74 4	75 8	110 3	104 6
4 .	3 1	2 .	10 .	7 .	5 3	4 2	6 .	6 3	6 2	3 2	8 2	12 3	2 1	6 2	11 1	6 2	4 4	4 1	11 5	5 2
.	.	1	.	1	1	.	3	1	2	1	.	1	.	3	2	3	1	2	4	4
.	1	1	1	1	.	1	.	1
5 1	6	6	8 1	9 1	2	4	8	9 1	5 1	5 2	6 2	4	7 2	5 1	9	8 3	9 2	9 2	12 2	15 2
3	2	1	1	2	.	1	2	.	2	2	1	.	1	1	1	1	2	2	2	2
.	1	.	1	1	.	1	2	1	.	1	1	1	.	.	.	1	1	.	.	1
18 4	33 1	22 6	34 3	30	47 3	30 4	44 5	39 1	32 4	42 2	22 4	28 3	22	24 4	17 4	28 4	14 4	20 3	15 3	13 2
1	.	.	1	.	1	1	.	1	2	1	.	.	1	2	.	2	1	.	1	1
.	1	1	.	.	1	1	1	1
3 1	6	.	3 1	3	5	5	3 3	6	1	5	3	5 2	3	7 1	4 1	2 1	2 1	3	4	3
1	.	.	1	2	1	.	1	.	2	.
.	.	1	1	1	.	.	1	.	.	1	.	.	1	.	.	.
.	.	1	3	1	4	.
.	.	.	1	1
.	1
.	.	.	1	1
2
.	1
.
.	.	1	1	1	2	1
.	.	.	.	1	.	.	2	1	.	.	1	.	1

cholera and Diarrhoea—continued.

JULY.

THE MONTH.

11	12	13	14	15	16	17	18	19	20	21	22	23	24	25	26	27	28	29	30	31
1	1	1	2	.	2	.	.	1	.	1	1	3	2	.	2	1	1	1	8	1
1	2	2	.	2	1	.	1	.	2	2	6	.	.
.	1
2	2	1	.	.	.	1	1	.	2	1
.	1	.	.	.	1	.	.	.
.	.	.	1	1	2	1	.	.	1	.	1	1	.	.	.	1	1	1	1	2
2	2	.	6	7	3	11	4	8	6	7	8	5	5	7	9	11	2	7	5	8
1	1	.	2	2	3	1	.	3	1	.	1	.	1	1	2	.
1	1	.
.	1	.	.	.	1	1	2	.	.	.	1	.	.	1
10	6	11	11	13	8	9	16	16	6	13	8	13	9	13	8	16	10	9	20	13
.	.	.	1	2	3	2	.	2	3	1	.	1	1	6	1	.	2	1	2	2
.	1	.	.	1	1	4	3	3	5	6	3	5	5	2	4	9	2	3	4	4
.	1	.	.	1	.	.	.	2	1	1	1	2	.	1
.	1	.	.	1	2	.	1	.	.	1	2	.	1	3	3	.	6	2	4	5
.	1	2	.	.	1	.	1	.	.	.	1	.	2	1	.	1	.	.	.	1
5	9	10	11	20	19	11	14	11	8	16	8	9	7	12	12	6	14	7	3	10
.	1	.	.	.	2	.	3	1	1	2	1	1	3	1	.	1	2	1	2	1
.
1	.	.	1
.	.	.	1	1	.	1	10	10	4	7	.	1	2
.	1	.	.	1	1	2	.	.	1	2	.	.	.	1	1
4	.	1	2	3	3	2	.	2	3	4	1	.	3	1	1	1	1	2	1	1
.	.	1	.	2	.	2	1	1	2	1	.	2	2	4	.	3	2	1	3	3
1	.	.	1	2	1	1	2	1	.	2	2
1	1	1	.	1	.	.	1	1	.	1	1
.	.	.	1	1	2	.	.	1	2	1	.	1	1	.	3	.	1	.	.	.
2	.	1	1	1	1	.	2	1	.	2	2	4	2	3	1	3	4	2	2	4
.	1
.	.	1	1	1	.	.	1	.	1	1	1	.	.
.
.	1

COUNTIES.		Total.	Causes of Death.	Total of each Cause.	DAY OF THE WEEK.										
					1	2	3	4	5	6	7	8	9	10	
No.	7. NORTH MIDLAND DIVISION—continued.														
30	Lincolnshire . . .	20	{ Chol. Diarrh.	5 15	.	.	.	1	2	.	1
31	Nottinghamshire . .	19	{ Chol. Diarrh.	2 17	2
32	Derbyshire	15	{ Chol. Diarrh.	3 12	1	.	.
—															
8. NORTH WESTERN DIVISION.															
33	Cheshire	208	{ Chol. Diarrh.	170 38	1	8	3	1	.	4	3	1	5	6	.
34	Lancashire	2049	{ Chol. Diarrh.	1458 591	27 15	43 14	27 10	39 9	28 16	31 9	34 9	28 13	24 12	28 9	.
—															
9. YORK DIVISION.															
35	West Riding	174	{ Chol. Diarrh.	68 106	.	1	.	.	.	2	1	1	2	5	.
36	East Riding (with York)	142	{ Chol. Diarrh.	112 30	.	1	1	1	2	3	.
37	North Riding . . .	6	{ Chol. Diarrh.	3 3	1	1	.	.
—															
10. NORTHERN DIVISION.															
38	Durham.	86	{ Chol. Diarrh.	66 20	2	4	4	4	.	.	4	2	.	1	2
39	Northumberland . .	29	{ Chol. Diarrh.	13 16	1	1	.	2	.	.	.	1	.	.	.
40	Cumberland	19	{ Chol. Diarrh.	3 16	1	.	1
41	Westmorland . . .	2	{ Chol. Diarrh.	1 1	1
—															
11. WELSH DIVISION.															
42	Monmouthshire . .	101	{ Chol. Diarrh.	94 7	5	3	2	7	4	2	5	5	5	2	.
43	South Wales	1007	{ Chol. Diarrh.	966 41	23 1	25 2	15 1	18 .	19 .	13 3	18 1	26 2	28 3	37 .	.
44	North Wales	47	{ Chol. Diarrh.	41 6	1	1	.

lera and Diarrhœa—*continued.*

LY.

1 MONTH.

[illegible]

COUNTIES.		Total.	Causes of Death.	Total of each Cause.	DAY OF									
					1	2	3	4	5	6	7	8	9	10
No.	1. LONDON.													
	Middlesex (<i>part of</i>) . .	3577	{ Chol. Diarrh.	2882 695	42 17	48 18	32 21	44 21	39 22	45 16	58 23	58 24	43 12	50 17
	Surrey (<i>part of</i>) . . .	2417	{ Chol. Diarrh.	2181 236	95 12	69 15	55 7	89 6	83 6	49 7	43 5	65 9	55 6	63 12
	Kent (Greenwich and Lewisham) . . . }	367	{ Chol. Diarrh.	305 62	5 .	6 3	11 1	5 .	5 2	2 2	9 1	5 5	6 2	11 3
	2. SOUTH EASTERN DIVISION.													
	Surrey (<i>part of</i>) . . .	132	{ Chol. Diarrh.	107 25	2 .	2 .	3 .	1 2	2 1	2 2	2 .	2 1	. 1	2 1
	Kent (<i>part of</i>) . . .	629	{ Chol. Diarrh.	507 122	8 3	11 1	7 1	10 2	15 6	10 4	8 7	13 3	18 7	17 4
	Sussex	120	{ Chol. Diarrh.	71 49	3 .	1 .	3 .	2 1	3 1	2 .	1 1	. 2	1 1	1 2
	Hampshire	445	{ Chol. Diarrh.	360 85	12 1	12 2	17 4	18 4	20 3	14 4	8 4	4 4	9 .	16 4
	Berkshire	88	{ Chol. Diarrh.	66 22	. .	2 1	. 1	. .	1 1	3 2	2 2	3 .	1 .	. .
	3. SOUTH MIDLAND DIVISION.													
	Middlesex (<i>part of</i>) . .	175	{ Chol. Diarrh.	134 41	1 2	2 .	2 .	4 3	6 1	1 1	4 .	4 3	3 1	10 1
	Hertfordshire	71	{ Chol. Diarrh.	61 10	. 1	2 .	. .	2 1	2
Buckinghamshire . .	92	{ Chol. Diarrh.	81 11	. .	. 1	1 1	1 1	4 .	2 .	1 .	1 .	6 .	7 .	
Oxfordshire	27	{ Chol. Diarrh.	21 6	. 1	. 1 2	
Northamptonshire . .	14	{ Chol. Diarrh.	6 8 1	. 1	1	
Huntingdonshire . . .	4	{ Chol. Diarrh.	2 2	
Bedfordshire	18	{ Chol. Diarrh.	7 11	. .	. 1	1 1	. 1	
Cambridgeshire . . .	52	{ Chol. Diarrh.	40 12	. .	. 1 1	1 1	

Cholera and Diarrhœa—continued.

AUGUST.

THE MONTH.

11	12	13	14	15	16	17	18	19	20	21	22	23	24	25	26	27	28	29	30	31
87	90	127	128	101	98	90	80	92	143	115	105	116	137	148	114	153	147	135	133	103
21	15	24	22	25	24	37	30	24	30	19	26	23	19	31	21	22	29	23	22	
63	73	63	71	64	49	62	66	63	69	47	54	59	84	89	84	116	89	95	73	
4	7	4	8	9	1	3	9	10	6	7	21	6	6	12	6	6	8	8	6	
13	14	13	13	11	12	13	10	8	9	6	10	7	8	17	12	17	14	15	11	
2	2	4	.	1	1	.	2	6	1	1	4	3	2	3	2	.	2	4	.	
7	3	2	4	1	4	3	.	4	2	1	1	5	5	6	6	9	6	5	7	8
1	2	.	2	1	.	1	1	2	1	1	1	1	1	1	.	
27	25	44	21	26	13	13	16	12	13	14	17	14	25	23	14	12	17	18	14	
1	3	2	9	6	5	1	3	3	3	5	5	4	5	1	7	4	6	5	4	
5	2	2	2	3	2	.	3	2	2	.	4	2	3	6	3	1	3	3	3	
1	2	2	3	2	.	2	4	1	1	1	1	3	.	1	2	2	1	4	8	
14	13	19	18	14	9	12	13	11	8	11	10	15	6	9	8	9	11	7	7	
.	1	3	2	2	2	2	3	4	2	3	4	3	4	.	2	2	3	5	3	
2	2	4	3	2	3	3	.	2	5	2	3	3	2	2	1	5	1	2	2	
.	.	2	.	.	.	1	.	1	2	1	1	2	.	1	.	1	.	.	.	
4	2	3	5	5	4	8	3	8	8	3	6	3	4	3	3	4	5	6	6	
2	.	1	1	3	1	3	1	3	.	3	1	.	2	1	2	1	.	1	2	
1	.	.	.	1	2	1	5	7	4	5	6	6	5	3	4	
.	1	.	.	.	1	.	.	.	1	.	.	3	.	1	.	.	1	.	5	
1	2	5	1	2	3	2	3	1	3	3	1	2	3	6	2	5	1	3	7	
.	.	.	.	1	1	1	.	.	.	1	.	1	.	.	3	
.	.	1	2	1	.	1	.	2	2	1	3	1	5	
.	1	.	.	.	1	
.	1	1	1	1	2	1	1	.	.	1	
.	.	.	1	
1	.	.	1	.	.	.	1	1	.	.	1	1	1	.	
.	1	1	1	
1	.	2	.	1	5	2	2	.	2	.	.	1	3	2	3	1	3	4	2	
.	.	.	2	1	.	.	.	1	1	1	.	.	1	1	5	

COUNTIES:—Deaths from

COUNTIES.		Total.	Causes of Death.	Total of each Cause.	DAY OF										
					1	2	3	4	5	6	7	8	9	10	
No.															
7. NORTH MIDLAND DIVISION—continued.															
30	Lincolnshire . . .	241	{ Chol. Diarrh.	206 35	. 1	2 .	1 .	3 .	2 .	8 .	3 .	2 1	2 1	6 1	
31	Nottinghamshire . .	71	{ Chol. Diarrh.	22 49	. 1	1 2	1 .	1 2	1 1	1 2 2	. .	
32	Derbyshire	21	{ Chol. Diarrh.	6 15 1	2	2 .	
8. NORTH WESTERN DIVISION.															
33	Cheshire	225	{ Chol. Diarrh.	142 83	5 .	3 3	3 3	4 1	3 1	3 4	4 2	4 1	2 2	3 2	
34	Lancashire	3414	{ Chol. Diarrh.	2544 870	78 19	77 20	54 28	57 28	56 22	55 27	46 29	72 25	78 22	105 21	
9. YORK DIVISION.															
35	West Riding . . .	939	{ Chol. Diarrh.	738 201	5 5	2 2	6 1	7 3	3 1	15 4	11 8	4 4	5 7	16 3	
36	East Riding (with York)	573	{ Chol. Diarrh.	514 59	5 .	4 1	4 2	2 1	10 .	4 .	6 .	5 2	4 .	4 1	
37	North Riding . . .	14	{ Chol. Diarrh.	11 3	. .	1 .	1 1	1 2	. .	
10. NORTHERN DIVISION.															
38	Durham	255	{ Chol. Diarrh.	189 66	3 2	5 1	1 .	2 1	2 .	3 1	5 3	1 .	2 2	7 2	
39	Northumberland . .	248	{ Chol. Diarrh.	207 41	1 1	1 1	2 .	1 .	1 1	2 .	1 .	1 .	1 2	3 1	
40	Cumberland . . .	122	{ Chol. Diarrh.	97 25	. .	1 1	. 1	3 2	1 .	. 1	2 .	. .	
41	Westmorland . . .	1	{ Chol. Diarrh.	. 1	
11. WELSH DIVISION.															
42	Monmouthshire . .	403	{ Chol. Diarrh.	392 11	9 .	23 .	11 .	7 .	9 .	11 1	10 .	12 .	9 1	21 .	
43	South Wales . . .	1294	{ Chol. Diarrh.	1241 53	47 1	53 2	34 1	64 1	49 1	54 .	27 4	48 1	32 2	65 1	
44	North Wales . . .	48	{ Chol. Diarrh.	39 9	1 .	1 .	1 .	1 .	2 .	. .	2	2 .	

Cholera and Diarrhoea—*continued.*

AUGUST.

THE MONTH.

11	12	13	14	15	16	17	18	19	20	21	22	23	24	25	26	27	28	29	30	31
10 .	5 1	6 3	17 1	19 1	11 1	6 2	11 1	6 3	6 2	5 1	9 1	3 2	4 .	12 1	6 .	13 1	8 8	7 1	5 .	8 1
.	.	1 .	.	1 2	.	4 .	2 .	1 .	.	3 2	1 3	1 1	1 2	.	.
.	.	4 .	3 .	1 2	2 .	4 .	.	2 .	5 .	1 .	2 .	1 .	2 .	1 .	1 .	3 .	1 .	2 .	4 .	.
.	1	1
.	.	1 .	1 .	2 .	2 .	1 .	.	1 .	.	2	1 .	.	1 .	.	2 .	.	.
14 5	8 2	6 4	5 3	5 6	7 5	3 1	8 3	7 3	6 4	4 1	5 2	5 6	3 3	4 3	5 3	3 4	1 1	4 2	3 2	2 1
104 32	93 28	129 21	113 31	124 22	91 35	97 34	95 43	88 47	74 35	60 30	82 26	80 29	78 26	94 24	82 24	63 20	82 29	71 34	74 27	92 32
26 1	17 6	31 7	27 11	24 4	29 14	26 10	31 4	24 8	36 10	29 10	30 10	34 6	39 6	41 5	37 4	24 6	40 7	36 10	46 13	37 11
8 3	7 1	14 1	18 .	11 4	12 2	23 1	14 1	24 3	20 2	28 4	15 1	18 3	21 2	33 3	28 2	31 4	36 4	37 3	36 2	32 6
.	1 .	2 .	1 .	.	.	1	1	2 .
.
6 1	8 4	6 4	14 .	8 4	6 3	3 4	8 1	2 2	8 .	8 4	5 3	6 4	8 3	8 4	6 .	9 1	11 1	11 6	4 3	13 2
5 .	6 1	6 1	6 2	5 2	3 .	9 5	7 3	1 1	5 3	11 1	12 1	17 1	16 1	13 3	7 2	9 1	23 1	11 2	10 2	11 2
1 .	.	.	1 1	.	4 .	.	.	1 1	.	1 .	3 .	.	3 1	9 4	8 1	9 1	15 .	24 .	8 1	3 2
.
.
27 .	13 1	20 1	14 1	19 .	26 .	17 .	17 .	9 .	17 1	11 1	8 .	7 .	9 1	13 .	15 1	4 .	5 1	7 .	2 .	10 1
65 1	52 1	33 1	55 1	60 3	51 3	34 .	45 1	40 5	44 3	42 3	28 .	33 3	33 3	32 3	18 .	25 2	25 2	21 .	14 1	18 3
.	1 2	1 .	.	1 .	1 2	.	2 .	.	3 .	.	2 .	2 .	5 .	2 .	1 .	2 2	3 1	2 .	.	1 .

COUNTIES:—Deaths from

COUNTIES.		Total.	Causes of Death.	Total of each Cause.	DAY OF									
					1	2	3	4	5	6	7	8	9	10
1. LONDON.														
	Middlesex (<i>part of</i>) . .	3157 {	<i>Chol.</i> Diarrh.	2519 638	124 30	124 21	143 23	135 26	150 24	132 29	147 18	146 26	139 23	133 31
	Surrey (<i>part of</i>) . . .	2513 {	<i>Chol.</i> Diarrh.	2215 298	112 7	144 15	156 11	181 13	139 14	147 13	127 15	149 12	140 9	117 15
	Kent (Greenwich and Lewisham) . . . }	373 {	<i>Chol.</i> Diarrh.	297 76	14 5	14 2	17 3	20 3	25 3	18 2	10 1	16 3	20 2	14 1
—														
2. SOUTH EASTERN DIVISION.														
No.														
1	Surrey (<i>part of</i>) . . .	134 {	<i>Chol.</i> Diarrh.	91 43	4 1	12 .	4 1	7 1	6 2	5 3	6 1	3 3	6 3	5 .
2	Kent (<i>part of</i>). . . .	621 {	<i>Chol.</i> Diarrh.	440 181	13 3	22 3	21 5	26 10	24 2	29 8	22 7	17 5	17 9	19 7
3	Sussex	271 {	<i>Chol.</i> Diarrh.	194 77	11 3	4 1	9 2	12 3	8 2	7 4	14 3	19 4	14 3	6 2
4	Hampshire	259 {	<i>Chol.</i> Diarrh.	170 89	7 3	10 3	8 2	11 4	11 3	6 6	8 4	9 1	11 6	8 5
5	Berkshire	56 {	<i>Chol.</i> Diarrh.	32 24	2 .	3 3	3 2	2 .	1 1	1 1	1 .	2 2	2 .	2 4
—														
3. SOUTH MIDLAND DIVISION.														
6	Middlesex (<i>part of</i>) . .	202 {	<i>Chol.</i> Diarrh.	135 67	6 2	6 2	5 2	8 .	10 4	8 1	10 5	10 2	9 4	6 3
7	Hertfordshire	153 {	<i>Chol.</i> Diarrh.	123 30	3 .	6 2	4 4	5 1	4 1	7 .	8 .	3 1	7 .	2 1
8	Buckinghamshire . . .	73 {	<i>Chol.</i> Diarrh.	51 22	4 .	2 .	3 .	3 1	5 2	1 .	3 .	2 .	1 .	1 1
9	Oxfordshire.	91 {	<i>Chol.</i> Diarrh.	63 28	1 1	1 .	3 1	4 2	1 1	4 .	2 1	1 5	3 .	6 .
10	Northamptonshire . .	56 {	<i>Chol.</i> Diarrh.	36 20	1 .	1 .	1 .	2 .	1 1	1 .	1 .	2 1	2 .	3 3
11	Huntingdonshire . . .	10 {	<i>Chol.</i> Diarrh.	2 8	1 .	1 .	1 .	1 .	1 .	1 .	1 .	1 .	1 .	1 1
12	Bedfordshire	52 {	<i>Chol.</i> Diarrh.	28 24	1 1	1 1	1 .	1 .	1 1	1 .	1 1	1 1	1 .	1 1
13	Cambridgeshire . . .	189 {	<i>Chol.</i> Diarrh.	146 43	6 2	10 3	7 2	4 .	4 3	6 .	11 1	9 2	8 2	3 2

Cholera and Diarrhœa—*continued.*

SEPTEMBER.

THE MONTH.

11	12	13	14	15	16	17	18	19	20	21	22	23	24	25	26	27	28	29	30
113 28	105 27	114 23	75 27	81 28	57 23	72 26	61 16	63 19	50 15	43 17	48 17	43 18	33 18	41 20	32 11	40 13	24 15	24 13	27 13
106 8	78 15	89 14	63 11	65 16	57 11	52 4	41 11	48 9	31 5	20 6	17 9	28 8	22 9	19 3	12 7	15 5	10 4	15 6	15 13
7 3	9 4	14 1	18 5	7 2	6 7	7 3	7 3	8 2	8 5	6 3	10 4	.	7 2	3 1	2 .	2 .	4 1	2 1	2 1
6 1	6 2	4 3	4 1	2 2	2 3	.	1 .	.	5 1	2	1 1
9 7	13 4	13 5	17 4	16 13	24 11	12 6	15 6	16 3	12 9	13 9	8 6	13 4	4 4	8 6	4 8	10 4	12 1	5 7	6 5
11 1	10 4	8 4	4 5	12 3	5 2	7 1	10 1	2 4	2 1	5 3	.	2 1	3 4	3 5	2 4	1 2	1 2	.	2 1
13 4	10 6	8 1	4 1	2 5	2 2	7 1	3 4	4 6	8 2	5 2	2 3	.	.	3 2	.	3 3	.	2 1	5 .
1 .	.	.	1 1	1 .	2 .	.	1 .	4 .	.	1 1	1 2	.	1 .	.
3 4	2 3	9 .	5 4	2 2	7 1	5 2	2 2	2 2	4 2	1 5	2 1	1 4	3 4	1 .	1 2	2 2	1 1	3 .	1 1
5 .	1 2	.	4 .	5 2	3 1	6 1	6 .	5 3	5 .	3 2	4 2	6 2	1 .	1 1	.	4 1	5 1	4 .	6 1
2 1	1 .	2 2	.	2 1	3 1	.	1 1	1 1	3 .	1 1	2 1	.	.	2 3	1 .	2 .	2 2	2 1	.
.	5 .	1 1	.	.	3 1	4 1	4 2	1 1	2 1	1 .	3 1	1 .	.	1 .	3 .	4 2	1 .	1 1	2 4
1 .	3 2	1 1	2 1	.	1 1	.	3 1	5 .	2 1	.	1 2	2 .	.	3 .	1 .	.	.	1 1	1 .
1	1 1
.	.	.	1 .	3 2	1 1	1 2	1 1	.	2 .	4 2	.	1 .	2 .	1 .	2 1	.	3 .	3 .	1 1
6 2	5 2	3 2	4 .	6 2	3 1	3 1	4 2	2 2	1 .	4 2	6 1	3 1	5 1	2 1	8 1	4 1	2 1	3 3	4 .

COUNTIES.		Total.	Causes of Death.	Total of each Cause.	DAY OF										
					1	2	3	4	5	6	7	8	9	10	
No.															
7. NORTH MIDLAND DIVISION—continued.															
30	Lincolnshire . . .	189	{ Chol. Diarrh.	135 54	7 1	7 .	6 3	5 2	17 1	8 5	6 2	7 3	5 3	4 1	
31	Nottinghamshire . .	108	{ Chol. Diarrh.	39 69	1 2	1 2	. 2	3 2	1 5	4 1	1 2	. 1	4 2	1 3	
32	Derbyshire	54	{ Chol. Diarrh.	17 37	. 1	1 2	1 .	. 2	1 1	. .	1 .	. 3	. 1	. 2	
—															
8. NORTH WESTERN DIVISION.															
33	Cheshire	347	{ Chol. Diarrh.	225 122	7 6	4 3	12 3	6 2	11 5	13 2	7 3	3 3	5 3	8 6	
34	Lancashire	3569	{ Chol. Diarrh.	2745 824	91 34	106 30	107 22	102 29	157 27	151 31	114 20	128 30	120 31	104 40	
—															
9. YORK DIVISION.															
35	West Riding	2702	{ Chol. Diarrh.	2281 421	47 9	65 14	58 7	84 13	116 11	116 13	123 11	107 18	131 18	96 22	
36	East Riding (with York)	1626	{ Chol. Diarrh.	1405 221	54 4	43 9	47 5	64 7	96 6	102 7	72 8	70 9	84 9	63 13	
37	North Riding . . .	39	{ Chol. Diarrh.	20 19	2 .	1 .	3 .	1 1	2 3	. 1	. .	3 1	
—															
10. NORTHERN DIVISION.															
38	Durham	777	{ Chol. Diarrh.	666 111	12 3	20 6	18 5	11 1	17 5	21 1	23 1	10 10	22 2	22 3	
39	Northumberland . .	752	{ Chol. Diarrh.	672 80	24 1	23 3	23 3	23 3	32 3	21 1	13 1	15 4	21 4	28 2	
40	Cumberland	171	{ Chol. Diarrh.	148 23	10 .	9 .	6 1	3 2	6 1	12 .	4 1	5 .	5 4	4 .	
41	Westmorland	3	{ Chol. Diarrh.	. 3	. .	. 1	
—															
11. WELSH DIVISION.															
42	Monmouthshire . .	197	{ Chol. Diarrh.	172 25	4 .	7 4	4 2	11 2	7 .	14 2	21 .	8 .	12 1	10 1	
43	South Wales	639	{ Chol. Diarrh.	575 64	34 2	26 1	27 3	28 4	32 .	34 1	33 .	28 3	34 2	29 2	
44	North Wales	136	{ Chol. Diarrh.	113 23	4 .	4 1	9 1	6 .	4 .	2 1	4 .	1 2	8 1	2 .	

Cholera and Diarrhœa—*continued.*

SEPTEMBER.

THE MONTH.

11	12	13	14	15	16	17	18	19	20	21	22	23	24	25	26	27	28	29	30
2	4	10	4	1	2	4	5	4	8	5	3	.	1	3	2	1	1	3	.
4	2	1	.	2	2	3	1	1	3	1	1	1	3	.	.	3	1	4	.
1	2	.	.	1	1	1	3	.	1	1	1	.	3	2	.	1	3	1	1
5	1	5	.	2	5	2	8	2	2	2	1	.	4	2	.	3	3	.	.
.	1	.	.	1	.	.	.	2	2	.	1	2	4	.	.
1	1	3	2	2	2	.	1	2	1	1	.	1	2	.	1	3	.	.	1
4	9	15	11	9	11	9	6	10	1	5	4	8	5	14	6	7	3	7	5
4	5	4	2	7	8	6	10	2	4	6	2	3	7	3	3	3	4	1	2
106	100	124	114	84	78	74	91	84	58	62	66	55	66	63	61	71	77	66	65
36	38	36	30	32	32	26	31	25	18	21	32	25	23	32	21	21	12	21	18
66	88	111	72	77	76	58	78	67	66	44	67	63	58	53	57	61	65	50	61
13	15	14	17	16	13	10	16	19	15	16	9	14	14	18	13	13	12	9	19
65	54	75	41	45	35	44	42	39	29	23	19	28	25	30	27	28	30	14	17
12	11	5	16	8	13	8	12	5	3	4	6	2	6	6	6	4	3	8	6
1	.	1	.	.	1	.	1	1	1	.	1	1	.	.
2	1	.	.	2	.	2	1	.	1	.	.	2	1	1
30	24	32	43	39	32	25	31	18	23	21	19	18	14	33	18	21	13	18	18
4	3	6	5	3	7	5	4	1	2	3	4	3	7	2	3	4	4	1	3
33	30	24	29	30	18	32	21	12	13	10	19	34	18	20	21	22	17	17	29
1	4	4	4	3	4	6	.	3	5	3	2	.	2	2	2	2	5	.	3
3	4	.	2	7	3	4	3	5	4	6	1	4	7	4	4	4	6	4	9
1	2	1	2	1	.	.	1	1	2	.	.	1	1	1
.
2
4	4	9	11	3	5	6	4	1	2	.	3	5	.	3	1	2	4	3	4
.	.	1	1	.	.	2	1	.	.	.	2	.	1	1	.	.	4	.	.
17	23	31	26	30	17	17	9	20	13	8	9	6	5	5	10	7	5	7	5
4	6	2	3	1	2	1	2	2	3	1	2	3	4	1	4	1	.	3	1
4	2	7	7	6	4	2	3	5	2	3	1	.	5	3	6	3	2	2	2
1	1	2	.	2	.	2	.	3	.	1	1	.	.	2	2

COUNTIES:—Deaths from

COUNTIES.		Total.	Causes of Death.	Total of each Cause.	DAY OF									
					1	2	3	4	5	6	7	8	9	10
1. LONDON.														
	Middlesex (<i>part of</i>) .	424 {	<i>Chol.</i> <i>Diarrh.</i>	215 209	28 11	35 16	18 11	14 16	18 10	14 11	12 14	6 6	7 7	9 7
	Surrey (<i>part of</i>) . .	169 {	<i>Chol.</i> <i>Diarrh.</i>	101 68	11 4	17 3	7 2	7 3	10 4	4 3	8 4	7 4	4 3	4 3
	Kent (Greenwich and Lewisham) . . . }	39 {	<i>Chol.</i> <i>Diarrh.</i>	21 18	2 1	3 1	6 .	1 1	. 2	2 2	3 1	. 1	. 1	3 .
—														
2. SOUTH EASTERN DIVISION.														
No.														
1	Surrey (<i>part of</i>) . .	28 {	<i>Chol.</i> <i>Diarrh.</i>	12 16	. .	1 .	1 1	. .	. 1	. .	1 .	. 1	1 1	3 2
2	Kent (<i>part of</i>) . . .	115 {	<i>Chol.</i> <i>Diarrh.</i>	63 52	4 1	4 7	10 4	7 3	2 4	5 2	4 1	5 .	2 2	1 .
3	Sussex	60 {	<i>Chol.</i> <i>Diarrh.</i>	22 38	. 1	1 3	1 2	1 1	. 2	1 .	1 1	2 3	4 3	3 2
4	Hampshire	58 {	<i>Chol.</i> <i>Diarrh.</i>	20 38	3 1	. 1	4 3	. .	2 1	3 3	. 1	. 2	. 1	1 3
5	Berkshire	40 {	<i>Chol.</i> <i>Diarrh.</i>	25 15	1 .	5 1	. 1	. .	1 .	2 3	4 .	3 .	4 1	1 .
—														
3. SOUTH MIDLAND DIVISION.														
6	Middlesex (<i>part of</i>) .	37 {	<i>Chol.</i> <i>Diarrh.</i>	21 16	1 1	5 1	3 1	. 1	1 .	2 1	2 1	1 2	3 .	. 2
7	Hertfordshire . . .	84 {	<i>Chol.</i> <i>Diarrh.</i>	64 20	4 .	1 .	6 .	5 1	. 1	4 3	4 .	1 1	4 .	1 5
8	Buckinghamshire . .	46 {	<i>Chol.</i> <i>Diarrh.</i>	30 16	2 .	1 1	3 1	5 4	2 2	1 1	. .	2 .	1 .	. .
9	Oxfordshire.	38 {	<i>Chol.</i> <i>Diarrh.</i>	27 11	. .	1 1	2 .	4 .	2 1	. .	2 1	. 2	. .	1 1
10	Northamptonshire . .	99 {	<i>Chol.</i> <i>Diarrh.</i>	66 33	3 2	2 1	4 1	4 4	2 1	3 2	5 2	4 .	4 2	6 .
11	Huntingdonshire . .	6 {	<i>Chol.</i> <i>Diarrh.</i>	2 4 1
12	Bedfordshire	41 {	<i>Chol.</i> <i>Diarrh.</i>	24 17	5 .	3 .	2 .	1 3	2 .	2 1	. .	2 1
13	Cambridgeshire . . .	72 {	<i>Chol.</i> <i>Diarrh.</i>	51 21	1 2	3 1	4 1	2 .	2 2	3 .	3 3	. .	. 1	2 .

Cholera and Diarrhoea—continued.

OCTOBER.

THE MONTH.

11	12	13	14	15	16	17	18	19	20	21	22	23	24	25	26	27	28	29	30	31
7	4	7	3	6	1	2	2	2	1	2	1	2	2	.	3	2	4	2	1	.
5	9	4	4	6	8	7	4	4	5	3	5	6	2	5	6	4	6	2	2	3
7	3	1	2	1	2	1	.	.	.	2	.	.	1	.	1	.	1	.	.	.
4	3	2	4	2	2	3	.	1	2	1	2	2	1	1	4	1
.	.	1
.	.	.	.	1	2	.	1	1	1	.	.	.	1	.	1
.	.	1	1	.	.	.	1	1	1
1	.	1	1	.	.	.	1	2	1	.	.	.	1	2	.	.
3	1	1	2	.	.	2	.	.	.	1	1	.	.	.	1	1	1	1	1	3
3	1	2	3	.	.	3	3	.	3	1	1	2	1	1	.	3	1	.	.	.
.	3	1	.	.	1	1	.	1	1
2	.	2	1	1	1	.	2	.	1	.	.	.	2	1	1	2	1	1	1	1
.	.	1	1	1	.	.	.	1	2	.	.	.	1	.	.
.	3	.	2	2	2	.	.	1	1	1	1	1	1	1	1	2	1	.	1	1
.	.	.	1	1	1	1	.	.	.
1	.	.	1	1	1	.	1	1	2	1
.	.	.	.	1
.	1	.	1	1	.	.	.	1	.	1	.	1	.	.	.
2	3	3	5	2	2	.	.	.	1	.	.	5	.	1	.	3	4	1	1	1
2	3	1	1	1	1	.
1	1	1	.	1	1	2	1	1	.	3	.	.	1	.	.	.
1	.	1	1	.	1	1	.	1	1	.	.	.
.	1	1	1	.	2	2	.	1	1	1	.	1	2	1	1
.	1	.	.	1	1	1	.	1
3	3	5	1	2	1	1	1	.	2	1	.	2	.	1	1	1	2	.	2	.
1	2	.	.	3	1	2	1	.	.	2	.	.	2	3	1	.
.	.	.	1	1
.	.	1	.	.	1	1
1	1	1	.	1	.	.	1	.	.	2	.
3	.	1	.	1	.	.	1	.	2	1	.	.	.	2	.	.	1	.	.	.
2	.	1	1	2	3	.	2	1	1	2	.	1	1	1	5	1	2	1	2	2
.	.	.	1	2	1	1	.	.	.	2	.	.	.	2	1	.	1	.	.	.

OCTOBER.

THE MONTH.

[illegible]

COUNTIES :—Deaths from

COUNTIES.		Total.	Causes of Death.	Total of each Cause.	DAY OF									
					1	2	3	4	5	6	7	8	9	10
No.	7. NORTH MIDLAND DIVISION—continued.													
	30	Lincolnshire	38 {	<i>Chol.</i> <i>Diarrh.</i>	8 30	. 1	. 2	. 2	. .	3 .	2 1	. 1	. 1	. 1
	31	Nottinghamshire . . .	64 {	<i>Chol.</i> <i>Diarrh.</i>	32 32	1 .	. 3	3 1	1 1	. .	1 2	2 3	. 2	. .
32	Derbyshire	26 {	<i>Chol.</i> <i>Diarrh.</i>	14 12	. .	1 1	1 1	1 2	1 .	
—														
8. NORTH WESTERN DIVISION.														
33	Cheshire	101 {	<i>Chol.</i> <i>Diarrh.</i>	57 44	2 4	6 3	7 1	2 1	4 1	7 4	6 2	5 4	2 1	
34	Lancashire	986 {	<i>Chol.</i> <i>Diarrh.</i>	589 397	48 22	69 10	53 16	44 27	39 23	19 23	23 14	22 18	19 14	
—														
9. YORK DIVISION.														
35	West Riding	1033 {	<i>Chol.</i> <i>Diarrh.</i>	776 257	62 12	65 15	45 3	43 16	44 14	40 14	41 16	29 8	35 16	
36	East Riding (with York)	138 {	<i>Chol.</i> <i>Diarrh.</i>	82 56	13 2	9 3	13 5	9 2	8 2	7 2	5 7	. 3	1 1	
37	North Riding	10 {	<i>Chol.</i> <i>Diarrh.</i>	5 5	1 1	. .	. 1	. .	2 1	. .	
—														
10. NORTHERN DIVISION.														
38	Durham. . . .	355 {	<i>Chol.</i> <i>Diarrh.</i>	288 67	28 1	21 4	16 4	20 5	15 8	19 6	16 4	13 4	18 3	
39	Northumberland . . .	349 {	<i>Chol.</i> <i>Diarrh.</i>	303 46	27 4	33 .	16 1	21 6	24 3	22 3	12 4	11 1	9 2	
40	Cumberland	119 {	<i>Chol.</i> <i>Diarrh.</i>	104 15	4 .	7 2	6 3	1 .	3 1	7 1	1 .	6 .	1 .	
41	Westmorland	2 {	<i>Chol.</i> <i>Diarrh.</i>	.. 2	1 .	
—														
11. WELSH DIVISION.														
42	Monmouthshire . . .	31 {	<i>Chol.</i> <i>Diarrh.</i>	22 9	. 1	1 .	2 3	2 .	1 .	3 .	
43	South Wales	146 {	<i>Chol.</i> <i>Diarrh.</i>	102 44	11 .	9 3	6 2	6 1	3 2	5 2	8 1	8 2	4 1	
44	North Wales	56 {	<i>Chol.</i> <i>Diarrh.</i>	43 13	6 3	6 1	7 1	4 .	1 .	7 .	2 2	1 1	2 .	

Cholera and Diarrhoea—continued.

OCTOBER.

18 MONTH.

12	13	14	15	16	17	18	19	20	21	22	23	24	25	26	27	28	29	30	31
.	1
.	1	1	.	.	.	1	1	.	1	1	2	1	1	.	.	.	2	1	.
.	2	1	.	1	1	1	.	1	2	4	.	1	3	2	.	1	2	1	1
1	3	.	1	2	.	1	1	.	1	.	1	1
.	1	.	2	.	.	.	2	1	1
.	1	.	.	.	1	.	.	1	2	.	1	1	.	.	.
.	2	.	.	.	1	3	.	.	.	2	1	.	2	.	1
.	.	3	2	.	2	.	1	2	1	.	2	1	.	.	2	.	.	2	1
11	14	9	7	10	23	21	10	7	10	6	17	4	10	7	11	6	8	14	8
17	17	13	9	12	10	14	18	7	6	13	5	8	10	11	8	5	5	2	8
24	27	18	12	12	12	13	11	19	14	14	21	12	16	11	34	14	16	16	10
7	10	9	8	4	9	11	8	1	5	8	4	6	8	5	.	5	5	4	4
2	.	3	.	.	1	.	3	2	.
4	2	4	2	3	1	.	2	.	2	.	1	1	1	.	2
.	.	.	.	1	1
.	1	.	.	1
10	2	7	7	4	6	11	4	6	2	2	4	4	3	1	6	7	6	4	3
4	1	2	3	.	.	.	2	.	2	2	.	1	1	.	1	.	3	3	.
7	9	12	5	6	3	8	4	3	4	2	4	4	6	6	5	3	6	6	3
1	1	1	1	2	.	.	1	1	.	3	.	.	.	3	1	.	1	1	1
3	3	5	2	2	2	1	1	1	1	2	7	9	7	.	1	2	2	3	3
.	1	.	1	1	.	.	1	1	1	1
.	1
3	.	2	1	1	.	.	1	1	.	.	.	1	.	1
.	1	.	.	.	1	.	.	.	1	1	1
3	4	2	3	4	.	.	1	1	3	.	.	1	.	.	2	1	3	2	2
3	1	.	1	1	2	1	3	1	1	3	2	2	1	.	4	1	.	1	.
1	1	2
.	1	1	1	1

COUNTIES.		Total.	Causes of Death.	Total of each Cause.	DAY OF										
					1	2	3	4	5	6	7	8	9	10	
No.	I. LONDON.														
	Middlesex (<i>part of</i>) .	84 {	<i>Chol.</i> <i>Diarrh.</i>	12 72	• 2	3 2	• 3	• 4	1 4	• •	• 1	• 4	2 1	1 7	
	Surrey (<i>part of</i>) . .	38 {	<i>Chol.</i> <i>Diarrh.</i>	7 31	• 2	• 1	1 1	1 2	• 2	• •	2 4	• 1	• •	1 1	
	Kent (Greenwich and Lewisham) . . . }	5 {	<i>Chol.</i> <i>Diarrh.</i>	1 4	• •	• •	• •	• •	• 1	• •	• •	• •	1 •	• •	
	—														
	2. SOUTH EASTERN DIVISION,														
	1	Surrey (<i>part of</i>) . .	8 {	<i>Chol.</i> <i>Diarrh.</i>	1 7	• •	1 1	• •	• •	• •	• •	• •	• •	• •	• •
	2	Kent (<i>part of</i>) . . .	14 {	<i>Chol.</i> <i>Diarrh.</i>	• 14	• •	• 1	• •	• 5	• •	• •	• 1	• •	• •	• 1
	3	Sussex	10 {	<i>Chol.</i> <i>Diarrh.</i>	1 9	• 1	• •	• •	• •	• •	• •	• 1	• •	• •	• •
	4	Hampshire	15 {	<i>Chol.</i> <i>Diarrh.</i>	3 12	• •	1 1	• •	• •	• •	• •	• 2	• 1	• 1	• •
	5	Berkshire	13 {	<i>Chol.</i> <i>Diarrh.</i>	1 12	• •	• 1	• 1	• •	• 1	• •	• 1	• •	• •	• •
	—														
	3. SOUTH MIDLAND DIVISION.														
6	Middlesex (<i>part of</i>) .	9 {	<i>Chol.</i> <i>Diarrh.</i>	3 6	• •	• •	• 1	• •	• •	• •	• •	• •	2 •	1 •	
7	Hertfordshire . . .	36 {	<i>Chol.</i> <i>Diarrh.</i>	23 13	1 •	2 1	2 1	1 •	2 •	1 1	2 1	1 •	1 •	3 •	
8	Buckinghamshire . .	6 {	<i>Chol.</i> <i>Diarrh.</i>	• 6	• 1	• •	• •	• 1	• •	• •	• •	• •	• •	• 1	
9	Oxfordshire. . . .	7 {	<i>Chol.</i> <i>Diarrh.</i>	1 6	• •	• •	• •	• •	• •	• 1	• 1	1 •	• •	• 1	
10	Northamptonshire . .	37 {	<i>Chol.</i> <i>Diarrh.</i>	24 13	1 •	2 1	1 •	3 2	1 1	• •	1 •	• 3	1 •	• •	
11	Huntingdonshire . .	7 {	<i>Chol.</i> <i>Diarrh.</i>	2 5	• •	• •	• •	• •	• •	• •	• •	• •	• 2	• •	
12	Bedfordshire	16 {	<i>Chol.</i> <i>Diarrh.</i>	11 5	• •	2 •	• •	• •	1 1	• •	1 •	1 •	1 •	• •	
13	Cambridgeshire . .	23 {	<i>Chol.</i> <i>Diarrh.</i>	17 6	• •	• 1	4 •	1 •	• •	1 •	1 •	1 1	• •	1 •	

Colera and Diarrhœa—*continued.*

NOVEMBER.

11 MONTH.

	12	13	14	15	16	17	18	19	20	21	22	23	24	25	26	27	28	29	30
.
.	I	I	I	.	.	.	2	.
.	.	I	2	.	.	I	I
.	I
.	.	I	.	.	I	I	.	I	.	.	I	I
.	I
.	I	I	.	.	.
I	I
.
I	.	2	.	I	.	I	I
.	I	I	I	I	I	.
3	.	.	2	.	.	I	I	.	.	I	I	.	.	I
.	I	.	I	.	I	I	I
3	2	5	5	5	3	7	10	3	5	2	3	4	3	4	3	3	4	3	5
I	.	I	I	.	.	I	.	3	.	I	3	.	.	I	.	.	I	.	.
.
.	I	I	I	I	.	.	2	.	.	.	I	I	2	.
.
.	I	I	.	.
I	.	.	.	I	.	.	I	.	.	I
5	2	4	.	3	5	4	I	.	2	I	3	I	2	2
.	3	3	I	3	.	4	I	3	I	I	.	2	I	.	4	I	2	I	.
I	2	I	2	I	2	I	.	2	I	I	.	I	2	I	.	I	I	I	.
I	.	I	.	.	I	I	.	.	I	I	I	2	.
.	.	.	I
.	.	2	.	I	I	4	3	.	I	2	I	I	.	2	I	I	I	2	4
.
I	I	.	I	I	I	I
.
.

DECEMBER.

THE MONTH.

1	12	13	14	15	16	17	18	19	20	21	22	23	24	25	26	27	28	29	30	31
.	.	I
4	2	I	I	2	.	I	2	I	I	.	2	2	I	I	.	.	2	.	.	.
.
.	2	.	2	I	4	2	2	2	I	.	I	.	.	2	I	.	I	.	.	.
.	I
.	.	I
.
.	.	I	.	.	.	I	.	.	I	.	I
.	2	.	.	I	I	.	.	.	I
.	I	I	.	I
I	.	.	.	2	I	I
I	I	I
.	I
.	I	I
.	I	.	.	I	.	I	I	.	.
.	I	.	.	I	.	.	I
.	2	I	.	2	.	.	I	.	I
.
.	.	I	I	.	I	I	I	.	.	I	.	.	I	.	.
.	I	I	I	I
.	.	2	I	I	I	.	.	I	I	.	I

COUNTIES :—Deaths from

COUNTIES.		Total.	Causes of Death.	Total of each Cause.	DAY OF										
					1	2	3	4	5	6	7	8	9	10	
No.	4. EASTERN DIVISION.														
14	Essex	8 {	<i>Chol.</i> <i>Diarrh.</i>	1 7	1 2	.	.	.
15	Suffolk	10 {	<i>Chol.</i> <i>Diarrh.</i>	.. 10
16	Norfolk	12 {	<i>Chol.</i> <i>Diarrh.</i>	.. 12
—															
5. SOUTH WESTERN DIVISION.															
17	Wiltshire	16 {	<i>Chol.</i> <i>Diarrh.</i>	4 12	1 3	1 1	1 1
18	Dorsetshire	4 {	<i>Chol.</i> <i>Diarrh.</i>	.. 4
19	Devonshire	18 {	<i>Chol.</i> <i>Diarrh.</i>	2 16
20	Cornwall	11 {	<i>Chol.</i> <i>Diarrh.</i>	1 10
21	Somersetshire	38 {	<i>Chol.</i> <i>Diarrh.</i>	21 17	3 .	.	2 1	.	4 1	.	.	2 .	1 1	1 1	1 1
—															
6. WEST MIDLAND DIVISION.															
22	Gloucestershire . . .	21 {	<i>Chol.</i> <i>Diarrh.</i>	2 19
23	Herefordshire	1 {	<i>Chol.</i> <i>Diarrh.</i>	.. 1
24	Shropshire	9 {	<i>Chol.</i> <i>Diarrh.</i>	2 7
25	Staffordshire	48 {	<i>Chol.</i> <i>Diarrh.</i>	9 39	.	1 4	.	1 2	1 1	1 .	1 1	.	.	2 2	2 2
26	Worcestershire	30 {	<i>Chol.</i> <i>Diarrh.</i>	17 13	1 .	1 .	1 .	2 .	.	1 .	.	1 .	1 1	.	1 1
27	Warwickshire	30 {	<i>Chol.</i> <i>Diarrh.</i>	1 29
—															
7. NORTH MIDLAND DIVISION.															
28	Leicestershire	4 {	<i>Chol.</i> <i>Diarrh.</i>	.. 4
29	Rutlandshire	3 {	<i>Chol.</i> <i>Diarrh.</i>	2 1	1

COUNTIES :—Deaths from

[illegible]

LONDON:—DEATHS from CHOLERA and DIARRHŒA

LONDON.	Total.	Causes of Death.	Total of each Cause.	DAY OF									
				1	2	3	4	5	6	7	8	9	10
Year 1849	18036	<i>Chol.</i>	14137	466	515	496	545	522	482	492	528	502	508
		<i>Diarrh.</i>	3899	130	140	120	117	136	112	127	135	119	136
January	446	<i>Chol.</i>	292	2	8	8	16	20	24	13	25	17	14
		<i>Diarrh.</i>	154	4	2	3	4	7	6	6	7	10	3
February	316	<i>Chol.</i>	180	5	3	7	8	6	9	11	8	12	14
		<i>Diarrh.</i>	136	8	8	7	3	11	5	3	3	6	5
March	146	<i>Chol.</i>	40	5	1	3	2	.	2	3	2	2	1
		<i>Diarrh.</i>	106	4	6	4	2	4	2	4	3	3	1
April	99	<i>Chol.</i>	9	1	1	.	1	.
		<i>Diarrh.</i>	90	.	2	.	4	4	.	5	2	4	4
May	127	<i>Chol.</i>	24	1	1	.	2	2	1
		<i>Diarrh.</i>	103	5	2	3	3	2	2	3	1	3	3
June	429	<i>Chol.</i>	279	1	2	2	.	3	4	10	7	7	5
		<i>Diarrh.</i>	150	1	7	5	2	2	3	3	9	5	12
July	3239	<i>Chol.</i>	2555	19	37	30	20	21	29	35	34	45	67
		<i>Diarrh.</i>	684	12	14	10	3	10	8	14	12	19	11
August	6361	<i>Chol.</i>	5368	142	123	98	138	127	96	110	128	104	124
		<i>Diarrh.</i>	993	29	36	29	27	30	25	29	38	20	32
September	6043	<i>Chol.</i>	5031	250	282	316	336	314	297	284	311	299	264
		<i>Diarrh.</i>	1012	42	38	37	42	41	44	34	41	34	47
October	632	<i>Chol.</i>	337	41	55	31	22	28	20	23	13	11	16
		<i>Diarrh.</i>	295	16	20	13	20	16	16	19	11	11	10
November	127	<i>Chol.</i>	20	.	3	1	1	1	.	2	.	3	2
		<i>Diarrh.</i>	107	4	3	4	6	7	.	5	5	1	8
December	71	<i>Chol.</i>	2	1	.
		<i>Diarrh.</i>	69	5	2	5	1	2	1	2	3	3	.

n each Day of each of the 12 Months of 1849.

THE MONTH.																				
11	12	13	14	15	16	17	18	19	20	21	22	23	24	25	26	27	28	29	30	31
488	433	553	472	465	442	381	374	413	449	410	362	377	390	451	415	450	477	433	496	350
114	139	113	129	139	139	120	137	142	134	124	121	155	132	116	136	117	111	115	121	73
12	13	12	6	6	7	4	2	7	5	7	5	8	6	7	7	5	6	4	9	7
5	7	6	1	4	8	4	5	6	5	4	6	2	7	3	6	4	1	6	5	7
7	2	11	2	6	4	5	7	4	10	2	8	3	7	4	7	3	5	.	.	.
5	5	7	3	4	3	5	2	6	7	2	5	4	2	4	3	5	5	.	.	.
3	2	1	2	1	.	1	1	4	1	1	.	.	.	2
2	6	6	3	4	5	2	6	4	2	3	1	.	4	5	5	5	2	4	2	2
1	1	.	1	.	1	1	.	1	.
.	2	1	5	6	1	5	1	5	4	3	1	3	1	6	2	6	2	6	5	.
.	.	.	.	2	1	.	1	1	.	1	.	1	.	3	1	1	1	.	2	2
2	3	6	8	2	1	5	6	4	3	2	4	4	3	4	2	2	2	4	7	2
9	5	9	5	7	10	7	12	6	8	8	6	8	14	10	16	23	24	27	24	.
8	7	3	7	5	7	1	1	7	2	7	4	3	10	1	3	8	4	6	7	.
58	46	79	91	97	121	79	84	101	120	126	109	104	95	123	114	109	117	121	172	152
12	14	16	15	24	24	28	28	27	31	29	34	45	35	32	39	33	28	24	24	29
57	166	214	204	185	173	151	155	168	214	193	158	180	203	240	220	249	280	238	243	187
23	30	21	32	30	35	25	42	41	40	37	27	51	32	27	46	29	28	39	35	28
26	192	217	156	153	120	131	109	119	89	69	75	71	62	63	46	57	38	41	44	.
39	46	38	43	46	41	33	30	30	25	26	30	29	29	24	18	18	20	20	27	.
14	7	9	5	7	3	3	2	2	1	4	1	2	3	.	4	2	5	2	1	.
9	12	6	4	7	10	7	9	7	7	6	5	7	4	7	8	6	7	4	6	5
1	.	.	1	1	2	.	.	1	1
5	2	2	5	4	.	2	3	2	6	5	1	5	4	.	3	1	9	2	3	.
.	.	1
4	5	1	3	3	4	3	4	3	2	.	3	2	1	3	1	.	3	.	.	.

DIVISIONS:—DEATHS FROM CHOLERA

DIVISIONS.		Population 1841.	Deaths from Cholera and Diarrhoea	Total.	Sex.	Causes of Death.	Deaths.	Under 1 Year.	1	2	3	4
No. 1	ENGLAND	15914148	72180	{ 53293	{ Males Females	{ Chol. Chol.	{ 26108 27185	{ 625 511	{ 851 774	{ 879 777	{ 778 706	{ 733 702
				{ 18887	{ Males Females	{ Diarrh. Diarrh.	{ 9637 9250	{ 4113 3416	{ 1406 1348	{ 531 505	{ 197 254	{ 146 129
	London	1948369	18036	{ 14137	{ Males Females	{ Chol. Chol.	{ 6701 7436	{ 167 132	{ 266 220	{ 232 208	{ 203 175	{ 198 167
				{ 3899	{ Males Females	{ Diarrh. Diarrh.	{ 1970 1929	{ 867 734	{ 298 282	{ 104 87	{ 37 59	{ 25 22
	2 South Eastern	1479863	4678	{ 3209	{ Males Females	{ Chol. Chol.	{ 1679 1530	{ 29 21	{ 50 38	{ 46 42	{ 74 40	{ 41 37
				{ 1469	{ Males Females	{ Diarrh. Diarrh.	{ 749 720	{ 266 214	{ 92 80	{ 31 46	{ 21 18	{ 14 16
	3 South Midland	1141542	2430	{ 1517	{ Males Females	{ Chol. Chol.	{ 793 724	{ 19 12	{ 20 28	{ 25 25	{ 16 27	{ 22 26
				{ 913	{ Males Females	{ Diarrh. Diarrh.	{ 454 459	{ 167 153	{ 63 65	{ 26 23	{ 9 10	{ 4 4
	4 Eastern	1040616	1653	{ 879	{ Males Females	{ Chol. Chol.	{ 456 423	{ 11 12	{ 18 11	{ 23 13	{ 12 15	{ 15 13
				{ 774	{ Males Females	{ Diarrh. Diarrh.	{ 417 357	{ 189 123	{ 35 29	{ 17 17	{ 8 8	{ 6 3
	5 South Western	1740032	5650	{ 4564	{ Males Females	{ Chol. Chol.	{ 2248 2316	{ 60 51	{ 81 95	{ 86 74	{ 88 79	{ 92 75
				{ 1086	{ Males Females	{ Diarrh. Diarrh.	{ 572 514	{ 207 141	{ 47 46	{ 35 23	{ 7 18	{ 13 11
6	West Midland	1902125	7577	{ 5174	{ Males Females	{ Chol. Chol.	{ 2679 2495	{ 64 60	{ 115 89	{ 111 89	{ 64 76	{ 89 73
				{ 2403	{ Males Females	{ Diarrh. Diarrh.	{ 1253 1150	{ 580 467	{ 172 163	{ 74 77	{ 21 33	{ 12 22
7	North Midland	1110203	1348	{ 584	{ Males Females	{ Chol. Chol.	{ 317 267	{ 18 7	{ 10 5	{ 7 9	{ 5 6	{ 8 6
				{ 764	{ Males Females	{ Diarrh. Diarrh.	{ 397 367	{ 188 172	{ 40 38	{ 15 15	{ 2 7	{ 5 3
8	North Western	2067164	13042	{ 8836	{ Males Females	{ Chol. Chol.	{ 4122 4714	{ 121 97	{ 112 117	{ 133 121	{ 130 120	{ 100 130
				{ 4206	{ Males Females	{ Diarrh. Diarrh.	{ 2128 2078	{ 1059 916	{ 385 396	{ 121 129	{ 47 43	{ 34 25
9	Yorkshire	1584116	8301	{ 6346	{ Males Females	{ Chol. Chol.	{ 3126 3220	{ 69 58	{ 90 72	{ 94 75	{ 82 64	{ 61 64
				{ 1955	{ Males Females	{ Diarrh. Diarrh.	{ 970 985	{ 367 313	{ 170 159	{ 53 53	{ 24 23	{ 15 14
10	Northern	826555	4263	{ 3474	{ Males Females	{ Chol. Chol.	{ 1614 1860	{ 32 24	{ 48 54	{ 61 45	{ 47 52	{ 42 59
				{ 789	{ Males Females	{ Diarrh. Diarrh.	{ 379 410	{ 157 135	{ 57 57	{ 29 21	{ 4 19	{ 9 5
11	Welsh	1068547	5202	{ 4573	{ Males Females	{ Chol. Chol.	{ 2373 2200	{ 35 37	{ 41 45	{ 61 76	{ 57 52	{ 65 52
				{ 629	{ Males Females	{ Diarrh. Diarrh.	{ 348 281	{ 66 48	{ 47 33	{ 26 14	{ 17 16	{ 9 4
Persons travelling by Railways and Canals				5016								

and DIARRHŒA, at different Ages, in the Year 1849.

AGES.

Total Under 5 Years.	5	10	15	20	25	30	35	40	45	50	55	60	65	70	75	80	85	90	95	and up- wards, 100	?
3866	2458	1349	1027	1551	1869	1968	1903	1809	1785	1632	1317	1288	919	691	384	192	56	14	2	.	28
3470	2358	1217	979	1594	2112	2191	2095	1973	1749	1638	1436	1473	1131	823	554	273	81	16	4	.	18
6393	292	109	93	95	125	107	133	126	158	175	223	283	328	351	323	198	105	14	5	.	1
5652	296	110	94	128	152	142	174	151	151	180	226	284	358	415	363	238	104	20	9	.	3
1066	681	374	292	404	443	523	491	413	437	438	325	307	219	158	79	38	6	3	.	.	4
902	616	305	238	400	501	568	613	590	515	470	392	451	357	240	173	78	22	4	.	.	1
1331	64	23	19	15	17	17	33	31	36	29	48	59	84	64	47	33	17	3	.	.	.
1184	56	16	11	20	34	20	45	33	32	38	57	58	67	96	82	52	23	3	2	.	.
240	171	83	68	117	104	98	116	100	119	105	87	94	54	60	35	14	5	4	.	.	5
178	168	84	66	90	104	114	106	94	89	93	70	101	57	51	32	19	9	.	.	.	5
424	21	8	8	13	19	10	11	9	13	20	21	22	27	39	40	25	13	5	1	.	.
374	28	10	17	14	13	15	12	15	13	15	19	18	39	32	37	30	15	4	.	.	.
102	105	48	24	43	59	67	62	46	53	35	34	46	25	29	8	5	1	.	.	.	1
118	67	48	28	62	46	49	45	43	45	33	36	38	18	23	18	7
269	12	4	4	7	7	4	5	6	8	8	8	18	14	29	30	14	6	1	.	.	.
255	13	10	7	7	13	6	8	7	12	11	7	8	25	25	21	17	4	2	1	.	.
79	49	26	12	26	32	31	25	20	27	22	28	32	16	14	10	6	.	1	.	.	.
64	45	21	19	18	36	22	33	14	25	23	18	21	23	17	16	8
255	14	6	4	4	4	4	7	2	2	5	7	13	13	26	26	17	7	1	.	.	.
180	15	8	5	3	6	4	10	12	6	10	6	11	16	17	20	16	9	2	.	.	1
407	276	146	92	118	135	131	131	128	110	114	130	103	88	71	36	17	8	2	1	.	4
374	252	134	95	101	168	163	143	161	125	117	121	105	100	63	49	30	10	4	.	.	1
309	29	5	8	11	10	6	6	8	14	13	13	19	30	27	29	17	16	1	1	.	.
239	23	9	5	9	6	7	12	9	11	15	16	27	35	28	26	21	14	1	1	.	.
443	298	176	116	172	186	159	182	182	144	131	110	129	92	74	50	27	5	1	.	.	2
387	254	147	108	170	192	204	152	155	126	128	107	112	99	79	41	20	10	2	.	.	2
859	27	14	9	8	15	15	15	18	19	19	32	34	37	43	37	34	16	1	.	.	1
762	33	16	18	17	11	16	18	11	17	17	20	32	41	61	37	15	6	1	.	.	1
48	21	9	11	23	19	21	12	23	28	21	11	19	13	21	9	5	3
33	13	7	10	17	24	24	16	15	14	13	21	19	11	13	8	6	3
250	7	8	3	5	6	3	7	5	5	7	6	16	17	19	18	11	3	.	1	.	.
235	3	3	3	7	8	3	7	2	2	9	9	17	9	19	18	9	4
596	371	178	139	209	301	349	342	336	339	286	201	176	136	90	44	13	12	.	1	.	3
585	364	177	143	277	424	421	416	394	357	334	226	250	154	85	59	27	6	2	1	.	2
1646	44	19	7	12	19	27	26	21	36	31	46	45	50	43	32	17	5	1	1	.	.
1509	59	20	8	29	28	29	35	32	26	35	33	43	61	46	45	29	6	2	1	.	.
396	207	134	110	166	234	228	237	248	226	234	192	183	144	103	46	28	7	1	.	.	2
333	243	125	117	207	262	280	244	200	215	209	218	182	143	132	67	29	10	1	1	.	2
629	40	14	14	6	13	14	14	19	18	25	26	25	36	33	23	12	8	.	1	.	.
562	40	5	11	14	16	22	15	21	15	19	35	32	39	55	40	27	12	2	3	.	.
230	132	74	70	98	118	132	114	122	112	105	78	91	53	27	35	18	3	.	.	.	2
234	129	78	75	103	152	159	155	138	122	101	110	93	78	67	42	17	6	1	.	.	.
256	16	2	5	7	3	1	4	3	1	9	9	14	8	12	16	8	4	1	.	.	.
237	13	6	5	5	11	13	8	4	9	6	13	11	12	16	18	14	9
259	147	101	93	175	236	229	191	191	190	141	121	108	79	44	32	21	6	2	.	.	5
262	207	91	80	149	193	187	172	169	116	117	117	101	91	53	49	32	5	2	2	.	5
165	18	6	12	7	12	6	5	4	6	9	7	18	12	16	25	10	10
115	13	7	4	3	6	7	4	5	8	5	11	27	14	18	19	8	2	3	1	.	1

COUNTIES:—DEATHS FROM CHOLERA

COUNTIES.		Population, 1841.	Deaths from Cholera and Diarrhoea.	Total.	Sex.	Causes of Death.	Deaths.	Under 1 Year.	1	2	3	4
I. LONDON.												
	Middlesex (<i>part of</i>) . . .	1442731	9593	7000	{ Males	Chol.	3388	90	110	101	90	82
				2593	{ Females	Chol.	3612	57	90	90	75	72
	Surrey (<i>part of</i>) . . .	398537	7373	6323	{ Males	Diarrh.	1306	604	185	69	26	18
				1050	{ Females	Diarrh.	1287	510	185	61	40	16
	Kent (Greenwich and Lewisham) . . .	104011	1070	814	{ Males	Chol.	2814	68	151	122	98	105
					{ Females	Chol.	3509	70	119	111	93	90
	Police on Duty . . .	3090		256	{ Males	Diarrh.	518	208	94	28	9	6
					{ Females	Diarrh.	532	177	80	22	17	6
2. SOUTH EASTERN DIVISION.												
No. 1	Surrey (<i>part of</i>) . . .	187868	400	256	{ Males	Chol.	141	5	1	3	5	6
				144	{ Females	Chol.	115	.	3	4	1	3
2	Kent (<i>part of</i>) . . .	447115	15	1208	{ Males	Diarrh.	76	32	7	3	2	2
				507	{ Females	Diarrh.	68	18	8	5	.	.
3	Sussex	302460	634	355	{ Males	Chol.	650	8	16	14	28	14
				279	{ Females	Chol.	558	9	6	16	15	14
4	Hampshire	352048	1630	1240	{ Males	Diarrh.	274	105	42	17	9	7
				390	{ Females	Diarrh.	233	81	34	13	6	6
5	Berkshire.	190372	299	150	{ Males	Chol.	187	3	6	5	3	4
				149	{ Females	Chol.	168	1	1	4	1	2
6	Middlesex (<i>part of</i>) . .	140895	595	187	{ Males	Diarrh.	129	48	11	5	5	1
					{ Females	Diarrh.	150	41	13	9	3	2
7	Hertfordshire	162394	446	323	{ Males	Chol.	625	12	26	24	34	16
				123	{ Females	Chol.	615	11	25	13	20	15
8	Hertfordshire	162394	446	323	{ Males	Diarrh.	185	62	23	5	2	1
				123	{ Females	Diarrh.	205	56	20	14	6	5
9	Hertfordshire	162394	446	323	{ Males	Chol.	76	1	1	.	4	1
				123	{ Females	Chol.	74	.	3	5	3	3
10	Hertfordshire	162394	446	323	{ Males	Diarrh.	85	19	9	1	3	3
				123	{ Females	Diarrh.	64	18	5	5	3	3
3. SOUTH MIDLAND DIVISION.												
11	Middlesex (<i>part of</i>) . .	140895	595	187	{ Males	Chol.	216	7	8	10	5	1
					{ Females	Chol.	192	3	5	8	9	5
12	Hertfordshire	162394	446	323	{ Males	Diarrh.	96	42	14	5	1	.
				123	{ Females	Diarrh.	91	34	10	8	.	.
13	Hertfordshire	162394	446	323	{ Males	Chol.	177	2	2	3	6	6
				123	{ Females	Chol.	146	3	1	4	6	6
14	Hertfordshire	162394	446	323	{ Males	Diarrh.	55	13	8	3	2	1
				123	{ Females	Diarrh.	68	12	11	5	5	1

and DIARRHŒA, at different Ages, in the Year 1849.

AGES.																					
Under 5 Years.	5	10	15	20	25	30	35	40	45	50	55	60	65	70	75	80	85	90	95	and up- wards. 100	?
473	325	182	141	198	227	263	283	227	237	251	170	161	106	82	37	16	3	3	.	.	3
384	277	147	119	199	245	287	306	286	253	226	203	234	189	122	87	32	11	4	.	.	1
902	46	14	16	6	10	10	25	20	23	21	34	35	51	38	24	18	10	3	.	.	.
812	44	12	6	13	19	15	30	21	18	29	35	36	42	52	54	34	11	3	1	.	.
544	328	172	102	148	167	216	176	156	185	162	130	122	97	57	33	17	2
483	318	145	115	184	233	252	278	278	235	222	175	199	152	108	77	45	10
345	16	8	2	6	7	6	6	7	12	5	12	18	18	23	13	8	6
302	11	3	4	7	15	5	13	12	10	8	19	20	20	36	23	16	7	.	1	.	.
49	28	20	49	58	49	44	32	30	15	25	25	24	16	19	9	5	1	.	.	.	1
35	21	13	4	17	23	29	29	26	27	22	14	18	16	10	9	1	1
84	2	1	1	3	.	1	2	4	1	3	2	6	15	3	10	7	1
70	1	1	1	.	.	.	2	.	4	1	3	2	5	8	5	2	5
20	13	4	7	9	5	9	7	10	10	10	13	9	3	6	4	.	1	.	.	.	1
11	10	7	2	5	12	13	5	7	11	8	7	7	3	5	1	1
46	3	3	1	1	4	1	.	.	2	2	1	2	.	3	4	1	1	1	.	.	.
31	6	.	2	2	.	3	1	1	.	2	2	2	3	4	3	4	1	1	.	.	.
80	57	37	34	60	43	36	47	40	40	41	34	36	22	20	15	4	3	1	.	.	.
60	68	31	31	29	33	36	35	37	33	27	30	37	24	20	16	5	4	.	.	.	2
180	5	.	3	3	4	1	3	3	6	6	7	6	10	14	11	8	3	1	.	.	.
140	8	1	5	6	3	3	.	6	5	3	4	4	9	10	8	12	4	2	.	.	.
21	19	8	6	11	10	12	17	10	11	12	13	11	9	7	4	2	.	1	.	.	3
9	28	5	4	11	16	13	13	13	6	14	11	11	4	4	2	2	1	.	.	.	1
70	4	1	.	3	3	.	3	1	1	3	6	3	2	8	11	3	5	2	.	.	.
68	7	2	3	2	3	4	8	3	3	2	6	5	6	5	13	4	6
112	74	27	19	35	40	34	37	32	54	36	25	35	20	23	11	7	1	2	.	.	1
84	54	40	27	36	42	44	46	32	36	43	19	42	24	18	13	11	3	.	.	.	1
93	6	2	3	3	6	6	2	4	3	6	3	5	11	10	10	7	3	1	1	.	.
101	7	5	5	2	7	3	3	3	4	7	5	4	16	8	10	10	4	1	.	.	.
7	8	7	2	2	6	7	8	8	4	6	2	3	.	4	1	1
14	8	1	2	9	1	8	7	5	3	1	3	4	2	4	.	1	1
35	3	2	1	3	2	2	3	1	1	3	4	6	4	4	4	6	1
34	.	2	2	2	.	2	.	2	1	1	2	3	5	5	3
31	33	16	8	12	15	23	14	17	15	7	5	8	7	3	1	1
30	17	8	10	11	17	12	11	14	17	8	6	12	5	5	8	1
62	1	.	2	.	1	1	1	.	1	3	4	3	3	6	7	1
52	3	3	.	2	1	.	1	4	2	2	4	1	8	4	1	3
19	28	6	6	10	14	13	17	9	11	12	5	10	5	6	5	1
20	16	12	4	15	4	9	8	5	7	10	12	9	5	6	2	2
27	2	4	1	1	4	2	7	4	1	2
34	3	.	2	.	3	.	1	.	.	3	1	2	3	7	3	2	3	1	.	.	.

COUNTIES:—DEATHS FROM CHOLERA

COUNTIES.		Population 1841.	Deaths from Cholera and Diarrhœa.	Total.	Sex.	Causes of Death.	Deaths.	Under I Year.	I	2	3	4
3. SOUTH MIDLAND DIVISION—continued.												
No.												
8	Buckinghamshire . . .	138248	279	{ 176	{ Males Females	Chol. Chol.	90 86	3 1	2 7	4 2	2 5	5 5
				{ 103	{ Males Females	Diarrh. Diarrh.	51 52	21 17	6 9	3 3	. 2	. .
9	Oxfordshire	163216	221	{ 115	{ Males Females	Chol. Chol.	54 61	. .	1 5	1 1	1 1	1 2
				{ 106	{ Males Females	Diarrh. Diarrh.	50 56	17 14	9 9	. 4	. 2	2 .
10	Northamptonshire	199203	264	{ 141	{ Males Females	Chol. Chol.	73 68	. 1	1 3	5 3	. 2	4 1
				{ 123	{ Males Females	Diarrh. Diarrh.	64 59	19 25	4 4	4 .	3 1	. 1
11	Huntingdonshire . . .	55565	48	{ 14	{ Males Females	Chol. Chol.	9 5	1 .	. 1
				{ 34	{ Males Females	Diarrh. Diarrh.	19 15	4 2	3 3	1 .	2 .	. .
12	Bedfordshire	112378	159	{ 73	{ Males Females	Chol. Chol.	33 40	3 2	2 3	. 1	. .	1 1
				{ 86	{ Males Females	Diarrh. Diarrh.	38 48	16 19	8 4	4 3	. .	. 1
13	Cambridgeshire	169638	418	{ 267	{ Males Females	Chol. Chol.	141 126	3 2	4 3	2 6	2 4	4 6
	—			{ 151	{ Males Females	Diarrh. Diarrh.	81 70	35 30	11 15	6 .	1 .	1 1
4. EASTERN DIVISION.												
14	Essex	320811	876	{ 577	{ Males Females	Chol. Chol.	299 278	8 9	12 9	17 6	9 10	10 8
				{ 299	{ Males Females	Diarrh. Diarrh.	162 137	64 46	16 15	11 10	4 3	2 1
15	Suffolk	314681	296	{ 80	{ Males Females	Chol. Chol.	41 39	2 2	1 1	2 3	3 .	1 .
				{ 216	{ Males Females	Diarrh. Diarrh.	118 98	53 41	9 4	2 3	1 3	3 1
16	Norfolk	405124	481	{ 222	{ Males Females	Chol. Chol.	116 105	1 1	5 1	4 4	. 5	4 5
				{ 259	{ Males Females	Diarrh. Diarrh.	137 122	72 36	10 10	4 4	3 2	1 1
5. SOUTH WESTERN DIVISION.												
17	Wiltshire.	242772	488	{ 320	{ Males Females	Chol. Chol.	170 150	2 1	7 2	3 5	7 5	6 7
				{ 168	{ Males Females	Diarrh. Diarrh.	87 81	23 8	10 9	4 5	1 4	3 1

and DIARRHŒA—continued.

AGES.																						
Total under 5 Years.	5	10	15	20	25	30	35	40	45	50	55	60	65	70	75	80	85	90	95	and up- wards. 100	?	
16	10	3	1	4	6	4	8	6	2	3	8	3	7	6	.	3	
20	8	6	4	4	4	7	5	2	5	1	8	4	2	2	3	1	
30	.	.	1	1	2	1	1	2	2	4	5	1	1	
31	1	2	.	.	5	.	2	1	2	2	.	1	2	.	3	
4	13	3	4	1	2	.	7	3	6	1	2	3	1	4	
9	4	5	1	8	8	2	6	1	3	1	4	5	2	1	.	1	
28	4	1	.	.	.	1	2	1	1	.	1	1	2	2	3	3	
29	3	2	1	1	.	3	1	1	3	2	.	2	2	2	1	2	.	.	1	.	.	
10	9	8	2	5	3	9	2	2	4	3	2	8	3	2	.	.	1	
10	10	3	3	10	3	6	5	2	2	5	2	2	2	2	1	
30	5	.	.	3	4	.	.	1	.	2	1	4	.	5	3	4	1	1	.	.	.	
31	.	1	.	.	3	1	.	.	1	.	2	.	5	5	6	3	1	
1	.	.	1	.	2	.	.	1	1	.	.	3	
1	.	1	.	.	.	1	1	.	1	
10	.	.	.	3	.	.	1	1	3	.	1	
5	.	.	.	3	1	.	.	2	.	.	1	3	
6	4	4	.	1	3	3	1	.	2	3	2	1	.	3	
7	3	6	2	4	2	2	1	6	1	2	.	.	1	1	2	
28	1	.	.	.	1	1	1	2	2	2	
27	2	1	1	1	1	.	2	.	3	.	.	.	2	1	3	3	.	1	.	.	.	
15	8	8	2	10	14	15	13	8	12	6	10	10	2	5	2	1	
21	9	7	4	10	8	10	9	13	10	6	4	5	1	5	2	2	
54	2	3	1	.	2	2	1	1	.	1	.	3	3	1	6	1	
46	1	1	3	.	.	2	1	1	.	2	.	.	3	6	3	1	
56	33	15	11	15	20	17	19	14	19	13	16	20	11	6	9	4	.	1	.	.	.	
42	32	11	14	14	25	11	23	9	18	13	14	13	12	9	11	7	
97	7	2	2	1	.	2	6	1	2	2	2	6	5	10	7	7	2	1	.	.	.	
75	8	3	3	.	2	1	6	5	1	3	2	1	4	5	8	8	2	
9	2	1	.	2	3	2	1	2	1	3	1	6	2	5	.	1	
6	5	1	1	1	3	.	2	2	1	1	.	3	6	4	3	
68	4	3	2	1	3	1	.	1	.	1	.	4	2	8	10	7	3	
52	3	3	.	2	2	.	.	4	1	2	1	3	8	3	5	4	2	2	.	.	1	
14	14	10	1	9	9	12	5	4	7	6	11	6	3	3	1	1	
16	8	9	4	3	8	11	8	3	6	9	4	5	5	4	2	1	
90	3	1	.	2	1	1	1	.	.	2	5	3	6	8	9	3	2	
53	4	2	2	1	2	3	4	3	4	5	3	7	4	9	7	4	5	
25	20	13	5	9	11	11	11	12	13	7	8	10	4	4	5	1	.	.	1	.	.	
20	20	14	2	5	9	12	11	6	10	12	11	7	1	6	2	.	2	
41	4	2	.	1	.	1	.	.	1	3	2	3	6	8	7	3	5	
27	5	1	1	3	3	1	2	3	2	2	3	5	3	5	5	5	5	

COUNTIES :—Deaths from

COUNTIES.		Population 1841	Deaths from Cholera and Diarrhoea	Total.	Sex.	Causes of Death.	Deaths.	Under I Year.	I	2	3	4
5. SOUTH WESTERN DIVISION—continued.												
No. 18	Dorsetshire	167876	182	{ 119	{ Males. Females	{ Chol. Chol.	61 58	. .	3 .	3 1	. 2	1 5
				{ 63	{ Males. Females	{ Diarrh. Diarrh.	27 36	7 8	1 3	1 2
19	Devonshire	537270	2722	{ 2362	{ Males. Females	{ Chol. Chol.	1139 1223	38 32	45 66	49 43	41 37	38 34
				{ 360	{ Males. Females	{ Diarrh. Diarrh.	194 166	75 63	19 11	11 6	3 6	6 1
20	Cornwall	343321	974	{ 834	{ Males. Females	{ Chol. Chol.	399 435	7 5	13 13	13 13	17 15	22 11
				{ 140	{ Males. Females	{ Diarrh. Diarrh.	72 68	28 19	4 7	8 3	. 1	2 2
21	Somersetshire	448793	1284	{ 929	{ Males. Females	{ Chol. Chol.	479 450	13 13	13 14	18 12	23 20	25 18
				{ 355	{ Males. Females	{ Diarrh. Diarrh.	192 163	74 43	13 16	11 9	3 7	2 5
6. WEST MIDLAND DIVISION.												
22	Gloucestershire	395533	1878	{ 1467	{ Males. Females	{ Chol. Chol.	718 749	24 17	31 23	28 20	14 28	29 22
				{ 411	{ Males. Females	{ Diarrh. Diarrh.	226 185	90 75	35 22	9 4	5 5	1 2
23	Herefordshire	96515	29	{ 1	{ Males. Females	{ Chol. Chol.	1
				{ 28	{ Males. Females	{ Diarrh. Diarrh.	16 12	5 3	. 1	. .	. 1	. .
24	Shropshire	241685	426	{ 311	{ Males. Females	{ Chol. Chol.	169 142	. 3	1 3	4 3	4 2	2 5
				{ 115	{ Males. Females	{ Diarrh. Diarrh.	58 57	11 15	11 4	3 3	1 1	. 2
25	Staffordshire	528867	3575	{ 2673	{ Males. Females	{ Chol. Chol.	1396 1277	33 32	62 51	64 52	34 30	46 34
				{ 902	{ Males. Females	{ Diarrh. Diarrh.	472 430	223 152	74 75	36 37	8 17	7 12
26	Worcestershire	230387	639	{ 432	{ Males. Females	{ Chol. Chol.	227 205	3 5	14 10	10 11	7 13	8 8
				{ 207	{ Males. Females	{ Diarrh. Diarrh.	109 98	44 35	13 13	5 9	2 1	2 3
27	Warwickshire	409138	1030	{ 290	{ Males. Females	{ Chol. Chol.	168 122	4 3	7 2	5 3	5 3	4 4
				{ 740	{ Males. Females	{ Diarrh. Diarrh.	372 368	207 187	39 48	21 24	5 8	2 3

Cholera and Diarrhoea—continued.

AGES.																						
Total under 5 Years.	5	10	15	20	25	30	35	40	45	50	55	60	65	70	75	80	85	90	95	and up- 100 wards.	?	
7	13	10	1	5	2	5	4	2	1	1	2	3	2	3	
8	10	4	5	5	4	2	3	6	4	.	4	.	2	.	1	
9	5	1	1	1	.	.	.	2	4	3	.	.	1	
13	1	1	1	1	2	1	2	3	4	1	4	1	1	
211	129	59	43	61	74	73	66	64	54	61	73	55	47	35	18	9	6	1	.	.	.	
212	108	61	53	49	91	99	76	85	67	70	56	54	56	33	27	17	5	4	.	.	.	
114	9	1	3	2	2	2	2	2	6	6	6	7	13	4	4	6	5	
87	5	2	1	4	1	3	4	1	2	5	8	5	10	5	9	8	4	1	1	.	.	
72	47	28	16	16	19	23	18	23	25	23	22	22	17	16	5	3	1	1	.	.	2	
57	46	26	20	22	25	26	25	33	28	17	26	24	20	19	7	11	2	.	.	.	1	
42	4	.	2	1	2	.	1	.	2	1	1	1	2	5	3	3	1	1	.	.	.	
32	2	.	.	1	1	.	1	1	3	1	.	5	3	7	5	5	1	
92	67	36	27	27	29	19	32	27	17	22	25	13	18	13	8	4	1	.	.	.	2	
77	68	29	15	20	39	24	28	31	16	18	24	20	21	5	12	2	1	
103	7	1	2	6	6	3	3	4	5	3	4	8	5	7	15	5	4	.	1	.	.	
80	10	5	3	1	1	3	4	3	2	6	3	9	15	10	3	2	3	
126	97	48	35	44	50	34	36	44	33	23	32	41	30	25	16	3	1	
110	89	53	28	45	45	45	49	48	36	50	35	31	29	29	13	8	5	1	.	.	.	
140	6	1	3	1	4	2	4	1	5	7	5	3	7	7	12	14	4	
108	2	2	3	3	1	2	4	2	9	3	3	8	11	13	5	2	4	
.	1	
.	
5	.	1	3	.	1	1	1	.	1	1	1	1	
5	1	.	1	.	.	1	1	1	.	2	
11	17	7	7	10	7	12	14	11	13	8	7	9	8	14	7	6	.	1	.	.	.	
16	12	2	6	11	13	6	7	7	7	7	4	11	12	8	9	2	.	1	.	.	1	
26	3	2	.	.	.	3	1	2	.	1	4	2	4	5	1	2	2	
25	2	4	1	3	.	4	1	1	3	1	1	2	1	7	1	
239	138	91	58	99	109	93	98	106	73	83	52	58	41	25	18	11	3	.	.	.	1	
199	112	75	59	92	111	127	79	87	59	59	55	58	46	32	16	7	3	.	.	.	1	
348	9	6	2	4	5	5	6	6	8	6	5	16	18	14	6	4	4	
293	21	6	6	4	6	7	8	5	2	6	9	10	12	14	13	5	1	1	.	.	1	
42	25	22	11	13	13	10	18	9	11	12	7	9	5	9	6	3	1	
47	30	12	11	12	14	13	12	7	15	5	7	6	5	6	2	1	1	
66	3	1	1	.	3	.	2	1	2	.	5	.	4	8	7	4	2	
61	2	1	5	1	3	.	1	1	1	.	1	5	5	5	4	2	
25	20	8	5	6	7	10	16	12	14	5	12	12	8	1	3	4	
15	11	5	4	10	9	13	5	6	9	7	6	6	7	4	1	2	2	
274	6	3	3	3	3	5	2	5	4	4	12	12	4	8	10	9	4	1	.	.	.	
270	6	3	3	6	1	2	4	1	2	7	5	6	11	22	12	6	1	

COUNTIES :—Deaths from

COUNTIES.		Population 1841.	Deaths from Cholera and Diarrhœa.	Total.	Sex.	Causes of Death.	Deaths.	Under 1 Year.	1	2	3	4
7. NORTH MIDLAND DIVISION.												
No 28	Leicestershire . . .	220304	171	18	{ Males. Females	{ Chol. Chol.	15 3	4 1	1
				153	{ Males. Females	{ Diarrh. Diarrh.	91 62	44 26	14 7	3 .	1 3	1 .
29	Rutlandshire . . .	23151	16	9	{ Males. Females	{ Chol. Chol.	7 2	. .	1	1 .
				7	{ Males. Females	{ Diarrh. Diarrh.	3 4	2 1
30	Lincolnshire . . .	356226	617	371	{ Males. Females	{ Chol. Chol.	199 172	10 4	5 3	6 6	3 4	5 4
				246	{ Males. Females	{ Diarrh. Diarrh.	119 127	53 48	5 12	5 7	1 2	2 3
31	Nottinghamshire . .	270731	375	137	{ Males. Females	{ Chol. Chol.	68 69	4 2	3 1	1 3	2 1	2 2
				238	{ Males. Females	{ Diarrh. Diarrh.	117 121	65 79	11 11	4 4	. 2	1 .
32	Derbyshire . . .	239791	169	49	{ Males. Females	{ Chol. Chol.	28 21	. .	. 1	. .	. 1	. .
				120	{ Males. Females	{ Diarrh. Diarrh.	67 53	24 18	10 8	3 4	. .	1 .
8. NORTH WESTERN DIVISION.												
33	Cheshire . . .	368400	1068	654	{ Males. Females	{ Chol. Chol.	352 302	10 5	5 7	10 6	7 5	6 9
				414	{ Males. Females	{ Diarrh. Diarrh.	200 214	108 82	27 34	8 12	5 3	2 2
34	Lancashire . . .	1698764	11974	8182	{ Males. Females	{ Chol. Chol.	3770 4412	111 92	107 110	123 115	123 115	94 121
				3792	{ Males. Females	{ Diarrh. Diarrh.	1928 1864	951 834	358 362	113 117	42 40	32 23
9. YORK DIVISION.												
35	West Riding. . .	1176514	5612	4158	{ Males. Females	{ Chol. Chol.	2057 2101	56 47	59 54	65 58	49 44	42 45
				1454	{ Males. Females	{ Diarrh. Diarrh.	717 737	261 232	136 125	43 39	19 17	10 14
36	East Riding (with York)	221376	2579	2141	{ Males. Females	{ Chol. Chol.	1039 1102	13 11	31 18	28 16	33 18	19 19
				438	{ Males. Females	{ Diarrh. Diarrh.	219 219	89 68	32 33	10 14	5 5	5 .
37	North Riding . . .	186226	110	47	{ Males. Females	{ Chol. Chol.	30 17	1 1	. 2	. .
				63	{ Males. Females	{ Diarrh. Diarrh.	34 29	17 13	2 1	. .	. 1	. .

Cholera and Diarrhoea—continued.

AGES.																						
Total under 5 Years.	5	10	15	20	25	30	35	40	45	50	55	60	65	70	75	80	85	90	95	and up- wards. 100	?	
5	1	1	.	.	.	1	.	.	2	5	
1	1	1	
63	.	2	2	.	2	.	1	1	.	2	1	2	4	2	2	4	2	.	1	.	.	
36	1	1	.	3	1	.	2	.	1	2	.	4	2	6	1	1	1	
2	1	1	.	.	2	1	
.	1	1	
2	1	
1	1	2	
29	15	4	8	15	12	14	6	15	16	10	8	15	5	14	6	4	3	
21	10	3	7	9	13	18	12	9	8	8	16	12	5	10	4	4	3	
66	4	1	1	2	1	3	4	2	1	3	3	4	6	4	9	4	1	
72	.	.	1	3	6	.	3	1	.	4	6	4	2	8	8	6	3	
12	4	3	3	2	4	1	5	4	10	8	1	3	6	1	1	
9	2	3	2	5	7	6	3	5	6	2	2	5	5	2	4	1	
8	3	3	.	1	1	.	2	1	1	.	1	7	3	8	3	2	
96	1	.	.	1	.	2	1	1	1	2	1	4	2	2	7	
.	1	2	.	6	2	5	1	4	2	2	2	.	.	1	
2	.	1	1	3	3	.	1	1	.	3	2	2	1	.	.	1	
38	.	2	.	2	2	.	.	1	3	2	1	3	3	5	4	1	
30	1	2	2	.	1	.	1	.	.	1	2	5	3	1	2	2	
38	27	17	16	21	32	23	23	28	28	35	12	16	20	12	3	1	
32	29	12	12	11	20	20	21	24	28	22	15	22	16	10	4	2	1	.	1	.	.	
150	10	3	1	1	2	1	2	1	2	2	5	3	7	4	6	
133	5	2	.	5	6	3	6	2	1	5	7	5	12	8	6	8	
558	344	161	123	188	269	326	319	308	311	251	189	160	116	78	41	12	12	.	1	.	3	
553	335	165	131	266	414	401	395	370	329	312	211	228	138	75	55	25	5	2	.	.	2	
1496	34	16	6	11	17	26	24	20	34	29	41	42	43	39	26	17	5	1	1	.	.	
1376	54	18	8	24	22	26	29	30	25	30	26	38	49	40	39	21	6	2	1	.	.	
271	144	92	77	102	144	152	145	166	151	148	128	124	94	68	27	20	3	.	.	.	1	
248	163	82	72	136	155	171	161	131	141	133	148	113	92	91	39	16	6	1	1	.	1	
469	29	13	10	4	10	8	12	11	16	20	20	19	25	21	13	10	6	.	1	.	.	
427	32	5	10	8	14	15	11	16	12	14	25	26	29	40	30	13	9	.	1	.	.	
124	61	42	31	63	85	75	89	81	74	81	61	56	49	34	19	8	4	1	.	.	1	
82	79	42	44	70	107	108	83	67	72	76	69	68	51	39	28	13	4	
141	10	1	3	2	3	5	2	7	2	4	5	4	8	9	10	1	2	
120	8	.	1	6	2	4	4	5	3	5	8	5	9	13	9	13	2	1	1	.	.	
1	2	.	2	1	5	1	3	1	1	5	3	3	1	1	
3	1	1	1	1	.	1	.	2	2	.	1	1	.	2	1	
19	1	.	1	.	.	1	.	1	.	1	1	2	3	3	.	1	
15	3	2	1	1	2	1	1	1	1	1	.	.	

COUNTIES :—Deaths from

COUNTIES.		Population, 1841.	Deaths from Cholera and Diarrhoea.	Total.	Sex.	Causes of Death.	Deaths.	Under 1 Year.	1	2	3	4
10. NORTHERN DIVISION.												
No. 38	Durham	326043	2022	1643	{ Males. Females	{ Chol. Chol.	766 877	13 9	27 25	26 24	24 26	15 35
				379	{ Males. Females	{ Diarrh. Diarrh.	173 206	77 76	23 27	12 9	. 8	5 1
39	Northumberland. . .	266020	1679	1410	{ Males. Females	{ Chol. Chol.	670 740	14 9	18 22	28 18	18 21	20 16
				269	{ Males. Females	{ Diarrh. Diarrh.	140 129	49 35	26 20	12 10	2 9	3 2
40	Cumberland	178038	544	420	{ Males. Females	{ Chol. Chol.	178 242	5 6	3 7	7 3	5 5	7 8
				124	{ Males Females	{ Diarrh. Diarrh.	59 65	29 23	7 8	5 2	2 2	. 2
41	Westmorland	56454	18	1	{ Males. Females	{ Chol. Chol.	. 1
				17	{ Males. Females	{ Diarrh. Diarrh.	7 10	2 1	1 2	1 .
11. WELSH DIVISION.												
42	Monmouthshire	151021	902	777	{ Males. Females	{ Chol. Chol.	467 310	7 4	7 7	11 9	6 10	15 11
				125	{ Males. Females	{ Diarrh. Diarrh.	73 52	15 12	10 7	4 8	5 4	1 .
43	South Wales.	529364	3955	3552	{ Males. Females	{ Chol. Chol.	1782 1770	26 33	32 37	50 62	50 37	48 41
				403	{ Males. Females	{ Diarrh. Diarrh.	214 189	41 35	31 23	18 6	8 9	6 3
44	North Wales.	388162	345	244	{ Males. Females	{ Chol. Chol.	124 120	2 .	2 1	. 5	1 5	2 .
				101	{ Males. Females	{ Diarrh. Diarrh.	61 40	10 1	6 3	4 .	4 3	2 1

Cholera and Diarrhœa—continued.

AGES.																						
Total under 5 Years.	5	10	15	20	25	30	35	40	45	50	55	60	65	70	75	80	85	90	95	and up- wards. 100	?	
105	56	31	32	46	57	60	63	67	57	40	44	42	25	10	20	7	2	.	.	.	2	
119	54	37	32	56	74	73	77	68	53	44	51	38	35	35	21	8	2	
117	8	.	2	4	1	1	1	2	1	6	5	4	6	3	8	3	1	
121	6	2	3	2	6	6	3	2	5	5	6	4	8	8	9	5	5	
98	61	34	33	43	52	61	46	44	39	47	30	33	21	10	12	6		
86	53	30	34	38	57	67	64	51	47	45	49	45	25	25	13	7	3	1	.	.		
92	7	2	2	1	2	.	3	.	.	3	4	4	2	3	8	5	1	1	.	.		
76	6	2	1	.	5	4	2	1	1	1	4	5	2	6	4	7	2	.	.	.		
27	15	9	5	9	9	11	5	11	16	18	4	16	7	7	3	5	1	.	.	.		
29	22	11	9	9	20	19	14	19	22	12	10	10	18	7	8	2	1	.	.	.		
43	1	.	1	2	.	.	.	1	.	.	.	4	.	5	.	.	2	.	.	.		
37	1	1	1	3	.	3	3	.	2	.	2	1	2	2	3	2	2	.	.	.		
.		
.	1		
4	2	.	1		
3	.	1	1	1	.	1	1	.	.	2		
46	24	14	21	39	45	37	53	34	38	19	33	26	19	11	5	2	.	.	.	1		
41	18	10	13	24	30	32	24	26	13	20	17	17	8	7	6	2	.	1	.	1		
35	3	1	1	1	3	2	.	2	1	1	2	6	1	3	8	2	1	.	.	.		
31	.	1	.	.	.	2	1	.	.	.	3	2	3	5	2	1	.	1	.	.		
206	114	81	70	130	187	181	129	139	140	119	81	70	53	31	25	18	6	2	.	.		
210	178	79	64	119	158	146	140	134	95	93	89	70	77	41	41	29	4	1	2	.		
104	14	4	7	6	7	4	5	2	5	7	3	8	7	9	10	5	7	.	.	.		
76	9	4	3	2	4	5	3	5	3	4	7	17	9	12	15	7	1	2	1	.		
7	9	6	2	6	6	11	9	18	12	3	7	12	7	2	2	1	.	.	.	4		
11	11	2	3	6	5	9	8	9	8	4	11	14	6	5	2	1	1	.	.	4		
26	1	1	4	.	2	1	2	4	4	4	7	3	2	.	.	.		
8	4	2	1	1	2	.	.	.	5	1	1	8	2	1	2	.	1	.	.	1		

ENGLAND. 1849. DEATHS FROM CHOLERA, with the Ages at Decennial Periods, and the Duration of Attack.

AGE.	Total.	Sex.	Deaths.	HOURS.				Total under 1 Day.	DAYS.												28 and upwards
				0	6	12	18		1	2	3	4	5	6	7	8	9	10	14	21	
Total .	39468	{ Males. Females	19232 20236	315 214	3030 2677	4965 5331	1877 2275	10187 10497	3327 3928	1629 1618	1256 1226	822 812	564 532	351 334	449 490	136 186	103 104	208 245	138 186	44 55	18 23
Total under 5 Years.	5333	{ Males Females	2821 2512	81 58	551 448	550 495	159 131	1341 1132	407 371	290 262	259 230	163 166	91 85	57 47	91 84	24 33	12 11	33 36	34 31	13 17	6 7
5	3582	{ Males Females	1828 1754	37 36	368 392	524 488	170 152	1099 1068	231 208	122 128	112 120	75 66	65 56	34 24	47 39	11 13	8 10	17 12	5 9	1 1	1
10	1922	{ Males Females	1014 908	11 6	128 136	288 289	115 97	542 528	155 132	73 58	62 44	37 40	40 29	25 18	31 24	14 11	5 6	19 10	7 7	4 1	1
15	3819	{ Males Females	1908 1911	27 15	280 255	522 518	195 210	1024 998	296 344	125 145	120 94	101 77	62 60	34 44	58 48	23 24	12 14	32 37	16 21	5 4	1
25	6074	{ Males Females	2876 3198	42 24	515 437	857 906	264 368	1678 1735	447 541	203 240	144 182	101 142	68 91	68 42	64 84	19 25	21 20	36 43	18 37	6 12	3 4
35	5744	{ Males Females	2717 3027	38 26	480 389	724 885	292 351	1534 1651	444 606	218 200	145 163	114 96	73 77	52 59	44 71	15 29	21 11	30 41	18 17	5 4	4 2
45	5083	{ Males Females	2518 2565	35 18	339 246	664 659	250 341	1288 1264	483 609	236 208	179 153	106 97	80 49	40 41	55 49	12 19	11 18	13 25	13 25	1 4	1 4
55	4094	{ Males Females	1899 2195	25 15	215 210	452 572	222 311	914 1108	446 524	197 179	120 116	66 72	46 47	23 32	35 40	7 24	9 7	17 21	12 19	6 5	1 1
65	2627	{ Males Females	1153 1474	12 12	118 106	267 348	147 210	544 676	288 408	105 140	83 85	40 39	30 26	13 18	15 34	11 7	2 6	10 15	8 12	2 6	2 2
75	1056	{ Males Females	437 619	5 3	34 48	104 153	55 91	198 295	111 165	53 53	27 39	16 15	9 11	5 8	7 15	1 1	2 1	1 5	7 8	1 1	2
85	113	{ Males Females	49 64	1 .	1 9	11 15	7 13	20 37	17 17	4 4	4 .	2 2	1 1	1 1	2 2	1 1	1 1	1 1	1 1	1 1	1
95	5	{ Males Females	2 3	1 .	1 .	1 .	1 .	1 .	1 .	1 .	1 .	1 .	1 .	1 .	1 .	1 .	1 .	1 .	1 .	1 .	1
?	16	{ Males Females	10 6	1 1	1 1	1 1	1 .	5 4	1 1	3 1	1 .	1 .	1 .	1 .	1 .	1 .	1 .	1 .	1 .	1 .	1

NOTE.—The Table is read thus:—1908 Males of the Age 15 and under 25 died of Cholera; 27 in less than 6 hours, 280 between 6 and 12 hours.

and the Duration of the Attack.

AGE.	Total.	Sex.	Causes of Death.	Deaths.	HOURS.				Total under Day.	DAYS.												42 and upwards		
					0	6	12	18		1	2	3	4	5	6	7	8	9	10	14	21		28	35
Total.	26770	{Males Females}	Chol. Chol.	13197 13573	182	2108	3422	1257	6969	2242	1159	878	593	361	246	312	90	74	139	92	30	4	8	
					143	1888	3692	1486	7209	2586	1068	792	548	341	226	318	130	65	137	114	32	11	•	•
	7896	{Males Females}	Diarrh. Diarrh.	4045 3851	8	26	48	27	109	110	200	306	352	266	193	521	97	61	263	491	369	202	70	
					2	24	52	31	109	132	199	259	296	185	167	481	122	70	273	504	337	187	72	458
Under 1 Year.	503	{Males Females}	Chol. Chol.	268 235	4	19	33	14	70	51	33	37	25	7	8	12	4	•	6	8	5	1	1	
					8	18	23	8	57	34	33	24	27	14	7	14	2	•	8	7	1	•	•	1
1	3098	{Males Females}	Diarrh. Diarrh.	1708 1390	2	3	9	5	19	24	71	142	158	124	77	266	49	33	114	233	160	90	26	
					•	4	7	3	14	36	68	107	126	66	67	223	40	23	102	200	109	75	24	110
	718	{Males Females}	Chol. Chol.	377 341	14	59	59	21	153	51	44	41	28	11	8	16	5	1	8	7	2	1	1	
					11	48	55	13	127	51	45	31	25	13	10	13	4	1	6	7	4	3	•	•
2	1174	{Males Females}	Diarrh. Diarrh.	592 582	1	2	4	•	7	15	19	30	40	31	31	68	13	9	43	84	65	40	21	
					•	1	8	4	13	15	15	21	37	20	22	73	18	7	41	86	82	39	19	74
	828	{Males Females}	Chol. Chol.	436 392	9	87	83	22	201	71	57	40	27	7	9	14	1	1	3	5	•	•	•	
					6	67	92	21	186	64	41	33	20	12	9	9	9	2	2	2	3	•	•	•
3	455	{Males Females}	Diarrh. Diarrh.	225 230	1	2	4	2	9	6	11	12	25	14	9	23	6	1	8	32	15	13	6	
					•	3	3	1	7	9	10	11	13	17	7	34	9	5	13	27	24	10	3	31
	766	{Males Females}	Chol. Chol.	395 371	12	97	96	23	228	51	37	31	16	14	6	3	2	1	4	2	•	•	•	
					9	85	68	26	188	64	27	37	18	13	3	11	3	1	2	3	1	•	•	•
4	197	{Males Females}	Diarrh. Diarrh.	93 104	1	4	4	5	14	7	5	9	9	6	5	9	•	1	8	5	5	2	6	
					•	2	3	2	7	5	5	13	10	1	7	14	1	1	10	11	6	•	•	5
	723	{Males Females}	Chol. Chol.	358 365	10	101	91	15	217	38	30	22	16	11	5	11	2	2	2	2	•	•	•	
					7	94	98	21	220	38	24	29	24	8	6	7	2	2	3	2	•	•	•	•
	105	{Males Females}	Diarrh. Diarrh.	60 45	•	2	1	1	4	5	11	4	8	3	4	7	1	•	5	2	3	1	2	
					•	3	1	•	4	4	4	4	1	5	•	5	•	2	2	2	2	2	1	9
Total under 5 Years.	3538	{Males Females}	Chol. Chol.	1834 1704	49	363	362	95	869	262	201	171	112	50	36	56	14	5	23	24	7	2	2	
					41	312	336	89	778	251	170	154	114	60	35	54	20	6	21	21	14	•	•	•
	5029	{Males Females}	Diarrh. Diarrh.	2678 2351	5	13	22	13	53	57	117	197	240	178	126	373	69	44	178	356	248	146	55	
					•	13	22	10	45	69	102	156	187	109	103	349	68	36	168	326	223	134	47	241
																								229

NOTE.—Where the duration of premonitory Diarrhoea, as well as the length of illness from Cholera, was stated, the latter fact only was abstracted; and in all cases where other forms of disease were combined with those under consideration, the duration of attack was taken out with reference to Cholera or Diarrhoea only.

ENGLAND. 1849. Deaths from Cholera and Diarrhoea—continued.

AGE.	Total.	Sex.	Causes of Death.	Deaths.	HOURS.				Total under 1 Day.	DAYS.														42 and upwards.
					0	6	12	18		1	2	3	4	5	6	7	8	9	10	14	21	28	35	
5 Years	2389	{Males	Chol.	1204	22	247	342	103	714	140	85	81	51	44	23	35	9	6	12	3	1	•	•	•
		{Females	Chol.	1185	23	263	344	107	737	135	89	76	49	31	17	26	7	6	4	8	•	•	•	•
10	225	{Males	Diarrh.	105	1	5	3	3	12	10	12	11	8	5	4	7	1	3	9	10	5	1	•	7
		{Females	Diarrh.	120	•	3	5	2	10	11	13	8	15	3	6	17	2	1	6	7	4	8	2	7
15	1325	{Males	Chol.	688	6	92	188	78	364	111	55	36	23	23	16	22	12	4	15	4	3	•	•	•
		{Females	Chol.	637	3	104	203	68	378	91	39	28	30	22	11	15	8	5	5	5	•	•	•	•
20	103	{Males	Diarrh.	45	1	•	1	1	3	2	4	1	4	4	1	5	1	1	3	3	2	1	1	9
		{Females	Diarrh.	58	1	•	2	•	3	•	4	1	4	3	3	5	2	1	4	13	4	4	•	7
25	1010	{Males	Chol.	503	5	61	142	54	262	89	33	29	21	13	10	20	7	6	9	3	1	•	•	•
		{Females	Chol.	507	1	70	145	48	264	88	46	17	30	16	10	10	4	9	10	3	•	•	•	•
30	90	{Males	Diarrh.	39	•	•	•	•	•	1	3	1	2	2	2	8	•	1	4	4	1	1	•	9
		{Females	Diarrh.	51	•	•	2	•	2	1	7	4	2	2	2	5	1	1	3	3	4	1	2	11
35	1608	{Males	Chol.	773	13	129	209	76	427	112	46	46	52	29	13	19	8	3	11	5	2	•	•	•
		{Females	Chol.	835	10	118	241	94	463	142	56	47	31	20	21	21	10	3	11	9	1	•	•	•
40	100	{Males	Diarrh.	44	•	1	1	1	3	3	2	5	1	2	1	3	1	1	2	5	5	•	•	9
		{Females	Diarrh.	56	•	•	•	3	3	2	6	1	5	4	3	4	2	2	5	5	4	4	•	6
45	2122	{Males	Chol.	998	9	188	290	87	574	154	71	54	39	21	26	20	9	7	13	8	1	•	•	1
		{Females	Chol.	1124	9	161	310	132	612	188	83	68	50	30	16	30	12	7	13	10	5	•	•	•
50	121	{Males	Diarrh.	52	•	•	3	1	4	1	4	6	7	3	3	1	1	•	•	3	5	6	2	6
		{Females	Diarrh.	69	•	•	2	1	3	2	5	4	5	1	1	7	3	•	5	6	4	1	4	18
55	2131	{Males	Chol.	1015	11	190	313	96	610	154	73	47	31	19	25	27	3	9	9	4	3	1	•	•
		{Females	Chol.	1116	12	159	331	127	629	185	80	61	46	36	15	29	8	5	11	8	1	2	•	•
60	114	{Males	Diarrh.	50	•	1	•	•	1	3	4	5	6	1	2	4	•	•	6	3	3	3	•	9
		{Females	Diarrh.	64	•	•	1	2	3	1	3	2	4	2	4	5	4	3	2	12	4	2	1	12
65	1969	{Males	Chol.	966	9	176	272	91	548	147	81	50	47	21	21	13	4	10	15	6	•	•	•	3
		{Females	Chol.	1003	7	143	304	112	566	189	65	50	28	28	18	24	11	2	14	4	3	1	•	•
70	116	{Males	Diarrh.	46	•	1	1	•	2	•	3	4	3	3	•	5	•	•	2	5	6	4	•	9
		{Females	Diarrh.	70	•	•	1	•	1	1	2	5	5	3	3	2	3	•	3	7	11	3	1	17

ENGLAND, 1849. Deaths from Cholera and Diarrhoea—continued.

AGE.	Total.	Sex.	Causes of Death.	Deaths.	HOURS.				Total under 1 Day.	DAYS.												42 and upwards		
					0	6	12	18		1	2	3	4	5	6	7	8	9	10	14	21		28	35
40 Years	1888	{ Males Females	Chol. Chol.	948 940	15	157	242	112	526	144	73	60	43	34	19	19	5	6	7	7	4	.	.	1
					8	129	282	101	520	191	59	49	31	20	22	22	7	3	8	7	.	.	.	1
45	121	{ Males Females	Diarrh. Diarrh.	52 69	.	1	1	2	4	1	3	1	4	1	5	7	1	1	4	8	3	3	1	6
					.	1	1	.	2	1	4	7	4	4	3	12	.	1	4	5	4	3	1	14
50	1793	{ Males Females	Chol. Chol.	930 863	8	133	240	81	462	173	96	79	45	25	13	17	5	5	4	4	1	.	.	1
					4	90	248	103	445	205	72	38	37	6	15	17	6	5	7	8	2	.	.	.
55	112	{ Males Females	Diarrh. Diarrh.	64 48	.	.	2	.	2	4	4	2	3	6	3	8	1	1	2	7	8	4	2	7
					.	.	1	.	1	2	4	2	4	2	1	4	1	2	1	9	7	.	1	7
60	1639	{ Males Females	Chol. Chol.	811 828	9	103	223	87	422	142	76	63	34	27	14	18	2	3	5	5
					5	77	226	120	428	190	61	48	30	18	9	16	7	7	6	5	6	5	.	3
65	136	{ Males Females	Diarrh. Diarrh.	69 67	.	1	1	1	1	1	4	6	7	7	4	6	1	1	2	6	8	3	.	12
					.	1	.	.	2	5	3	7	2	3	4	5	1	2	6	6	4	3	.	14
70	1413	{ Males Females	Chol. Chol.	687 726	8	94	152	78	332	161	78	45	24	8	9	15	2	4	3	3	3	.	.	.
					6	85	199	89	379	154	62	42	27	16	10	10	7	2	9	8
75	198	{ Males Females	Diarrh. Diarrh.	103 95	.	1	2	1	3	4	6	10	7	8	7	14	1	1	5	6	8	2	2	19
					.	1	3	3	7	5	4	4	9	3	4	2	6	3	8	10	1	1	2	19
80	1380	{ Males Females	Chol. Chol.	650 730	8	67	157	74	306	156	67	36	27	20	9	12	2	4	6	4	1	.	.	.
					5	70	183	110	368	188	60	41	15	15	12	12	6	2	6	4	1	.	.	.
85	253	{ Males Females	Diarrh. Diarrh.	127 126	1	1	1	2	4	8	5	9	8	9	8	16	5	1	7	17	13	8	1	9
					.	.	3	.	3	3	3	7	13	10	8	15	6	3	5	16	8	7	.	19
90	1007	{ Males Females	Chol. Chol.	469 538	5	46	115	54	220	114	46	32	19	10	5	8	5	1	4	5	1	.	.	.
					5	42	130	69	246	152	55	28	16	7	5	12	2	2	6	4	3	.	.	.
95	274	{ Males Females	Diarrh. Diarrh.	125 149	.	.	2	.	2	2	4	6	17	8	8	15	3	3	8	13	13	3	.	20
					.	2	1	6	9	7	12	8	5	4	6	12	8	3	14	20	18	3	1	19
100	742	{ Males. Females	Chol. Chol.	351 391	3	39	86	40	168	85	34	27	12	9	3	4	3	1	2	2	1	1	.	.
					2	30	100	45	177	120	33	20	6	9	4	7	4	1	3	5	1	1	.	.
105	324	{ Males Females	Diarrh. Diarrh.	164 160	.	2	3	1	6	4	8	13	13	12	10	22	4	3	10	12	15	2	2	28
					.	1	4	.	5	7	7	12	13	15	3	9	2	3	15	17	18	3	4	27

2. SOUTH EASTERN DIVISION. 1849. DEATHS FROM CHOLERA AND DIARRHŒA, with the Ages at which they occurred, and the Duration of Attack.

AGE.	Total.	Sex.	Causes of Death.	Deaths.	HOURS.				Total under 1 Day.	DAYS.												42 and upwards		
					0	6	12	18		1	2	3	4	5	6	7	8	9	10	14	21		28	35
Under 1 Year.	{ 37	Males	Chol.	24	•	4	4	1	9	4	2	2	•	1	•	2	•	•	2	1	1	•	•	
		Females	Chol.	13	1	•	2	1	4	•	•	2	1	•	•	2	•	•	1	•	•	•	•	
	{ 287	Males	Diarrh.	156	•	•	1	•	1	4	8	19	11	11	9	25	2	2	15	24	9	2	12	
		Female	Diarrh.	131	•	•	1	•	1	6	5	14	16	7	3	19	1	3	17	12	7	12	7	
1	{ 59	Males	Chol.	32	2	5	6	1	14	3	2	6	3	1	•	2	•	•	•	1	•	•	•	
		Females	Chol.	27	•	3	4	3	10	4	5	•	2	1	2	2	•	•	•	•	•	•	1	
	{ 100	Males	Diarrh.	55	•	•	•	•	•	4	5	5	4	5	4	5	•	•	5	5	5	5	3	
		Females	Diarrh.	45	•	•	2	•	•	•	4	2	3	1	4	4	1	1	6	8	2	3	2	
2	{ 65	Males	Chol.	36	•	12	4	2	18	9	5	1	2	•	1	•	•	•	•	•	•	•	•	
		Females	Chol.	29	1	2	8	2	13	4	2	5	2	•	•	1	2	•	•	•	•	•	•	
	{ 38	Males	Diarrh.	13	•	•	•	•	•	1	•	1	•	4	•	2	•	•	1	2	•	1	1	
		Females	Diarrh.	25	•	•	•	•	•	•	1	1	2	3	1	1	5	1	2	2	2	1	3	
3	{ 85	Males	Chol.	55	5	14	18	3	40	5	3	4	•	1	•	•	•	•	1	•	•	•	•	
		Females	Chol.	30	1	7	6	4	18	3	3	5	•	•	•	•	•	•	•	•	•	•	•	
	{ 22	Males	Diarrh.	11	•	1	•	1	2	1	•	1	1	1	1	3	•	•	1	•	•	•	•	
		Females	Diarrh.	11	•	1	•	1	2	1	•	1	2	•	•	2	•	•	2	•	•	•	•	
4	{ 63	Males	Chol.	32	3	14	6	2	25	•	1	1	•	1	•	3	1	•	•	•	•	•	•	
		Females	Chol.	31	1	11	11	2	25	•	1	1	2	2	•	•	•	•	•	•	•	•	•	
	{ 14	Males	Diarrh.	7	•	•	•	•	•	2	1	•	•	•	•	1	•	•	2	1	•	•	•	
		Females	Diarrh.	7	•	1	1	•	•	2	1	1	•	•	2	•	•	•	•	•	•	1	•	
Total under 5 Years.	{ 309	Males	Chol.	179	10	49	38	9	106	21	13	14	5	4	1	7	2	•	3	2	1	•	•	
		Females	Chol.	130	4	23	31	12	70	13	11	13	7	3	2	6	2	•	1	•	1	•	1	
	{ 461	Males	Diarrh.	242	•	1	1	1	3	12	14	26	16	21	14	36	2	2	24	32	14	8	2	
		Females	Diarrh.	219	•	2	4	1	7	9	11	19	24	11	8	30	3	4	27	22	11	18	3	

AGE.	Total.	Sex.	Causes of Death.	Deaths.	HOURS.				Total under 1 Day.	DAYS.												42 and upwards		
					0	6	12	18		1	2	3	4	5	6	7	8	9	10	14	21		28	35
5 Years.	{ 246 {	Males	Chol.	126	2	30	36	13	81	14	6	7	5	5	2	3	1	.	2	
		Females	Chol.	120	5	33	44	9	91	12	5	7	4	1	1	
		Males	Diarrh.	11	.	2	1	.	3	1	1	1	1	1	1	1	
		Females	Diarrh.	19	3	3	1	3	1	.	4	1	1	2	
10	{ 117 {	Males	Chol.	60	.	9	12	8	29	13	2	3	2	4	2	2	2	.	1	
		Females	Chol.	57	.	5	19	10	34	6	3	2	4	5	1	1	.	1	
		Males	Diarrh.	4	1	1	2	.	1	1	.	.	1	
		Females	Diarrh.	6	1	
15	{ 97 {	Males	Chol.	48	1	5	14	4	24	9	3	2	1	2	4	.	2	.	1	
		Females	Chol.	49	.	7	16	1	24	8	9	1	1	.	2	1	.	2	1	
		Males	Diarrh.	4	1	1	.	1	1	
		Females	Diarrh.	7	1	.	1	.	.	.	1	.	.	1	1	.	.	1	
20	{ 139 {	Males	Chol.	80	1	12	23	16	52	7	3	3	4	3	1	2	2	1	1	
		Females	Chol.	59	1	8	20	7	36	10	5	2	1	.	2	2	1	
		Males	Diarrh.	10	.	1	.	.	1	1	1	1	.	.	.	1	.	1	1	2	.	.	1	
		Females	Diarrh.	7	1	1	.	1	1	.	.	1	1	1	
25	{ 157 {	Males	Chol.	79	1	12	30	2	45	12	4	3	4	2	3	1	1	.	2	1	1	.	.	
		Females	Chol.	78	2	12	22	6	42	8	8	9	1	4	.	4	1	1	
		Males	Diarrh.	9	1	.	2	1	2	.	2	1	.	.	
		Females	Diarrh.	8	1	1	1	1	.	2	
30	{ 160 {	Males	Chol.	72	1	10	27	6	44	11	3	4	2	3	1	4	.	.	1	
		Females	Chol.	88	1	8	27	13	49	14	8	4	3	5	.	2	1	.	1	1	.	.	.	
		Males	Diarrh.	4	1	1	.	1	
		Females	Diarrh.	6	1	.	.	.	2	2	
35	{ 161 {	Males	Chol.	86	1	16	32	8	57	15	4	2	1	.	.	1	1	2	3	.	1	.	.	
		Females	Chol.	75	.	11	16	15	42	13	6	3	2	2	2	3	.	.	1	.	1	.	.	
		Males	Diarrh.	5	1	1	.	1	.	.	.	1	1	1	.	
		Females	Diarrh.	7	1	.	.	.	1	.	.	1	.	.	1	1	.	

2. SOUTH EASTERN DIVISION. 1849. Deaths from Cholera and Diarrhoea, &c.—continued.

AGE.	Total.	Sex.	Causes of Death.	Deaths.	HOURS.				Total under 1 Day.	DAYS.												42 and upwards		
					0	6	12	18		1	2	3	4	5	6	7	8	9	10	14	21		28	35
40 Years	128	{ Males Females	Chol. Chol.	73 55	1	14	22	10	47	12	2	3	3	3	1	1	1	.	.	
					3	8	20	5	36	10	3	2	2	1	1	1	.	.	
45	12	{ Males Females	Diarrh. Diarrh.	5 7	1	1	1	2	
					17	2	7	8	.	3	.	.	2	.	1	1	.	.	
50	148	{ Males Females	Chol. Chol.	80 68	.	19	20	3	42	17	2	7	4	2	1	.	.	.		
					.	13	18	3	34	18	7	4	2	2	.	.	.	2	2	
55	15	{ Males Females	Diarrh. Diarrh.	8 7	1	1	.	.	1	.	.	1	
					1	.	.	1	.	.	1	
60	140	{ Males Females	Chol. Chol.	73 67	3	14	17	8	42	14	5	5	4	3	1	1	1	
					.	5	20	14	39	11	6	5	3	2	1	1	3	.	.	
65	15	{ Males Females	Diarrh. Diarrh.	9 6	1	.	.	.	2	.	.	1	
					.	1	.	1	2	.	.	.	1	.	.	1	
70	114	{ Males Females	Chol. Chol.	64 50	1	9	11	8	29	19	6	2	6	2	
					.	6	11	9	26	10	8	2	.	1	1	.	.	1	1
75	28	{ Males Females	Diarrh. Diarrh.	14 14	1	1	3	1	1	2	.	.	.	1	2	.	.	
					.	1	.	1	2	1	1	1	3	1	1
80	143	{ Males Females	Chol. Chol.	57 86	.	2	12	7	21	19	6	3	2	4	1	1	.	.	
					1	14	16	21	52	21	3	6	.	2	1	1	1	2	.	2	1	1	.	.
85	28	{ Males Females	Diarrh. Diarrh.	14 14	2	1	1	.	.	2	1	.	.	2	1	.	.	
					.	.	2	.	2	2	.	1	2
90	78	{ Males Females	Chol. Chol.	34 44	1	2	9	7	19	6	1	2	2	2	
					.	6	12	7	25	11	3	2	1	.	1	.	.	1
95	38	{ Males Females	Diarrh. Diarrh.	12 26	1	.	1	3	4	2	3	1	.	.	3	6	.	.	
					.	1	1	1	3	1	2
100	79	{ Males Females	Chol. Chol.	38 41	1	2	14	4	21	10	3	3	1	
					.	4	11	4	19	11	4	1	1	1	2
105	42	{ Males Females	Diarrh. Diarrh.	20 22	2	2	1	1	2	2	1	.	.	.	3	3	.	.	
					1	2	1	3	1	2	1

2. SOUTH EASTERN DIVISION. 1849. Deaths from Cholera and Diarrhoea—continued.

AGE.	Total.	Sex.	Causes of Death.	Deaths.	HOURS.				Total under 1 Day.	DAYS.												42 and upwards				
					0	6	12	18		1	2	3	4	5	6	7	8	9	10	14	21		28	35		
75 Years.	49	{ Males Females }	Chol.	26	.	3	7	2	12	7	3	2	1	1	
			Chol.	23	.	2	8	5	15	.	2	2	.	.	1
	46	{ Males Females }	Diarrh.	22	.	.	2	1	3	.	.	1	1	1	1	2	1	.	1	5	.	1	.	3		
			Diarrh.	24	2	2	1	1	.	2	2	.	5	3	.	1	.	2	
80	24	{ Males Females }	Chol.	10	.	1	5	2	8	.	2	
			Chol.	14	1	1	8	.	10	
	25	{ Males Females }	Diarrh.	13	.	1	.	.	1	.	.	3	2	1	.	1	1	.	.	3	
			Diarrh.	12	.	.	1	.	1	.	.	1	.	1	1	.	2	.	.	1	1	2
85	10	{ Males Females }	Chol.	5	.	.	2	2	4	
			Chol.	5	.	.	1	3	4
	14	{ Males Females }	Diarrh.	4	2	2
			Diarrh.	10	.	.	.	1	1	.	.	1	1	.	.	3	1	.	.	1
90	1	{ Males Females }	Chol.	1	
			Chol.
	6	{ Males Females }	Diarrh.
			Diarrh.
95	..	{ Males Females }	Chol.	
			Chol.
	..	{ Males Females }	Diarrh.
			Diarrh.
100 and upwards.	..	{ Males Females }	Chol.	
			Chol.
	..	{ Males Females }	Diarrh.
			Diarrh.
?	2	{ Males Females }	Chol.	
			Chol.	2
	..	{ Males Females }	Diarrh.
			Diarrh.

3. SOUTH MIDLAND DIVISION. 1849. DEATHS FROM CHOLERA AND DIARRHŒA, with the Ages at which they occurred, and the Duration of Attack.

AGE.	Total.	Sex.	Causes of Death.	Deaths.	HOURS.				Total under 1 Day.	DAYS.												42 and upwards			
					0	6	12	18		1	2	3	4	5	6	7	8	9	10	14	21		28	35	
Under 1 Year.	26	{ Males Females	Chol. Chol.	13 13	.	1	3	.	4	3	2	1	1	.	.	1	.	.	1
					.	1	2	.	3	1	1	2	4	4	17	2	1	6	10	7	5	1	6		
1	170	{ Males Females	Diarrh. Diarrh.	89 81	.	1	1	.	1	4	2	4	7	6	3	13	3	2	7	7	5	4	1	10	
					.	1	2	.	4	2	2	1	1	.	.	1	.	.	.	1	.	.	.		
2	30	{ Males Females	Chol. Chol.	13 17	.	1	1	.	6	4	2	2	1	.	.	1	.	.	.	1	
					1	.	4	2	3	2	6	1	.	1	3	1	1	.	5	
3	62	{ Males Females	Diarrh. Diarrh.	30 32	1	7	1	1	6	.	.	2	5	1	4	.	4	
					1	2	5	1	.	.		
4	36	{ Males Females	Chol. Chol.	18 18	1	3	5	2	11	1	4	1	.	.	1	
					.	3	3	.	6	2	1	3	3	2	.	1		
5	23	{ Males Females	Diarrh. Diarrh.	11 12	1	.	2	.	.	3	.	1	.	.	2	3	2	.	.	1	
					1	.	3	
6	33	{ Males Females	Chol. Chol.	12 21	.	4	2	.	6	.	1	3	1	1	1	
					.	7	5	1	13	4	.	2	1	.	1	
7	10	{ Males Females	Diarrh. Diarrh.	5 5	2	1	.	.	1	1	.	.	.	2	
					1	1	.	1	
8	37	{ Males Females	Chol. Chol.	17 20	.	5	5	.	10	3	.	2	1	.	.	1	
					1	4	5	1	11	1	1	2	2	.	2	.	.	1	
9	3	{ Males Females	Diarrh. Diarrh.	2 1	2	
					1	
10	162	{ Males Females	Chol. Chol.	73 89	2	14	17	2	35	9	9	8	4	.	.	4	.	.	2	2	
					1	19	16	3	39	13	5	10	8	3	4	1	1	3	1	
11	268	{ Males Females	Diarrh. Diarrh.	137 131	.	1	2	1	4	2	8	14	14	10	6	25	3	1	7	16	9	6	1	11	
					.	.	1	.	1	7	5	8	11	8	4	23	3	2	9	16	8	8	1	17	

3. SOUTH MIDLAND DIVISION. Deaths from Cholera and Diarrhoea, &c. — continued.

AGE.	Total.	Sex.	Causes of Death.	Deaths.	HOURS.				Total under 1 Day.	DAYS.												42 and upwards		
					0	6	12	18		1	2	3	4	5	6	7	8	9	10	14	21		28	35
5 Years	132	{ Males Females	Chol. Chol.	83 49	1	17	22	7	47	9	5	6	7	3	1	3	*	*	2	*	*	*	*	
					1	7	18	4	30	3	2	4	4	1	1	1	*	1	1	1	*	*	*	*
10	69	{ Males Females	Diarrh. Diarrh.	4 7	*	*	*	*	1	1	2	*	1	*	*	*	*	*	*	*	*	*	*	
					*	4	13	5	22	7	*	*	1	1	2	2	2	*	*	*	*	*	*	
15	42	{ Males Females	Chol. Chol.	37 32	*	3	14	2	19	6	1	1	2	1	*	*	*	*	*	*	*	*		
					*	*	*	*	11	1	1	*	*	*	*	*	*	*	*	*	*	*	*	
20	74	{ Males Females	Diarrh. Diarrh.	2 5	*	*	*	*	11	*	1	*	*	*	*	*	*	*	*	*	*	*		
					*	5	6	5	16	1	1	1	2	1	*	1	*	*	*	*	*	*	*	
25	6	{ Males Females	Chol. Chol.	30 44	1	5	4	4	13	5	3	2	2	2	1	2	*	1	1	*	*	*		
					1	6	13	5	25	9	1	4	2	2	*	*	*	*	1	*	*	*	*	*
30	76	{ Males Females	Diarrh. Diarrh.	1 5	*	*	*	*	11	*	*	*	*	*	*	*	*	*	*	*	*	*		
					*	11	9	2	22	7	6	1	2	1	1	1	1	1	1	1	1	1	1	1
35	10	{ Males Females	Chol. Chol.	41 35	*	3	8	6	17	7	3	1	1	*	*	*	*	*	*	*	*	*		
					*	*	*	1	1	*	*	*	*	*	*	*	*	*	*	*	*	*	*	*
40	87	{ Males Females	Diarrh. Diarrh.	3 7	*	*	*	*	11	*	*	*	*	*	*	*	*	*	*	*	*	*		
					*	8	9	9	27	10	2	1	2	2	3	3	*	*	*	*	*	*	*	*
45	8	{ Males Females	Chol. Chol.	50 37	*	6	9	6	21	6	2	1	2	2	1	1	*	*	*	*	*	*		
					*	*	*	*	11	*	*	*	*	*	*	*	*	*	*	*	*	*	*	*
50	77	{ Males Females	Diarrh. Diarrh.	3 5	*	*	*	*	11	*	*	*	*	*	*	*	*	*	*	*	*	*		
					*	11	6	5	22	7	2	4	4	*	*	1	*	*	*	*	*	*	*	*
55	6	{ Males Females	Chol. Chol.	41 36	*	5	17	2	24	3	3	2	2	*	1	1	*	*	*	*	*	*		
					*	*	*	*	11	*	*	*	*	*	*	*	*	*	*	*	*	*	*	*

3. SOUTH MIDLAND DIVISION. 1849. Deaths from Cholera and Diarrhœa, &c.—continued.

AGE.	Total.	Sex.	Causes of Death.	Deaths.	HOURS.				Total under 1 Day.	DAYS.												42 and upwards					
					0	6	12	18		1	2	3	4	5	6	7	8	9	10	14	21		28	35			
40 Years	70	{ Males Females	Chol. Chol.	33 37	1 1	5 6	11 5	4 7	21 19	2 10	3 3	2 .	1 .	1 .	1 .	.	1 .	.	1		
		{ Males Females	Diarrh. Diarrh.	3 6	1 .	1 .	1 .	1 .	1 .	.	1 .	.	1	1	
45	71	{ Males Females	Chol. Chol.	37 34	1 .	2 5	10 5	1 4	14 14	6 13	8 1	3 2	1 3	1 .	2 .	.	1 .	.	1	
		{ Males Females	Diarrh. Diarrh.	4 2	1 .	.	2 .	.	.	1 .	.	1 .	.	1
50	49	{ Males Females	Chol. Chol.	20 29	.	.	4 7	3 2	7 12	4 9	5 4	.	.	.	1 3
		{ Males Females	Diarrh. Diarrh.	3 5	1 .	.	.	2	1	2
55	52	{ Males Females	Chol. Chol.	25 27	2 .	2 .	9 7	1 2	14 11	5 10	3 1	1 2	1 2	1 .	1
		{ Males Females	Diarrh. Diarrh.	6 3	1 .	.	1 .	.	1
60	61	{ Males Females	Chol. Chol.	35 26	1 .	2 .	7 4	1 4	11 8	11 8	2 2	.	3 .	2 1	2 .	2 .	2 .	1
		{ Males Females	Diarrh. Diarrh.	12 5	1 .	2 .	2 .	1 .	.	1 .	.	1 .	.	2 .	2 .	1	1
65	32	{ Males Females	Chol. Chol.	17 15	.	1 .	4 4	2 2	7 9	5 2	1 3	2 .	.	.	1 .	.	1
		{ Males Females	Diarrh. Diarrh.	7 11	.	.	.	1	2 .	2 .	1 .	.	1 .	.	1 .	.	2 .	2 .	1	3
70	34	{ Males Females	Chol. Chol.	15 19	.	5 1	2 7	.	7 11	3 3	3 2	1 .	1
		{ Males Females	Diarrh. Diarrh.	20 16	1 2	1 .	.	1 .	1 2	1 .	.	2	4
70	36	{ Males Females	Diarrh. Diarrh.	20 16	1 2	.	1 .	1 2	1 .	.	1	4
		{ Males Females	Diarrh. Diarrh.	20 16	1 2	.	1 .	1 .	1 .	1 .	.	1	4

4 EASTERN DIVISION 1849. DEATHS FROM CHOLERA AND DIARRHŒA, WITH THE AGES AT WHICH THEY OCCURRED, AND THE DURATION OF THE ATTACK.

AGE.	Total.	Sex.	Causes of Death.	Deaths.	HOURS.				Total under 1 Day.	DAYS.												42 and upwards.																																																																																																																																																																																																																																																																																																																																																																																																								
					0	6	12	18		1	2	3	4	5	6	7	8	9	10	14	21		28	35																																																																																																																																																																																																																																																																																																																																																																																																						
Under 1 Year.	15 182	{ Males Females	Chol. Chol. Diarrh. Diarrh.	7 8 107 75	2 3 5 5	1 .br/>4 6	2 .br/>5 7	1 . 10 6	1 2 10 3	1 . 3 1	1 . 3 1	1 . 10 3	1 . 10 3	1 . 12 2	1 . 6 2	1 . 1 2	1 . 1 2	1 . 1 2	1 . 1 2	1 . 1 2	1 . 1 2	1 . 1 2	1 . 1 2	1 . 1 2	1 . 1 2	1 . 1 2	1 . 1 2	1 . 1 2	1 . 1 2	1 . 1 2	1 . 1 2	1 . 1 2	1 . 1 2	1 . 1 2	1 . 1 2	1 . 1 2	1 . 1 2	1 . 1 2	1 . 1 2	1 . 1 2	1 . 1 2	1 . 1 2	1 . 1 2	1 . 1 2	1 . 1 2	1 . 1 2	1 . 1 2	1 . 1 2	1 . 1 2	1 . 1 2	1 . 1 2	1 . 1 2	1 . 1 2	1 . 1 2	1 . 1 2	1 . 1 2	1 . 1 2	1 . 1 2	1 . 1 2	1 . 1 2	1 . 1 2	1 . 1 2	1 . 1 2	1 . 1 2	1 . 1 2	1 . 1 2	1 . 1 2	1 . 1 2	1 . 1 2	1 . 1 2	1 . 1 2	1 . 1 2	1 . 1 2	1 . 1 2	1 . 1 2	1 . 1 2	1 . 1 2	1 . 1 2	1 . 1 2	1 . 1 2	1 . 1 2	1 . 1 2	1 . 1 2	1 . 1 2	1 . 1 2	1 . 1 2	1 . 1 2	1 . 1 2	1 . 1 2	1 . 1 2	1 . 1 2	1 . 1 2	1 . 1 2	1 . 1 2	1 . 1 2	1 . 1 2	1 . 1 2	1 . 1 2	1 . 1 2	1 . 1 2	1 . 1 2	1 . 1 2	1 . 1 2	1 . 1 2	1 . 1 2	1 . 1 2	1 . 1 2	1 . 1 2	1 . 1 2	1 . 1 2	1 . 1 2	1 . 1 2	1 . 1 2	1 . 1 2	1 . 1 2	1 . 1 2	1 . 1 2	1 . 1 2	1 . 1 2	1 . 1 2	1 . 1 2	1 . 1 2	1 . 1 2	1 . 1 2	1 . 1 2	1 . 1 2	1 . 1 2	1 . 1 2	1 . 1 2	1 . 1 2	1 . 1 2	1 . 1 2	1 . 1 2	1 . 1 2	1 . 1 2	1 . 1 2	1 . 1 2	1 . 1 2	1 . 1 2	1 . 1 2	1 . 1 2	1 . 1 2	1 . 1 2	1 . 1 2	1 . 1 2	1 . 1 2	1 . 1 2	1 . 1 2	1 . 1 2	1 . 1 2	1 . 1 2	1 . 1 2	1 . 1 2	1 . 1 2	1 . 1 2	1 . 1 2	1 . 1 2	1 . 1 2	1 . 1 2	1 . 1 2	1 . 1 2	1 . 1 2	1 . 1 2	1 . 1 2	1 . 1 2	1 . 1 2	1 . 1 2	1 . 1 2	1 . 1 2	1 . 1 2	1 . 1 2	1 . 1 2	1 . 1 2	1 . 1 2	1 . 1 2	1 . 1 2	1 . 1 2	1 . 1 2	1 . 1 2	1 . 1 2	1 . 1 2	1 . 1 2	1 . 1 2	1 . 1 2	1 . 1 2	1 . 1 2	1 . 1 2	1 . 1 2	1 . 1 2	1 . 1 2	1 . 1 2	1 . 1 2	1 . 1 2	1 . 1 2	1 . 1 2	1 . 1 2	1 . 1 2	1 . 1 2	1 . 1 2	1 . 1 2	1 . 1 2	1 . 1 2	1 . 1 2	1 . 1 2	1 . 1 2	1 . 1 2	1 . 1 2	1 . 1 2	1 . 1 2	1 . 1 2	1 . 1 2	1 . 1 2	1 . 1 2	1 . 1 2	1 . 1 2	1 . 1 2	1 . 1 2	1 . 1 2	1 . 1 2	1 . 1 2	1 . 1 2	1 . 1 2	1 . 1 2	1 . 1 2	1 . 1 2	1 . 1 2	1 . 1 2	1 . 1 2	1 . 1 2	1 . 1 2	1 . 1 2	1 . 1 2	1 . 1 2	1 . 1 2	1 . 1 2	1 . 1 2	1 . 1 2	1 . 1 2	1 . 1 2	1 . 1 2	1 . 1 2	1 . 1 2	1 . 1 2	1 . 1 2	1 . 1 2	1 . 1 2	1 . 1 2	1 . 1 2	1 . 1 2	1 . 1 2	1 . 1 2	1 . 1 2	1 . 1 2	1 . 1 2	1 . 1 2	1 . 1 2	1 . 1 2	1 . 1 2	1 . 1 2	1 . 1 2	1 . 1 2	1 . 1 2	1 . 1 2	1 . 1 2	1 . 1 2	1 . 1 2	1 . 1 2	1 . 1 2	1 . 1 2	1 . 1 2	1 . 1 2	1 . 1 2	1 . 1 2	1 . 1 2	1 . 1 2	1 . 1 2	1 . 1 2	1 . 1 2	1 . 1 2	1 . 1 2	1 . 1 2	1 . 1 2	1 . 1 2	1 . 1 2	1 . 1 2	1 . 1 2	1 . 1 2	1 . 1 2	1 . 1 2	1 . 1 2	1 . 1 2	1 . 1 2	1 . 1 2	1 . 1 2	1 . 1 2	1 . 1 2	1 . 1 2	1 . 1 2	1 . 1 2	1 . 1 2	1 . 1 2	1 . 1 2	1 . 1 2	1 . 1 2	1 . 1 2	1 . 1 2	1 . 1 2	1 . 1 2	1 . 1 2	1 . 1 2	1 . 1 2	1 . 1 2	1 . 1 2	1 . 1 2	1 . 1 2	1 . 1 2	1 . 1 2	1 . 1 2	1 . 1 2	1 . 1 2	1 . 1 2	1 . 1 2	1 . 1 2	1 . 1 2	1 . 1 2	1 . 1 2	1 . 1 2	1 . 1 2	1 . 1 2	1 . 1 2	1 . 1 2	1 . 1 2	1 . 1 2	1 . 1 2	1 . 1 2	1 . 1 2	1 . 1 2	1 . 1 2	1 . 1 2	1 . 1 2	1 . 1 2	1 . 1 2	1 . 1 2	1 . 1 2	1 . 1 2	1 . 1 2	1 . 1 2	1 . 1 2	1 . 1 2	1 . 1 2	1 . 1 2	1 . 1 2	1 . 1 2	1 . 1 2	1 . 1 2	1 . 1 2	1 . 1 2	1 . 1 2	1 . 1 2	1 . 1 2	1 . 1 2	1 . 1 2	1 . 1 2	1 . 1 2	1 . 1 2	1 . 1 2	1 . 1 2	1 . 1 2	1 . 1 2	1 . 1 2	1 . 1 2	1 . 1 2	1 . 1 2	1 . 1 2	1 . 1 2	1 . 1 2	1 . 1 2	1 . 1 2	1 . 1 2	1 . 1 2	1 . 1 2	1 . 1 2	1 . 1 2	1 . 1 2	1 . 1 2	1 . 1 2	1 . 1 2	1 . 1 2	1 . 1 2	1 . 1 2	1 . 1 2	1 . 1 2	1 . 1 2	1 . 1 2	1 . 1 2	1 . 1 2	1 . 1 2	1 . 1 2	1 . 1 2	1 . 1 2	1 . 1 2	1 . 1 2	1 . 1 2	1 . 1 2	1 . 1 2	1 . 1 2	1 . 1 2	1 . 1 2	1 .

5. SOUTH WESTERN DIVISION. 1849. DEATHS FROM CHOLERA AND DIARRHŒA, with the Ages at which they occurred, and the Duration of Attack.

AGE.	Total.	Sex.	Causes of Death.	Deaths.	HOURS.				Total under 1 Day.	DAYS.												42 and upwards																																																																																																																																																																																																																																																																																																																																																																																																																																																																																																																																																																																																																																																																																																																																																																																																																																																																																																																																																																																																																																																																																																																																																																																				
					0	6	12	18		1	2	3	4	5	6	7	8	9	10	14	21		28	35																																																																																																																																																																																																																																																																																																																																																																																																																																																																																																																																																																																																																																																																																																																																																																																																																																																																																																																																																																																																																																																																																																																																																																																		
Under 1 Year.	61	{ Males Females	Chol.	30	1	•	2	4	7	6	4	5	3	2	•	1	1	•	•	•	•	•	•	•	•	•	•	•	•	•	•	•	•	•	•	•	•	•	•	•	•	•	•	•	•	•	•	•	•	•	•	•	•	•	•	•	•	•	•	•	•	•	•	•	•	•	•	•	•	•	•	•	•	•	•	•	•	•	•	•	•	•	•	•	•	•	•	•	•	•	•	•	•	•	•	•	•	•	•	•	•	•	•	•	•	•	•	•	•	•	•	•	•	•	•	•	•	•	•	•	•	•	•	•	•	•	•	•	•	•	•	•	•	•	•	•	•	•	•	•	•	•	•	•	•	•	•	•	•	•	•	•	•	•	•	•	•	•	•	•	•	•	•	•	•	•	•	•	•	•	•	•	•	•	•	•	•	•	•	•	•	•	•	•	•	•	•	•	•	•	•	•	•	•	•	•	•	•	•	•	•	•	•	•	•	•	•	•	•	•	•	•	•	•	•	•	•	•	•	•	•	•	•	•	•	•	•	•	•	•	•	•	•	•	•	•	•	•	•	•	•	•	•	•	•	•	•	•	•	•	•	•	•	•	•	•	•	•	•	•	•	•	•	•	•	•	•	•	•	•	•	•	•	•	•	•	•	•	•	•	•	•	•	•	•	•	•	•	•	•	•	•	•	•	•	•	•	•	•	•	•	•	•	•	•	•	•	•	•	•	•	•	•	•	•	•	•	•	•	•	•	•	•	•	•	•	•	•	•	•	•	•	•	•	•	•	•	•	•	•	•	•	•	•	•	•	•	•	•	•	•	•	•	•	•	•	•	•	•	•	•	•	•	•	•	•	•	•	•	•	•	•	•	•	•	•	•	•	•	•	•	•	•	•	•	•	•	•	•	•	•	•	•	•	•	•	•	•	•	•	•	•	•	•	•	•	•	•	•	•	•	•	•	•	•	•	•	•	•	•	•	•	•	•	•	•	•	•	•	•	•	•	•	•	•	•	•	•	•	•	•	•	•	•	•	•	•	•	•	•	•	•	•	•	•	•	•	•	•	•	•	•	•	•	•	•	•	•	•	•	•	•	•	•	•	•	•	•	•	•	•	•	•	•	•	•	•	•	•	•	•	•	•	•	•	•	•	•	•	•	•	•	•	•	•	•	•	•	•	•	•	•	•	•	•	•	•	•	•	•	•	•	•	•	•	•	•	•	•	•	•	•	•	•	•	•	•	•	•	•	•	•	•	•	•	•	•	•	•	•	•	•	•	•	•	•	•	•	•	•	•	•	•	•	•	•	•	•	•	•	•	•	•	•	•	•	•	•	•	•	•	•	•	•	•	•	•	•	•	•	•	•	•	•	•	•	•	•	•	•	•	•	•	•	•	•	•	•	•	•	•	•	•	•	•	•	•	•	•	•	•	•	•	•	•	•	•	•	•	•	•	•	•	•	•	•	•	•	•	•	•	•	•	•	•	•	•	•	•	•	•	•	•	•	•	•	•	•	•	•	•	•	•	•	•	•	•	•	•	•	•	•	•	•	•	•	•	•	•	•	•	•	•	•	•	•	•	•	•	•	•	•	•	•	•	•	•	•	•	•	•	•	•	•	•	•	•	•	•	•	•	•	•	•	•	•	•	•	•	•	•	•	•	•	•	•	•	•	•	•	•	•	•	•	•	•	•	•	•	•	•	•	•	•	•	•	•	•	•	•	•	•	•	•	•	•	•	•	•	•	•	•	•	•	•	•	•	•	•	•	•	•	•	•	•	•	•	•	•	•	•	•	•	•	•	•	•	•	•	•	•	•	•	•	•	•	•	•	•	•	•	•	•	•	•	•	•	•	•	•	•	•	•	•	•	•	•	•	•	•	•	•	•	•	•	•	•	•	•	•	•	•	•	•	•	•	•	•	•	•	•	•	•	•	•	•	•	•	•	•	•	•	•	•	•	•	•	•	•	•	•	•	•	•	•	•	•	•	•	•	•	•	•	•	•	•	•	•	•	•	•	•	•	•	•	•	•	•	•	•	•	•	•	•	•	•	•	•	•	•	•	•	•	•	•	•	•	•	•	•	•	•	•	•	•	•	•	•	•	•	•	•	•	•	•	•	•	•	•	•	•	•	•	•	•	•	•	•	•	•	•	•	•	•	•	•	•	•	•	•	•	•	•	•	•	•	•	•	•	•	•	•	•	•	•	•	•	•	•	•	•	•	•	•	•	•	•	•	•	•	•	•	•	•	•	•	•	•	•	•	•	•	•	•	•	•	•	•	•	•	•	•	•	•	•	•	•	•	•	•	•	•	•	•	•	•	•	•	•	•	•	•	•	•	•	•	•	•	•	•	•	•	•	•	•	•	•	•	•	•	•	•	•	•	•	•	•	•	•	•	•	•	•	•	•	•	•	•	•	•	•	•	•	•	•	•	•	•	•	•	•	•	•	•	•	•	•	•	•	•	•	•	•	•	•	•	•	•	•	•	•	•	•	•	•	•	•	•	•	•	•	•	•	•	•	•	•	•	•	•	•	•	•	•	•	•	•	•	•	•	•	•	•	•	•	•	•	•	•	•	•	•	•	•	•	•	•	•	•	•	•	•	•	•	•	•	•	•	•	•	•	•	•	•	•	•	•	•	•	•	•	•

6. WEST MIDLAND DIVISION. 1849. DEATHS FROM CHOLERA AND DIARRHŒA, with the Ages at which they occurred, and the Duration of Attack.

AGE.	Total.	Sex.	Causes of Death.	Deaths.	HOURS.				Total under 1 Day.	DAYS.													42 and upwards.																																																																																																																																																																																																																																																																																																																																																																																																																																																																																																																		
					0	6	12	18		1	2	3	4	5	6	7	8	9	10	14	21	28		35																																																																																																																																																																																																																																																																																																																																																																																																																																																																																																																	
Under 1 Year.	58	{ Males Females	Chol. Chol.	29 29	.	4 1	2 6	.	6 8	6 6	6 2	5 3	3 8	1 1	1 .	1

6. WEST MIDLAND DIVISION. 1849. Deaths from Cholera and Diarrhœa, &c.—continued.

AGE.	Total.	Sex.	Cause of Death.	Deaths.	HOURS.				Total under 1 Day.	DAYS.												42 and upwards			
					0	6	12	18		1	2	3	4	5	6	7	8	9	10	14	21		28	35	
40 Years	190	{ Males	Chol.	95	1	20	16	17	54	12	6	7	4	6	2	1	.	.	1	.	.	2	.	.	
		{ Females	Chol.	95	.	15	26	13	54	18	4	3	1	5	2	2	2	1	1	2	.	.	.		
45	156	{ Males	Diarrh.	11	1	2	4		
		{ Females	Diarrh.	7	1	2	1	.	1	2		
50	149	{ Males	Chol.	89	1	5	27	9	42	13	19	8	.	2	1	2	.	2		
		{ Females	Chol.	67	1	7	22	5	35	12	8	3	4	1	3	1		
55	118	{ Males	Diarrh.	10	1	3	.	1	.	1	2	.	.		
		{ Females	Diarrh.	7	1	1	.	2	3	.	.		
60	120	{ Males	Chol.	80	1	10	21	5	37	13	9	8	5	4	.	3	.	.	1		
		{ Females	Chol.	69	.	10	18	11	39	15	5	2	2	.	1	5		
65	27	{ Males	Diarrh.	9	1	.	1	.	2	.	.	1	1	.	.	2		
		{ Females	Diarrh.	9	1	1	1	2	2	.	1	1		
70	135	{ Males	Chol.	65	1	11	16	9	37	12	6	2	1	1	2	1	.	2	.	.	1	.	.		
		{ Females	Chol.	55	.	4	15	8	27	17	5	1	2	2	1		
75	34	{ Males	Diarrh.	19	.	.	1	1	1	1	3	1	2	.	1	2	1	2	.	1		
		{ Females	Diarrh.	8	.	.	1	3	1	2	.	.	1	.		
80	97	{ Males	Chol.	68	1	8	20	6	35	10	10	4	4	1	1	1	1	.	1		
		{ Females	Chol.	67	.	8	18	10	36	21	6	1	.	1	1		
85	36	{ Males	Diarrh.	17	2	1	2	1	3	.	.	1	2	3	1	1		
		{ Females	Diarrh.	17	1	.	.	1	.	2	1	.	2	1	.	1	3	.		
90	53	{ Males	Chol.	46	.	3	6	4	13	15	7	6	1	1	1	1	.	.	.	1	.	.	.		
		{ Females	Chol.	51	.	3	13	4	20	13	4	5	4	.	1	2	.	.	.	2	.	.	.		
95	65	{ Males	Diarrh.	19	2	1	.	3	2	1	1	1	.	3	2	.		
		{ Females	Diarrh.	17	2	1	1	.	1	1	2	2	.		
100	53	{ Males	Chol.	30	.	3	7	2	12	10	2	1	3	1	1		
		{ Females	Chol.	35	.	2	11	.	13	15	1	3	1	.	.	2		
105	53	{ Males	Diarrh.	27	.	1	1	1	4	3	1	1	5	1	.	.	3	1	1	.		
		{ Females	Diarrh.	26	1	2	3	1	1	3	.	1	2	3	1	1	.		

6. WEST MIDLAND DIVISION. 1849. Deaths from Cholera and Diarrhoea, &c.—continued.

AGE.	Total.	Sex.	Causes of Death.	Deaths.	HOURS.				Total under 1 Day.	DAYS.												42 and upwards																																																																																																																																																																																																																																																																																																																																																																																																																																																																																																																																																																																																																																																																																																																																																																																																																																																																																																																																																																																																																																																																																																																																																																																										
					0	6	12	18		1	2	3	4	5	6	7	8	9	10	14	21		28	35																																																																																																																																																																																																																																																																																																																																																																																																																																																																																																																																																																																																																																																																																																																																																																																																																																																																																																																																																																																																																																																																																																																																																																																								
75 Years	34	{ Males Females	Chol. Chol.	17 17	.	2	6	2	10	5	.	1	1

7. NORTH MIDLAND DIVISION. 1849. DEATHS FROM CHOLERA AND DIARRHŒA, with the Ages at which they occurred, and the Duration of Attack.

AGE.	Total.	Sex.	Causes of Death.	Deaths.	HOURS.				Total under 1 Day.	DAYS.												42 and upwards																																																																																																																																																																																																																																																																																																																																																																																																																																																																																																																																																																																																																																																																																																																																																																																																																																																																																																																																																																																																																																																																																																																																																																																																																																
					0	6	12	18		1	2	3	4	5	6	7	8	9	10	14	21		28	35																																																																																																																																																																																																																																																																																																																																																																																																																																																																																																																																																																																																																																																																																																																																																																																																																																																																																																																																																																																																																																																																																																																																																																																																																														
Under 1 Year.	9	{ Males Females	Chol.	4	.	1	.	.	1	.	.	1	.	.	.	1	.	.	.	1

7. NORTH MIDLAND DIVISION. 1849. Deaths from Cholera and Diarrhoea, &c.—continued.

AGE.	Total.	Sex.	Causes of Death.	Deaths.	HOURS.				Total under 1 Day.	DAYS.												42 and upwards																																																																																																																																																																																																																																																																																																																																																																																																																																																																																																																																																																																																																																																																																																																																																																																																																																																																																																																																																																																																																																																																																																																																																																																												
					0	6	12	18		1	2	3	4	5	6	7	8	9	10	14	21		28	35																																																																																																																																																																																																																																																																																																																																																																																																																																																																																																																																																																																																																																																																																																																																																																																																																																																																																																																																																																																																																																																																																																																																																																																										
5 Years.	27	{ Males	Chol.	16	.	3	5	1	9	2	1	2	.	.	.	1	.	1

7. NORTH MIDLAND DIVISION. 1849. Deaths from Cholera and Diarrhoea, &c.—continued.

AGE.	Total.	Sex.	Causes of Death.	Deaths.	HOURS.				Total under 1 Day.	DAYS.												42 and upwards																																																																																																																																																																																																																																																																																																																																																																																																																																																																																																																																																																																																																																																																																																																																																																																																																																																																																																																																																																																																																																																																																																																																																																		
					0	6	12	18		1	2	3	4	5	6	7	8	9	10	14	21		28	35																																																																																																																																																																																																																																																																																																																																																																																																																																																																																																																																																																																																																																																																																																																																																																																																																																																																																																																																																																																																																																																																																																																																																																
40 Years	25	{ Males Females	Chol. Chol.	12 13	1 .	3 3	1 3	. .	5 6	2 3	2 .	2 3</

8. NORTH WESTERN DIVISION. 1849. DEATHS FROM CHOLERA AND DIARRHŒA, with the Ages at which they occurred, and the Duration of Attack.

AGE.	Total.	Sex.	Causes of Death.	Deaths.	HOURS.				Total under 1 Day.	DAYS.												42 and upwards																																																																																																																																																																																																																																																																																																																																																																																																																																																																																																																																																																																																																																																																																																																																																																																																																																																																																																																																																																																																																																																																																																																																																																											
					0	6	12	18		1	2	3	4	5	6	7	8	9	10	14	21		28	35																																																																																																																																																																																																																																																																																																																																																																																																																																																																																																																																																																																																																																																																																																																																																																																																																																																																																																																																																																																																																																																																																																																																																																									
Under 1 Year.	122	{ Males Females	Chol. Chol.	67 55	2	5	10	3	20	15	10	8	4	1	3	1	1	1	1	1	1	1	1	1	1	1	1	1	1	1	1	1	1	1	1	1	1	1	1	1	1	1	1	1	1	1	1	1	1	1	1	1	1	1	1	1	1	1	1	1	1	1	1	1	1	1	1	1	1	1	1	1	1	1	1	1	1	1	1	1	1	1	1	1	1	1	1	1	1	1	1	1	1	1	1	1	1	1	1	1	1	1	1	1	1	1	1	1	1	1	1	1	1	1	1	1	1	1	1	1	1	1	1	1	1	1	1	1	1	1	1	1	1	1	1	1	1	1	1	1	1	1	1	1	1	1	1	1	1	1	1	1	1	1	1	1	1	1	1	1	1	1	1	1	1	1	1	1	1	1	1	1	1	1	1	1	1	1	1	1	1	1	1	1	1	1	1	1	1	1	1	1	1	1	1	1	1	1	1	1	1	1	1	1	1	1	1	1	1	1	1	1	1	1	1	1	1	1	1	1	1	1	1	1	1	1	1	1	1	1	1	1	1	1	1	1	1	1	1	1	1	1	1	1	1	1	1	1	1	1	1	1	1	1	1	1	1	1	1	1	1	1	1	1	1	1	1	1	1	1	1	1	1	1	1	1	1	1	1	1	1	1	1	1	1	1	1	1	1	1	1	1	1	1	1	1	1	1	1	1	1	1	1	1	1	1	1	1	1	1	1	1	1	1	1	1	1	1	1	1	1	1	1	1	1	1	1	1	1	1	1	1	1	1	1	1	1	1	1	1	1	1	1	1	1	1	1	1	1	1	1	1	1	1	1	1	1	1	1	1	1	1	1	1	1	1	1	1	1	1	1	1	1	1	1	1	1	1	1	1	1	1	1	1	1	1	1	1	1	1	1	1	1	1	1	1	1	1	1	1	1	1	1	1	1	1	1	1	1	1	1	1	1	1	1	1	1	1	1	1	1	1	1	1	1	1	1	1	1	1	1	1	1	1	1	1	1	1	1	1	1	1	1	1	1	1	1	1	1	1	1	1	1	1	1	1	1	1	1	1	1	1	1	1	1	1	1	1	1	1	1	1	1	1	1	1	1	1	1	1	1	1	1	1	1	1	1	1	1	1	1	1	1	1	1	1	1	1	1	1	1	1	1	1	1	1	1	1	1	1	1	1	1	1	1	1	1	1	1	1	1	1	1	1	1	1	1	1	1	1	1	1	1	1	1	1	1	1	1	1	1	1	1	1	1	1	1	1	1	1	1	1	1	1	1	1	1	1	1	1	1	1	1	1	1	1	1	1	1	1	1	1	1	1	1	1	1	1	1	1	1	1	1	1	1	1	1	1	1	1	1	1	1	1	1	1	1	1	1	1	1	1	1	1	1	1	1	1	1	1	1	1	1	1	1	1	1	1	1	1	1	1	1	1	1	1	1	1	1	1	1	1	1	1	1	1	1	1	1	1	1	1	1	1	1	1	1	1	1	1	1	1	1	1	1	1	1	1	1	1	1	1	1	1	1	1	1	1	1	1	1	1	1	1	1	1	1	1	1	1	1	1	1	1	1	1	1	1	1	1	1	1	1	1	1	1	1	1	1	1	1	1	1	1	1	1	1	1	1	1	1	1	1	1	1	1	1	1	1	1	1	1	1	1	1	1	1	1	1	1	1	1	1	1	1	1	1	1	1	1	1	1	1	1	1	1	1	1	1	1	1	1	1	1	1	1	1	1	1	1	1	1	1	1	1	1	1	1	1	1	1	1	1	1	1	1	1	1	1	1	1	1	1	1	1	1	1	1	1	1	1	1	1	1	1	1	1	1	1	1	1	1	1	1	1	1	1	1	1	1	1	1	1	1	1	1	1	1	1	1	1	1	1	1	1	1	1	1	1	1	1	1	1	1	1	1	1	1	1	1	1	1	1	1	1	1	1	1	1	1	1	1	1	1	1	1	1	1	1	1	1	1	1	1	1	1	1	1	1	1	1	1	1	1	1	1	1	1	1	1	1	1	1	1	1	1	1	1	1	1	1	1	1	1	1	1	1	1	1	1	1	1	1	1	1	1	1	1	1	1	1	1	1	1	1	1	1	1	1	1	1	1	1	1	1	1	1	1	1	1	1	1	1	1	1	1	1	1	1	1	1	1	1	1	1	1	1	1	1	1	1	1	1	1	1	1	1	1	1	1	1	1	1	1	1	1	1	1	1	1	1	1	1	1	1	1	1	1	1	1	1	1	1	1	1	1	1	1	1	1	1	1	1	1	1	1	1	1	1	1	1	1	1	1	1	1	1	1	1	1	1	1	1	1	1	1	1	1	1	1	1	1	1	1	1	1	1	1	1	1	1	1	1	1	1	1	1	1	1	1	1	1	1	1	1	1	1	1	1	1	1	1	1	1	1	1	1	1	1	1	1	1	1	1	1	1	1	1	1	1	1	1	1	1	1	1	1	1	1	1	1	1	1	1	1	1	1	1	1	1	1	1	1	1	1	1	1	1	1	1	1	1	1	1	1	1	1	1	1	1	1	1	1	1	1	1	1	1	1	1	1	1	1	1	1	1	1	1	1	1	1	1	1	1	1	1	1	1	1	1	1	1	1	1	1	1	1	1	1	1	1	1	1

8. NORTH WESTERN DIVISION. 1849. Deaths from Cholera and Diarrhœa, &c.—continued.

AGE.	Total.	Sex.	Causes of Death.	Deaths.	HOURS.				Total under 1 Day.	DAYS.														
					0	6	12	18		1	2	3	4	5	6	7	8	9	10	14	21	28	35	42 and upwards
40 Years	461	{ Males	Chol.	216	5	27	53	20	105	41	19	13	13	10	3	5	2	3	.	1	1	.	.	.
		{ Females	Chol.	245	.	33	71	22	126	54	16	14	10	5	10	6	1	1	.	1	.	.	.	1
45	29	{ Males	Diarrh.	9	1	3	2	1	2	.	.
		{ Females	Diarrh.	20	.	1	1	.	2	.	3	4	2	.	1	3	.	1	1	.	2	.	.	1
45	463	{ Males	Chol.	230	2	28	49	22	101	44	30	20	20	12	10	2	6	2	1	1
		{ Females	Chol.	233	1	23	63	33	120	48	21	15	12	2	4	6	2	2	.	1	1	1	.	.
50	31	{ Males	Diarrh.	22	.	.	2	.	2	2	2	1	1	1	1	2	1	1	1	2	1	2	1	2
		{ Females	Diarrh.	9	1	1	1	1	1	2	2	.	.	1
50	413	{ Males	Chol.	180	3	20	48	20	91	33	20	8	10	7	2	4	1	1	2	2
		{ Females	Chol.	233	3	23	66	25	117	55	23	14	6	4	1	4	1	3	3	.	.	2	.	.
55	37	{ Males	Diarrh.	19	.	.	1	.	1	.	2	2	2	.	3	2	3	1	1	1	.	.	.	3
		{ Females	Diarrh.	18	1	1	1	.	1	1	.	1	1	1	2	1	.	.	6
55	291	{ Males	Chol.	135	2	24	23	14	63	27	21	11	11	2	3	4	4
		{ Females	Chol.	156	1	19	36	26	82	35	12	10	4	5	2	2	2	.	3	1
60	49	{ Males	Diarrh.	31	.	.	1	.	2	2	2	3	2	2	3	3	5	.	1	2	2	.	1	3
		{ Females	Diarrh.	18	1	1	2	.	.	2	1	1	1	.	5	1	.	.	3
60	305	{ Males	Chol.	125	1	12	32	11	56	29	13	12	5	4	.	4	.	1	1
		{ Females	Chol.	180	1	18	52	17	88	48	17	10	6	4	4	2	2	.	1
65	55	{ Males	Diarrh.	30	1	.	.	.	1	4	1	1	1	2	3	3	5	1	1	3	3	1	.	1
		{ Females	Diarrh.	25	.	.	1	.	1	.	.	.	3	4	2	1	1	1	.	2	4	2	.	4
65	200	{ Males	Chol.	94	.	9	24	7	40	21	9	6	8	3	1	2	1	.	2	1
		{ Females	Chol.	106	1	8	21	19	49	29	12	5	5	1	1	.	2	1	1	1
70	49	{ Males	Diarrh.	21	.	.	1	.	1	.	1	1	1	2	.	3	2	1	.	.	2	3	1	.
		{ Females	Diarrh.	28	.	1	.	1	2	.	2	1	1	1	.	2	2	.	.	3	6	4	.	5
70	123	{ Males	Chol.	68	.	7	13	13	33	21	5	3	1	2	1	1	1	.	1
		{ Females	Chol.	55	.	3	8	7	18	13	7	9	1	1	3	1	1	1	1	1	1	.	.	.
70	51	{ Males	Diarrh.	28	.	.	.	1	1	.	1	1	1	3	1	1	2	.	1	.	2	5	.	1
		{ Females	Diarrh.	23	.	.	1	.	1	2	2	2	2	2	3	.	1	1	1	1	1	1	1	1

9. YORK DIVISION. 1849. DEATHS FROM CHOLERA AND DIARRHŒA, with the Ages at which they occurred, and the Duration of Attack.

AGE.	Total.	Sex.	Causes of Death.	Deaths.	HOURS.				Total under 1 Day.	DAYS.												42 and upwards																																																																																																																																																																																																																																																																																																																																																																																																																																																																																																																																																																																																																																																																																																																																																																																																																																																																																																																																																																																																																																																																																																																																																																																										
					0	6	12	18		1	2	3	4	5	6	7	8	9	10	14	21		28	35																																																																																																																																																																																																																																																																																																																																																																																																																																																																																																																																																																																																																																																																																																																																																																																																																																																																																																																																																																																																																																																																																																																																																																																								
Under 1 Year.	89	{ Males Females }	Chol. Chol.	47 42	•	3	4	4	11	6	5	7	5	5	2	5	3	5	•	•	2	•	•	•	•	•	•	•	•	•	•	•	•	•	•	•	•	•	•	•	•	•	•	•	•	•	•	•	•	•	•	•	•	•	•	•	•	•	•	•	•	•	•	•	•	•	•	•	•	•	•	•	•	•	•	•	•	•	•	•	•	•	•	•	•	•	•	•	•	•	•	•	•	•	•	•	•	•	•	•	•	•	•	•	•	•	•	•	•	•	•	•	•	•	•	•	•	•	•	•	•	•	•	•	•	•	•	•	•	•	•	•	•	•	•	•	•	•	•	•	•	•	•	•	•	•	•	•	•	•	•	•	•	•	•	•	•	•	•	•	•	•	•	•	•	•	•	•	•	•	•	•	•	•	•	•	•	•	•	•	•	•	•	•	•	•	•	•	•	•	•	•	•	•	•	•	•	•	•	•	•	•	•	•	•	•	•	•	•	•	•	•	•	•	•	•	•	•	•	•	•	•	•	•	•	•	•	•	•	•	•	•	•	•	•	•	•	•	•	•	•	•	•	•	•	•	•	•	•	•	•	•	•	•	•	•	•	•	•	•	•	•	•	•	•	•	•	•	•	•	•	•	•	•	•	•	•	•	•	•	•	•	•	•	•	•	•	•	•	•	•	•	•	•	•	•	•	•	•	•	•	•	•	•	•	•	•	•	•	•	•	•	•	•	•	•	•	•	•	•	•	•	•	•	•	•	•	•	•	•	•	•	•	•	•	•	•	•	•	•	•	•	•	•	•	•	•	•	•	•	•	•	•	•	•	•	•	•	•	•	•	•	•	•	•	•	•	•	•	•	•	•	•	•	•	•	•	•	•	•	•	•	•	•	•	•	•	•	•	•	•	•	•	•	•	•	•	•	•	•	•	•	•	•	•	•	•	•	•	•	•	•	•	•	•	•	•	•	•	•	•	•	•	•	•	•	•	•	•	•	•	•	•	•	•	•	•	•	•	•	•	•	•	•	•	•	•	•	•	•	•	•	•	•	•	•	•	•	•	•	•	•	•	•	•	•	•	•	•	•	•	•	•	•	•	•	•	•	•	•	•	•	•	•	•	•	•	•	•	•	•	•	•	•	•	•	•	•	•	•	•	•	•	•	•	•	•	•	•	•	•	•	•	•	•	•	•	•	•	•	•	•	•	•	•	•	•	•	•	•	•	•	•	•	•	•	•	•	•	•	•	•	•	•	•	•	•	•	•	•	•	•	•	•	•	•	•	•	•	•	•	•	•	•	•	•	•	•	•	•	•	•	•	•	•	•	•	•	•	•	•	•	•	•	•	•	•	•	•	•	•	•	•	•	•	•	•	•	•	•	•	•	•	•	•	•	•	•	•	•	•	•	•	•	•	•	•	•	•	•	•	•	•	•	•	•	•	•	•	•	•	•	•	•	•	•	•	•	•	•	•	•	•	•	•	•	•	•	•	•	•	•	•	•	•	•	•	•	•	•	•	•	•	•	•	•	•	•	•	•	•	•	•	•	•	•	•	•	•	•	•	•	•	•	•	•	•	•	•	•	•	•	•	•	•	•	•	•	•	•	•	•	•	•	•	•	•	•	•	•	•	•	•	•	•	•	•	•	•	•	•	•	•	•	•	•	•	•	•	•	•	•	•	•	•	•	•	•	•	•	•	•	•	•	•	•	•	•	•	•	•	•	•	•	•	•	•	•	•	•	•	•	•	•	•	•	•	•	•	•	•	•	•	•	•	•	•	•	•	•	•	•	•	•	•	•	•	•	•	•	•	•	•	•	•	•	•	•	•	•	•	•	•	•	•	•	•	•	•	•	•	•	•	•	•	•	•	•	•	•	•	•	•	•	•	•	•	•	•	•	•	•	•	•	•	•	•	•	•	•	•	•	•	•	•	•	•	•	•	•	•	•	•	•	•	•	•	•	•	•	•	•	•	•	•	•	•	•	•	•	•	•	•	•	•	•	•	•	•	•	•	•	•	•	•	•	•	•	•	•	•	•	•	•	•	•	•	•	•	•	•	•	•	•	•	•	•	•	•	•	•	•	•	•	•	•	•	•	•	•	•	•	•	•	•	•	•	•	•	•	•	•	•	•	•	•	•	•	•	•	•	•	•	•	•	•	•	•	•	•	•	•	•	•	•	•	•	•	•	•	•	•	•	•	•	•	•	•	•	•	•	•	•	•	•	•	•	•	•	•	•	•	•	•	•	•	•	•	•	•	•	•	•	•	•	•	•	•	•	•	•	•	•	•	•	•	•	•	•	•	•	•	•	•	•	•	•	•	•	•	•	•	•	•	•	•	•	•	•	•	•	•	•	•	•	•	•	•	•	•	•	•	•	•	•	•	•	•	•	•	•	•	•	•	•	•	•	•	•	•	•	•	•	•	•	•	•	•	•	•	•	•	•	•	•	•	•	•	•	•	•	•	•	•	•	•	•	•	•	•	•	•	•	•	•	•	•	•	•	•	•	•	•	•	•	•	•	•	•	•	•	•	•	•	•	•	•	•	•	•	•	•	•	•	•	•	•	•	•	•	•	•	•	•	•	•	•	•	•	•	•	•	•	•	•	•	•	•	•	•	•	•	•	•	•	•	•	•	•	•	•	•	•	•	•	•	•	•</

9. YORK DIVISION. 1849. Deaths from Cholera and Diarrhoea, &c.—continued.

AGE.	Total.	Sex.	Causes of Death.	Deaths.	HOURS.				Total under 1 Day.	DAYS.												42 and upwards		
					0	6	12	18		1	2	3	4	5	6	7	8	9	10	14	21		28	35
5 Years.	294	Males	Chol.	129	2	25	40	9	76	18	8	4	3	7	7	3	.	1	2	2
		Females	Chol.	165	1	39	48	15	103	16	15	9	2	6	2	7	.	2	1	2
10	27	Males	Diarrh.	14	.	.	.	1	1	3	2	.	2	2	1	.	.	.	1	1	1	1	3	.
		Females	Diarrh.	13	.	.	.	1	2	.	1	1	1	.	1	1
15	178	Males	Chol.	92	1	8	30	8	47	15	9	4	1	3	3	2	2	1	5	1
		Females	Chol.	86	1	13	29	10	53	13	5	.	4	4	3	3	3	2	1	1
20	10	Males	Diarrh.	6	1	1	.	.	1	2	.	.	1	2
		Females	Diarrh.	4	2	2
25	146	Males	Chol.	68	.	9	15	4	28	14	5	4	4	1	2	4	2	1	2	1
		Females	Chol.	78	.	13	20	6	39	15	9	.	3	3	2	1	2	.	4	3
30	11	Males	Diarrh.	6	1	1	1	1	1	.	.	.	3
		Females	Diarrh.	5	1	1	1	1
35	258	Males	Chol.	113	3	23	16	9	51	19	10	6	9	2	5	3	3	3	2	1	2	1	.	.
		Females	Chol.	145	2	24	41	21	88	24	5	8	4	2	2	4	3	2	1	1	1	3	.	.
40	13	Males	Diarrh.	6	1	.	2	1	3
		Females	Diarrh.	7	3
45	325	Males	Chol.	144	5	25	39	19	88	17	10	10	6	1	2	5	.	1	2	2	2	3	.	.
		Females	Chol.	181	1	28	44	22	95	29	15	8	10	10	4	4	4	2	.	2	5	3	.	.
50	17	Males	Diarrh.	7	1	1	1	1	1	1	1	.	1	1	1	1	1
		Females	Diarrh.	10	1	1	.	2	1	1	.	.
55	338	Males	Chol.	145	2	30	44	14	90	17	12	6	2	3	4	2	1	3	1	2	1	1	.	.
		Females	Chol.	193	1	30	54	23	108	24	13	10	13	7	2	2	3	3	2	3	2	.	.	.
60	19	Males	Diarrh.	7	1	1	1	1	1	1	1	.	2
		Females	Diarrh.	12	1	..	1	2	.	1	1	1	1	.	.	.	2	1	.	.
65	301	Males	Chol.	152	2	30	46	11	89	24	9	11	11	1	5	1	1	1	4	1	1	.	.	.
		Females	Chol.	149	1	28	43	11	83	32	8	8	2	3	.	.	6	1	.	4	1	1	.	.
70	13	Males	Diarrh.	5	1	1	2	2	.	1
		Females	Diarrh.	8	1	1	1	1	1	1	.	.	1

9. YORK DIVISION. 1849. Deaths from Cholera and Diarrhœa, &c.—*continued.*

AGE.	Total.	Sex.	Causes of Deaths.	Deaths.	HOURS.				Total under 1 Day.	DAYS.												42 and upwards		
					0	6	12	18		1	2	3	4	5	6	7	8	9	10	14	21		28	35
40 Years	304	{ Males Females	Chol. Chol.	165 139	1	23	42	22	88	25	15	9	10	3	1	7	.	1	1	3	1	.	.	1
					.	22	42	15	79	24	11	4	2	6	4	5	.	.	2	2
45	17	{ Males Females	Diarrh. Diarrh.	9 8	1	2	1	.	.	2
					1
50	292	{ Males Females	Chol. Chol.	142 150	2	19	39	16	76	24	14	11	8	3	2	2	.	1	.	1
					1	15	46	15	77	39	14	3	3	2	2	4	.	.	3	3
55	16	{ Males Females	Diarrh. Diarrh.	9 7	1	.	1	1	.	.	.	1	.	2	3	1	1	1
					2	.	.	1
60	302	{ Males Females	Chol. Chol.	158 144	1	23	43	11	78	33	14	12	5	7	3	3	1	1	.	1
					.	18	36	26	80	30	4	9	7	1	2	1	3	2	1	3
65	20	{ Males Females	Diarrh. Diarrh.	12 8	1	.	.	1	1	.	.	.	1	2	.	.	4
					2	.	1
70	264	{ Males Females	Chol. Chol.	123 141	1	17	31	16	65	28	8	7	3	2	1	6	.	.	1	1	1	1	.	.
					1	19	45	19	84	27	10	6	5	2	.	2	.	1	1	3
75	37	{ Males Females	Diarrh. Diarrh.	15 22	2	.	1	2	.	3	1	.	3	.	2	2	.	.	5
					.	.	1	.	1	.	.	.	1	1	3	.	2	3
80	233	{ Males Females	Chol. Chol.	117 116	.	13	26	20	59	25	11	5	7	1	1	3	.	.	1	4
					1	8	30	26	65	22	7	5	5	2	.	2	3	1	1	3
85	31	{ Males Females	Diarrh. Diarrh.	14 17	1	1	1	.	4	1	.	1	1	2	1	.	1
					2	2	2	1	2	1	.	.	3	2	1	.	.	.
90	194	{ Males Females	Chol. Chol.	104 90	2	11	30	12	55	16	14	8	4	2	.	1	.	1	3
					1	9	19	12	41	24	12	4	3	3	1	1	2	.	.	.
95	37	{ Males Females	Diarrh. Diarrh.	18 19	1	1	4	1	1	2	2	.	1	1	2	.	.	4
					.	.	.	1	1	1	.	3	3	1	.	3	2	.	2	1
100	142	{ Males Females	Chol. Chol.	64 78	.	6	15	6	27	13	8	7	1	3	1	2	.	1	1	1	1	.	.	.
					.	8	20	9	37	26	4	1	2	2	.	1	.	.	2	2	1	.	.	.
105	56	{ Males Females	Diarrh. Diarrh.	25 31	1	1	.	1	2	1	1	2	1	1	2	2	2	2	1	2
					2	1	1	1	2	.	3	.	1	4	2	5	6	.	.

10. NORTHERN DIVISION. 1849. DEATHS FROM CHOLERA AND DIARRHŒA, with the Ages at which they occurred, and the Duration of Attack.

AGE.	Total.	Sex.	Causes of Death.	Deaths.	HOURS.				Total under 1 Day.	DAYS.												42 and upwards																																																																																																																																																																																																																																																																																																																																																																																																																																																																																																																																																																																																																																																																																																																																																																																																																																																																																																																																																																																																																																																																																																																																																																																																							
					0	6	12	18		1	2	3	4	5	6	7	8	9	10	14	21		28	35																																																																																																																																																																																																																																																																																																																																																																																																																																																																																																																																																																																																																																																																																																																																																																																																																																																																																																																																																																																																																																																																																																																																																																																																					
Under 1 Year.	37 175	{ Males Females	Chol. Chol.	22 15	1	1	3	1	6	3	2	2	4	1	1	1	1	1	1	1	1	1	1	1	1	1	1	1	1	1	1	1	1	1	1	1	1	1	1	1	1	1	1	1	1	1	1	1	1	1	1	1	1	1	1	1	1	1	1	1	1	1	1	1	1	1	1	1	1	1	1	1	1	1	1	1	1	1	1	1	1	1	1	1	1	1	1	1	1	1	1	1	1	1	1	1	1	1	1	1	1	1	1	1	1	1	1	1	1	1	1	1	1	1	1	1	1	1	1	1	1	1	1	1	1	1	1	1	1	1	1	1	1	1	1	1	1	1	1	1	1	1	1	1	1	1	1	1	1	1	1	1	1	1	1	1	1	1	1	1	1	1	1	1	1	1	1	1	1	1	1	1	1	1	1	1	1	1	1	1	1	1	1	1	1	1	1	1	1	1	1	1	1	1	1	1	1	1	1	1	1	1	1	1	1	1	1	1	1	1	1	1	1	1	1	1	1	1	1	1	1	1	1	1	1	1	1	1	1	1	1	1	1	1	1	1	1	1	1	1	1	1	1	1	1	1	1	1	1	1	1	1	1	1	1	1	1	1	1	1	1	1	1	1	1	1	1	1	1	1	1	1	1	1	1	1	1	1	1	1	1	1	1	1	1	1	1	1	1	1	1	1	1	1	1	1	1	1	1	1	1	1	1	1	1	1	1	1	1	1	1	1	1	1	1	1	1	1	1	1	1	1	1	1	1	1	1	1	1	1	1	1	1	1	1	1	1	1	1	1	1	1	1	1	1	1	1	1	1	1	1	1	1	1	1	1	1	1	1	1	1	1	1	1	1	1	1	1	1	1	1	1	1	1	1	1	1	1	1	1	1	1	1	1	1	1	1	1	1	1	1	1	1	1	1	1	1	1	1	1	1	1	1	1	1	1	1	1	1	1	1	1	1	1	1	1	1	1	1	1	1	1	1	1	1	1	1	1	1	1	1	1	1	1	1	1	1	1	1	1	1	1	1	1	1	1	1	1	1	1	1	1	1	1	1	1	1	1	1	1	1	1	1	1	1	1	1	1	1	1	1	1	1	1	1	1	1	1	1	1	1	1	1	1	1	1	1	1	1	1	1	1	1	1	1	1	1	1	1	1	1	1	1	1	1	1	1	1	1	1	1	1	1	1	1	1	1	1	1	1	1	1	1	1	1	1	1	1	1	1	1	1	1	1	1	1	1	1	1	1	1	1	1	1	1	1	1	1	1	1	1	1	1	1	1	1	1	1	1	1	1	1	1	1	1	1	1	1	1	1	1	1	1	1	1	1	1	1	1	1	1	1	1	1	1	1	1	1	1	1	1	1	1	1	1	1	1	1	1	1	1	1	1	1	1	1	1	1	1	1	1	1	1	1	1	1	1	1	1	1	1	1	1	1	1	1	1	1	1	1	1	1	1	1	1	1	1	1	1	1	1	1	1	1	1	1	1	1	1	1	1	1	1	1	1	1	1	1	1	1	1	1	1	1	1	1	1	1	1	1	1	1	1	1	1	1	1	1	1	1	1	1	1	1	1	1	1	1	1	1	1	1	1	1	1	1	1	1	1	1	1	1	1	1	1	1	1	1	1	1	1	1	1	1	1	1	1	1	1	1	1	1	1	1	1	1	1	1	1	1	1	1	1	1	1	1	1	1	1	1	1	1	1	1	1	1	1	1	1	1	1	1	1	1	1	1	1	1	1	1	1	1	1	1	1	1	1	1	1	1	1	1	1	1	1	1	1	1	1	1	1	1	1	1	1	1	1	1	1	1	1	1	1	1	1	1	1	1	1	1	1	1	1	1	1	1	1	1	1	1	1	1	1	1	1	1	1	1	1	1	1	1	1	1	1	1	1	1	1	1	1	1	1	1	1	1	1	1	1	1	1	1	1	1	1	1	1	1	1	1	1	1	1	1	1	1	1	1	1	1	1	1	1	1	1	1	1	1	1	1	1	1	1	1	1	1	1	1	1	1	1	1	1	1	1	1	1	1	1	1	1	1	1	1	1	1	1	1	1	1	1	1	1	1	1	1	1	1	1	1	1	1	1	1	1	1	1	1	1	1	1	1	1	1	1	1	1	1	1	1	1	1	1	1	1	1	1	1	1	1	1	1	1	1	1	1	1	1	1	1	1	1	1	1	1	1	1	1	1	1	1	1	1	1	1	1	1	1	1	1	1	1	1	1	1	1	1	1	1	1	1	1	1	1	1	1	1	1	1	1	1	1	1	1	1	1	1	1	1	1	1	1	1	1	1	1	1	1	1	1	1	1	1	1	1	1	1	1	1	1	1	1	1	1	1	1	1	1	1	1	1	1	1	1	1	1	1	1	1	1	1	1	1	1	1	1	1	1	1	1	1	1	1	1	1	1	1	1	1	1	1	1	1	1	1	1	1	1	1	1	1	1	1	1	1	1	1	1	1	1	1	1	1	1	1	1	1	1	1	1	1	1	1	1	1	1	1	1	1	1	1	1	1	1	1	1	1	1	1	1	1	1	1	1	1	1	1	1	1	1	1	1	1	1	1	1	1	1	1	1	1	1	1	1	1	1	1	1	1	1	1	1	1	1	1	1	1	1	1	1	1	1	1	1	1	1	1	1	1	1	1	1	1	1	1	1	1	1	1	1	1	1	1	1	1	1	1	1	1	1	1

10. NORTHERN DIVISION. 1849. DEATHS FROM CHOLERA AND DIARRHOEA, &c.—continued.

AGE.	Total.	Sex.	Causes of Death.	Deaths.	HOURS.				Total under 1 Day.	DAYS.												42 and upwards																																																																																																																																																																																																																																																																																																																																																																																																																																																																																																																																																																																																																																																																																																																																																																																																																																																																																																																																																																																																																																																																																																																																																																
					0	6	12	18		1	2	3	4	5	6	7	8	9	10	14	21		28	35																																																																																																																																																																																																																																																																																																																																																																																																																																																																																																																																																																																																																																																																																																																																																																																																																																																																																																																																																																																																																																																																																																																																																														
5 Years	{ 201 }	{ Males Females }	{ Chol. Chol. }	{ 100 101 }	2	26	20	10	58	16	4	9	6	1	3	1	1	.	1

10. NORTHERN DIVISION. 1849. Deaths from Cholera and Diarrhœa, &c.—continued.

10. NORTHERN DIVISION. 1879.

AGE.	Total.	Sex.	Causes of Death.	Deaths.	HOURS.				Total under 1 Day.	DAYS.												42 and upwards		
					0	6	12	18		1	2	3	4	5	6	7	8	9	10	14	21		28	35
40 Years	198	{ Males Females	Chol. Chol.	94 104	1	17	27	11	56	8	12	7	3	2	1	3	1	.	1	1	.	.	.	
					1	14	36	10	61	21	8	3	4	1	.	3	1	.	1	1	.	.	.	
45	176	{ Males Females	Diarrh. Diarrh.	2 4	1	1	1	.	.	.	1	.	.	1	
						
50	146	{ Males Females	Chol. Chol.	83 93	.	20	24	4	48	14	4	2	6	3	.	2	2	1	.	.	1	.	.	
					.	6	35	10	51	19	6	4	3	1	4	.	2	1	1	.	1	.	.	
55	142	{ Males Females	Diarrh. Diarrh.	.. 3	1	.	1	1	.	.	.	
					
60	146	{ Males Females	Chol. Chol.	57 85	.	5	11	8	24	10	5	6	1	1	1	2	.	1	
					1	13	23	4	41	17	10	8	5	2	1	3	1	.	1	1
65	12	{ Males Females	Diarrh. Diarrh.	7 5	2	1	1	.	.	1	2	
					1	19	8	7	6	
70	146	{ Males Females	Chol. Chol.	74 72	1	9	17	12	39	19	7	5	1	2	1	1	1	.	1	1	.	.	.	
					1	5	22	8	36	15	9	3	1	1	1	3	1	.	1	1
75	96	{ Males Females	Diarrh. Diarrh.	8 4	.	1	.	.	1	
				
80	10	{ Males Females	Chol. Chol.	40 56	1	6	9	4	20	13	5	.	.	3	.	1	
					1	4	13	7	25	18	5	3
85	3	{ Males Females	Diarrh. Diarrh.	3 7	2	
				
90	21	{ Males Females	Chol. Chol.	21 54	1	3	4	3	11	5	1	3	.	.	1	.	1	
					1	4	18	7	30	17	4	1	1	1
95	12	{ Males Females	Diarrh. Diarrh.	5 7	2	1	
					1

10. NORTHERN DIVISION. 1849. Deaths from Cholera and Diarrhœa, &c.—continued.

AGE.	Total.	Sex.	Causes of Death.	Deaths.	HOURS.				Total under 1 Day.	DAYS.												42 and upwards.			
					0	6	12	18		1	2	3	4	5	6	7	8	9	10	14	21		28	35	
75 Years	49	{ Males Females	Chol. Chol.	25 24	.	.	6	5	11	5	3	1	.	1	2	2	.	.	.		
					.	4	5	5	14	5	2	1	1	1	
80	31	{ Males Females	Chol. Chol.	16 15	.	1	6	2	9	6	1		
					.	.	6	3	9	6	3	1	
85	10	{ Males Females	Diarrh. Diarrh.	3 7	.	.	1	.	1	.	.	.	2	1	1	2	.	.		
					.	1	1	.	2	1	1	.	.	.	
90	7	{ Males Females	Chol. Chol.	2 5	2		
					.	1	1	.	2	
95	4	{ Males Females	Diarrh. Diarrh.	2 2	1	1	.	.	.		
					1	1	.	.	.
100 and upwards	1	{ Males Females	Chol. Chol.	.. 1		
					1
95	..	{ Males Females	Diarrh. Diarrh.		
				
100 and upwards	..	{ Males Females	Chol. Chol.		
				
?	..	{ Males Females	Diarrh. Diarrh.		
				
?	..	{ Males Females	Chol. Chol.		
				
?	..	{ Males Females	Diarrh. Diarrh.		
				

II. WELSH DIVISION. 1849. DEATHS FROM CHOLERA AND DIARRHŒA, with the Ages at which they occurred, and the Duration of Attack.

AGE.	Total.	Sex.	Causes of Death.	Deaths.	HOURS.				Total under 1 Day.	DAYS.												42 and upwards.			
					0	6	12	18		1	2	3	4	5	6	7	8	9	10	14	21		28	35	
Under 1 Year.	49	{ Males Females	Chol.	25	.	1	4	1	6	6	2	4	4	.	.	1	.	.	1	1	.	.	.		
			Chol.	24	1	2	3	1	7	3	5	5	2	.	1	1	.	.	.		
1	62	{ Males Females	Diarrh.	34	1	3	2	3	3	1	1	1	1	5	6	1	2		
			Diarrh.	28	.	.	1	.	1	.	1	2	3	.	3	1	.	.	2	8	1	3	3		
2	69	{ Males Females	Chol.	33	1	7	5	2	15	8	2	1	4	1	.	1	1		
			Chol.	36	1	6	4	3	14	5	5	2	3	.	1	2	1	.	.	.	2	.	.		
3	52	{ Males Females	Diarrh.	30	3	1	1	1	1	1	1	1	1	5	6	2	7		
			Diarrh.	22	4	1	1	.	1	1	.	.	2	1	2	2	7		
4	103	{ Males Females	Chol.	43	.	7	7	2	16	6	7	6	3	.	1	3	.	.	.	1	.	.	.		
			Chol.	60	.	7	15	4	26	13	7	6	5	.	.	1	1	.	1	.	2	2	4		
5	22	{ Males Females	Diarrh.	14	1	.	.	.	1	.	.	.	1	1	1	1	2	.	1	1	2	1	1		
			Diarrh.	8	1	.	1		
6	87	{ Males Females	Chol.	47	1	8	9	2	20	9	7	4	4	1	2		
			Chol.	40	1	9	3	1	14	11	5	3	.	2	1	3	.	.	1	1	.	.	.		
7	19	{ Males Females	Diarrh.	10	.	.	.	1	1	1	1	1	1	1	.	1	1	.	1	1	2	1	1		
			Diarrh.	9	.	.	.	1	1	.	1	1	.	.	1	3	1	1	.	1	1	.	.		
8	101	{ Males Females	Chol.	56	1	11	14	3	29	6	8	5	4	1	.	1	1	.	1		
			Chol.	45	1	8	10	4	23	4	4	5	2	1	2	3	.	.	1		
9	6	{ Males Females	Diarrh.	4	1	.	.	1	.	1	1	.	.	2		
			Diarrh.	2		
10	409	{ Males Females	Chol.	204	3	34	39	10	86	35	26	20	19	3	3	6	2	.	1	3	.	.	.		
			Chol.	205	4	32	35	13	84	36	26	21	12	3	5	9	2	.	3	1	3	.	.		
11	161	{ Males Females	Diarrh.	92	1	.	.	1	2	2	4	4	5	5	3	8	3	2	4	11	17	5	14		
			Diarrh.	69	.	.	1	1	2	.	6	4	5	1	4	6	3	.	4	11	4	6	13		

11. WELSH DIVISION. 1849. Deaths from Cholera and Diarrhœa, &c.—continued.

AGE.	Total.	Sex.	Causes of Death.	Deaths.	HOURS.				Total under 1 Day.	DAYS.												42 and upwards																																																																																																																																																																																																																																																																																																																																																																																																																																																																																																																																																																																																																																																																																																																																																																																																																																																																																																																																																																																																																																																																																																																																																																							
					0	6 12 18				1	2	3	4	5	6	7	8	9	10	14	21		28	35																																																																																																																																																																																																																																																																																																																																																																																																																																																																																																																																																																																																																																																																																																																																																																																																																																																																																																																																																																																																																																																																																																																																																																					
5 Years	286	{ Males Females	Chol. Chol.	121 165	5 2	21 31	32 36	9 18	67 87	12	11	12	2	8	2	3	3	1</

NOTES ON CHOLERA.

1849.

LONDON.—WEST DISTRICTS.

MIDDLESEX (PART OF).

[The figures refer to the number of the District and Sub-District. The name of the District is in SMALL CAPITALS, and the Sub-District in *italics*.]

I; 1. KENSINGTON; *Paddington St. Mary*.—Pop. 6436.—Chol. 12; Diarr. 15.—Includes the north part of the parish of Paddington, west of the Edgeware-road; bounded on the south by Westbourne-grove-road, Bishop's-road, and the Canal basin.

On May 25th, the first fatal case of cholera occurred at the Workhouse; the next on July 30th, at Pickering-place; the last death from cholera was recorded in the workhouse on September 11th. Church-place, Dudley-street, Brindley-street, Kent's-place, &c., and the neighbourhood of North Wharf-road, chiefly suffered from cholera and diarrhoea. 3 deaths from cholera, and one from diarrhoea, occurred in the Workhouse, in which the inmates number about 200.

I; 2. KENSINGTON; *Paddington, St. John*.—Pop. 18737.—Chol. 23; Diarr. 39.—This Registrar's district lies west of the Edgeware-road, between the Canal basin and Hyde-park, and includes the north part of the Kensington-gardens.

Cholera appeared on June 28th, at 27 St. Petersburgh-place, where a solicitor died in 30 hours after the attack commenced; the next 2 deaths occurred in July, on the 11th and 15th; in August 11 deaths; September 7; October 2, the last fatal case on the 11th. Of the 23 deaths from cholera, 19 were adults, and of the 39 deaths from diarrhoea, 24 were children under 4 years of age. The epidemic was fatal in Praed-street, Chapel-side, Star-street, Market-street, Oxford-terrace, Gloucester-terrace, &c.

I; 3. KENSINGTON; *Kensington Town*. Pop. 17369.—Chol. 97; Diarr. 35.—On January 9th and 14th, 2 pauper children died in the workhouse of cholera, after removal from Drouet's establishment at Tooting. By February 7th, the next 18 fatal cases occurred in Jennings's-buildings; in this locality the epidemic prevailed throughout the year, and 30 deaths from cholera occurred; also 18 in the potteries, and 7 in the Workhouse (which contains about 300 indoor paupers); 7 in New-street; 5 in James-street, Kensington-square, &c. The last case recorded occurred on October 11th, at Prince's-place; the majority of the persons attacked were labourers and their families.

The following notes are selected from the Registrar's reports:—

In his return for the week ending January 20th, the Registrar states that "23 children had been removed from Drouet's school at Tooting. Of this number 16 were attacked by cholera, but owing to careful treatment only 2 cases proved fatal. Jennings's-buildings is the resort of the poorest class of persons (principally Irish). In many cases there are seven or ten persons living constantly in a single room."

"On July 28th, at the potteries, Kensington, the son of a tile-maker died of cholera in 42 hours; this death was attributed by the medical attendant to the malaria arising from a pond of stagnant water, called 'the

Ocean,' a receptacle for dead animals and filth of all descriptions, and into which the adjacent piggeries and privies have been drained for the last 20 years. This enormous cesspool has recently become more dangerous to health in consequence of the erection of St. James's National Schools, on that side where there is the greatest accumulation of the foul drainage. Several cases of dysentery and diarrhoea have occurred in the neighbourhood."

"On August 17th, at the potteries, son of a carman, aged 2 years, died of diarrhoea. The most unhealthy place in this district; it may be almost considered a village of pig-feeders, without drains, and surrounded on all sides with stagnant pools of water."

"On August 31st, at 3 Trafalgar-place, widow of a soldier, cholera 36 hours. This woman was engaged as nurse to a person who died of cholera on August 25th; it is stated she took home the clothes of deceased, and washed them."

"On September 20th, at 5 Uxbridge-street, widow of a labourer, cholera 3 days. This woman laid out the body of a lady who died of cholera, took home the clothes to wash, and placed them in a tub of water under her bed."

I; 4. KENSINGTON; *Brompton*. Pop. 9465.—Chol. 27; Diarr. 14.—Forms the south-east part of the parish of Kensington, bounded on the west by the Kensington canal, on the south by the Fulham-road, &c. Cholera was fatal in 12 hours, on July 9th, to a music-seller's widow, at Michael's-place; the epidemic was most prevalent in September; the last death took place at 5 Yeoman's-row, on October 2nd, duration of attack 17 hours. In the Consumption Hospital, 3 deaths from cholera were registered; and Brompton-row, Sloane-place, Chapel-place, Yeoman's-row, &c., are localities in which the epidemic was fatal.

The annexed cases are selected from the Registrar's reports:—

"On July 25th, at 44 Chapel-place, a labourer, aged 31 years, cholera 13 hours. The medical attendant states that 'the deceased was annually subject to severe premonitory diarrhoea; on this attack, medical aid was not employed until collapse set in. The locality (Chapel-place) is damp and very badly drained. In consequence of stagnated filth of every kind, fever and sickness frequently prevailed."

"On August 14th, at 6 Sloane-place, widow of a soldier, cholera 6 hours. Sloane-place is occupied by the poorer classes; it is in a crowded neighbourhood, and unfavourable to health."

"On September 13th, at 41 Chapel-place, a spinster, servant, aged 45 years, cholera 26 hours. The deceased had attended a person who died in the house of cholera on the previous Sunday."

"On September 12th, at 5 Sloane-place, son of a lawyer's clerk, diarrhoea 8 hours, cholera 6 hours. The informants stated that a cow-shed and pigs in the locality render the place at times very offensive."

"On October 1st, at 13 Yeoman's-row, a female, aged 55, supposed to be a married woman, cholera 25 hours. The deceased had washed the clothes of a person who died of cholera on 25th ultimo."

"On October 2nd, at 5 Yeoman's-row, wife of a journeyman baker, aged 63 years, cholera 17 hours. This person, to clean her room, had made use of the

suds in which the clothes of a person who died of cholera had been washed."

I; 5. KENSINGTON; *St. Peter, Hammersmith*.—Pop. 3565.—Chol. 8; Diarr. 8.—Includes the chapelry of *St. Peter*, extending east from Turnham Green, &c. On July 7th the first death from cholera, in 16 hours, occurred in New-street; another on the 6th August, in 14 hours, at Ravenscourt-cottage. The two succeeding deaths, on the 16th and 19th, were at 12 Trafalgar-street, occupied by a laundress, and in the same house 2 deaths from diarrhoea also occurred on the 19th. 2 deaths were recorded from cholera at 8 South-street on the 24th and 28th August, namely, a painter and his wife; the last case registered was on September 11th, at *St. Peter's wharf*. The Registrar, in his cholera returns, describes the following cases and localities:—

"On August 16th, at 12 Trafalgar-street, laundress, cholera 12 hours, consecutive fever 3 days. The street is almost without drainage, the water during three-fourths of the year lying 2 or 3 inches deep in the roadway. The houses are inhabited by very poor people, and are dirty, ill ventilated, and badly drained. This is one of the worst localities in the district."

"On August 16th, at 4 New-street, daughter of labourer, diarrhoea 3 weeks. The neighbourhood in which these deaths have occurred is traversed by a creek from the Thames, the bed of which is covered by a thick layer of most filthy mud, emitting a sickening effluvia in warm weather upon every recession of the tide. The houses are mostly very dirty and ill ventilated, and inhabited by several families."

I; 6. KENSINGTON; *St. Paul, Hammersmith*.—Pop. 9888.—Chol. 33; Diarr. 12. Includes the east part of the parish of Hammersmith, bounded on the south by the river Thames, and comprises Brook-green, Shepherds-bush, &c.

On February 24th, a death from cholera occurred at No. 8 Scott's-cottages, Shepherds-bush. In the first week of March a labourer and his son died of cholera at 2 Scott's-row, in the same neighbourhood; the next fatal case on July 12th, at Providence-place; the epidemic continued to increase in August, and prevailed throughout the month of September. On the 27th the last fatal attack was at the Lower Mall. At No. 7 Margaret's-row, Brook-green, 4 persons died, 2 dying on one day (August 28th); and at No. 5 Crafter-terrace, Latymer-road, the 2 children of a potter; in this terrace 4 other persons died of cholera. The annexed particulars are selected from the Registrar's remarks:—

"Two deaths took place from cholera in Scott's-row, Shepherds-bush; the row consists of eight cottages on the Uxbridge-road, inhabited by the families of labourers, of whom some appear to be in great destitution. The locality is swampy, badly drained, and has some stagnant ditches. In the rear of the cottages, at the distance of 25 feet, is a foul ditch, into which a quantity of nuisance is emptied."

"On August 14th, at 1 Brook-green-place, son of a labourer, diarrhoea one week, convulsions 24 hours. A close, overcrowded, filthy street, chiefly Irish inhabitants."

"On August 25th, at Albion-lodge, Brook-green, gentleman, diarrhoea 5 days, cholera 16 hours. Regular and temperate in his habits, living retired from business. All the symptoms of malignant cholera appeared about 2 hours after having been visited by his medical attendant for simple diarrhoea, when his case did not present any particular feature. His appearance when in health indicated obstructed circulation about the heart, and bronchial disease."

"On August 28th, at Spring Vale Factory, Blythelane, workman at a bleaching factory, cholera 7 hours."

"Four cases of cholera which occurred at Margaret's-row, Brook-green, were characterized by extreme severity."

"Margaret's-row consists of 10 or 12 cottages, situated at the west end of Brook-green, open in front to the common; they are small and crowded; the owner lived amongst them in a large and commodious house—his death from cholera was reported on August 25th, at Albion Lodge. The first case occurred on the 27th, at No. 7, a gardener; he had been labouring previously under diarrhoea, collapse had set in before he was visited. At 3 p.m. a girl about 12 years was attacked in the same house, collapse at the very commencement, and at about 11 p.m. the mother, who had been in attendance upon these two cases, was likewise attacked, and became immediately collapsed, all on the same day. The cases at No. 8, which occurred next morning, were still more rapid—father and child; the former worked at a bleaching factory close by, left his house about 6 a.m. in good health, had slept well, had neither been sick nor purged, nor any other premonitory symptoms, and in about an hour was seized with all the most malignant symptoms. The child at home was seized much about the same time, and died almost as rapidly. Within 80 yards of these cottages there is a most foul, filthy, and offensive ditch, containing a large quantity of black putrid matter. The wind on Sunday and Monday was directly over this ditch towards these houses."

"On September 4th, at 7 Margaret's-row, Brook-green, charwoman, died of cholera 2 days, typhoid fever 3 days. Was in the same house where 3 people died in the previous week."

"On September 6th, Broadway, a charwoman, cholera 24 hours. Locality open: this person was in great poverty, intemperate, and was nurse in a house where cholera had appeared."

"On September 8th, at 1 Salem-place, Bridge-road, wife of journeyman tailor, cholera 18 hours. Husband, wife, and 3 children occupying one room; always filthy and offensive. The family in the utmost destitution and poverty, not intemperate. Wife of a feeble constitution, and subject to epilepsy; returned from Bermondsey the day previous, where she had been to visit a sister and 2 children, all dead from cholera; no premonitory symptoms, but collapse ushered in the disease; she never rallied in the slightest, although she had immediate medical assistance."

"On September 13th, at 5 Crafter-terrace, Latymer-road, son of potter, cholera 12 hours. An open situation, but low and damp; close to the potteries in Kensington district; a foul, filthy situation, where cholera has been very prevalent."

I; 7. KENSINGTON; *Fulham*. Pop. 9319.—Chol. 60; Diarr. 23.—This district comprises the entire parish of Fulham, bounded on the south-east, south, and south-west by the river Thames, Kensington canal, &c., and includes Walham-green, Parsons-green, &c.

At Sun-street, North End, the first fatal attack of cholera was on July 3rd, the next death August 4th; the epidemic continued to increase to the first week of September; from the 5th to the 12th 20 persons were deprived of life; after this date the epidemic declined. On October 6th the last victim was a labourer's wife, at Carpenter's-row, Walham-green. From August 4th to the 10th, a labourer, his wife, and child, were fatally attacked at 8 Willow-place; at 5 Pond-place the 2 children of a labourer, in the same house, died of cholera; in the Cholera Hospital, on October 3rd, a labourer removed from Parsons-green-

lane, in which locality 11 deaths took place from cholera; also 7 in Willow-place, 6 in Star-lane, 4 in Peterborough-row, Parsons-green, 3 in Orchard-place, 3 in Sun-street, North End, &c. Amongst the families of labourers and gardeners the epidemic was most fatal. The Registrar, in his returns of cholera, describes the following localities:—

"On August 13th, at 11 Munden-place, wife of a labourer, cholera 13 hours. A yard of dirty and ill-drained cottages."

"On August 14th, at Willow-place, wife of a labourer, cholera 34 hours. These cottages, 21 in number, are small, dirty, and have no thorough draft; privies and cesspools in front."

"On August 20th, at Parsons-green-lane, wife of a labourer, cholera 12 hours. A row of dirty, ill-drained, and overcrowded cottages."

"On August 27th, at Broomhouse-cottages, a watchman at a market gardener's, cholera 10 hours. A row of gardeners' cottages, very near the Thames; deceased was a remarkably fine man, but had been out of employment for some time."

"On August 31st, at 16 Star-lane, labourer, cholera 20 hours. The whole of this neighbourhood is in a most filthy condition; no drainage, dwellings unhealthy. Typhus and small-pox are often prevalent here. The informant states that the water that is used here is so bad, that it is often discoloured, and that the well is in the immediate vicinity of several cesspools."

"On September 5th, at 2 Orchard-place, North End, widow of a bone-boiler, cholera 12 hours. Cottages very small, neighbourhood dirty for want of drainage, close to where 2 deaths were recorded in the previous week."

"On September 7th, at North End, gardener, aged 52 years, cholera 16 hours. The widow of deceased states, that a short time ago her husband was employed with 2 other men in digging in some very offensive dung at Earl's-court, and that both the other men have died since of cholera."

"On September 11th, at Parson's-green-lane, wife of a labourer, cholera 20 hours. The deceased washed the clothes, and had worn a shawl belonging to a family in which 3 deaths had been previously recorded."

"On September 13th, at Sun-street, North End, son of a labourer, cholera 13 hours. Street in a most deplorable condition, no drainage."

2; 1. CHELSEA; *South*. Pop. 14467. Chol. 102; Diarr. 42.—On the south, bounded by the river Thames from the Kensington canal to the Grand Junction water-works, on the north by the King's-road, &c., includes Chelsea Hospital, &c.

In the early part of the year 4 deaths from cholera were recorded in the Royal Hospital, Chelsea, and one case at 6 Wellington-buildings; after a lapse of 4 months, on July 4th, a lighterman died of cholera, at 4 World's End-passage, from this time to the end of the month 15 persons were deprived of life, in the month of August 41 persons died, in September 37, in October 3; the last on the 6th at 4 Union-place. 15 deaths from cholera and 5 from diarrhoea were of pensioners in the Royal Hospital, Chelsea; the number of pensioners living in the Hospital is about 500. In the Royal Military Asylum, the son of a soldier died of cholera, on September 13th (contains about 400 boys from 5 to 15 years of age).

The localities principally infected were—Wink's-buildings, George-street, Wilderness-row, World's End-passage, Millman-row, Jackson's-place, Church-street, Wellington-buildings, Evans-place, Duke-street, Queen-street, Radnor-street, Bolton-gardens, &c. With few exceptions the deaths from diarrhoea were in children under the age of 2 years, and those advanced in

age beyond 60; it was prevalent in July, August, and September.

2; 2. CHELSEA; *North West*. Pop. 12638.—Chol. 97; Diarr. 22.—Bounded on the north by the Fulham-road, on the south by the King's-road, on the east by the Marlborough-road, &c. 3 deaths from cholera occurred in January, and one in the month of May, at the workhouse, Chelsea. The next case was recorded on July 6th, at 18 King-street; the epidemic attained its height on September 7th, on this day 7 persons died, 4 of whom were in the Workhouse; from this date the virulence of the disease gradually subsided, and on October 17th the last fatal case was registered, at 28 Regent-street; between August 27th and 29th, 2 persons died of cholera, at 2 Little College-street; and also 2 at 6 Leader-street, on July 27th and 28th. The following are some of the localities in which cholera was fatal:—James-place, Wellesley-grove, Keppel-street, Pond-place, Marlboro'-court, Camera-street, Oakham-street, &c. In the Workhouse, Chelsea (the number of pauper inmates about 450), 25 deaths were recorded from cholera and 4 from diarrhoea. In the St. George's Workhouse, not belonging to this district although situated therein, the first case was registered on July 28th, subsequently 7 more occurred of persons removed from the parish of St. George Hanovers-square (the number of pauper-inmates about 400). The Registrar describes the following cases:—

"On August 13th, a man aged 49 years, cholera 12 hours, at Camera-cottage, Camera-street. Formerly retailer of coals, of late years living on a small property. His wife and one child have also fallen victims to cholera. The wife was a notorious drunkard, and her family were living surrounded by dirt and filth of every description. The cesspool in the yard was overflowing, and emitting deleterious smells; the drain in front was broken in, and the refuse of the house thrown into it. Both within and without were in a poisonous condition. Another son (removed to the workhouse) recovered from the stage of collapse."

"On September 3rd, at 17 Pond-terrace, daughter of a porter, diarrhoea one week, cholera 12 hours. This place is a narrow court, containing about thirty four-roomed houses, inhabited by poor but generally clean persons."

2; 3. CHELSEA; *North East*. Pop. 13074.—Chol. 48; Diarr. 28.—This district is bounded on the south by the King's-road and Marlboro'-road, extending from Sloane-square to Knightsbridge, &c.

Cholera appeared in this sub-district on the 22nd July. A bricklayer died of the disease, in 36 hours, at 5 Earl-street; the epidemic was at its maximum on the 5th September, in which month 33 fatal cases were recorded, and 4 in October, the last on the 29th, a servant at No. 2 Lower North-street. A father and son died of cholera on the 24th August, at 7 Charles-mews; the following were some of the infected localities:—

North-street, South-street, Henry-street, Cumberland-street, Exeter-street, Milner-street, June-street, &c.

3 only of the 28 deaths from diarrhoea were of adults.

The following cases are selected from the Registrar's reports:—

"On the 23rd of August, at 46 North-street, wife of journeyman coachsmith, aged 48 years, cholera 12 hours. A butcher's slaughter-house at back of the premises, in which pigs are kept, producing offensive smells."

"On the 5th September, at 3 Henry-street, plasterer, aged 49 years, cholera 17 hours. His 2 children died in the same house, on the 3rd."

"On the 5th September, at 9 Cumberland-street, son of livery coachman, cholera 16 hours. In the same house, on the 7th September, livery coachman, cholera 8 hours, father of the above."

"On the 9th September, at 13 June-street, daughter of a journeyman butcher, premonitory diarrhoea 3 hours, cholera 8 hours. Nothing offensive about the premises until within 7 or 8 days, during which the drains have been in a state of cleansing; on the 5th and 7th, 2 persons died of cholera in one of the houses."

"On the 10th September, at 1 Milner-street, son of a labourer, cholera. A large open sewer runs at the back of the premises, a receptacle of offal and other offensive matter, frequently causing most annoying and unwholesome effluvia."

"On the 23rd September, at 4 Bull's-gardens, labourer, aged 40 years, cholera 6 hours."

In reference to this case, the following is an extract from a letter addressed to the Registrar by the chairman of the Board of Guardians:—

"I find another death from cholera has taken place in Bull's-gardens, which makes the 12th, at least, from this disease within the last 2 months—about the 25th attack of cholera, and, I understand, about the 70th of diarrhoea, in these gardens and the immediate neighbourhood."

"In addition to the pigsties kept by the inhabitants of the gardens, there is an open main sewer running in front of them, from which most offensive exhalations are constantly emanating."

"There were 3 deaths (children of the same family) from cholera at 2 Lower Symon's-street, described as a poor and dirty neighbourhood, the house inhabited by 5 families (consisting of 15 persons) in 5 rooms, one of which has no chimney. Another person lies dead of cholera in the same house, and another was attacked, but recovered. The drains are in a very bad state, the soil from the privy occasionally overflowing the yard. A sewer-grating in front of the house is occasionally so offensive as to oblige the inmates to close the windows and street-door."

"On the 17th September, at 13 June-street, journeyman cabinet-maker, aged 32 years, cholera 3 days. Open sewer near the premises, from which noxious exhalations proceed, to the great annoyance of the neighbourhood."

"Also at No. 13, June-street, on September 17th, widow of a journeyman butcher, cholera 13 hours. Her child died of the same disorder on the 9th."

3; 1. ST. GEORGE, HANOVER SQUARE; *Hanover Square*.—Pop. 21398.—Chol. 7; Diarr. 14.—This Registrar's district lies between Oxford-street, Mount-street, Conduit-street, Regent-street, and includes the greater part of Hyde Park.

The mortality from cholera was comparatively low; the first fatal case occurred on the 10th August, at 31 Gilbert-street, Oxford-street. On the 10th September, the last death occurred; a stableman, aged 49 years, died of cholera, at a stable in Three Kings'-yard, Davies-street. North Audley-street, Robert-street, Carpenter-street, and Norfolk-street, are streets in each of which a fatal case of cholera was registered.

"On the 20th August, at 3 Steel's-court, Lee's-mews, carman, diarrhoea 4 days. Informant states that there was constantly a bad smell in the house."

"On the 23rd August, at 6 Gilbert-street, Grosvenor-square, wife of a master butcher, diarrhoea a few hours, cholera 12 hours; a healthy woman, seized 5 weeks after delivery, having eaten some plums the day previously. House well ventilated, neighbourhood crowded."

The Registrar, in his remarks for the quarter ending 30th September, states, that "while Asiatic

cholera has been so destructive in London, the mortality in this district, from that disease and from diarrhoea, has been so small that the total number of deaths from all causes is scarcely above the quarterly average. A few cases were removed out of the district to the Mount-street Workhouse. To my knowledge, as a medical practitioner, diarrhoea of an unusually severe form has been very prevalent."

In the St. George's Workhouse, situated in the north-west part of the parish of Chelsea, 8 deaths from cholera are recorded, of persons belonging to the parish of St. George, Hanover-square.

3; 2. ST. GEORGE, HANOVER SQUARE; *May Fair*. Pop. 15048.—Chol. 19; Diarr. 9.—This district lies to the west of Bond-street, extending to Hyde Park, between Mount-street and Piccadilly.

On the 28th June, in the Workhouse, Mount-street, the first case of cholera proved fatal; subsequently in this Workhouse 11 persons died of the epidemic; the last fatal case in this district occurred at the Workhouse on the 23rd September, the inmates number about 350; a portion of the deaths in the Workhouse were of persons belonging to other districts situated within the parish.

3; 3. ST. GEORGE, HANOVER SQUARE; *Belgrave*. Pop. 30106.—Chol. 105; Diarr. 46.—This Registrar's district is bounded on the south by the river Thames, from the Grand Junction Water Works to near Vauxhall Bridge, extending on the north to Hyde Park Corner, Albert Gate, Knightsbridge, &c.

A considerable increase of mortality arose from the prevalence of cholera in the months of July, August, and September, when 16, 34, and 46 deaths were registered. A few isolated cases occurred in the early part of the year; the epidemic then commenced on the 6th July, and continued to the 9th October, when the last death from cholera occurred in St. George's Hospital; in this Hospital there were several deaths from cholera, of persons removed from localities not within this district; during the first 12 days of September the cholera epidemic was at its height. On the 1st August, a labourer and his daughter died at 3 Hanover-place, Thames Bank; a son of the above, aged 5 years, on the same day died of cholera in St. George's Hospital, and at 4 Eaton-cottages 2 deaths from cholera occurred on the 9th September. In the following localities the epidemic proved fatal:—Coleshill-street, Erin-place, Hendon-street, Passmore-street, Allington-street, Gillingham-street, Eccleston-street East, Eccleston-street South, Westbourne-street, Belgrave-street South, Warwick-street, Grosvenor-row, Ranelagh-road, St. George's-place, St. George's-terrace, &c. In St. George's Hospital 15 deaths were recorded from cholera; the indoor patients number about 300. On the 26th July, a Hospital nurse, aged 56 years, died of cholera in the Hospital. The following cases are selected from the Registrar's cholera reports:—

"On the 24th July, at 1 Flask-lane, labourer, aged 34 years, cholera 24 hours. This man had been without work for nearly 12 months, and had been before his attack employed in emptying some soil barges; he was much afraid of the cholera."

"On the 16th August, at 1 Allington-street, wife of a soldier, aged 45 years, had diarrhoea 2 weeks ago, cholera 12 hours. The husband of deceased stated that the smells in this house were very bad; the landlord, to add to the evils, had emptied a cesspool into a hole in the yard. A person died of cholera a short time since in same house. The Registrar states that the pumping of the contents of cesspools into the sewers, thereby stinking a whole district, and the unvaulted main sewers, are the adjuvants at all seasons to fevers,

&c., besides frequent accidents by children and grown persons falling into them."

"On the 27th August, at 2 Eccleston-street East, wife of bootmaker, aged 48 years, cholera 17 hours. This person nursed an elderly lady who died of cholera in this district on the 26th July; she complained of not having felt well since."

"On the 3rd September, at a cottage, Commercial-road South, Pimlico, horsekeeper, aged 37 years, cholera 16 hours. This cottage is situate in an omnibus yard, close to the main open sewer, and near waste ground that is the receptacle of much filth."

"Wife of the above, residing in the same cottage, died in St. George's Hospital on the 8th September: they lived on the worst and cheapest kind of food and in the filthiest mode."

4; 1. WESTMINSTER; *St. John*. Pop. 26223.—Chol. 212; Diarr. 60.—This district includes the parish of St. John the Evangelist, between Rochester-row and the Thames, extending from the Houses of Parliament to a short distance beyond Vauxhall Bridge. During the year, 110 males and 102 females were deprived of life by cholera, which prevailed in this district with considerable severity, commencing in June, on the 2nd; by the end of the month 13 persons died; in July, 36; in August, 86; in September, 68; in October, 2; and in November, one; the last on the 10th. In the last week of August, and the first 7 days in September, 80 deaths from cholera were recorded, chiefly of mechanics, labourers, and their families, residing in Regent-street, Douglas-street, Chapter-street, Causton-cottages, Dorset-street, Lower Garden-street, Emery-cottages, Edward-street, Duck-lane, Rochester-row, &c. The epidemic in this district attained its maximum in the last 5 days of August; on the 27th and 28th respectively, 12 deaths from cholera were registered; from the commencement of the attack to the termination of life, in the majority of cases, a few hours intervened. In the months of July, August, and September, the deaths from all causes exceeded the births by 170; in this period 190 deaths arose from cholera, and 221 from all other diseases. In the Millbank Prison 41 deaths took place from cholera, 20 cases proved fatal from the 21st June, to the 17th July: the number of prisoners about 1100. In the Grenadier Guards Hospital, Rochester-row, 4 deaths from cholera and one from diarrhoea are recorded; the patients in the Hospital number about 80. In the Coldstream Guards Hospital, Vincent-square, 3 deaths from cholera are recorded; the number in this Hospital is about 50. In the Scots Fusilier Guards Hospital, Lillington-street, 4 deaths from cholera are recorded; the patients in this Hospital number about 65. The annexed cases are selected from the Registrar's reports:—

"On the 23rd January, at No. 27 Rochester-street, stoker at a gas works, aged 45 years, spasmodic cholera 7 hours. This man laboured under severe diarrhoea during the night preceding the attack; the next day while engaged at his work he was stripped to the skin, and exposed to extremes of temperature."

"On the 11th August, at 3 Vincent-square, surgeon, aged 76 years, cholera 16 hours. Was attacked after visiting 2 cases of cholera he had under treatment."

"On the 13th August, at 121 Regent-street, wife of labourer, 9 months advanced in pregnancy, cholera 14 hours. Cæsarean operation was performed immediately after death, but the fetus was dead. Another death from cholera occurred in this house."

"On the 20th August, at 72 Regent-street, on the same day, in the same house, the 3 children of a

labourer died of cholera, which makes 6 that have occurred in this house, all being children."

"On the 22nd August, at 6 Rochester-terrace, Rochester-row, army pensioner, aged 51 years, cholera 3 days. This man was attacked the second day after attending upon and laying out a brother pensioner, who died at No. 2 in the same terrace. He was previously in good health."

"On the 27th August, at 14 Dorset-street, son of a stonemason, cholera 8 hours. In this house one man had lost all his family, viz., his wife and 2 children; and another person lost one child. The house consists of 6 rooms, not by any means in a confined situation; it appears cleanly and well supplied with water, but the occupier says there are 2 gratings in the yard from which stench arises, and the drain which carries off the soil from the privy in the yard runs under the house and is defective."

"On the 28th August, at 15 Douglas-street, labourer, cholera 24 hours. Of the 14 deaths which occurred in Douglas-street, 11 took place on the south or lower side. The houses consist either of 3 or 4 rooms, but are situated so low that for the most part there is a descent of one or 2 steps from the foot pavement to the entrance passage. The drainage is extremely defective, and several of the occupants complain of the nuisance from the laundresses throwing their dirty soapsuds into the street, leaving continually black stagnant puddles along the gutter in front of these houses, even in the driest weather."

"On the 2nd September, at 5 Lower Garden-street, widow of a general dealer, aged 41 years, cholera 17 hours. Cholera in this case is said to have been induced by fear, her husband died from the same cause 2 days previously; both were in perfect health before the attack."

"On the 2nd September, at 5 Williams'-place, Great Tufton-street, a girl, aged 3 years, diarrhoea 14 hours, cholera 9 hours."

"In the same house, on the 4th September, widow of a smith, cholera with congestive fever, whole duration 5 days."

"On the 9th September, at 1 Upper Garden-street, son of a labourer, cholera 5 days. The parents, with 6 children, were living in a kitchen. One child died in the previous week, and other children of the same parents were attacked."

"On the 14th September, at 8 Hugh-place, Vincent-street, a wheelwright, aged 49 years, cholera with consecutive fever 5 days. Second death from cholera in this house."

"On the 19th September, at 94 Regent-street, spinster, aged 23 years, cholera with consecutive fever 18 days; the third death from the same cause in this house during 3 weeks."

"On the 22nd September, at 7 Lower Garden-street, porter, aged 30 years, cholera 15 hours. The sanitary condition of this street is truly wretched; it is situated extremely low, with inefficient drainage, the houses old and ill-cleansed, and many deaths from cholera have taken place in it."

4; 2. WESTMINSTER; *St. Margaret*. Pop. 30489. Chol. 225; Diarr. 52.—The eastern part of this district is bounded by the river Thames, including the Houses of Parliament to Whitehall, and includes the west part of St. James's Park, &c. The loss of life from cholera was severely felt in this parish, commencing on the 14th June, and continuing to the 13th October; after this time the epidemic ceased. On the 27th August the greatest mortality occurred, and continued to prevail to the 23rd September before any great decline was perceptible: thus in the month of June, 7 persons perished from cholera; in July,

38; in August 83; in September, 89; and in October, 6.

Diarrhœa prevailed, and proved fatal to 26 males and 26 females; the one-half were children under 5 years of age.

Age.	Deaths from Cholera.		
	Males.	Fem.	Total.
From birth to 15 years . . .	36	24	60
15 years to 60 . . .	74	68	142
60 years and upwards . . .	11	12	23
Total . . .	121	104	225

In the Sick House, York-street, established for the reception of persons attacked with cholera, the first fatal case occurred on the 21st July, subsequently, by the 1st October, 69 more were registered. In the Workhouse, Dean-street, 14 deaths from cholera occurred, and 9 from diarrhœa; the number of pauper inmates about 550. In the Westminster Hospital, at the Broad Sanctuary, 37 deaths from cholera and 3 from diarrhœa are recorded (the indoor patients number about 150). Owing to the above 3 institutions, the number of deaths from cholera is unduly augmented, arising from the removal of persons after attacked by cholera into those institutions, from localities not within this district. In the House of Correction, Tothill-fields, 13 deaths from cholera and one from diarrhœa are recorded (the number of prisoners range about 700); and in Hyde Park Barracks, Knightsbridge, 7 deaths from cholera are also recorded; the regiment was removed from this Barracks during the height of the epidemic. At 21 York-street, in one day, the 20th September, the 2 children of a soldier died of cholera, in 24 and 13 hours after the attack. The working classes and their families were the greatest sufferers from the epidemic, resident in Tothill-street, Gardener's-row, King-street; Willow-street, Smith's-place, York-street, Providence-row, Palmer's Village, York-street, &c. A remarkable fatality was observed in those localities in which there existed surface drainage, overcrowded dwellings, insufficient supply of water, and obstructed ventilation.

5; 1. ST. MARTIN-IN-THE-FIELDS; *Charing Cross*. Pop. 13299.—Chol. 60; Diarr. 15.—The south-east portion of this district is bounded by the river Thames from Whitehall to the Adelphi, and includes the Green Park and part of St. James's Park. Cholera appeared in Charing Cross Hospital, on the 6th July, subsequently in this Hospital 18 deaths were recorded and 2 from diarrhœa (the average indoor patients are about 100); a prior case of cholera was registered in the Workhouse on the 7th April. In the month of July 7 persons fell victims to the epidemic; in August, 22; in September, 24; in October, 5; in November, one; the last case on the 19th, a coach-lace maker, aged 20 years, at Charing Cross Hospital. In the Workhouse, 20 deaths from cholera were recorded and one from diarrhœa, the inmates number about 650; a portion of these deaths were of persons removed into the Workhouse from the Registrar's district of Long Acre. In the following localities the inhabitants suffered from cholera and diarrhœa, viz.,—Villiers-street, Duke-street, Charles-street, Lowther Arcade, &c., &c.

The subjoined cases are selected from the Registrar's reports:—

"On the 12th August, at 15 Buckingham-street, a solicitor, aged 56 years, cholera 4 days. Street leading to river Thames; enormous accumulation of mud at end of street, with vegetation on it, uncovered by tide twice every 24 hours."

"On the 6th September, at the Police-station, Northumberland-street, a police constable, aged 28 years, cholera 48 hours. This station has the whole sewerage of Tottenham Court-road passing in front of it, a grating close to front door, and at the time of inspection the tide had flooded the kitchen floor with very foul water from the sewer. The sewer debouches into the Thames about 60 yards S.E. of the station."

"In the Workhouse, on the 6th September, from No. 8 Eagle-court, the wife of a labourer, cholera 26 hours. From the same room, in 1840, were removed the bodies of a grandfather and grandmother, the daughter, and 2 grandchildren, who died of typhus."

"On the 8th September, at 9 Duke-street, Adelphi, a gentleman, aged 67 years, cholera 17 hours. This street, as well as Villiers-street, may be affected by the mud bank off York-buildings and the sewer from Tottenham Court-road, emptying at the Charing Cross Suspension Bridge."

"In the Workhouse, on the 8th September, a hawker of fruit, aged 70 years, cholera 48 hours. Taken from an underground kitchen, at 9 Bedfordbury. Stood at a stall in a street near a sewer grating."

"On the 15th of September, at 19 Northumberland-street, the wife of a builder, aged 47 years, cholera 15 hours. House in good order, open at back to garden of Northumberland-house. The Tottenham Court-road and Charlotte-street sewers pass in front of the house into the Thames about 60 yards south-east."

"On the 22nd September, at 1 Lowther Arcade, a perfumer, aged 59 years, diarrhœa 2 days, cholera 16 hours. The deceased only survived his wife (who died of cholera in the same house) 6 days. The house in good condition, the drainage of the best kind."

5; 2. ST. MARTIN-IN-THE-FIELDS; *Long Acre*.—Pop. 11792.—Chol. 31; Diarr. 12.—First fatal case of cholera occurred on May 10th, at 13 Cecil-court; the next on July 21st, in Wilson-street. By the end of this month 3 deaths were registered; in August 14; in September 11; in October 2. The last fatal case was recorded on the 21st, at Brewhouse-court; the other places affected by the epidemic were Crown-street, Crown-court, Russell-court, Drury-lane, Mercer-street, Bedfordbury, Long Acre, Castle-street, &c.

6; 1. ST. JAMES, WESTMINSTER; *Berwick Street*. Pop. 10449.—Chol. 19; Diarr. 23.—This district extends from Oxford-street on the north to Coventry-street on the south. On July 18th a case of cholera proved fatal at 1 Archers-court; 2 other deaths occurred in this month; in August 6. An increase took place in September, viz., 10 deaths; the last death on the 23rd of this month, at Pulteney-court. Diarrhœa proved most fatal in the month of July. Peter-street, Queen's Head-court, Pulteney-place, Peter-street, Rupert-street, Noel-street, Richmond-street, &c., are some of the neighbourhoods in which cholera proved fatal. The following notes are extracted from the Registrar's reports:—

"On July 20th, at 4 Hopkins-street, a cabman, aged 56 years, died of cholera, 44 hours. This death took place at a common lodging-house, consisting of 5 sleeping rooms, and containing 24 beds; there are 7 beds in one room, and 6 in another. The deceased was a night cabman, and came in on Wednesday morning about 6 o'clock, drunk. He was of intemperate habits."

"On August 20th, at 5 Queen's Head-court, umbrella maker, aged 26, cholera 14 hours. A very temperate

man, of weak constitution. In a coal vault, and at the back of the house, was a large accumulation of oyster-shells and refuse of the same kind, the smell of which was very offensive, they were removed some days before the attack."

"On September 4th, at 26 Peter-street, son of a labourer (deceased), cholera 24 hours. This child was interred on the same day with its father, who died of cholera a few days before in the hospital. Peter-street is considered very unfavourable to health; mostly inhabited by the lowest description of Irish."

"On September 21st, at 5 Queen's Head-court, coach-maker, aged 58 years, cholera 15 hours. The deceased was a very temperate man; he removed from No. 7 Archer-street in good and perfect health on the day before his death. The house, No. 5 Queen's Head-court, not only abuts on the back yards of 2 or 3 of the houses in Little Pulteney-street, but has the wall of an old cesspool projecting several feet into the back kitchen. The brickwork is not only damp, but very often quite wet, and frequently emits a most intolerable stench to the lower parts of the house."

"On September 23rd, at 2 Pulteney-court, son of a house-painter, cholera 3 days. Pulteney court is most unfavourable to health, the sewers passing under the houses."

6; 2. ST. JAMES'S, WESTMINSTER; *St. James's Square*. Pop. 13337.—Chol. 15; Diarr. 5.—This district comprises the southern part of the parish of St. James, Westminster, bounded by the Green Park and St. James's Park, with the Haymarket on the east, continuing south from Vigo and Brewer streets.

The mortality from cholera in this Registrar's district was comparatively slight; the first fatal attack occurred August 10th, at 41 Jermyn-street, a physician, aged 50 years, died in 10 hours; and by September 23rd this disease ceased to be fatal: the last death was in Great Windmill-street. In Angel-court, King-street, 4 deaths from cholera are recorded of a very malignant character; 2 other cases proved fatal in the Workhouse to persons removed from this court; 3 fatal attacks commenced at No. 6. The following notes are from the Registrar's returns of cholera, &c. :—

"On August 21st, at 7 Little St. James-street, son of a tailor, aged 20 years, cholera. Situation not considered unfavourable to health. Attack brought on from excess in eating cherries in brandy, which produced vomiting."

"On August 22nd, at 16 Ham-yard, Great Windmill-street, son of a tailor, aged 16 years, cholera. Bad locality, surrounded by cow-sheds, stables, and dung-heaps; bad smells from drain gullies. Deceased was attacked with bowel complaint and recovered; after recovery, indulged in eating oysters and eels sold in the street, and relapsed."

"On August 25th, at 9 Smith's-court, Great Windmill-street, daughter of a labourer, aged 5 years, cholera 24 hours, fever 5 days. Bad locality. Neither in this or the adjoining house is there any privy or closet; the inmates throw the excrement into the street."

6; 3. ST. JAMES'S, WESTMINSTER; *Golden Square*. Pop. 13612.—Chol. 23; Diarr. 12.—This district is bounded on the north by Oxford-street, on the west by part of Regent-street, Conduit-street, and New Bond-street, on the east by Poland-street, &c., and on the south by Vigo and Brewer streets.

On the 18th May, cholera fatally attacked a milliner residing in Regent-street; the next case occurred 5th July; by the end of the month, 3 deaths were recorded; in August 6; in September 12; after a lapse of 2 months, a solitary case occurred which proved fatal at Great Pulteney-street, on the 13th December, to a fringe-maker's wife, aged 70 years; 10 deaths from

cholera occurred in the Workhouse, situated in Poland-street, several of whom belonged to other parts of the parish; the number of pauper inmates is about 600. Marshal-street, South-row, Carnaby-street, Little Windmill-street, Little Marlborough-street, are amongst the infected localities of this district.

On the 5th July, at 10 Cross-street, Carnaby-street, a female, aged 38 years, "cholera, accelerated by bad drainage, 14 hours" (*inquest*). The Registrar states that "deceased was in good health previous to the attack. A full cesspool, which communicates with the drain, became overcharged, and was opened for the purpose of being cleansed at the time deceased was attacked, which circumstance is supposed to have accelerated her death. Her husband was likewise attacked."

On the 10th August, in Saint James's Workhouse, a servant, aged 30 years, cholera 26 hours. The Registrar states that "she left the Workhouse well on the previous Monday, to nurse a cholera patient who died on the following morning, in Archer-street; next day she washed linen used by deceased, and returned to Workhouse the same evening; attacked the following morning with cholera."

On the 31st August, at 33 Little Windmill-street, widow of a porter, aged 53 years, cholera 14 hours, suffering many years from diarrhoea. Informant and medical attendant says the stench from the cesspool, drain, and dust-hole is most offensive, and was a powerful incentive to this death.

LONDON.—NORTH DISTRICTS.

MIDDLESEX (PART OF).

7; 1. MARYLEBONE; *All Souls*. Pop. 27003.—Chol. 71; Diarr. 38.

This Registrar's district is bounded on the west by Portland-place and part of Regent-street; on the south by Oxford-street, continuing east to Tottenham Court-road; on the north by the New-road; and on the east by Cleveland-street, &c.

A fatal case of cholera took place on June 9th, in Ogle-square. The epidemic prevailed till September 24th, on which day the last 2 deaths occurred, one in Newman-street and the other in Middlesex Hospital, where previously 29 deaths from cholera were registered, and one from diarrhoea. In the following localities the epidemic was prevalent, viz.—

Upper Charlton-street,	Norton-street,
Ogle-mews, Foley-street,	Cleveland-street,
Cambridge-court, Cleveland-street,	Castle-street East,
	Carburton-street, &c.

The subjoined notes, &c., are selected from the Registrar's reports :—

"On August 17th, at 12 Saville-street, wife of a carter, aged 34 years, cholera 12½ hours; blue stage commenced 7½ hours before death. A very noxious street, densely populated and badly drained."

"On August 28th, at 22 Union-street, wife of a turner, aged 42 years, cholera 30 hours. A densely-populated, dirty, and unhealthy street, occupied exclusively by the poorer classes. Intemperance and uncleanness prevails."

"In the same house, on September 1st, wife of tailor, aged 32 years, cholera 24 hours; another female was attacked, but recovered. On the same day the daughter of the turner above, 15 years of age, was attacked with cholera, and removed to the Marylebone Infirmary. This is the fourth case of cholera (during 5 days) which occurred in this house, and 2 have

proved fatal. Many of the houses are hotbeds for cholera and all epidemics."

On September 7th, from 31 Cleveland-street, painter, aged 33 years, cholera 20 hours. Street neglected and dirty; vegetable and varied refuse cast from the greengrocers' and other shops being allowed to remain for many days. In this parish the state of Upper Rathbone-place, Union-street, part of Wells-street, Ogle-street, Saville-street, Charlton-street, and the whole of Cleveland-street, requires strict investigation."

7; 2. MARYLEBONE; *Cavendish Square*. Pop. 15192.—Chol. 16; Diarr. 8.

Bounded on the east by Portland-place and part of Regent-street; on the south by Oxford-street, continuing west to Marylebone-lane, extending north to the New-road; and on the west by High-street, &c.

First death from cholera July 18th, the last on October 2nd. The epidemic was prevalent in the subjoined localities—

Great and Little Chesterfield-street,	Mill Hill-place,
Marylebone-court and lane,	Bowling-street,
	Little Welbeck-street,
	Queen Ann-street, &c.

7; 3. MARYLEBONE; *The Rectory*. Pop. 26714.—Chol. 91; Diarr. 47.

Bounded on the east by High-street and Marylebone-lane; on the south by Oxford-street, continuing west to Portman-street, north by the New-road; and on the west by Gloucester-street, &c.

After 11 fatal cases of diarrhoea, cholera made its appearance July 2nd, in Northumberland-street, and continued to November 16th. Between July 7th and October 12th, 71 persons died of cholera in Marylebone Workhouse; the inmates number about 1700.

July	Aug.	Sept.	Oct.
13	25	30	3
Men	Women	Children	
20	45	6	

Of this number 13 were recorded as washerwomen and charwomen, and 2 were described as nurses.

11 persons died of diarrhoea in Marylebone Workhouse, the greater proportion before cholera made its appearance on July 7th. The Workhouse deaths include those persons removed from all parts of the parish, after attacked by the epidemic, thereby causing an undue preponderance of mortality for this district. The following localities chiefly suffered—

Orchard-place,	Gray's-buildings,
East-street,	Blandford-mews,
York-court,	Great York-mews,
Gray-street,	&c.

7; 4. MARYLEBONE; *St. Mary*. Pop. 21988.—Chol. 18; Diarr. 40.

This district is situated between the Edgeware-road and Gloucester-street, bounded on the south by Oxford-street, and on the north by the New-road; Southampton-street, &c., forming the western part of the Parish.

First death from cholera June 24th, the last on December 9th; cholera and diarrhoea prevailed in—

Horace-street,	Crawford-street,
Salisbury-place,	Virgil-place,
Walmer-place,	Tooting-court,

7; 5. MARYLEBONE; *Christchurch*. Pop. 28911.—Chol. 34; Diarr. 57.

Bounded on the west by the Edgeware-road from Southampton-street; on the south to New Church-street; on the north continuing on the Alpha-road, and includes the Regent's Park, excepting the north-east part; bounded on the south by the north side of the

New-road, from the Edgeware-road to Osnaburgh-street, &c.

A death took place from cholera May 15th, another June 19th; the last fatal case on November 15th.

The following places suffered from the epidemic, viz.—

Lisson Grove, North,	Bell-street,
Exeter-street,	Earl-street,
Hereford-street,	Little James-street.

7; 6. MARYLEBONE; *St. John*. Pop. 18356.—Chol. 31; Diarr. 39.

Bounded on the south by New Church-street, Alpha-road, and the Regent's Park; on the west by the Edgeware-road, continuing north to Greville-place, extending east to Primrose-hill, &c.

First fatal case of cholera June 30th, last case September 27th. The epidemic prevailed in—

Salisbury-street,	High-street,
Luton-street,	Richmond-street, &c.

The following cases are selected from the Registrar's reports:—

"On June 30th, at 11 Portland-terrace, St. John's Wood, a male, aged 60 years, cholera 3 days. The deceased, according to his medical attendant, caught the infection at his house on Ludgate-hill, in consequence of impure air, which issued from a public privy at the back of the premises. It is stated that 4 persons have since died there from the same cause."

"On August 18th, at 53 Richmond-street, a laundress, aged 62 years, cholera 36 hours. The informant attributes this case to the deceased having washed the linen of a cholera patient."

"On September 1st, at Avenue-road, wife of a coachman, aged 38 years, diarrhoea 3 days, cholera 18 hours. Street good; lived over the stables. Washed the linen of her master, who died of cholera on August 27th."

"On September 5th, at 12 Alm Houses, widow of grocer, aged 66 years, cholera 14 hours. Attended upon and washed the linen of a person who died of cholera in the same house, on September 1st."

"On September 11th, at 1 Marlborough-road, female servant, aged 35 years, cholera 54 hours. Attended upon her master, who died of cholera at the same place on the 9th instant."

8; 1. HAMPSTEAD; *Hampstead*. Pop. 10093.—Chol. 9; Diarr. 11.

Includes the entire parish of St. John Hampstead, situated north of the Regent's Park.

On July 30th, a female aged 35 years died of cholera; between this date and September 4th, 9 persons fell victims to the epidemic.

The Registrar refers to the following cases:—

"On August 9th, at the Heath, Wesleyan preacher, aged 61 years, cholera 8 hours; came to Hampstead with a friend the morning preceding for a change of air. It appears that the deceased had left his home, Albion-terrace, Wandsworth-road, having lost his wife the day before, his mother and 2 servants within 2 or 3 days, in the same house, all from cholera."

"On August 27th, at Flask-walk, wife of labourer, aged 46 years, cholera 16 hours. Had been attending a youth who was attacked with cholera some days ago."

"On August 22nd, at Church-lane, wife of wheelwright, aged 48 years, cholera. Had been attending a family attacked by cholera (*inquest p.m.*)"

9; 1. PANCRAS; *Regent's Park*. Pop. 26488.—Chol. 64; Diarr. 39.

Bounded on the south by the New-road, extending east from Osnaburgh-street to Tottenham Court-road; on the north by Pancras-vale to Primrose-hill; on the

east by the Hampstead-road, and on the west includes the east part of the Regent's Park.

The first death assigned to cholera occurred May 1st, at 3 Prince of Wales-court, Frederick-place; the second, on June 17th, in Osnaburgh-street; and others on July 22nd, 25th, &c.; and from August 21st to September 7th, both inclusive, 44 deaths were referred to cholera. On August 28th the greatest mortality happened; on this day, 6 persons were deprived of life by the epidemic, which was severely felt in the following streets, &c., viz.—

Henry-street,	High-street, Camden-town,
Grove-street,	Stanhope-street,
Cumberland-market,	Edward-street,
Cumberland-street, West,	Eden-street, &c.

At the Cavalry Barracks in Albany-street, 3 soldiers died from cholera.

The annexed two cases, and notes, are selected from the Registrar's reports:—

"On August 7th, at 5 Black-cap-yard, High-street, son of labourer, aged 5 months, cholera 60 hours. Black-cap-yard, entrance from 91 High-street, Camden-town, has several small tenements, densely populated, with no outlet, and bad ventilation. The drainage very imperfect, and runs into an open ditch, partially uncovered, which emits a foul effluvia of the most noxious character, more especially at this season of the year."

"On September 4th, at 17 Edward-street, wife of porter, aged 30 years, cholera 2 days, professionally attended only a few hours previous to her death. This house is opposite a wharf, which is the deposit for all kinds of manure, decomposed vegetable matter, and refuse of the worst description, exhaling the most obnoxious effluvia, and which is much complained of by the inhabitants."

9; 2. PANCRAS; *Tottenham Court*. Pop. 26800. —Chol. 60; Diarr. 35.

This Registrar's district is situated south of the New-road, from Cleveland-street to Burton-crescent; bounded on the south by Tavistock-place, Francis-street, &c.; continuing south, on the east side of Tottenham Court-road, to Oxford-street, &c.

The cholera epidemic was fatal to 2 persons in January, one in February, and 2 in March. Ten weeks then intervened, when cholera appeared in Charlotte-street, June 11th; next case July 21st. In this month, 6 deaths; August 25, September 21, and October 2, which occurred on the 2nd, the one in John-street, and the other in Upper Tottenham-place.

In the University College Hospital, 31 persons died of cholera—the number of patients about 110, and in the Strand Union Workhouse, one from diarrhoea. The epidemic was also fatal in—

Upper Cleveland-street,	Market-street,
Little Gower-place,	Grasse-street and place,
Stephen-street,	&c. &c.

During the months of July, August, and September, the deaths from all causes were 80 in excess of the births.

The following cases and notes, are selected from the Registrar's reports:—

The 2 following cases occurred in University College Hospital:—

"On August 11th, male, aged 40, bedstead-maker, cholera (*inquest*). Brought from 5½ Little Pancras-street."

"On August 13th, female, aged 32, wife of ostler, cholera 36 hours. Brought from 5½ Little Pancras-street. The house from which these 2 persons were brought is very small and contains 49 persons; the wife of the male and 2 children were in the Hospital suf-

fering from cholera. The house was in a most filthy and neglected state, the drainage bad, and a cow-shed very near to it."

"On August 27th, at 21 Tottenham Court-road coffee-house keeper, aged 49 years, cholera 10 hours. Drainage very bad, a slaughter-house adjoining, and a tallow-melter's in the rear."

"On August 29th, at 8 Grasse-street, wife of labourer, aged 45 years, cholera 12 hours. This house was overcrowded, the drains very bad; 3 other persons from same place have died during the week at Middlesex Hospital. Each room let to weekly tenants."

The 3 following cases occurred in University College Hospital:—

"Widow, aged 52 years, nurse, diarrhoea 55 hours, cholera 24 hours, September 12th. From Grafton-street. This nurse had been attending her sister who had died of cholera."

"Widow, aged 33 years, charwoman, diarrhoea 24 hours, cholera 3 days 8 hours, 'post mort.' September 17th. From 10 York-buildings, Somers-town. This woman had been nursing a man with cholera at the time she had diarrhoea."

"Wife of beadle, aged 62 years, diarrhoea 4 days, cholera 36 hours, 'post mort.' From 21 Little Gower-place. Several cases of cholera have occurred in this ill-ventilated place, the houses being immediately behind those in Gower-place, and having immediately in front of them a high wall, the boundary of the University College, against which the inhabitants are permitted to throw potato skins, pea and bean shells, and other refuse. The air is shut out at both ends, the inlet and outlet being each formed by a kind of gateway from Gower-place. The house surgeon at the hospital states that, from the filthy condition of the place, the cases of fever which come under his notice from that locality are numerous."

"On September 16th, at 3 Pancras-street, greengrocer, aged 29 years, cholera 14 hours. House badly drained and ventilated; abutting on a cow-yard, the smell of which is very offensive, close to New Inn-yard; a place occupied chiefly by costermongers, and where there is allowed to accumulate quantities of stale greens, stale fruit, tainted meat, and unsaleable fish."

29 fatal cases occurred in University College Hospital (the majority brought in from places out of the district). In the Strand Union workhouse there has not been a single case of cholera.

9; 3. PANCRAS; *Gray's Inn Lane*. Pop. 22149. —Chol. 104; Diarr. 34.—Bounded on the north by the New-road, on the east by Hamilton-place, Lower-road; on the south includes Guildford-street, on the west Burton-crescent, &c.

Seven deaths from cholera in the month of January, took place in the Royal Free Hospital—the inmates number about 50; subsequently to October 1st, in this hospital, 53 more died from this epidemic, and one from diarrhoea. On June 27th, a fatal case occurred in Hunter-street, next on July 25th, then the 27th, 29th, &c.; in August 41 persons were deprived of life, principally between the 17th and 31st; in September 47, chiefly between the 4th and 13th; after the 23rd the epidemic considerably declined; in October 2 deaths, the last from cholera November 2nd, in Claremont-place, a gentleman aged 20 years, survived the attack 24 hours. By excluding the fatal cases of cholera in the Royal Free Hospital, the number belonging to all other parts of this district is 44. In the 3 months of July, August, and September, 91 deaths were assigned to cholera, and but 121 to all other causes of death; and in this period the births were 166, deaths 212. Cholera prevailed with great severity in the subjoined localities, viz.—

Judd-street,
George-street,
Chads-place,
Wood-street,

James-street,
Hastings-street,
Cromer-street,
Cooper's-buildings, &c.

The following cases, &c., are selected from the Registrar's reports:—

"In the Royal Free Hospital, January 6th, a boy aged 6 years, Asiatic cholera 14 hours; a girl aged 9 years, Asiatic cholera 10 hours. The above 2 cases are those of pauper children in Holborn Union, brought from Drouet's school at Tooting."

"On August 22nd, at 15 Britannia-street, the wife of a labourer, aged 45 years, cholera 4 days. The street is overcrowded and ill cleansed. Three other persons were attacked with the same malady in this house."

"On August 27th, at 17 Wood-street, the wife of an engineer, aged 19 years, cholera 18 hours. The street is very dirty and crowded, and occasionally the stench from the drains is almost intolerable."

"On September 22nd, at 2 Cooper's-buildings, the wife of a dealer, aged 65 years, cholera 3 days. Situation confined, dirty, and unwholesome. Several persons in this place have been attacked with cholera. One died on the 3rd instant."

9; 4. PANCRAS; Somers Town. Pop. 28910.—Chol. 53; Diarr. 51.

Situated east of the Hampstead-road; bounded on the north by Fig-lane, on the south by the New-road, and on the east by Brewer-street, Skinner-street, &c.

The first fatal case of cholera was recorded June 18th, in Seymour-street; the next followed on July 13th, then the 16th, 20th, &c.; in August 26 deaths, in September 16, and in October 2, the last on the 9th; principally fatal in the annexed localities, viz.—

Skinner-street,
Drummond-crescent and
mews,
Seymour-street, and row,
Ossulston-street,

Sidney-street,
Hampden-street,
Melton-street,
Charrington-street, &c.

Diarrhoea prevailed with great severity in the months of July, August, and September; the deaths from this disease respectively were 14, 11, and 12; the far greater number were of children under the age of 5 years.

The following notes are selected from the Registrar's report:—

"On August 30th, at 23 Melton-street, wife of market gardener, aged 64 years, cholera 7 days. Drainage, &c., good: deceased, who was from the country, came up to attend a sister at the same house, who died of the same disease, after 3 days' illness, on the 20th August, and kissed her sister just before the funeral. She was in perfect health when she came to London."

"On September 12th, at 58 Middlesex-street, daughter of drover, aged 9 years, cholera 3 days. No complaint as to drainage or otherwise. Deceased's father died at 25 Weston-street, on the 8th instant, of cholera, after a few hours' illness; and on the 9th instant, deceased (who was removed from the house in Weston-street on the previous evening) was taken ill."

"On October 2nd, at 3 Seymour-row, wife of general dealer, aged 64 years, cholera 36 hours. Mostly stables, occupied by cabmen, carmen, sweeps, and dealers in fish and vegetables. Deceased resided with her husband in a room over a place formerly used as stables, but now occupied by a dealer in wood. No place of convenience on the premises. There had previously been a death at No. 4 in the same row."

9; 5. PANCRAS; Camden Town. Pop. 15018.—Chol. 54; Diarr. 45.

Bounded on the west by Skinner-street, Brewer-street, and High-street; on the east by Maiden-lane; on the

south by the New-road; and on the north by the Regent's Canal, &c.

During the month of January, cholera was fatal to 13 persons in the St. Pancras Workhouse, and by October 23rd, 2 more deaths from the same cause occurred, and 12 from diarrhoea; the number of inmates about 1200. In the London Fever Hospital a fatal case of cholera was reported June 30th, brought from a court in Fleet-street. On March 31st, a death from the epidemic took place in Cheny-row, Pancras-road, and on June 12th, another in College-street west; in July 2 deaths, August 13, and in September 20, the last on the 29th, in Stephenson-street. During the last 10 days of August and the first 10 days of September, great mortality was caused by the epidemic; diarrhoea likewise was remarkably prevalent. In the months of July, August, and September, the deaths respectively were 10, 15, and 9. The poorer classes chiefly suffered from cholera resident in—

Pratt-street,
Ashby-street,
Weston-street,
King-street,
Bayham-street,

Queen-street,
Spann's-buildings,
Weston-place,
College-street, West, &c.

The annexed cases are selected from the Registrar's reports:—

"9 children who died of cholera in the St. Pancras Workhouse had been brought from Surrey Hall, Tooting, while under the influence of the disease."

"On March 31st, at 2 Cheny-row, a hawker, aged 34 years, Asiatic cholera—active symptoms 18 hours, continued fever 3 days. All the symptoms of Asiatic cholera were well marked in the patient, except cramps, which were very partial, and restricted to the upper extremities; lips and face blue and collapse, diarrhoea, rice-water. Transfusion of 30 ounces of blood was tried while in collapse, which rallied him for a day, but he died 3 days afterwards of continued fever."

"On September 13th, at 33 Cambridge-street, Agar Town, labourer in gas-works, aged 40 years, cholera 48 hours. Open place, but ill drained, house small, two families, not overcrowded."

"The whole number registered since June 27th to September 15th inclusive, a period of between 2 and 3 months, are—

Cholera	26
Diarrhoea	25
Dysentery	6
Total	57

In 26 cases of cholera, 11 were in the healthy part of Camden Town, and 11 near the Fever and Small Pox Hospitals, a very crowded and dirty neighbourhood, and all within a short distance of each other. Of the remaining 4, 2 were brought to the district, and 2 died in an unhealthy house in Pratt-street."

"On September 17th, at 8 Canterbury-terrace, Agar Town, wife of labourer, aged 36 years, diarrhoea, cholera 4 days. Small house, ill drained. Had attended her mother, who died of cholera 4 days previously."

9; 6. PANCRAS; Kentish Town. Pop. 10398.—Chol. 25; Diarr. 28.

Situated between Maiden-lane on the east and Hampstead on the west; bounded on the south by the Regent's Canal, and on the north by Highgate, &c.

On April 16th a death from cholera occurred in 12 hours, at 10 Winchester-street, Agar Town. The next fatal case followed on July 26th: the epidemic was prevalent to September 22nd; on this day a horse-keeper, aged 52 years, died in 30 hours, at 3 Ley-

bourne-road. Also the following localities suffered, viz.—

Junction-place,	Alfred-place, Maiden-
Swain's-lane, Highgate,	lane,
Lower Mansfield-place,	High-street, Highgate,
College-street, North,	Salisbury-street, &c.

Diarrhoea prevailed with great severity in the autumn, afflicting the very young and the aged.

10; 1. ISLINGTON; *Islington West*. Pop. 25396.
—Chol. 64; Diarr. 44.

Bounded on the south by Pentonville; on the west by Maiden-lane; extending north to the Holloway-road; including on the east the west side of Upper-street, &c.

Cholera broke out at 60 Gibson-square, June 9th; in the same house another death happened on the 14th, next on the 16th in Upper Park-street; in this month 6 deaths, in July 8, in August rose to 20, and increased to 26 in September. Towards the latter part of this month the virulence of the epidemic nearly expended itself,—in October but 2 deaths occurred, the last case on the 4th, in Charlotte-place, Holloway. 6 persons died from cholera, and one from diarrhoea, in the Islington workhouse; the number of in-door poor averages about 350. The epidemic was also fatal in—

Sidney-street,	Gordon-place, Upper
Palmer-street, place, and	Holloway,
mews,	Salisbury-terrace,
Belitha-terrace,	Thornhill-street,
Matilda-street,	Upper Winchester-street,
	&c.

28 males and 36 females died from cholera, chiefly attacking those between the ages of 15 and 60 years. The annexed table indicates the mortality at 3 periods of life :—

Age.	Deaths from Cholera.		
	Males.	Fe- males.	Total.
From birth to 15 years .	5	7	12
15 to 60 years . . .	22	25	47
60 and upwards . .	1	4	5

Diarrhoea prevailed extensively in July and August, especially fatal to children under 2 years of age: of the 44 deaths from this disease, 11 are described as adults and the rest as children, affecting the sexes in about equal proportions.

The subjoined cases are selected from the Registrar's reports :—

"On June 14th, at No. 60 Gibson-square, widow of a colonel, aged 53 years, cholera 48 hours. The deceased occupied a house situated in one of the open squares. The attention of the family was directed immediately after the death to offensive effluvia proceeding from the kitchen stairs, which they traced to an unused closet or cupboard. In the previous week was reported a death which occurred suddenly in the same house, of a gentleman, aged 60, from cholera, after 15½ hours' illness, whose sleeping-room was partly over this cupboard. Both parties had been previously in excellent health."

"On August 10th, at 10 Palmer-mews, Holloway, a labourer, aged 45 years, cholera 14 hours; the deceased drank 3 quarts of sour table beer just previous to the attack."

"On September 2nd, at 3 Rodney-place, White Conduit-fields, wife of a coal-porter, aged 45 years. Close confined place—had been attending upon her

brother in the next street, who died of cholera on the same day."

"On September 4th, at 14 Thornhill-street, Caledonian-road, a brickmaker, aged 27 years, cholera 48 hours. There is a gully-hole opposite the house, which emits a horrible stench at times; 2 of the neighbours died 2 days before of cholera."

"On September 5th, at 3 Burnard-place, Holloway, wife of printer, aged 40 years, cholera 2 days. Had attended her mother's funeral a week back, who died of cholera at Lambeth."

"On September 9th, at Paradise House, Holloway, wife of foreman to an iron wharf, aged 22 years, cholera 12 hours. This is a detached residence with paddock; the deceased had only 2 days previous left the neighbourhood of Blackfriars, where she had been constantly attending upon a friend ill with cholera."

"On September 20, at 1 Cornwall-place, Holloway, a schoolmaster, aged 54 years, morbus jecoris 2 years, cholera 24 hours, atrophy 3 weeks, coma one week. Nothing objectionable about the house or drain. His wife died on 28th ultimo in the same house, of cholera."

"On September 26th, at 1 Adam's-place, Holloway, daughter of baker (a twin) aged 6 years, cholera 5 days. 30 persons occupy this house, which consists of six or eight rooms, each family inhabiting only one."

"We have now over this parish 7 efficient medical house-to-house visitors, under authority of Board of Health and direction of medical inspector. Each case is daily reported and attended to, and many are discovered in time to be checked."

"On October 1st, at Starkey's-cottage, Sutton-gardens, Caledonian-road, wife of carpenter, aged 51 years, cholera 9½ hours, collapse 7 hours (had a severe attack of diarrhoea 5 weeks back). A foul drain runs at the back of the house. The houses or hovels in this spot are generally without drains."

"On September 29th, at 2 Gordon-place, Upper Holloway, daughter of labourer, diarrhoea 10 days, rice water purging 2 days. The place is ill-cleansed, and the dwellings let out in tenements to travellers and excavators."

"On October 4th, at 3 Charlotte-place, George's-place, Holloway, widow of bricklayer, aged 69 years, cholera 21 hours. The drain was lately opened, and left so for 3 or 4 days, emitting an offensive smell. Her sister, who was the occupier, and had dwelt there for many years, died in the previous week of cholera."

10; 2. ISLINGTON; *Islington East*. Pop. 30294.
—Chol. 123; Diarr. 66.

Bounded on the west by the east side of Upper-street and the Holloway-road; on the east by Southgate-road, part of Green-lane, and part of Kingsland-road; on the south by part of City-road and Regent's Canal.

On April 9th, a death from cholera occurred at 22 Albion-place, Ball's Pond; an interim of 11 weeks ensued to July 1st, on which day a case was fatal at No. 5 Anglers'-gardens; in the remaining part of this month 5 persons died; the epidemic considerably increased in August, and was fatal to 49 persons, and attained the high mortality of 66 in September; the last and only death in October occurred on the 2nd, in Sussex-place, Rotherfield-street; the greatest number of deaths in one day took place September 5th, and in 6 days to the 10th, 32 were deprived of life; after this date the virulence of this disease abated, and nearly ceased by the end of the month. Diarrhoea was remarkably severe in August, from the 10th to the 31st both inclusive, was fatal to 24 persons, and in September to 17; of the 66 deaths from this disease,

16 were of adults, namely, 4 men and 12 women, and the rest children under the age of 15 years.

The subjoined table illustrates the sexes, and mortality at three periods of life :—

Age.	Deaths by Cholera.		
	Males.	Females.	Total.
From birth to 15 years .	21	17	38
15 to 60 years . . .	39	30	69
60 and upwards . . .	6	10	16
Total . . .	66	57	123

Mechanics, labourers, &c., with their families, principally suffered from the epidemic, residing in—
 Cross-street, Ball's Pond, Albion-place,
 Elder Walk, Anglers'-gardens,
 Shepperton-place, cottages, Rutland-place, Hornsey-
 &c. road,
 Windsor-street, Brand-court and street,
 Lower and Upper Terrace, Holloway, &c.
 Popham-place and Terrace,

During the months of July, August, and September, 52 deaths occurred more than the births registered, or 4 births to 5 deaths; and on an average in every 3 deaths, one was assigned to cholera.

The annexed cases, &c., are selected from the Registrar's reports :—

"On July 10th, at No 3 Ward's-buildings, or place, Lower-road, son of a licensed victualler at nurse, 3 months, cholera 14 hours. The place is approached from the Lower-street by an arched passage. Immediately under a window of the sitting-room is a shed, containing a quantity of detritus of all kinds, the accumulation of months; and beyond, there is a common privy."

"On August 12th, at 3 William-street, New North road, compositor, aged 42 years, cholera. Drains in a bad condition—a cholera case in this house the previous week."

"On August 13th, at 3 Graham-street, City-road, labourer, aged 25 years, cholera 12 hours. Drains complained of."

"On August 14th, at 12 Elizabeth-place, Ball's Pond, son of master bricklayer, cholera 13 hours. Had eaten a quantity of apples prior to the attack."

"On August 23rd, at 16 Albion-terrace, New North-road, pianoforte-maker, aged 55 years, cholera 10 hours. Had heard the day before of the death of two friends from cholera, which gave him mental uneasiness."

"On August 23rd, at 2 New Norfolk-street, widow of painter and glazier, aged 61 years, cholera 14 hours. A nurse; she had been attending some relatives attacked with cholera in Rotherhithe, and was labouring under much excitement."

"On August 20th, at 10 King-street, a sewer flusher, aged 50 years, cholera 24 hours. Had been in the same occupation more than 20 years; second attack."

"On August 20th, at 5 Porter's-place, Holloway, journeyman gas engineer, aged 68 years, diarrhoea 3 days, cholera 2 days. An habitual hard drinker."

"On August 30th, at 1 Anglers'-gardens, wife of journeyman picture-frame-maker, aged 39 years, cholera 12 hours. Many persons in this place keep pigs; in rear of this man's house nearly a dozen are kept. These gardens are only gardens in name."

"On September 5th, at No. 3 Brand-court, Hollo-

way, a labourer, aged 39 years, cholera 2 days. Cholera has been very prevalent in this court. The drainage of this place, as well as the whole of Brand-street, is very defective, and an open sewer runs at the back of all the houses on one side of Brand-street. The houses are all very damp, from the want of good drainage; the floors of the lower rooms rest upon the ground."

"On September 6th, at 3 Slaney place, Brand-street, Holloway, labourer, aged 39 years, cholera 7 hours. Many of these courts were at one time comparatively in the country, and their bad construction was neutralized by an allowance of fresh air; but they are now so hemmed in with new streets, that all their faults are aggravated to a degree that cannot be described without personal inspection. Common decency is hardly maintainable under these circumstances, and a 'state of being' is produced detrimental to themselves and all surrounding them."

"On September 17th, at 10 Rutland place, son of smith, cholera 5 days, previously suffered from marasmus. Sister died of cholera September 14th; mother attacked and lying dangerously ill. In the same house, on the same day, brother of the above, cholera 7 days. This makes 7 deaths from 10 houses."

"On September 19th, at 8 Rutland place, Islington, daughter of labourer, cholera 8 days. Deaths from cholera in this place: one at No. 7, 2 at No. 8, one at No. 9, 4 at No. 10. Before the first death at No. 8, 17 persons were living in that house, containing 4 very small rooms, with no back windows."

"On September 26th, at Highbury Terrace-mews, Islington, wife of harness-maker, aged 62 years, diarrhoea 12 hours, cholera 19 hours. Highbury-terrace is at the summit of a gentle acclivity, at the bottom of which at a short distance is Brand-street, &c., where the cholera has been most rife."

II; 1. HACKNEY; Stoke Newington. Pop. 4490. Chol. 8; Diarr. 2.

Bounded on the west by Green-lane, on the east by Kingsland-road, on the south by Newington-green, and includes the entire parish of St. Mary.

Cholera commenced in August; on the 21st a case terminated in 13 hours at No. 12 Cock and Castle-lane; the next case in the same locality on the 26th; 4 fatal cases of cholera took place in Cock and Castle-lane; the last death occurred September 26th, in Church-street.

The following notes are selected from the Registrar's reports :—

"On August 21st, at 12 Cock and Castle-lane, master shoemaker, aged 50 years, cholera 13 hours. Close, 2 families living in 4 rooms; the whole street is unfavourable to health, and has a dirty gutter running down one side."

"On September 3rd, at 18 Prospect place, Back-road, wife of brickmaker, aged 25 years, cholera 13 hours, in the stage of collapse. The house close and overcrowded, and very unfavourable to health."

"On September 5th, at 5 Elizabeth-terrace, Edward's-lane, son of a coachman, diarrhoea 3 days, rice-water purging. The street is open and well cleansed. This child was one of a family of 7; 5 children, father and mother, occupying 2 rooms, the house consisting of 4 rooms, the 2 lower ones occupied by another family of 6; the whole 7 slept in one chamber. The child was in a state of collapse when first seen, and lived 10 or 12 hours afterwards."

II; 2. HACKNEY; Stamford Hill. Pop. 5140.—Chol. 13; Diarr. 8.

Includes the chapelry of Stamford-hill and the hamlet of Upper Clapton.

At High Hill-ferry, Upper Clapton, January 27th, the wife of a labourer died of cholera; in the same house, within 3 days, 3 persons died of the epidemic, which visited this locality with great severity; on this spot 7 persons were deprived of life by cholera and 3 from diarrhoea. The first case in August occurred on the 13th, in Spring-lane, and the last in this district was recorded September 29th, at High Hill-ferry, Upper Clapton.

The subjoined cases are selected from the Registrar's reports:—

"On January 27th, at High Hill-ferry, the wife of a labourer, aged 43 years, cholera 2 days, typhus 5 days. High Hill-ferry lies at the foot of a hill from 40 to 60 feet above the bed of the River Lea, at an angle of nearly 45°; and receives all the sewerage and surface water from it. The drainage is very bad, and the houses in which the deaths took place are of the lowest class, and generally very dirty, owing to the poverty of the inhabitants. The other parts of the district are perfectly healthy."

"On August 30th, at Stamford-hill, wife of harness-maker, aged 74 years, cholera 36 hours. The house in which the death occurred is situated at the rise of the hill, opposite Abney Cemetery; it has a black uncovered ditch running at the back, and emptying itself into Hackney brook."

II; 3. HACKNEY; *West Hackney*. Pop. 11108.—Chol. 23; Diarr. 17.

Bounded on the west by Southgate-road and the Kingsland-road; on the south by the Regent's Canal; on the east, part of Hackney Brook, Love-lane, and the Queen's-road, Dalston.

A case of cholera terminated in 20 hours, February 18th, in Pullen's-place; an interim of several months follows to June 18th, and was prevalent to October 13th; on this day a furrier, aged 43 years, died of the epidemic in 24 hours, in Derby-court, De Beauvoir-town. The subjoined neighbourhoods were likewise afflicted—

Tottenham-road, Kingsland,	John-street, Shacklewell,
Cock and Castle-lane,	Bartholomew-place, De
Kingsland,	Beauvoir-town, &c.
Frederick-place,	

II; 4. HACKNEY; *Hackney*. Pop. 14634.—Chol. 75; Diarr. 48.

Bounded on the west by part of Hackney Brook, Love-lane, Queen's-road, Dalston; on the east by the River Lea, &c.

Cholera was fatal to a servant and 5 infant paupers in Park-house, Church-street, between January 10th and 15th, the above children belonging to the Islington Poorhouse. After 7 deaths from diarrhoea were recorded in the Hackney Workhouse, Lower Homerton, cholera proved fatal to 2 persons on February 6th, and by October 22nd, 18 persons were deprived of life by the epidemic, and 19 from diarrhoea. In the German Hospital, Dalston, 9 persons died from cholera between May 23rd and September 18th. The following table represents the deaths from cholera in three periods of life.

Age.	Males.	Females.	Total.
Birth to 15 years . .	12	7	19
15 and under 60 years .	19	20	39
60 and upwards . .	7	10	17

Diarrhoea was very prevalent in February, also in August and September: of those fatally attacked, 16

were children under 15 years, 14 between 15 and 60 years, and 18 were aged persons over 60. In the following localities cholera and diarrhoea were fatal, viz.—

Hockley-street, Homerton,	King's-road,
Down-terrace,	Grove-lane,
Victoria-street,	Water-lane, &c.

The annexed cases are selected from the Registrar's reports:—

"On January 14th, a female, aged 50 years, cholera 30 hours."

"On January 15th, a female, aged 11 years, cholera 18 hours; low consecutive fever 3 hours."

"The first was a servant who belonged to the Islington Poorhouse, and had been brought to Hackney to nurse the sick children. The second was a girl belonging to the Islington Poorhouse, who had been brought to Hackney from Drouet's asylum at Tooting."

The 2 following cases occurred in the German Hospital, Dalston:—

"On June 6th, a male, aged 16 years, cholera 14 hours."

"On June 7th, a male, aged 6 years, cholera 10 hours."

"The above were natives of Switzerland, and had come from Germany with a view of emigrating to New York. The disease, which appeared in its worst form, seemed to have been produced principally by drinking large quantities of sea-water, and living in a ship overcrowded by passengers."

"On September 2nd, at Grove-lane, a gardener, aged 30 years, cholera 16 hours. The houses in Grove-lane stand open and airy, but the drainage is imperfect."

"On September 13th, at 20 Victoria-street, Homerton, son of a labourer, cholera 5 days. Victoria-street is situated at the back of High-street, Homerton, with about 100 houses, each containing 4 small rooms, in many of them 3 or 4 families, from 15 to 20 persons. The whole street is unhealthy, from the overcrowded houses and bad drainage."

12; 5. HACKNEY; *South Hackney*. Pop. 6889.—Chol. 20; Diarr. 18.

On the south includes the north part of Victoria Park and the Regent's Canal, bounded on the north by part of Hackney-brook, Waterloo-terrace, &c., extending from Hackney Wick to East Haggerstone.

After 3 deaths from cholera in February, the epidemic again appeared on July 24th, in Victoria-grove; in the succeeding month the mortality rose to 7, in September also 7, and in October 2; the last on the 5th, in North-street. The subjoined localities greatly suffered, viz.—

Goring-street,	Wells-street.
----------------	---------------

Diarrhoea chiefly prevailed in February and August; the greater proportion attacked were children under the age of 2 years.

The annexed cases, &c., are selected from the Registrar's cholera reports:—

"On February 8th, at 27 Goring-street, wife of a printer, aged 37 years, cholera 2 days."

A locality of the worst possible condition as regards drainage, most of the inhabitants having no other means of getting rid of refuse in a liquid state than by casting it into the street. The whole of the street is a continued pool of filth.

"On August 17th, at 1 Tryon's-court, widow of labourer, aged 69 years, cholera 14 hours. The house and the court in which it is situated are close and ill-ventilated. The deceased had been attending on a man who died in the same house 4 days previously of cholera."

"On September 6th, at Wood's-yard, Well-street,

daughter of journeyman file-cutter, cholera 15 hours. The houses in this yard are in a very bad state, being shut in by other buildings at the back, with drains and privies in close proximity to the dwellings."

LONDON.—CENTRAL DISTRICTS.

MIDDLESEX (PART OF).

12; 1. ST. GILES; *St. George Bloomsbury*.—Pop. 16981.—Chol. 19; Diarr. 15.

Comprises the entire parish of St. George Bloomsbury, bounded on the south by Broad-street, High Holborn, from George-street on the west to King-street on the east, extending north to Tavistock-place, Compton-street, &c. First death from cholera the 9th July, at 24 Montague-place; the epidemic was prevalent during the months of August and September, and entirely ceased after the 13th October, on which day the wife of a grocer, aged 46 years, died in Everett-street. The inhabitants of the following streets and adjacent neighbourhood suffered: Kenton-street, Duke-street, Museum-street, Henrietta-street and Mews, &c.

The following cases are selected from the Registrar's reports:—

"On the 18th August, at 61 Guildford-street, daughter of a warehouseman, aged 18 years, cholera 54 hours. The surgeon who attended this case stated that the mother and her 3 daughters had resided at Margate for some weeks. On the 13th, the mother was seized with Asiatic cholera at 18 Upper Marine-terrace, Margate, and died in 22 hours; on the same day a gentleman in the same house died of cholera in 12 hours. The 3 daughters returned to Guildford-street on the 14th, and on the 16th the 2 youngest were attacked with cholera."

"On the 22nd August, at 4 Colonnade-mews, Russell-square, son of coachman, cholera, fever of a typhoid character 7 days. A gully-grating to the sewer opposite the stable, which, the inmates say, emits at times a stench almost intolerable, and frequently becomes choked."

"On the 28th August, at 17 Brunswick-mews, coachman, aged 30 years, diarrhoea 5 days, cholera 18 hours. This mews is without a current of air passing through it, and generally dirty, with much vegetable and other decayed matter lying about."

"On the 29th August, at 44 Kenton-street, shoemaker, cholera 24 hours, collapse 19 hours. The place or tenement in which the deceased resided is through a passage and behind the front house, like many others on the Foundling estate."

"On the 3rd September, at 18 Little Coram-street, widow, formerly a servant, aged 64 years, cholera 6 days. Very close, having no back windows, and the street unfavourable to health."

"On the 5th September, at 33 Hyde-street, wife of a carpenter, aged 43 years, cholera 11 hours. The informant stated that the privy was situated in the front area, and so confined as to emit the stench up the house, which at times was intolerable."

12; 2. ST. GILES; *St. Giles South*. Pop. 19634.—Chol. 194; Diarr. 32.

Bounded on the north by Broad-street and High Holborn, from St. Andrew-street on the west to the east side of Lincoln's Inn Fields, on the south by Castle-street, Drury-lane, Duke-street, &c. The mortality from cholera was very considerable in the Union Workhouse, where 109 persons died from the 7th July to the 5th October, both inclusive, and on which days the first and last

fatal cases in this Registrar's district occurred; a great portion of the 109 deaths were persons not belonging to this part of the parish, but removed into the Workhouse from the North and Bloomsbury sub-districts, namely, from Church-lane, Kennedy-court, Tower-street, &c. By excluding the Workhouse, 85 instead of 194 would represent the deaths from cholera in this district.

	Deaths from Cholera in St. Giles Workhouse.				Total.
	July.	Aug.	Sept.	Oct.	
Men	5	11	14	..	30
Women	7	25	21	1	54
Boys } Under 15 years {	1	4	5	..	10
Girls } of age {	3	9	3	..	15
Total Cholera . .	16	49	43	1	109
Total Diarrhoea .	1	1	1	..	3

Throughout the month of August and the first 9 days of September, 144 persons were deprived of life; the greatest severity of the cholera epidemic was felt on the 3rd September; on this day 11 died; 5 took place in the Workhouse, where the number of indoor poor is about 770; and here in 9 days, from the 29th August to the 8th September, 29 fatal cases of cholera were recorded. The following localities suffered from the epidemic, viz., Wild-court, Great Earl-street, King-street, Lascelles-court, Charles-street, Endell-street, Brownlow-street, Queen-street, Great Wild-street, &c. In King-street, 16 deaths were referred to cholera and 3 to diarrhoea, exclusive of those persons who died after removal into the Workhouse. An engraver, aged 33 years, at No 14 King-street, the 16th August, was fatally attacked by the epidemic, survived 16 hours; in 2 days after, in the same house, his wife also died of cholera; in the next house, No. 15, between the 26th and 29th, the 3 children of a carpenter died; in this house a previous death by cholera occurred on the 19th August, and another on the 8th September, making 5 persons who died from cholera in this house; and at No. 16 in the above street a death from cholera in 20 hours was recorded, the 5th September; 15 women, described as charwomen, died of cholera and diarrhoea in the Union Workhouse. The greatest mortality was observed amongst the poorer and working classes inhabiting the above localities. The following cases, &c., are selected from the Registrar's reports:—

"On the 13th August, at 5 Lascelles-court, a labourer, aged 70 years, cholera 18 hours. Close, ill-cleansed, and overcrowded (one common privy for the whole of the inhabitants)."

"On the 6th September, at 31 Charles-street, Drury-lane, a journeyman coach-body maker, aged 52 years, cholera 15 hours. 2 deaths in the same house previously registered."

"On the 9th September, at 1 Duke-street, Lincoln's Inn-fields, the daughter of a boot-closer, cholera 24 hours. House close, ill-cleansed, and overcrowded; the basement converted into a slaughter-house. 7 people ill in the house and one removed with cholera to the Hospital."

"On the 11th September, at 22 Broad street, a spinster, aged 23 years, cholera 2 days. This is the third death in the house from cholera."

"On the 11th September, at 2 New-street, a pavior, aged 52 years, cholera 6 hours. This is the fourth death in the house from cholera."

12; 3. ST. GILES; *St. Giles North*. Pop. 17677.—Chol. 72; Diarr. 30.

Extends on the east side of Crown-street and Tottenham Court-road to Francis-street, to George-street, to St. Andrew-street, and to Torrington-square, &c.

Cholera prevailed with great severity in the Rookery, Church-lane, Kennedy's-court, and the following streets, &c.: George-street, New Compton-street, Dudley-street, Tower-street, New-street, High-street, &c. 34 persons were fatally attacked by cholera in Church-lane; 5 of these persons died after being admitted into the Union Workhouse. The first fatal case was recorded on the 11th July, at No. 11 George-street, a hawker, aged 65 years, survived the attack 13 hours; next case on the 20th, then the 22nd, 23rd, &c.; by the end of this month 8 deaths. Cholera destroyed in August 36 persons, and in September 28; after the 13th this district was relieved from the epidemic, which was at its maximum during the first 11 days of September; the greatest number in one day happened on the 11th; all that part known as the Rookery suffered severely. In the 3 months of July, August, and September, the deaths were 102 from cholera and diarrhoea, whilst but 63 were referred to all other causes, independently of those removed out of the district, when attacked by cholera, and afterwards died in the Workhouse, situated in the south district of the parish. The subjoined notes are selected from the Registrar's reports:

"Cholera and diarrhoea have been very prevalent within the last fortnight in the neighbourhood of Church-lane (known as the Rookery) and the courts adjoining, particularly in Kennedy's-court, in which there is a nest of 7 houses (crowded and dirty) with only one privy, and the drainage defective. The occupants have complained sadly for some time of the stench arising from the drain, which frequently overflowed the pavement. The locality is both confined and unhealthy, from the dirty habits of the Irish who frequent it, and the drainage of the houses and the ventilation of the sleeping-rooms very imperfect."

The mortality from the prevailing epidemic in Church-lane (the 'Rookery'), among the poor Irish families, has been excessive; it first showed itself on July 21st. There are 15 houses on each side of the way, and there were 28 deaths, viz.:—In the house No. 3 Church-lane, 3 deaths have been registered; at No. 4, 2; No. 6, 2; No. 7, 4; No. 8, 2; No. 15, one; No. 17, one; No. 18, 3; No. 20, one; No. 21, 2; No. 22, 2; No. 24, one; No. 27, 3; and No. 28, one. Many of the inhabitants of the lane have dispersed, and the deaths of several have been registered elsewhere, independently of those removed and dying in the workhouse."

"On September 16th, at 1 Carrier-street, daughter of labourer, aged 7 years, diarrhoea (not certified). The house is in a most filthy and wretched condition, being close, ill-cleansed, overcrowded, and ill-ventilated, and 20 persons slept in a small room on the previous night. The staircase was covered with filth, and the stench arising from the house was so offensive that the Registrar was obliged to request the mother to accompany him to the adjoining house to register the death of her child. Carrier-street forms a part of the 'Rookery' of St. Giles."

House-to-house visitation has been attended with the greatest benefit and success, and many lives have been saved by thus having early recourse to medical advice.

13; 1. STRAND; *St. Anne, Soho*. Pop. 16480.—Chol. 47; Diarr. 28.

Includes the entire parish of St. Anne, Soho; viz. the south side of Oxford-street, from Wardour-street on the west to Crown-street on the east, extending south to Leicester-square, &c.

At No. 6 Dean-street, July 15th, a carpenter's wife died of cholera in 10 hours; next case the 16th, then on the 21st, 26th, &c. During this month 5 deaths, August 26, September 15, and October one, on the 3rd, in Crown-street; from the 5th August to the 13th September, the epidemic was most fatal, and during this period 38 persons died: cholera nearly ceased by the end of September.

In the following streets and contiguous neighbourhoods the epidemic prevailed, viz.:—Dean-street, Falconberg-court, St. Anne's-street and court, King-street, Crown-street and court, Grafton-street, Market-street, Porter-street, Lisle-street, &c.

At No. 10 Great Newport-street, on the 30th August, the 2 children of a bookbinder died of cholera, the one in 11 and the other in 21 hours after the attack.

The following selections are made from the Registrar's reports:—

"On the 24th August, at 4 Falconberg-court, costermonger, aged 25 years, cholera 7 hours. Close-court, overcrowded, and unfavourable to health. 2 privies close to the room. Every room in the house let out to separate families. The deceased had lost, within 3 weeks, his 2 brothers, his sister, and child from cholera, in Lascelles-place, St. Giles."

"On the 28th August, 20 Lichfield-street, wife of journeyman bootmaker, cholera 26 hours. Open street. A female died in same house, of cholera, August 19th."

"On the 1st September, at 8 Prince's-row, son of journeyman tailor, aged 8 years, cholera 18 hours. House all let out to lodgers, and close to a slaughter-house."

"On the 2nd September, at 425 Oxford-street, needlewoman, aged 62 years, cholera 11 hours. Her sister died in the same house on the 31st August. Open street."

"On the 4th September, at 11 Grafton-street, gas-fitter, aged 27 years, cholera 12 hours. Offensive smell in house, with slaughter-house at the back. Open street."

"On the 5th September, at 3 Market-street, carpenter, aged 34 years, cholera 18 hours. House dirty and crowded, having a slaughter-house at back."

"In the same house, on the 8th September, wife of tailor, cholera 60 hours. She attended upon the above person who died of cholera."

13; 2. STRAND; *St. Mary-le-Strand*. Pop. 11732.—Chol. 19; Diarr. 9.

This Registrar's district extends on the south side of Long Acre to Maiden-lane and Tavistock-street, bounded on the west by Bedford-street, including Bow-street, Bridges-street on the east, &c.

Died of cholera, a fruiterer, aged 37 years, at No. 2 Bow-street, the 31st May; the next case on the 23rd June, fatal in 12 hours; another on the 27th July, in 7 hours; the epidemic prevailed in the months of August and September, and ceased on the 9th October.

The residents in the following localities suffered from the epidemic, viz., Windsor-court, Drury-court and lane, Bow-street, White Hart-street, Clements-lane (part of), &c., independently of those persons removed, after attacked by cholera, into the Workhouse and King's College Hospital.

13; 3. STRAND; *St. Clements Danes*. Pop. 15386.—Chol. 90; Diarr. 25.

Bounded on the south by the river Thames, Cecil-street on the west, to Middle Temple-lane on the east, extending north to Lincoln's Inn-fields, Cur-sitor-street, Tavistock-street, Duke-street, &c., and includes the Middle Temple, Clifford's Inn, Clements Inn, Liberty of the Rolls, &c.

48 cases of cholera were fatal in King's College

Hospital, between the 10th July and the 9th November; viz., in

July	Aug.	Sept.	Oct.	Nov.
14	21	11	1	1

The persons in the hospital number about 90.

First case, 12th July, at 10 Sheffield-street; last case, 25th September, at 2 Kingsbury-place; the epidemic was at its maximum the 6th September, and nearly ceased after the 20th. The mortality from cholera, in the annexed localities, has been excessive, viz., Clements-lane and court, Birches-place, Searle's-place, Milford-lane, Crown-court, White's-alley, &c., and all that part known as the Liberty of the Rolls. Between the 19th and 21st July, a porter's wife, aged 30 years, and 3 children, all one family, within 3 days, died of cholera in King's College Hospital; nearly half the deaths in this district, during the months of July, August, and September, are attributed to cholera, and in this period 103 deaths from all causes were registered in excess over the births. The annexed notes, &c., are selected from the Registrar's reports.

The six following cases occurred at King's College Hospital:—

"On the 1st August, a bridle-cutter, aged 31 years, cholera 12 hours, from 75 Brandon-street, Walworth. Deceased left Walworth in the morning early, and was attacked during the day—dying in the Hospital at 8½ p.m. His wife, whom he left well at Walworth in the morning, died there also, of cholera, at ¼ to 8, p.m., half an hour before the husband."

"On the 30th July, wife of policeman, aged 49 years, cholera, state of collapse 20 hours, from Duke's-court, Drury-lane. Had been to Greenwich 2 days previous, to nurse her son affected with cholera."

"On the 31st July, female, aged 45 years, nurse at the Hospital, cholera diarrhoea 2 days, collapse 10 hours."

"On the 1st August, female, aged 28 years, wife of labourer, a nurse at the Hospital, cholera 37 hours."

"The above were 2 nurses in the cholera wards of King's College Hospital, after being in attendance during 2 days and nights on the sick. They retired to rest at 11 o'clock, p.m., on the 30th July, within 2 hours of which time they were both attacked. The first died at 9 o'clock, a.m., on July 31st, and the second at 3½ o'clock, a.m., on the 1st August."

"On the 11th August, a journeyman tailor, aged 50 years, disease of bladder 18 months, cholera 15 hours, p.m., from 16 Little Gray's Inn-lane, Holborn, in the ward adjoining the cholera ward."

"On the 12th August, a journeyman farrier, aged 49 years, abscess of leg one month, cholera 9 hours, from 4 Charles-street, Drury-lane. Perhaps the filthiest street in the metropolis, harbouring the scum of St. Giles's. Took cholera in a bed adjoining the doorway of the cholera ward."

The preceding 2 men had been in Hospital some time for surgical treatment.

"On the 12th August, daughter of journeyman tailor, diarrhoea one week, at 13 Bear-yard, Clare-market. This is the third child this man has lost within 1½ year. Bear-yard consists of stables, &c., with dung heaps."

"On the 15th August, son of a compositor, cholera degenerating into typhus, 4 days, at 6 Lower Searle's-place, Liberty of the Rolls, formerly Shire-lane, a closely crowded district, the drainage bad, accumulation of filth in the kitchen, cesspool overflows."

"On the 20th August, at 175 Strand, master grocer, aged 66 years, diarrhoea 12 hours, cholera 40 hours. Had been attending the funeral of some relatives who died of cholera in the country, and was attacked almost as soon as he got home."

The backs of the houses in which the 3 following cases occurred nearly meet; the smells from stables and cowsheds are horrible. Costermongers go down these narrow dark lanes near the river and throw about stinking fish, decayed vegetables, and all kinds of refuse. There is a drain in front of 4 Milford-lane, which is kept covered in by the neighbours, the stench from which is almost intolerable.

"On the 22nd August, at 4 Milford-lane, wife of journeyman lamp-wick maker, diarrhoea 3 days, cholera 24 hours."

"On the 23rd August, at 10 Milford-lane, wife of journeyman engineer, cholera 24 hours."

"On the 24th August, at 37 Arundel-street, wife of labourer, cholera 14 hours."

"On the 25th August, at George-yard, Drury-lane, journeyman picture-frame maker, aged 25 years, cholera 12 hours. Close by a burial-ground, raised 9 or 10 feet above the neighbouring ground-level by the interments."

"On the 30th August, at 6 Cromwell-place, labourer, aged 21 years, cholera 3 days. A low, dirty, crowded court, opening into Little Shire-lane, and terminating in a 'cul de sac.' Drainage bad and offensive."

"On the 11th September, at 9 Lee's-buildings, Liberty of the Rolls, daughter of footman, aged one year, dentition cholera 4 days. The mother of deceased ascribes the attack to the impure air of the locality, and states that a month ago a cesspool (into which all the drains of the buildings empty themselves), situated opposite her door, was opened, and remained open several days; that since then many people in the vicinity have died of cholera."

"On the 13th September, at 45 Clement's-lane, son of policeman (deceased), cholera 2 days. His younger brother died on the 15th, in King's College Hospital. An overcrowded, filthy lane."

"On the 16th September, at 14 White's-alley, Liberty of the Rolls, daughter of journeyman shoemaker (deceased), aged 21 years, cholera 2 days. Cholera raged in this cluster of close, crowded, dirty courts to an alarming extent. This is the adjoining court to Lee's-buildings, previously alluded to, situated between Chancery and Fetter lanes."

"On the 17th September, at 10 Milford-lane, widow of labourer, aged 49 years, cholera 2 days. Her husband died of cholera a week before her; and this is the 6th death from cholera in the same house."

"On the 25th September, at 2 Kingsbury-place, Liberty of the Rolls, adjoining White's-alley, wife of coal-heaver, aged 36 years, diarrhoea 48 hours, cholera 36 hours."

"In this close, crowded court the houses have only one window at the back, and that is on a staircase. The privies, communicate with a cesspool in the centre of the place, and smell dreadfully."

"For the 3 months ending the 30th September, the deaths are not more than one-third above the average, if the cases brought to King's College Hospital from other parishes were omitted. Diarrhoea and cholera appear to have superseded, to some extent, other diseases peculiar to the season."

"On the 1st October, at 10 Milford-lane, St. Clements Danes, son of journeyman tailor, diarrhoea 7 days. Several fatal cases of cholera have occurred in the same house. The privy is on the first floor and smells."

"On the 3rd October, widow of labourer, aged 50 years, cholera 2 days, secondary fever 2 weeks (post mort.), at King's College Hospital, from 29 Clements-lane. The deceased's husband died on the same day of typhus."

"The epidemic in this district was fatal in 4 dis-

inct quarters; they may be distinguished as the White's-alley district, situate between Chancery and Fetter lanes; the Shire-lane district, opening into Fleet-street, near Temple-bar; the Clements-lane district; and Milford-lane district, near the river, which are dirty, close, badly-drained, stinking, and filthy, every room tenanted by a distinct family of the poorest description, and in many of the houses there are 30 people; almost every house contains a cesspool, emptied occasionally by the lodgers, who throw the contents by pailfuls into the court. Scarcely a case has occurred in the more respectable and open part of this district."

14; 1. HOLBORN; *St. George the Martyr*.—Pop. 17407.—Chol. 20; Diarr. 10.

Bounded on the south by Holborn, Cursitor-street, &c.; by King-street and Lincoln's Inn-fields on the west, to Gray's Inn-lane on the east; extending north to Guildford-street and Henry-street, including Lincoln's Inn, Gray's Inn, Staple Inn, &c.

Cholera was fatal on the 20th February at No. 4 Raymond's-buildings, Gray's Inn; the next case the 14th July, a surgeon, aged 64 years, at Southampton-buildings; the greatest mortality occurred in the months of August and September, on the 30th the epidemic ceased, and was most prevalent in Fulwood's-rents, Eagle-street and court, Castle court, Lamb's Conduit passage, &c., &c., exclusive of those removed after attacked by cholera to the Workhouse and St. Bartholomew's Hospital. The Registrar, in his reports, describes the following cases and localities:—

"On the 19th August, at 19 Fulwood's-rents, wife of journeyman shoemaker, aged 56 years, cholera 12 hours. This is a large house, with about 80 feet of space between the back, front, and any other building. The lodgers complain of a cesspool in the yard (near the house) belonging to No. 18, the effluvia from which is at times very offensive. There are 9 families resident in this house."

"On the 27 August, at 1 Eagle court, Eagle-street, son of journeyman cabinet-maker, aged 7 years, diarrhoea one week, cholera 17 hours. A very close court, without a thoroughfare, consisting of 3 houses. The drainage is very bad."

"On the 7th September, at 13 Fulwood's-rents, wife of groom, aged 30 years, diarrhoea 4 days, cholera 30 hours. This is a densely-populated neighbourhood. The house is very large, with yard at back, one side open to Gray's Inn-gardens."

"On the 7th September, at 3 Castle-court, waiter, aged 49 years, diarrhoea 14 days, cholera 12 hours. This court branches out of Fulwood's-rents. No thoroughfare; thickly populated."

"On the 30th September, at 2 Lamp Office-court, Lamb's Conduit-street, daughter of journeyman cabinet-maker, aged 4 years, cholera 2 days, effusion of the brain 5 days. This court contains 3 houses, open in front. No back rooms nor yard behind; generally full of lodgers. 2 deaths occurred in this house on the same day."

14; 2. HOLBORN; *St. Andrew Eastern*. Pop. 12613.—Chol. 110; Diarr. 39.

Extends east of Gray's Inn-lane to Leather-lane, from the north side of Holborn to Warner-street, Eyre-street, &c., and includes Furnival's Inn. In January the prevalence of cholera occasioned a great excess of mortality; the deaths from the epidemic were 19, all of whom died in the Union Workhouse, and here also in the succeeding month 2 more perished; a lapse of nearly 4 months ensued, when again cholera was fatal in the Workhouse, on the 30th May; the following day a boot-maker, aged 45 years, died in Brook-street; the annexed table represents the deaths from cholera and diarrhoea:—

	Union Workhouse, Gray's Inn Lane.	
	Chol.	Diarr.
January	19	10
February	2	5
March	3
May	2	..
June	4	1
July	17	2
August	30	2
September	10	2
Total	84	25

A great proportion of the above deaths were persons removed into the Union Workhouse, after attacked by cholera, from the Saffron-hill and St. George-the-Martyr districts, belonging to the same Union; and if the 84 deaths in the Workhouse were deducted, 26 would be the number of persons who died of cholera in other parts of this district; the number of pauper inmates about 700; the cholera epidemic in the Union-house ceased on the 22nd September, and in other localities on the 20th September. In this district many persons residing in Tindall's-buildings, Portpool-lane, &c., were attacked by cholera, and died after removal into St. Bartholomew's Hospital. The principal neighbourhoods which suffered from the epidemic are Crown-court, Liquorpond-street; Tindall's-buildings, Gray's Inn-lane; Brook-street, Portpool-lane, Baldwin's gardens, Union-buildings, Leather-lane; Tash-street, Fox-place and court, &c., &c. The following cases, are selected from the Registrar's reports:—

"On the 20th August, in the workhouse, removed from Tindall's-buildings, Gray's Inn-lane, a widow, aged 40 years, cholera 16 hours. Tindall's-buildings is a large open court, densely populated with Irish families. The court is clean, with a large sewer at the bottom."

"On the 21st August, at the Hole-in-the-Wall passage, Brook's Market, wife of greengrocer, aged 52 years, diarrhoea one month, dropsy 4 years. The Hole-in-the-Wall passage is very narrow, with houses on both sides, and one privy for the whole. Has a large slaughter-house in the centre."

"On the 21st August, at 6 Tash court, Tash-street, Gray's Inn-lane, wife of labourer, aged 43 years, cholera 36 hours. Tash-court is very thickly populated; is a thoroughfare, and appears generally clean; small open yards behind, with water butts, &c."

"On the 21st August, at Bell-court, Gray's Inn-lane, painter and glazier, aged 51 years, cholera 24 hours. Bell-court is large and open; a great thoroughfare from Gray's Inn-lane. They have all open yards behind, with good drainage."

"On the 23rd August, at George-court, Fox-court, labourer, aged 54 years, cholera 10 hours. George-court, Fox-court, and several courts adjoining, thickly populated. Is a thoroughfare leading out of Gray's Inn lane to Brook-street, Holborn."

"On the 7th September, at 20 Back-hill, Hatton-garden, daughter of compositor, cholera 6 hours. Back-hill is a large open street, with good drainage and plenty of water."

14; 3. HOLBORN; *Saffron Hill*. Pop. 14441.—Chol. 31; Diarr. 6.

Bounded on the west by Leather-lane, including Saffron-hill on the east, extending north from Holborn hill to Ray-street, Vine-street, &c.

Cholera became fatal the 2nd July, at 38 Kirby-street, next case on the 9th. During this month 9 deaths, in August 6; in September 14; and 2 in October; namely, one on the 2nd, in Leather-lane, and the last on the 30th, in George-yard.

The following localities suffered from the epidemic—

Saffron-court, Great Saffron-hill, Union-court, Leather-lane, Greenhill's-rent, George-yard and alley, Hatton-yard, &c.

During the 3 months ending the 30th September, 15 more deaths than births were registered, not including those persons attacked by cholera who died after admission into the Workhouse or the Hospital of St. Bartholomew.

The following cases, &c., are selected from the Registrar's reports:—

"On the 31st August, at 20 Union-court, Saffron-hill, widow of shoemaker, aged 50 years, cholera 18 hours; the stench from the privy of this house is sometimes very offensive."

"On the 1st September, at 2 Hatton-yard, shopman to cheesemonger, aged 28 years, cholera 6 days. The deceased was shopman to a cheesemonger of Ludgate-hill, where 2 persons were attacked with cholera and died a few weeks previous."

"On the 8th September, at 18 Field-lane, Saffron-hill, wife of labourer, aged 52 years, cholera. The house in which this death occurred is a lodging-house for tramps and prostitutes, in a narrow lane, badly cleansed."

"On the 10th September, at 7 Back-hill, Saffron-hill, son of gas-fitter, aged 18 years, cholera 48 hours. There is a cesspool in the next house which occasionally overflows, and the drains smell very offensive."

"On the 11th September, at 110 Great Saffron-hill, son of tinman, aged 5 years, cholera. The second child of this family who has died within a week; offensive smell from drain."

"On the 6th September, at 16 Saffron-street, blacksmith, aged 43 years, cholera 14 hours. There is a fat-melter's at the back of this house, which (when they are boiling) smells very offensive."

15; 1. CLERKENWELL; St. James. Pop. 19417. —Chol. 53; Diarr. 48.

Includes the southern part of the parish, bounded on the east by Goswell-street, from Charter House-square, extending north to Percival-street, west to Ray-street, Turnmill-street, &c., on the south by West Smithfield, Cow Cross-street, &c.

In the Middlesex House of Detention, a spinster, aged 26 years, died of cholera on the 10th February; the epidemic subsequently, on the 28th June, proved fatal in 24 hours to a grocer, aged 49 years, at 34 St. John-street. The next case followed on the 9th July, then on the 19th, 21st, &c. During September, 25 persons were destroyed by cholera and 18 by diarrhoea. In the month of August the numbers were 18 and 8 respectively. The last death by cholera on the 9th November. The deaths from diarrhoea were numerous, and more especially to children under 3 years of age. In 48 cases, 8 were adults above the age of 20 years. In the Middlesex House of Detention 2 cases of cholera proved fatal: the average number of prisoners about 110. At the Workhouse in Coppice-row, one death from cholera and 2 from diarrhoea: the average indoor poor number about 430. The comparative number of deaths from cholera during 3 periods of life is here shown:—

	Males.	Fe- males.	Total.
From birth to 15 years .	7	5	12
15 and under 60 years .	15	20	35
60 years and upwards .	2	4	6

The following places were infected by cholera and diarrhoea:—

White Horse-court, Coppice-row, Cock-court, Turnmill-street, King-street, Clerkenwell Green and Close, Great Sutton-street, Rose-alley, Pear Tree-court, Bit-alley, Northampton-street, St. James-street, &c.

Several persons belonging to this Registrar's district, when attacked by cholera, were removed to St. Bartholomew's Hospital, where their deaths were subsequently registered.

Artisans, tradesmen, &c., including their families, were the principal sufferers from the cholera epidemic, and chiefly those in the middle age of life. In the majority of fatal cases the attack was sudden and the termination of life rapid, in many instances not exceeding 24 hours.

At No. 11 Paradise-court, a tailor died of cholera, the 16th August, in 7 hours after the attack; on the following day his son also died.

The following selection of cases, &c., are made from the Registrar's reports:—

"On February 10th, in Middlesex House of Detention, female, aged 26 years, malignant cholera 10 hours, produced by causes occurring out of the prison, in a person of debilitated condition (*inquest*). This person had come from a house of bad character in Whitechapel. She was brought in the prison van on the 9th inst., had a warm bath, and was taken to her cell, but died on the morning of the 10th. It appeared that she had suffered from a very bad leg almost in a state of mortification."

"On July 9th, a prisoner in the Middlesex House of Detention, male, aged 18 years, Asiatic cholera 75 hours (*inquest*). Deceased was admitted on the 6th inst., and died on the 9th inst. The prisoner attributed the disease to his having partaken of tainted meat the day previous to admission."

"On August 6th, at 4 Broad-court, Turnmill-street, costermonger, aged 40 years, sudden, cholera (*inquest*). The court is close, ill-cleansed; the drains of the houses on this side run through the passages, with a loose board to cover them."

"On August 16th, at 11 Paradise-court, Peter-street, tailor, aged 34 years, cholera 7 hours. The court is confined, abutting on a horse-slaughterer's, the smells from which at times are very offensive. On the following day a son died of choleraic diarrhoea."

"On August 19th, at 11 White Horse-court, Turnmill-street, widow of journeyman bootmaker, aged 45 years, diarrhoea 36 hours, cholera 19 hours. Defective drainage. The court leads to a horse-slaughterer's, and is occupied by very poor people."

"On August 27th, at 1 Hooper-street, female servant, aged 23 years, cholera 14 hours. Was servant in Ludgate-hill, where she was attacked about 3 o'clock in the morning, and brought to Hooper-street; where she had been the day before, apparently in good health, she had attended some of the family in cholera. Four of the domestics were attacked—2 died."

"On September 8th, at 6 Caroline-place, Goswell-street, wife of tailor, aged 37 years, cholera 25 hours. This is a very close, ill-cleansed, and overcrowded court; there are 12 houses in it of 3 rooms each, one over the other, which are occupied by separate families—about 180 individuals. There are but 2 privies common to the whole court, with a large cesspool, which has been emptied twice with the machine; there is also a large slaughterhouse in this court, and many pigs kept at the back of the houses."

"On September 23rd, at 22 Pear Tree-court, wife of labourer, aged 43 years, cholera 20 hours. She was engaged to lay out a person, the daughter of a watch-

maker, who had died of the disease, and to wash the clothes. Since then, a married daughter who attended her during illness has been taken ill. She had an infant at the breast, who was also attacked, and removed to St. Bartholomew's Hospital."

15; 2. CLERKENWELL; *Amwell*. Pop. 13490.—Chol. 17; Diarr. 17.

The west part of the parish of St. James, Clerkenwell, bounded on the east by Rosamon and Amwell streets, on the west by Hamilton-place, Lower-road, Warner-street, &c., and on the north by the south side of Pentonville-hill, &c.

First fatal case of cholera, July 13th, in Holford-place; the next succeeding case, August 14th. In the month of September the epidemic increased in severity, and carried off 12 persons. The last case occurred October 7th. Cholera and diarrhoea prevailed in the following localities:—St. Helena-place, Exmouth-street, Vineyard, court, and walk, Holford-street, Amwell-street, Ann-street, &c. At No. 8 Ann-street, 4 deaths from cholera took place within a fortnight; the first attacked was a boy, 7 years of age, survived 13 hours. The subjoined cases, &c., are selected from the Registrar's cholera reports:—

"On August 14th, at 13 William-street, discharged gunner in the artillery, aged 40 years, bilious diarrhoea, collapse 5 days. The deceased was a confirmed drunkard, and was intoxicated when attacked; his wife, supposing him to be merely suffering from the effects of drink, did not apply for medical aid for several hours after."

"On August 17th, at 42 Exmouth-street, house-keeper in a linen-draper's family, aged 63 years, cholera 18 hours. The deceased was in health up to the moment she was stricken. Medical assistance was immediately procured."

"On August 14th, at 16 Wood-street, bookbinder, cholera 14 hours, diarrhoea 2 days. The drainage all about this locality very bad."

"On August 14th, in the Middlesex House of Correction, prisoner, aged 26 years, cholera sudden (*inquest*). The deceased was seized on his entrance into the Prison. Medical treatment was had immediately. Out of more than a thousand persons in the prison at this time there was scarcely a sick person."

"On September 2nd, at 14 Exmouth-street, servant of a jeweller, aged 16 years, cholera. The house in which this girl died abuts on the Spa-fields burying-ground; the window of the kitchen in which she lived opens nearly upon the earth; graves are allowed to remain open all night, and the exhalations therefrom are most offensive."

"On September 7th, at 3 Vine-court, wife of glass-grinder, aged 35 years, cholera 20 hours. This death took place within a few yards of Spa-fields burying-ground. The space of ground now open for interment is only 72 feet by 72, and from 15 to 30 persons are buried in this space weekly!"

15; 3. CLERKENWELL; *Pentonville*. Pop. 9474.—Chol. 29; Diarr. 11.

This district includes the north part of Pentonville-hill, from Battlebridge-road to the west side of High-street, Islington, on the north bounded by Thorn-hill, James-street, &c.

A case of cholera proved fatal in 20 hours, on June 27th, at 12 Claremont-place; 30 days then intervened before the next death, which occurred on July 27th, at 2 Mount-court; in the month of August the epidemic prevailed with increased severity, and was fatal to 14 persons, in September to 12. The last death took place September 26th, at 2 Panton-grove. In the same house, a spinstress, aged 32 years, previously was attacked and survived 11 hours, and on September 24th, a musician,

aged 57 years, died from cholera in the same house in 16 hours after 5 days' neglected diarrhoea. In the following localities cholera prevailed: Union-square, Field-court, White Lion-street, Baker's-place, Winchester-street, &c.

The Registrar states, that "in the house, 8 Union-square, 4 cases of cholera have occurred; 2 have died, 2 recovered, and 2 after leaving the house had cholera, one died and one recovered; the water-closet communicates with the house. In the next house 2 cases of cholera have occurred, one died and one recovered; 2 houses further off a case of cholera was fatal in 7½ hours. A large cesspool is said to be in the centre of the court, with an open drain and no trap to it; the water the people drink comes within one yard of the cesspool. The water-closets are full, having a drain to carry off the overflowing into the above-mentioned cesspool. In the whole of this division of Pentonville there is no sewer, and large houses with 20 to 30 inhabitants have only a barrel drain to carry off the soil and other refuse; the smell from the drain and water-closets is intolerable, especially at night, and almost every inhabitant of that court, and the courts immediately behind it, have had cholera or diarrhoea."

15; 4. CLERKENWELL; *Goswell Street*.—Pop. 14327.—Chol. 22; Diarr. 16.

This district is situated to the east of Amwell-street and Rosamon-street, extending south from Claremont-square to Percival-street, bounded on the east by the west side of Goswell Street-road, &c. Cholera first commenced June 21st, in St. John Street-road, then in Gloucester-street on the 28th, and continued to prevail in July, August, and September; the deaths were successively 3, 12, and 5. After September 16th the epidemic ceased to be fatal. The following places were infected by cholera:—Gloucester-street, St. John Street-road, Spencer-place, Ashby-street, Middleton-place, Arlington-street, &c. At 15 Whiskin-street, between the 4th and 7th August, two deaths were recorded from cholera.

"On August 28th, at 6 Spencer-place, a widow of a general dealer, aged 70 years, cholera 30 hours. Her general habits were cleanly; but she was lying on a bed, the head of which was against a wall, saturated with moisture from an adjoining privy or water-closet, the stench from which was at times intolerable."

16; 1. ST. LUKE; *Old Street*. Pop. 9841.—Chol. 13; Diarr. 15.

Includes Goswell-street and road on the west, to York-street and Brick-lane on the east, extending north from Old-street to the City-road.

Cholera appeared July 11th, and was fatal in 12 hours to a girl 8 years of age, at 6 Noble-street; the next case followed on the 19th. In August 2 persons died, and in September, when the epidemic was more severely felt, 9 persons were deprived of life,—the last sufferer on the 25th, the widow of a labourer, aged 56 years, died in 24 hours, at 27 Peartree-street.

Cholera was fatal in the subjoined localities—

Noble-street,	Powell-street, West,
Macclesfield-street, North,	Charles-street, &c.

Diarrhoea was prevalent in July, August, and September.

On July 11th, at 6 Noble-street, daughter of a morocco-case maker, aged 8 years, "Asiatic cholera," 12 hours (*inquest*). The Registrar states that "there are no drains on the side of the street where the death occurred; all refuse water is thrown in the kennel in front of the houses, which are very densely inhabited. The street adjoins the Bricklane gas-works."

16; 2. ST. LUKE; *City Road*. Pop. 14711.—Chol. 56; Diarr. 26.

Bounded on the south by Old-street, on the west by Brick-lane, York-street; the north-east includes the City-road, St. Luke's Hospital, &c.

The mortality was considerably augmented through the prevalence of cholera in the months of August and September. The epidemic was first fatal at 70 Brick-lane, June 15th; next case, the 27th, in Rose-street; in July 7 persons died, August 22, September 24, and in October one, on the 5th, at 36 Bath-street. In the last 10 days of August, and the first 10 days of September, cholera was most malignant; in this period 26 deaths were registered, and after September 22nd the disease was nearly extinct. Diarrhœa prevailed throughout the year, and was more especially fatal to the very young and those advanced in years.

The following are places in which cholera prevailed—

Brick-lane,	York-street,
Bath-street and buildings,	New-street,
Little Mitchell-street,	Mitchell-street,
Clarence street and place,	Galway-street,
Waterloo-street,	Green-court, Brick-lane,
Radnor-street,	&c.
Old-street,	

On September 6th, at No. 26 Galway-street, a furrier and his wife on the same day both died of cholera, the first in 22 hours, and the wife in 14 hours after the attack.

The annexed cases are selected from the Registrar's reports:—

"On August 13th, at 28 Ironmonger-street, daughter of French polisher (deceased), journeyman, aged 15 years, cholera 10 hours. A long passage containing 9 or 10 houses; a filthy place. The houses are very confined at the back."

"On August 13th, at 20 Waterloo-street, daughter of journeyman butcher, diarrhœa 4 days. The drainage in this street is very defective; the houses are small and badly ventilated."

"On August 19th, at 12 Clarence-place, wife of journeyman tooth-brush maker, aged 33 years, cholera 4 days. Small confined houses, with scarcely any yard; had attended a brother and sister attacked with cholera."

"On August 24th, at 25 Norman's-buildings, wife of journeyman watchmaker, aged 64 years, cholera 25 hours. Small confined house, in the immediate neighbourhood of the gas works and churchyards."

"On August 26th, at 6 Radnor-street, journeyman baker, aged 23 years, cholera 8 hours. Previous good health; had been working near Shoreditch church, in the immediate neighbourhood of which cholera raged."

"On September 1st, at 7 Galway-street, daughter of journeyman jeweller, cholera 12 hours. No sewer down this street."

"In the same house, on September 6th, wife of journeyman jeweller, aged 31 years, cholera 3 days. Mother of the above."

"On September 6th, at 26 Galway-street, wife of journeyman furrier, aged 31 years, cholera 14 hours."

"In the same house, and on the same day, husband of the above, cholera 22 hours."

"On September 9th, at 17 Rose-street, son of labourer, cholera 5 days. This child was removed from 1 Macclesfield street, North, and 3 adults were removed from this house into the workhouse at the same time; 2 since dead."

"On September 8th, at 17 Ratcliffe-grove, wife of ironmoulder, cholera 14 hours. Badly drained. The backs of houses in this court join the backs of houses in Galway-street, where 4 fatal cases have occurred."

"At 53 Brick-lane, son of journeyman smith, aged 2 years, cholera 18 hours. The house is in a very dirty

state, facing the Gas Company's works. There have been several attacks and deaths of parties resident in this house."

"On September 22nd, at 6 Page's-place, John's-row, son of journeyman type-founder, cholera one week. A court containing 6 small 2-roomed houses; very damp and confined; 2 privies in the court common to all, one within 4 feet of the door where this child died. The smell is most offensive. Informant states that nearly all the inmates have had diarrhœa. During the 3 months ending September 30th, the births occurring in the City of London Lying-in Hospital, City-road, have decreased very much."

16; 3. ST. LUKE; *Whitecross Street*. Pop. 12963. —Chol. 66; Diarr. 35.

Situated on the south side of Old-street, extending south to Fan-street and Beech-street, Barbican, &c.

The prevalence of cholera in the months of July, August, and September, occasioned a great excess of mortality. The deaths respectively were 10, 19, and 33. At 10 Red Lion-market, July 3rd, a fatal attack was recorded, succeeded by another on the 13th, in 15 hours, a butcher, aged 30 years, at 22 Reform-place. The epidemic considerably extended its virulence in August, and attained its maximum severity on September 10th; in the first 10 days of this month 22 persons lost their lives. From the 15th, the cholera epidemic nearly ceased. In October, 4 deaths are recorded, the last on the 28th, at No. 10 Crown-court.

In many instances, those persons who were attacked by cholera in the parish of St. Luke were afterwards removed into the St. Luke's Workhouse, situated in the Hoxton New Town sub-district of St. Leonard's, Shoreditch. The deaths in this workhouse numbered 64 from cholera and 16 from diarrhœa, which were persons removed from the 4 Registrars' districts comprised within the parish of St. Luke's, and having no connexion with the parish of St. Leonard's, Shoreditch, in which the Workhouse is situated.

Cholera was severely felt in the following streets and neighbourhoods—

Reform-place,	Gloucester-buildings,
Old-street,	Hartshorn-court,
Baltic-street and court,	George's-buildings,
White Lion-yard,	Golden-lane
Playhouse-yard,	Red Lion-market, &c.
White Horse-court,	

Several persons in this district, when seized with cholera, were removed into St. Bartholomew's Hospital, where they subsequently died.

At No. 2 Reform-place, a butcher, aged 30 years, was attacked by cholera; death succeeded in 15 hours. In 4 days after, a porter's wife perished from the epidemic. In many instances the attack was sudden, and rapidly terminated in death within a few hours. A few isolated cases of diarrhœa were registered in the early part of the year. In August and September this disease became prevalent, and generally visited those localities where cholera was most fatal. The majority of the deaths from diarrhœa were, of the very young or of those advanced in years, whilst from cholera persons of all ages suffered indiscriminately.

16; 4. ST. LUKE; *Finsbury*. Pop. 12314. —Chol. 48; Diarr. 21.

Comprises the south-east part of the parish of St. Luke, bounded on the north by Old-street, extending on the west to Tabernacle-walk, Wilson-street, &c., including Finsbury-square, Chiswell-street; on the south bounded by Ropemakers'-street, Finsbury-circus, &c.

First case, June 7th, a gentleman's wife, aged 23 years, died in 10 hours, at No. 6 Wilson-street; the

next case followed the 11th July, fatal in 17 hours, at 11 Finsbury-street; then on the 17th, 18th, &c. During this month, 9 deaths; increased to 24 in August, and subsided to 14 in September, the last on the 23rd, in 20 hours, in Blue Anchor-alley. The epidemic was at its height on September 9th.

The following localities suffered from cholera, viz.—

Bunhill-row,	Featherstone-court,
Tabernacle-row,	Blue Anchor-alley,
Staple's-court,	Prince's-buildings,
Bank's-court,	Twister's-alley, &c.

On August 24th, at No. 7 Bank-court, a sawyer's wife, aged 46 years, died from cholera in 12 hours; and on the following day his son, aged 10 years, was fatally attacked.

17; 1. EAST LONDON; *St. Botolph*. Pop. 20494.—Chol. 101; Diarr. 24.

This Registrar's district comprises the parishes of *St. Botolph*, *Aldgate*, and *Bishopsgate Without*, forming the north-east part of the city without the walls.

Cholera appeared in July, the first fatal case the 6th, at 171 *Bishopsgate-street Without*. A continued increase was observed towards the end of this month; in August the epidemic prevailed extensively, and increased until September 10th; from July 6th to this date, 84 persons were fatally attacked. From September 10th the epidemic gradually subsided, and in the remaining part of this month but 12 deaths were registered; 4 in October, and one in November, a labourer's son, aged 9 years, survived the attack 12 hours, on November 2nd, at No. 12 *Seven Step-alley*, *Gravel-lane*, *Aldgate*. On the last 11 days of August, and during the first 10 days of September, the greatest loss of life occurred; in this period 39 persons died, 5 of this number in the *Bishopsgate Workhouse*. On August 21st, the 2 children of a porter, at No. 38 *Half Moon-street*, *Bishopsgate*, died of cholera, in 9 and 12 hours respectively after the attack; the mother, in the same house, on the 23rd, died in 12 hours, having had diarrhoea on the 2 previous days; one death from cholera occurred at No. 35, another at No. 37, and another at No. 39.

At No. 11 *Angel-alley*, *Bishopsgate Without*, a paper-stainer's wife and a policeman's wife were both afflicted with the epidemic and died in the same house, one on August 30th, the other on September 8th; and at No. 1, 3 fatal attacks commenced, one terminated after removal into *St. Bartholomew's Hospital*.

In the *East London*, or *St. Botolph's workhouse* for females, in *Dunning's-alley*, 31 died of cholera and 5 from diarrhoea, viz., in

	Cholera.	Diarrhoea.
July . .	14	..
August .	11	3
September	6	2
Total .	31	5

The above were females, with the exception of 3 boys. The average number of in-door poor about 300.

At No. 14 *Sparrow-corner*, *Minories*, a smith, aged 46 years, and his two daughters, were all attacked by cholera, and died between the 7th and 15th September.

At No. 5 *Seven Step-alley*, August 25th, a labourer's daughter died of cholera in 5 hours; on the following day, in the same house, a labourer, aged 74 years, survived the attack 9 hours. Two deaths also occurred at No. 9 and also at No. 12.

The following are the localities in which the epidemic principally prevailed—

	Deaths.
Half Moon-street, <i>Bishopsgate Without</i> . . .	8
Angel-alley	5
Seven Step-alley, <i>Gravel-lane</i>	8
Sparrow-corner, <i>Minories</i>	4

also in *Farrer's-rents*, *Thompson's-rents*, *Sweet Apple-court*, &c. &c.

From this Registrar's district, 10 persons were removed, after attacked by cholera, into *St. Bartholomew's Hospital*, where they subsequently died.

The subjoined notes, &c., are selected from the Registrar's reports:—

"On August 16th, at 10 *Little George-street*, *Minories*, *Aldgate*, mason, foreman at a builder's, aged 61 years, cholera 10 hours. The house is cleansed and ventilated; the deceased lived there many years, but has been much annoyed of late by the effluvia arising from the manufacture of violin strings at the rear of his house, which nuisance has since his death been removed."

"On August 21st, at 38 *Half Moon-street*, *Bishopsgate*, daughter of porter, cholera 9 hours. A sister of the above, in the same house and on the same day, died of cholera 12 hours. The house in which these 2 children died is very old and crowded, ill cleansed, and, like the surrounding tenements, unfavourable to health. The father states that they were in perfect health on retiring to rest previous to the attack."

"In the same house on August 23rd, wife of porter, diarrhoea 2 hours, cholera 12 hours. The deceased was the mother of the above 2 children who died of cholera. The evening previous to her death she attended the burial of her children, and retired to rest in apparent good health."

"On August 25th, at 81 *Sun-street*, *Bishopsgate*, wife of milkman, aged 52 years, diarrhoea 10 hours, cholera 11 hours. She had been attending on her son, who was dangerously ill from cholera; the son, in consequence of the mother being attacked, was sent to *St. Bartholomew's Hospital*. House drained and cleansed."

"On August 26th, at 5 *Seven Step-alley*, *Aldgate*, labourer, cholera 9 hours. The house is close and unfavourable to health, the room in which the deceased died is about 8 feet by 6, with 6 or 8 persons (adults) living together; the wife was sent to *St. Bartholomew's Hospital* and died there; last week a grandchild died of cholera in the same room."

"On August 29th, at 16 *Seven Step-alley*, *Gravel-lane*, *Aldgate*, son of charwoman, aged 6 years, diarrhoea, cholera 17 hours. Close, ill cleansed, and unfavourable to health; a locality in which there have been many deaths from cholera within the last month."

"On August 30th, at 11 *Angel-alley*, *Bishopsgate*, wife of master paper-stainer, aged 33 years, cholera one day. Crowded neighbourhood; the house is now being drained and cleansed, previously it was very offensive, from the hot water and steam passing under it from a distillery at the back."

"On September 7th, at 7 *Sweet Apple-court*, *Bishopsgate*, wife of journeyman shoemaker, aged 57 years, diarrhoea a few hours, cholera 17 hours. House drained, and not overcrowded. The deceased had been nursing a friend ill of cholera in *Tooley-street*, and was brought home ill."

"On September 8th, at 11 *Angel-alley*, *Bishopsgate*, wife of City policeman, aged 38 years, cholera 36 hours. Another death had previously occurred in this house."

"On September 10th, at 8 *Three King-court*, *Minories*, wife of labourer, aged 64 years, diarrhoea 11 hours, cholera 11 hours. House close, and crowded

neighbourhood; there is only one privy for 9 houses, situated against the back of the house in which the deceased lived, the smell from which is most offensive."

"On September 10th, at 5 Thompson's-rents, Half Moon-street, Bishopsgate, son of a journeyman brush-maker, aged 9 years, diarrhoea 6 hours, cholera 30 hours. This is the third child of the same family, out of the same house, that has died within 10 days."

"On September 15th, at 14 Sparrow-corner, Minories, daughter of journeyman smith (deceased), diarrhoea, cholera. The death of the father was reported on the 13th, and a sister on the 8th. The drain at the back of the house still remains open; and in consequence of new cisterns being made, there has been a very deficient supply of water for the last month."

17; 2. EAST LONDON; *Cripplegate*. Pop. 19161.—Chol. 81; Diarr. 33.

This district is formed by the parishes of St Giles Without, Cripplegate, and St. Botolph, Aldersgate, extending westward from Little Moorfields, including Aldersgate-street, &c.

Great mortality was occasioned by cholera in August and September, namely 30 and 38 deaths respectively. Diarrhoea was prevalent in June; on the 3rd, at 5 Glover's Hall-court, a painter's daughter, aged 5 years, died of this disease; on the 5th, her brother, aged 12 years, in the same house, died of cholera in 5 hours, from effects of accumulation of noxious matter in the cellar of the house (*inquest*); and in the same house, on June 6th, a tailor's daughter died of diarrhoea, and in 4 days after, her brother was seized with cholera and died; also another death from cholera occurred on August 30th, a smith, aged 36 years. In the month of June, 3 fatal cases of cholera are recorded, in July 5, and October 5; the last case on the 13th, at 26 Fore-street.

The epidemic rapidly spread after August 10th, and attained its height on September 5th; in this period 42 persons died; it continued prevalent to September 18th, it then declined and entirely ceased by October 13th. From different parts of this district, 16 persons were removed after attacked by cholera into St. Bartholomew's Hospital.

The following places are enumerated in which cholera was prevalent, viz.—

Golden-lane,	Three Herring-court,
Bridgwater-place and gardens,	Hartshorn-court,
Smith's-court,	Collier's-court,
Maidenhead-court,	Moor-lane,
Brackley-street,	Garter-lane, &c.

On July 11th, at No. 12 Barbican, a clogmaker, aged 27 years, survived an attack of cholera 22 hours, in the same house, on the 13th, a hairdresser died in 20 hours, previously had diarrhoea 28 hours. At No. 1 Moor-lane, the daughter of a turnkey died from cholera in 9 hours; in 3 days after, in the same house, a spinster, aged 67 years, was seized with cholera, death succeeded in 21 hours. At No. 8 Collier's-court, the 3 children of a labourer died of cholera from September 29th to October 2nd, likewise at No. 1, 2 deaths are recorded from the epidemic; at No. 6 May-square, 2 deaths are referred to cholera; at No. 8 Hartshorn-court also 2 deaths; and at No. 11, 3 fatal cases, one terminated after admitted into St. Bartholomew's Hospital.

The subjoined cases are selected from the Registrar's reports:—

"On August 15th, at 16 Bridgwater-place, Aldersgate, son of a currier, diarrhoea 7 days, cholera 10 hours. The house in which this case occurred contained a family in each room. The drains had been stopped for

some time, and at night when the house was closed, the stench arising therefrom was intolerable. One man had been removed from this house to the hospital, and died shortly after from an attack of cholera."

"On August 15th, at 25 Golden-lane, master butcher, aged 30 years, cholera 12 hours, diarrhoea 3 days. This person, who was of intemperate habits, kept a shop for the sale of bullocks' heads and cats' meat, and had a number of rabbits in the cellar; the refuse of animal matter also in the cellar was in a decomposed state, and the effluvia arising therefrom was very bad. Two other persons in this house were attacked by cholera, but by timely assistance, recovered."

"On August 23rd, at 3 Long-walk, cordwainer, aged 68 years, cholera 20 hours. The drains from a neighbouring court pass under the parlours of this house, and the stench arising therefrom rendering the place very unhealthy, so that the rooms on the ground floor have been closed by the collector as uninhabitable; each of the remaining rooms contains a separate family."

18; 1. WEST LONDON; *West London, North*. Pop. 12682.—Chol. 261; Diarr. 20.

Includes the parishes of St. Bartholomew-the-Great and St. Bartholomew-the-Less, and part of St. Sepulchre, Newgate; extending east of Farringdon-street to near Aldersgate-street, containing West Smithfield, St. Bartholomew's Hospital, &c.

Of the 261 deaths assigned to cholera, 198 took place in St. Bartholomew's Hospital, thus leaving 63 for the other localities within this district. The first case happened on June 17th, in Brazier's-buildings, Farringdon-street; the last on September 20th, at 32 Hosier-lane, Smithfield. In the West London Union House, West-street, a death from cholera was recorded on February 20th, next on June 7th; last case September 20th. In St. Bartholomew's Hospital a fatal case of cholera, in 17 hours, on June 17th, next the 26th, in 12 hours, on the 27th, 4 fatal cases were registered, the last death on October 15th. The average number of inmates is about 500. The deaths by cholera in St. Bartholomew's Hospital amount to about one-fourth of the entire number registered within the boundaries or liberties of the city of London; and that of the deaths in the Hospital, 11 in 20, were persons removed from the city, and 9 in 20 from other parts of the metropolis, which should be assigned to the respective localities in which the attack commenced prior to removal into the Hospital: it is also ascertained that 29 deaths only from cholera, or 15 per cent. of those which occurred in St. Bartholomew's Hospital, belong to the Registrar's district in which the Hospital is situated, and that 41 per cent. were transferred from the other districts of the city, and 44 per cent. from other parts of the metropolis.

On July 27th, a Hospital nurse, aged 42 years, died of cholera; also in the Hospital, August 28th, another nurse, aged 45 years. On each of the 4 following days 5 deaths were referred to cholera, viz., August 13th, 23rd, 27th, and September 12th. On each of the 2 following days 6 deaths, viz., August 20th and September 2nd. The annexed table represents the sex, and the progress of cholera in St. Bartholomew's Hospital.

	June.	July.	Aug.	Sept.	Oct.	Total.
Men . .	4	24	30	32	2	92
Women . .	2	18	28	20	3	71
Children . .	3	7	11	12	2	35
Total . .	9	49	69	64	7	198

Of the 198 cases of cholera, 110 were of persons removed from places within the boundaries or liberties of the City during the attack, whilst 88 persons were removed from other parts of the metropolis to the Hospital, where they subsequently died,—the proportion is thus:—

Residing within the City boundaries, 56 per cent.
 " in other parts of London, 44 per cent.

The subjoined neighbourhoods show the residences, not within the City, of 88 persons prior to admission into St. Bartholomew's Hospital, viz.—

Gray's Inn-lane and Leather-lane . . .	16
Clerkenwell and Saffron-hill . . .	8
Cow Cross-street and adjacent courts, &c. .	9
St. Luke's, Old-street, Brick-lane, &c. .	11
Shoreditch	8
Bethnal-green	5
Blackfriars	3

and others from Pentonville, Islington, Spitalfields, Westminster, Lambeth, Finsbury, &c.

The deaths from cholera in the West London Union-house numbered 12, and from diarrhoea 5; the number of pauper inmates is about 450. Two persons, during an attack of cholera, were removed from the Union-house in West-street, and died after admission into St. Bartholomew's Hospital.

The proportion of the sexes, and the comparative loss of life by cholera in 3 periods of age, is illustrated in the annexed table:—

Age.	Deaths from Cholera.		
	Males.	Fe- males.	Total.
From birth to 15 years . . .	23	25	48
15 years to 60 years . . .	97	85	182
60 years and upwards . . .	17	14	31
Total	137	124	261

In the following localities the epidemic principally prevailed, viz.—

Sea-coal-lane, Cock-lane, Elliot-court, Old Bailey, Long-lane, King-street,	Hosier-lane, Cloth-fair, Bartholomew's-close, Fox and Knott-court, &c. &c.
---	--

On August 15th, at No. 3 St. John's-court, West-street, a hawker's daughter died of cholera in 9 hours; on the 16th, in the same house, her mother also died in 36 hours. The 2 daughters of a smith were fatally attacked by cholera, at No. 11 Cloth-fair, on August 23rd and 26th.

In the following houses 2 deaths from the epidemic occurred, viz., at

No. 58 Skinner-street, Snow-hill,
 No. 26 Sea-coal-lane,
 No. 10 Cock-lane, Snow-hill.

At No. 2 Bull's Head-court, King-street, 3 persons were fatally attacked by cholera; one case terminated after removal into St. Bartholomew's Hospital. Four fatal cases of cholera commenced at No. 13 Sea-coal-lane, and 2 terminated after admission into St. Bartholomew's Hospital.

18; 2. WEST LONDON; *West London, South.*—
 Pop. 16460.—Chol. 168; Diarr. 43.

This district extends west of Blackfriars-bridge to Middle Temple-lane, exclusive of the precinct of

Whitefriars; bounded on the north by Holborn, from Staples Inn to Holborn-bridge inclusive; continuing on the west side of Farringdon-street, New Bridge-street, including a part of Ludgate-hill, &c., and formed by the parishes of St. Bride, St. Dunstan in the West, and part of St. Andrew, Holborn, with the precinct of Bridewell, &c.

Cholera prevailed extensively in the parishes of St. Bride and St. Dunstan in the West, and St. Andrew, Holborn, during the months of June, July, August, and September; the deaths successively were 19, 47, 63, and 37. Between August 12th and September 12th, 81 persons were deprived of life; the greatest mortality from the epidemic was observed in the last 5 days of August, in this period 25 persons died, averaging from 4 to 6 daily; after September 13th, the virulence of the epidemic abated, and entirely ceased on October 3rd. On May 4th, at 112 Chancery-lane, the first fatal case; the next followed June 8th, at 43 Primrose-hill, St. Bride's; then on the 12th, 18th, &c., and rapidly spread after the 26th, extending over the parish of St. Bride's, Fleet-street, and surrounding districts.

The following localities were the principal seats of the epidemic, viz.—

Shoe-lane	8 Deaths.
St. Dunstan's-court	6 "
Harp-alley, St. Bride	8 "
Plum Tree-court, Fleet-street	11 "
Poppins-court	12 "
Hanging Sword-alley	10 "
Ludgate-hill	8 "
Primrose-hill, Salisbury-square	4 "
Bride-lane	5 "
Fleet-street	16 "
Fetter-lane	8 "
Farringdon-street	11 "

of which 10 occurred on the west side.

36 persons during an attack of cholera were removed from some of the above localities, and died after admission into St. Bartholomew's Hospital, and there registered, which, if added to the 168 deaths from cholera, increases the number to 204. During the months of July, August, and September, in every 9 deaths, 5 were assigned to cholera, and 4 to some other disease.

The annexed table represents the sex and the mortality from cholera in 3 periods of life:—

Age.	Deaths from Cholera.		
	Males.	Fe- males.	Total.
From birth to 15 years . . .	8	11	19
15 years to 60 years . . .	47	81	128
60 years and upwards . . .	7	14	21
Total	62	106	168

On July 28th, at No. 24 Hanging Sword-alley, St. Bride's, a scavenger's wife and child died on the same day from cholera; and in the same house, on the 30th, a female, aged 56 years, died of the same disease.

At No. 8 St. Dunstan's-court, 4 fatal attacks of cholera commenced, 2 terminated after removal to St. Bartholomew's Hospital; at 29 Poppins-court, 3 deaths are recorded; and 3 also at 7 Salisbury-square, St. Bride's.

In each of the following houses, 2 fatal cases of

cholera occurred, or terminated after admission into St. Bartholomew's Hospital—

No. 19 Primrose-hill,	No. 45 Ludgate-hill,
„ 3 Shoe-lane,	„ 94 Fetter-lane,
„ 20 & 21 Harp-alley,	„ 20, 11, & 2 Plum
„ 22 Poppins-court,	Tree-court,
„ 100, 104, 147, & 152	„ 13 Black Horse-court.
Fleet-street,	

Diarrhœa was prevalent in a malignant form in July, August, and September; in these months the deaths respectively were 7, 9, and 15, &c.

Men.	Women.	Boys.	Girls.	Total
8	14	13	8	43

With reference to the trades and occupation of those afflicted by cholera, it appeared the labourers, porters, and mechanics, with their families, were the greatest sufferers.

19; 1. LONDON CITY; *London City South West*.—Pop. 8839.—Chol. 97; Diarr. 21.

This district extends east of Blackfriars-bridge to Trig-lane, and on the north includes the Cathedral of St. Paul; continuing on the east side of New Bridge-street to Blackfriars-bridge, and includes the precinct of Whitefriars.

The inhabitants suffered severely from cholera; the attacks in the majority of cases were sudden and of short duration. The first case terminated in 48 hours, June 26th, at No. 5 Crescent, Blackfriars; the next in 24 hours, on the 29th, at No. 4 Pilgrim-street; on the 28th 2 deaths, on the 29th 4. In July the mortality rose to 32, and attained its height August 28th; in this month there were 32 deaths, and declined to 24 in September; after September 27th, the epidemic appeared to have ceased; a solitary case occurred November 25th, at 9 Printing-house-lane, described as the wife of a smith, aged 27 years, debility after 2 attacks from cholera.

In the following localities the epidemic prevailed, namely—

Ashen Tree-court, Whitefriars,	Huish-court,
Evangelist-court,	Temple-lane,
Pleydel-court,	New-street, Blackfriars,
Water-lane, Blackfriars,	Printing-house-lane,
Shoemaker-row,	Glasshouse-yard,
	Whitefriars-street, &c.

Seven fatal cases of cholera commenced in the above neighbourhoods, and terminated after admission into the hospital of St. Bartholomew, which are not included in the 97 deaths from cholera that occurred in this district. Four attacks of cholera commenced at No. 7 New-street, St. Andrew's-hill, 2 were sent to St. Bartholomew's Hospital, and there died; and 3 deaths from the epidemic took place at No. 3 Printing-house-lane, and 2 fatal cases happened in each of the following houses—

No. 28 Water-lane,
„ 3 Ashen Tree-court,
„ 3 Broadway, Ludgate-hill,
„ 32 Whitefriars-street, &c.

On August 26th, a cabdriver died, after an attack of cholera, at No. 2 Pleydel-court, Whitefriars; in the same house, on September 6th, his wife died of diarrhœa, and on the 13th, a spinster, aged 20 years, in 26 hours, and also on the 30th, a basket-maker's son died of diarrhœa, making 4 deaths in the same house in a little more than a month. In July, August, and September, the deaths from cholera numbered 88, whilst from all other causes of death but 54, or in

every 3 deaths 2 were assigned to cholera; for the same period, 142 deaths were registered against 66 births.

The annexed cases are selected from the Registrar's reports:—

“On July 14th, at 36 Water-lane, a hairdresser's wife, aged 47 years, cholera 72 hours. Deceased was debilitated by over anxiety and long continued lactation. Nursed her child 3 years.”

“On August 23rd, at 1 Phoenix Wharf, Whitefriars, wife of journeyman printer, aged 30 years, cholera 24 hours. This joins a lay-stall, where all kinds of filth is emptied by scavengers, &c. It is one of the 3 City lay-stalls that wants removing from the metropolis.”

“On August 29th, at 3 Printing-house-lane, Blackfriars, widow of journeyman bricklayer, aged 44 years, cholera 12 hours. The husband of this woman was brought from Bushey, dead, August 23rd, of cholera.”

“In the same house, on August 30th, son of journeyman bricklayer, cholera 24 hours. This is a grandchild of the above.”

19; 2. LONDON CITY; *London City North West*.—Pop. 12427.—Chol. 18; Diarr. 9.

Includes, on the south, Ludgate-street, Paternoster-row, and north side of Cheapside; on the east, Old Jewry and Basinghall-street; on the north, London Wall; and on the north-west, Newgate, &c.

In this district, although nearly in the centre of the metropolis, cholera but slightly prevailed: the first case occurred June 28th, in 15 hours, at No. 5 St. Martin's-court, Ludgate-hill; next in Basinghall-street, July 19th, in 12 hours, and on September 26th, the last case recorded terminated in 13 hours, in Bird-court, Philip-lane: it prevailed also in—

Ludgate-street,	Prujeau-square, Old
St. Martin's-court,	Bailey,
Ludgate-hill,	Winchester-court, &c.

Three persons were removed to St. Bartholomew's Hospital during an attack of cholera, and there died.

The following notes are taken from the Registrar's cholera reports:—

“On August 30th, at 6 St. Martin's-court, Ludgate-hill, spinster, schoolmistress, aged 53 years, cholera 3 days. The deceased came from Farwig, near Bromley, Kent, on August 25th, to spend a few days with her friends, and was taken ill the following day. Nothing objectionable to this house, with the exception of there being no windows at the back.”

“On September 7th, at 5 Prujeau-square, Old Bailey, wife of porter at a tavern, aged 38 years, cholera 12 hours. The informant states, that the smell from the privy has been very bad during the whole summer. The deceased had 2 or 3 attacks before the present fatal one, had been washing the day previous to her death in the cellar, which is very damp, and smells offensively.”

“On September 9th, at 3 Holiday-yard, wife of scavenger, aged 76 years, cholera 24 hours. A short time ago complaints were made from most of the houses in the yard respecting the privies, which have at times overflowed: a sewer has since been made to communicate with the houses.”

19; 3. LONDON CITY; *London City South*. Pop. 11954.—Chol. 31; Diarr. 3.

Bounded on the south by the river Thames, from Trig-lane, continuing east to Swan-lane, including on the north Cornhill, Poultry, and the south side of Cheapside.

Cholera commenced in Hatchet-court, Little Trinity-lane, July 15th: next on the 17th, 19th, &c. By the end of the month 5 deaths, in August 10, and in September 16; the last recorded case, the 24th, at No. 2

Kennet's Wharf-lane. The epidemic was prevalent in—

Upper Thames-street,	Brook's-yard,
Greenhithe,	Trig-lane,
Salter's Hall-court,	Lambeth-hill,
Cannon-street,	Hatchet-court, &c., &c.

Three persons in this district, after being attacked by cholera, were removed to St. Bartholomew's Hospital, in which district their deaths were subsequently registered. At No. 2 Brook-yard, September 12th, a labourer's daughter died of cholera in 18 hours; subsequently in the same house, on the 15th, her brother and sister died of cholera in 9 and 12 hours' illness from the commencement to the termination.

The annexed cases are selected from the Registrar's reports, &c. :—

"On August 20th, at 172 Upper Thames-street, son of tailor, aged 10 years, cholera 12 hours. No complaint of house or water. Went with his father to see his uncle, at the Cholera Hospital, taken bad as soon as he came back, and died in 12 hours."

"In the same house, on August 24th, wife of tailor, aged 42 years, cholera one day. Mother of the boy above."

"On August 21st, at Brooks'-yard, Upper Thames-street, daughter of dairyman, aged 6 years, cholera 9 hours. No complaint of drains or water: it is a long narrow place, leading to Brooks'-wharf, close to the Thames."

"On September 9th, at 5 Crown-court, Great Trinity-lane, son of flour porter, aged 10 years, cholera 12 hours. A narrow court; the drains do not go into the sewer."

19; 4. LONDON CITY: *London City South East*. Pop. 10597.—Chol. 26; Diarr. 6.

The boundary of this district on the south is the river Thames, from Swan-lane to the Tower-dock; on the north including Fenchurch-street, and part of Gracechurch, Leadenhall, Lime, and Jewry streets, &c.

At 110 Fenchurch-street, July 11th, a wine-merchant died of cholera; on the same day, at No. 7 Mercer's-court, St. Mary-at-Hill, the son of a labourer, lived 13 hours after the attack, in the same house, the mother of this child, on the 18th, survived an attack of cholera 16 hours; 15 deaths from the epidemic were registered in August, and 6 in September, the last on the 17th. The subjoined localities also suffered from the epidemic, viz.—

Pudding-lane,	Lower Thomas-street,
Miles-lane,	Fish Street-hill,
Swan-lane,	Fox-court, Miles-lane,
Love-lane, Eastcheap,	Meeting House-court, &c.

and in a steam-vessel lying off the Custom-house quay, one fatal case of cholera was recorded. In the months of July, August, and September, the deaths from all causes numbered 78, whilst the births registered did not exceed 58, in the proportion of 11 births to 14 deaths; and in every 14 deaths in this period, 5 were assigned to cholera and 9 to some other cause of disease. Three persons, after they were attacked by cholera, were removed into St. Bartholomew's Hospital, and there their deaths were subsequently registered.

"On September 17th, at 6 Priest-alley, Great Tower-street, wife of labourer, aged 31 years, cholera 36 hours. The house in which this death took place is rendered very unhealthy by the bad smells arising from the cess-pool or privy in the house. Her husband and her little boy, aged about 7 years, were both taken ill with cholera, and removed to St. Bartholomew's Hospital without hope of recovery. Another family residing in the same house was compelled to move out; 2 deaths

occurred at the "Duke's Head" public-house, in the same court, from cholera, one on the 6th and the other on the 24th of August."

"On September 3rd, at 21 Love-lane, Lower Thames-street, daughter of labourer, aged 14 years, cholera 10 hours. This female was out at service, and was brought home ill, and died in a few hours."

"In the same house, on September 7th, a labourer, aged 54, years, cholera 12 hours, father of the above."

19; 5. LONDON CITY: *London City North East*. Pop. 12103.—Chol. 35; Diarr. 8.

This district on the north includes Finsbury-circus, Wormwood-street, Camomile-street, &c.; on the south, Leadenhall-street, Aldgate, Lothbury, and the Bank of England; on the west Coleman-street, &c.

The first and only fatal case of cholera in July occurred the 27th, at No. 28 New Broad-street, duration of attack 13 hours, premonitory diarrhoea 2 or 3 days; the next case followed on August 12th, at No. 8 Brown's-buildings, St. Mary Axe; the epidemic from this date continued to spread, on the 23rd the greatest mortality occurred; in this month 23 persons were deprived of life, in September 10, and October one, last on the 6th; at 4 Longthorne-court, Bell-alley, the widow of a waiter, aged 52 years, survived the attack 24 hours. Between August 12th and September 17th, both inclusive, 33 had fallen victims to the cholera epidemic, which prevailed in the subjoined localities, viz.—

Pea Hen-court,	Little Swan-alley, London Wall,
St. Helen's-place,	Sun-court, Bell-alley,
Brown's-buildings, St. Mary Axe,	Mulberry-court, &c.

Three deaths from cholera in the same family took place at No. 81 Bishopsgate-street Within, 2 at No. 15 and No. 5 Pea Hen-court, and 2 at No. 12 St. Helen's-place.

"On August 29th, at 42 Old Broad-street, master grocer and tea dealer, aged 58 years, cholera and congestion of the brain. The wife of the deceased died in the previous week, and the person who attended her at her death died three days after her."

LONDON.—EAST DISTRICTS.

MIDDLESEX (PART OF).

20; 1. SHOREDITCH; *Holywell*. Pop. 16722.—Chol. 223; Diarr. 37.

Constitutes the south-east part of the parish of St. Leonard, bounded on the south by Finsbury-circus; on the west by Wilson-street and part of the Curtain-road; on the east by Shoreditch, High-street, Long-alley, &c.; and on the north by Bateman-street, &c.

Two fatal cases of cholera were recorded in May and 6 in July; in the first 12 days of August 11 deaths, during the remainder of the month 129; in September 71, in October 4, the last recorded on the 12th, in Holywell-place. The epidemic was at its height in the middle of August, made considerable progress after the 12th, and continued with great severity to September 8th. During this period 159 persons died. Cholera was less fatal towards the end of the month, and entirely ceased in October. In 5 days, viz., on the 21st to the 25th August, both inclusive, 49 deaths were ascribed to cholera.

Deaths from Cholera.	
Men	60
Women	88
Children	75

Tradesmen, mechanics, and their families were the principal sufferers from cholera residing in—

Holywell-lane and place,	New Inn-street, yard, and
Whitecross-place,	square,
High-street, Shoreditch,	Jane Shore-court,
Bounty-street and place,	Curtain-road,
Long-alley,	Clifton-street, &c. &c.

On July 20th, 2 adults died from cholera at 39 Whitecross-place, the duration of illness in each case 12 hours; in the same house another victim to the epidemic on the 23rd, and another on September 8th, and also on September 9th, making 5 deaths from cholera in this house.

At No. 33 Christopher-square, Long-alley, 3 deaths from cholera occurred between September 3rd and 4th. In each of the following houses 2 deaths or more from cholera are recorded, viz., at—

32 Clifton-street,	12 Holywell-lane,
2 Rumball's-buildings,	4 Holywell-place,
16 Reliance-square,	4 York-place, Broadway,
60 High-street,	11 & 14 New Inn yard.
4 Crooked Billet-court,	

Of the 37 deaths from diarrhoea, 29 were children. The annexed description of cases and localities are selected from the Registrar's reports:—

"On May 2nd, at 12 Holywell-lane, a bookbinder's son, aged 6 years, Asiatic cholera 9½ hours; 26 persons lived in this house, of whom 8 slept in the garret in which the child died. Attributed to extreme poverty, bad ventilation, and noxious effluvia arising from the gorged state of the cesspools. Another child has since died of cholera in the same room."

"On August 27th, at 4 Jane Shore-court, labourer, aged 44 years, cholera 48 hours. A filthy, dirty place, inhabited by the lower order of Irish."

"On September 18th at 1 Ann's-place, Boundary-street, Shoreditch, spinster, aged 50 years, cholera 6 days. The premises of a tripe and dogs' meat boiler in contact with this house; very offensive."

20; 2. SHOREDITCH; *St. Leonard*. Pop. 17976. —Chol. 202; Diarr. 42.

Bounded on the east by part of the Curtain-road and Hackney-road; south by Bateman-street, part of Worship and Castle-street; on the north by Huntingdon and Thomas-street and part of Old Street-road; on the west by part of Horton-road, &c.

Fourteen deaths from cholera occurred in the "Refuge for the Destitute," from February 15th to the 29th, and 3 in other parts of the district. On March 1st one fatal case in Hoxton-square; from this period to July 19th the epidemic ceased, but again reappeared at this date in French-alley, Shoreditch; by the end of the month 5 deaths occurred; in August 92, in September 65, and in October 21; the last on the 28th at Hoxton House Lunatic Asylum. The epidemic suddenly increased in severity on August 13th and continued with little abatement to October 7th; on August 24th to the 28th the epidemic was at its height, on the 25th 9 persons died: the proportion of the sexes was 69 males, 133 females.

The great excess of women who died of cholera as compared with men, in some degree arose from the female mortality in the "Refuge for the Destitute," and also in the Hoxton House Lunatic Asylum, in those institutions, of 35 deaths, 33 were of females. In the above Lunatic Asylum the first fatal case of cholera occurred September 11th, and it prevailed to October 28th; in this period 21 deaths from cholera and one from diarrhoea; the following streets, &c., likewise suffered from the epidemic—

Union-buildings and walk,
Norfolk-street, place, and gardens,
Paul-street,
High-street,
Bateman's-row,

Curtain-road,
Willow-street, walk, and gardens,
Huntingdon-street,
Crooked Billet-yard,
Guy's-buildings, Kingsland-road, &c.

At No. 7 Willow-gardens, August 26th, a printer's wife died of cholera in 8 hours, and the widow of a brushmaker in 18 hours; and at No. 2 Charles-street, Curtain-road, two persons died, the one in 12 and the other in 14 hours after the attack; also 2 deaths from cholera at No. 10 Bateman's-row. Diarrhoea was prevalent throughout the year; in 42 deaths, 7 were adults and the rest children. The Registrar, in his reports, describes the localities and cases.

On February 15th, the two following cases occurred in the Female Refuge for the Destitute:—

"A female servant, aged 19 years, diarrhoea 48 hours, cholera 24 hours; a female servant, aged 17 years, cholera 14 hours."

"The above deaths occurred near the rear of the building. The whole of the houses in that locality are badly drained, and the cesspools overflow. The girls had, at a former time, led irregular lives, but had been inmates of the institution—the former for nearly five months, and the latter for more than a year. Every attention had been paid to cleanliness, diet, and other comforts."

"On August 13th, at 2 Crooked Billet-yard, Kingsland-road, wife of hawker, cholera 12 hours. A place filled with dirt, and the most extreme of poverty and wretchedness."

"On August 12, at 153 High-street, wife of master brushmaker, cholera 10 hours. In the rear of this house is a slaughterhouse, and a very filthy court, of miserable hovels with wretched inhabitants, all in a bad state from dirt and effluvia."

"On August 24th, at 9 Pear Tree-court, charwoman, cholera 19 hours. Very dirty and poor, being inhabited by the lowest class of costermongers and sellers of water cresses."

"On August 23rd, at 7 Kingsland-road, carver and gilder, cholera 6 hours. The deceased has been a very hard drinker for several years past, up to the time of his death."

"On August 29th, at 4 Alder's-court, Curtain-road, dustman, aged 45 years, cholera 18 hours. Very badly drained and unhealthy."

"On August 30th, at 15 Willow-walk, Curtain-road, daughter of a cabinet maker, cholera 9 hours. In the same house, sister of the above, cholera 24 hours; brother of the above, cholera and effusion on the brain, 3 days. The whole of this densely-populated locality has suffered severely from the epidemic. The principal cause appears to be bad drainage, over population, and poor occupants, with small houses let in tenements."

"On September 11th, at 2 White Bear-gardens, Kingsland-road, wife of labourer, cholera 26 hours. In the same house, on September 12th, son of the above, cholera 25 hours. A very poor, damp, ill-drained, and wretched locality."

"On September 29th, at 4 Phipp-street, Holywell-mount, painter, aged 46 years, cholera 12 hours. A very damp and ill-drained locality, and over populated with very poor inhabitants."

"On October 1st, at 3 John's-place, Old Street-road, son of costermonger, cholera 36 hours. No drainage, and otherwise damp; place very closely populated by the poorest."

20; 3. SHOREDITCH; *Hoxton New Town*. Pop. 15751.—Chol. 125; Diarr. 40.

Comprises the north-west part of the parish of St.

Leonard, Shoreditch, bounded on the north by the Regent's Canal, on the east by the New North-road, on the south by part of Old Street-road, and on the west by part of the City-road, Canal Basin, &c.

Cholera became fatal on June 29th, next case on July 14th, in Shaftesbury-street; during this month, 11 deaths; the epidemic increased in August, prevailed in September, and ceased in October, in which months the deaths successively were 36, 69, and 8. In the St. Luke's workhouse, cholera was fatal, during the same periods, to 7, 47, and 7, respectively, in addition to 16 deaths from diarrhoea; all were of persons removed into the Workhouse from the parish of St. Luke, and not living in this district or in the parish of St. Leonard, Shoreditch. The last fatal case of cholera on October 16th, at Walbrook-place: the epidemic prevailed in—

Union-street,	Walbrook-place,
Britannia-street,	Plumber-street,
Edward-street,	Moneyers-street, &c.
Chatham-gardens,	

On September 5th, 6 persons died of cholera in St. Luke's Workhouse, and from the 1st to the 14th, both inclusive, 33 persons were deprived of life belonging to the parish of St. Luke's. Two deaths from the epidemic were registered at 21 Edward-street, 2 at 10 Bristowe-street, and 2 at 1 Union-street.

The following cases are from the Registrar's reports:—

"On September 7th, at 26 Plumber-street, son of a furrier, cholera 6 hours. This child was prematurely born, the mother showed strong symptoms of cholera before her confinement."

"On October 14th, in St. Luke's workhouse, wife of a labourer (deceased), aged 38 years, cholera 8 days, typhus 3 days. Brought from 1 Warwick-place, Whitecross-street, St. Luke's. The husband, aged 34, and a daughter, aged 5 years, both died of cholera."

20; 4. SHOREDITCH; *Hoxton Old Town*. Pop. 13994.—Chol. 36; Diarr. 19.

Bounded on the west by the New North-road and Pitfield-street, on the east by Hoxton-road, on the south by part of Old Street-road, extending north to the Regent's Canal.

The first recorded case of cholera January 28th; in the month of May 1, July 5, August 14, September 15; the last occurred on the 30th, at Salisbury-street, the wife of a labourer, aged 41 years, cholera 13 hours' duration.

The epidemic was fatal in—

Bridport-place,	Upper John-street,
Canning-terrace,	Boot-street,
Hoxton-market,	Aske-street,
Little John-street,	Francis-street, &c.

At No. 2 Whitmore-street, on August 25th and 26th, a carman and his daughter died of cholera. The deaths from diarrhoea, with 4 exceptions, were all of children.

The following cases are selected from the Registrar's reports:—

"On July 23rd, at 15 Bridport-place, commercial clerk, aged 65 years, cholera 10 hours."

"In front of Bridport-place there is a brickfield, surrounded by a ditch of stagnant water, into which some privies used by the brickmakers empty themselves. The inhabitants of this neighbourhood have for a long time complained of the offensive effluvia arising from this cause, and consider it highly prejudicial to their health. The drainage of the locality is generally bad, being mostly superficial."

"On August 31st, at 2 Pimlico-walk, wife of a carman, exhaustion from cholera 5 days, 30 minutes

after delivery, child still-born. Drainage bad, the houses small and crowded."

"On September 4th, at 2 Sun-row, son of a carman, cholera 10 hours. This locality consists of small houses, and the drainage is bad, being mostly superficial."

"In the same house, on September 6th, daughter of carman, cholera 24 hours."

"On September 6th, at 3 Garden-court, Hoxton-market, son of a labourer, diarrhoea 7 weeks. This is a dirty court, very crowded, badly ventilated, and the drainage is bad."

"On September 9th, at 19 Boot-street, Hoxton-market, daughter of turner, cholera 7 days. This street is dirty, ill-cleansed, and densely crowded with inhabitants; the drainage is also very bad."

"In the same house, on September 10th, son of turner, cholera 8 days, brother and sister."

"On September 11th, at 19 Crown-street, wife of wood-carver, aged 49 years, cholera 8 days. This is a narrow street, densely populated. The cesspools, being within a few feet of the backs of the houses, cause a most offensive smell, and very injurious to the health of the inhabitants."

20; 5. SHOREDITCH; *Haggerstone West*.—Pop. 12013.—Chol. 174; Diarr. 36.

This district is bounded on the south by Huntingdon-street, Thomas-street, &c.; on the west by the Hoxton-road; on the north as far as the canal and Kingsland-crescent; and on the east by Weymouth-terrace, &c.

The deaths of 91 males and 83 females took place from cholera, which was very prevalent in the months of August and September, when the deaths were 102 and 58 respectively. In July, 10 fatal cases, and in October, 3. A single case was recorded on January 31st; one in July, the next fatal attack occurred on the 10th, at No. 10 Hertford-street; in this house, by the 16th, a compositor and 3 children died, and at No. 8 a plasterer and his wife on the 14th and the 21st. About August 13th, a great increase of cholera was perceptible; on the 20th the mortality was highest, and prevailed with great severity to September 11th; a considerable decrease subsequently followed, and on October 24th, the last case was recorded in the Shoreditch Workhouse. The deaths in the Workhouse from cholera amounted to 103 and from diarrhoea 13, which, if deducted from the number registered in this district, leave 71 cholera, and 23 diarrhoea; each of the 6 sub-districts formed within the parish of St. Leonard's contributed more or less to the above number of fatal cases recorded in the Workhouse, where the epidemic was most severe; thus on one day, August 20th, 7 persons were victims to this disease, on the following day 5, and in 12 days, from the 20th to the 31st August, 27 deaths were recorded from cholera alone. The subjoined table shows the progress of the epidemic in Shoreditch Workhouse—the number of indoor paupers about 800.

	Deaths from Cholera in Shoreditch Workhouse.				
	July.	Aug.	Sept.	Oct.	Total.
Males	1	32	13	2	48
Females	30	25	..	55
Men and women .	1	53	31	2	87
Children under 15 .	..	9	7	..	16
Total	1	62	38	2	103

After 6 fatal cases of diarrhœa in the above Workhouse, the first case of cholera terminated in 10 hours, on July 31st, the last on October 24th. Labourers, cabinet-makers, shoemakers, mechanics, &c., with their families, were sufferers to a great extent from cholera—principally resident in

Hertford-street,	James-street,
Windmill-street,	Wilmer-gardens, Kings-
Canal-road,	land-road,
Whitmore-road, Shore-	Mary-street, Shoreditch,
ditch,	Queen's Head-walk,
Ely-street, and place,	Mill-row, &c.

At No. 5 and No. 3 Windmill-square, in each of those houses 2 persons died of cholera. At No. 7 William-street, a packer, aged 31 years, died of cholera in 12 hours, and in 4 days after, his son also died. The 2 daughters of a labourer, aged 7 and 8 years, died of the epidemic on September 5th, after attacks of 15 and 20 hours respectively, at 53 Essex-street.

The following cases are selected from the Registrar's reports:—

"On July 16th, at 10 Hertford-street, son of a compositor, aged 9 years, cholera 10 hours. This is the fourth victim in the same house and same family. This street is without drainage of any kind, not even to carry off the surface water; this, added to the intemperate habits of the father and filthy state of the house, would be quite sufficient to engender disease."

"On August 10th, at 5 Windmill-square, Canal-road, widow of tailor, aged 63 years, cholera 29 hours. Windmill-square is composed of eight small huts or cottages, forming two sides, four on each, containing two rooms on the ground, without any drainage."

"On August 13th, at 3 Windmill-square, Canal-road, wife of journeyman, cabinet-maker, aged 34 years, cholera 18 hours. All the rooms on the ground; very damp; privies close to the doors, and no drainage whatever. In the same house, on the same day, a daughter of the above, aged 9 years, cholera 3 days."

"On August 14th, at 13 York-row, Kingsland-road, labourer, cholera 27 hours. The houses in this row consist of 2 rooms, one over the other, very small and damp; smells from the privies in front at times very bad."

"On August 13th, at 7 William street, Canal-road, a packer in the City, cholera 12 hours. Drainage into cesspools, and that has been stopped for some time."

"On August 30th, at 15 Appleby-street, Pearson-street, Kingsland-road, widow, a nurse, aged 60 years, cholera one week. The deceased (as a nurse) was employed to attend on a tradesman in Shoreditch who was attacked with cholera. The day after his death, she was seized with the same complaint and brought home. Her own home clean, airy, and well drained."

"In the workhouse, on August 31st, from 9 Bull-court, Kingsland road, shoemaker, aged 26 years, cholera 24 hours. A very close confined place, the houses in general let in single rooms for the accommodation of tramps, at 2d. or 3d. per night."

The Registrar states that, during the 3 months ending September 30th,—

"The births were rather less than usual, owing to an unusual number of still-born children, and miscarriages caused by fright from cholera."

"On October 16th, at 29 Hertford street, daughter of journeyman watchmaker, diarrhœa 3 weeks. Many deaths occurred in this street in August. The informant states, that nothing has been done as regards

drainage, nor even whitewashing the interior of the houses, which are in a most filthy state."

20; 6. SHOREDITCH; *Haggerstone East*.—Pop. 6976.—Chol. 29; Diarr. 15.

Bounded on the south by part of the Hackney-road, from Weymouth-terrace to Glo'ster-place; extending east on the Glo'ster-row to Duncan-place; on the west by Stonebridge-lane, &c.

Cholera was fatal on January 31st, at James-place; in February 3 deaths; May 1, July 3, August 7, September 10, and October 4. The last case on the 29th, at Maidstone-place. The first death in July occurred on the 21st, at Martha-street.

The following localities suffered from cholera—

Margaret-street,	Great Cambridge-street,
Martha-street,	Goldsmith-grove and
Dove-row,	row,
Brunswick-street,	Maidstone-place, &c.

The following cases are from the Registrar's reports:—

"On August 3rd, at 1 Union-street, Dove-row, twine spinner, aged 37 years, cholera (*inquest*). The back garden of this house is bounded by an open sewer. He worked on the rope-ground adjoining this sewer."

"On August 25th, at 20 Brownlow-road, widow of cheesemonger, aged 56 years, cholera 24 hours. She was removed from 191 High-street, Shoreditch, where her husband had died only a few days before."

"On September 6th, at 3 Oakford-place, Goldsmith's-row, daughter of brickmaker, aged 4 years, cholera 4 days, congestion of the brain 2 days, convulsions. Near the edge of the open sewer in Ann's-place, where many deaths have occurred from cholera."

21; 1. BETHNAL GREEN; *Hackney-road*.—Pop. 20031.—Chol. 233; Diarr. 54.

This district forms the north-west part of the parish of St. Matthew, extending from Shoreditch eastward to Barossa-terrace and Cambridge-heath, &c.

The mortality from cholera in this district was very considerable; 117 males and 116 females were deprived of life, chiefly in the months of August and September, when the deaths from the epidemic amounted to 204. In the months of January and February 15 deaths were registered, in July 5, commencing on the 4th, at No. 24 Old Castle-street; in August 153, September 51, October 8, and in November one, viz., on the 5th, at No. 3 Weatherhead-gardens. On August 12th the cholera epidemic suddenly increased, and was fatal on this day to 12 persons; on the previous day one only died, but on the 13th 22 persons were deprived of life, on the 14th, 12; on the 15th, 7. From August 12th to 31st, both inclusive, 135 persons died. After September 7th, the epidemic gradually subsided, and nearly ceased by the end of the month.

Two or more deaths occurred in the following houses, viz.—

7 Clare-street,	2 Cross-street,
10 Turville-street,	1 Maidstone-street,
61 Old Nichol-street,	20 Caroline-street,
57 Old Castle-street,	1 Virginia-row,
19 Half Nichol-street,	1 Shepherd's-court, &c.

Diarrhœa was very prevalent: of the 54 deaths 22 were of males and 32 females,—of this number 41 are described as children under 15 years of age, and the remaining 13 as adults. Weavers, mechanics, &c., and their families, were the chief sufferers from cholera and diarrhœa.

The proportion of the sexes and the deaths in 3 periods of life is shown in the annexed table:—

Age.	Deaths from Cholera.		
	Males.	Fe- males.	Total.
From birth to 15 years .	52	46	98
15 and under 60 years .	62	54	116
60 and upwards . . .	3	16	19
Total . . .	117	116	233

During the months of July, August, and September, the deaths from all causes exceeded the births by 145.

The Registrar, in his reports, describes the subjoined cases and localities:—

"On August 2nd, at 10 Turville-street, son of a coal-whipper, aged 2 years, measles and pneumonia 3 weeks, cholera 10 hours. Neighbourhood low, crowded, and ill drained. A drain emitting offensive smells runs under the house, which contains 30 inmates."

"On August 3rd, at 20 Virginia-row, daughter of a weaver, diarrhoea 6 hours, cholera 6 hours. A densely inhabited street and low neighbourhood. There is an excellent sewer through it, with scarcely any communication with the adjacent houses."

The Registrar states, "The fatal nature of the calamitous visitation which has afflicted only a very limited, though densely peopled portion of my district, seems to point at human agency in the production of the sad catastrophe. These deaths have chiefly happened in a space of about 400 yards by 150. In Turville-street there is a sewer, and a communication from the privies thereto, but no drainage for the waste water, which is uniformly thrown into the street. But few deaths from cholera have as yet (August 18th) occurred beyond the specified area, and there must be some adequate cause for so singular a phenomenon. The 12th, 13th, and 14th of this month, will long be remembered in this neighbourhood; the outbreak of this fatal disease being without any adequate preparation; surgeons were wanted in many places at once; the hurried passing and repassing of messengers, and the wailing of relatives, filled the streets with confusion, and impressed on all a deep sense of an awful calamity."

"On August 24th, at 11 Old Castle-street, son of doll-maker, cholera 3 days. A close, overcrowded, and ill-cleansed street, with an excellent sewer, but few communications therewith."

The Registrar observes that, "in the last fortnight, I find that 99 out of 107 fatal cases of cholera and diarrhoea have occurred in a space occupying less than a tenth of my district. This portion of my district is almost wholly without sewers, all fluids, whether animal secretions or the waste of culinary or ablutionary processes, being carried off by surface drainage; it has no proper circulation of fresh air, three-fourths of the people are closely packed together, and from necessity as well as habit, no sufficient cleanliness of person or of habitation is generally observed. Moreover, the cholera district is precisely the fever district of past times."

"On August 28th, at 7 Turville-buildings, daughter of wadding dealer, cholera 4 hours. A close, confined, crowded, and ill-drained court—the very type of misery. This court is a small parallelogram, containing 6 inhabited and 2 uninhabited houses, with no backyards, and with an almost total stagnation of air—the chief supply being perpendicular; no water laid

on, and the drainage being through a stone grating in the centre of the court, having communication with a sewer."

"On September 3rd, at 1 Maidstone-place, Old Nichol-street, wife of itinerant musician, aged 35 years, cholera 2 days. A close, dirty, undrained court. The third death in the same house—the family then removed, and the father since dead."

"On September 7th, at 1 Gibraltar-walk, spinster, aged 32 years, shoebinder, cholera 12 hours. A narrow, close, and crowded street—not otherwise injurious to health."

The Registrar says, "notwithstanding the abatement of cholera in its original location, it is gradually creeping over my district; in its progress discovering with apparently instinctive sagacity every deficiency of precaution, every absence of the essentials to good health, whether existing in a street, a house, a family, or an individual, and more rarely appearing where none of the predisposing causes are known to exist. But whilst there are no sewers in streets a century old, or no communications into existing sewers from contiguous houses; whilst houses remain contaminated with the filth of years; whilst the streets remain for days uncleansed from accumulating dirt; whilst the free circulation of fresh air continues to be impeded; and whilst the daily supply of water of questionable purity continues, from various causes, to be locally deficient, so long may the periodical occurrence of such appalling visitations as that which at this time afflicts my district be expected."

"On September 11th, at 11 Cambridge-circus, daughter of labourer, aged 18 years, cholera 12 hours. Informant states that an offensive drain passes under this house into a sewer full of fetid matter, and that across the narrow street is a manufactory of lard or grease, which, when melting, fills the neighbourhood with noxious smells."

"On September 16th, at 4 Crown-court, Gascoigne-place, daughter of journeyman bricklayer, cholera 8 days, typhus 6 days. A crowded court; no drainage for the 3 houses within it, except into a small tub sunk into the earth; waste water carried out of the court, which is low, and thrown into the gutter of the adjoining street."

"On September 12th, at 20 Caroline-street, wife of journeyman cordwainer, aged 38 years, cholera 3 days, typhus 6 days. The third death in the same house, said to be occasioned by fright excited by seeing a cholera patient carried through the streets. The street narrow and close, but not otherwise unfavourable to health."

"On September 27th, at 7 Austin-street, daughter of journeyman house-painter, diarrhoea 2 months. A crowded, ill-cleansed, and undrained street, adjoining Shoreditch churchyard."

"On September 27th, at 2 New Nichol-street, journeyman weaver, cholera 24 hours. An overcrowded, ill-cleansed, close, and undrained street."

The Registrar, in his quarterly return of births and deaths for the 3 months ending September 30th, states, "that out of 342 deaths, 208 were from cholera, and 27 from diarrhoea. The principal seat of this visitation has been a very small portion of my district, and which is in a very wretched state from defective sewerage; has suffered much from the want of timely sanitary arrangements. The following table shows the principal seat of this fatal epidemic, the deaths occurring in the House of Refuge at the Bethnal Green Workhouse, of persons taken from this district, are not included. In none of the other streets did more than 3 deaths from cholera occur:—"

	Chol.	Diarr.
Old Nichol-street and courts	41	1
New Nichol-street and courts	19	2
Half Nichol-street and continuous streets	25	3
Nichol's-row	7	..
Turville-street and courts	31	2
Boundary-street (only half in this parish)	12	..
Collingwood-street	6	4
Old Castle-street	8	1
Vincent-street	9	1
Virginia-row	6	2
Gibraltar-walk	7	..
Crabtree-row	5	1
Caroline-street	5	1

"On November 6th, at 3 Weatherhead-gardens, Crab Tree-row, journeyman cordwainer, aged 38 years, cholera 2 days. A low and undrained spot, with a porous soil, through which the waste water percolates freely."

21; 2. BETHNAL GREEN; Green. Pop. 16766.—Chol. 233; Diarr. 68.

Comprises the eastern part of the parish, including the west part of Victoria Park, extending south to the Eastern Counties Railway; on the west by the Cambridge-road.

On February 3rd cholera appeared at No. 1 East London-place, and on the 15th broke out at Warburton's Lunatic Asylum, and fatally attacked 21 females in the asylum by the end of the month, and 2 on March 7th. The next fatal case took place on July 9th, at No. 24 Collingwood-place; in this month 12 deaths occurred; during the first 18 days of August, 17; and in the remaining 13 days, 73. In the first 18 days of September, 82, and in the remainder of the month, 10; in October, 9 deaths, the last on the 10th, at No. 3 John's-court. After August 18th the mortality rose rapidly, and attained its maximum on the 25th; the epidemic prevailed extensively to September 14th, after this date it abated, and by the end of the month nearly ceased.

The following streets and vicinities were infected by the epidemic, namely—

Cambridge-place & road,	Prospect-place,
Bonner's-lane,	Collingwood-place,
Suffolk-street,	Digby-street,
Northampton-street,	Norfolk-street,
Park-street,	Wisker's gardens,
Chester-place,	&c. &c.

A carpenter and his wife died of cholera at 26 Globe-road, the 8th and 9th August, and at No. 2 Wisker's-gardens, a horse-hair weaver and his son; also at No 4 June-street, 2 deaths from the epidemic; in 20 and 16 hours each after the attack.

At the Bethnal Green, or Warburton's Lunatic Asylum, from the 15th to the 26th February, both inclusive, 21 females died of cholera; on February 20th, 5 deaths were recorded, and 2 in March, on the 7th; from this date several months intervened to September 1st, when the epidemic again appeared, and by October 2nd was fatal to 32 persons in the asylum, and in this period 4 cases of diarrhoea also proved fatal; the average number of inmates about 500.

In the Workhouse, Bethnal Green, 5 persons died of cholera in February, the next case followed on August 3rd, and extensively prevailed in this month and the following; from August 18th to the end of the month, namely, 14 days, 57 persons were deprived of life by cholera, and 16 by diarrhoea; the number of in-door poor about 800. The subjoined table represents the progress of cholera in the above Lunatic Asylum and Workhouse:—

	Cholera Deaths.					
	Feb.	Mar.	Aug.	Sep.	Oct.	Total.
<i>Bethnal Green</i>						
<i>Workhouse:—</i>						
Men	1	..	24	20	2	47
Women	2	..	26	16	1	45
Boys	1	..	6	4	1	12
Girls	1	..	7	2	..	10
Total	5	..	63	42	4	114
<i>Bethnal Green Lunatic Asylum:—</i>						
Men	19	..	19
Women	21	2	..	11	2	36
Total	21	2	..	30	2	55

A great proportion of the above 114 deaths were persons removed into the Workhouse, after being attacked by cholera, from the Hackney-road, the Church, and the Town Registrar's districts comprised within this parish, and if deducted, would make the 233 cholera deaths registered less by 114, as compared with other districts without the Workhouse.

The annexed table shows the mortality in 3 periods of life:—

Age.	Deaths from Cholera.		
	Males.	Fem.	Total.
From birth to 15 years	19	16	35
15 and under 60 years	83	69	152
60 and upwards	15	31	46

The cholera epidemic chiefly prevailed in the families of weavers, mechanics, &c.

Diarrhoea was prevalent throughout the year, and proved fatal to 32 adults and 36 children under 10 years of age, principally affecting those localities in which cholera appeared.

21; 3. BETHNAL GREEN; Church. Pop. 17293.—Chol. 92; Diarr. 32.

Comprises the centre part of the parish, between the Hackney-road and the Town Registrar's districts.

Three deaths were recorded from cholera in February. On July 12th the next death happened, at No. 32 Pleasant-place, followed by another in Orange-street, on the 21st; in August 47, and in September 40 persons died, the last on September 30th. The cholera epidemic was most prevalent from August 21st to September 4th, both inclusive; the greatest mortality in any one day was on August 27th. Between the ages of 20 and 60, the proportion were 20 men and 30 women; diarrhoea prevailed of a severe character; in 32 deaths, 3 were of adults, and the remainder chiefly children under 2 years of age. One half the deaths from all causes arose from cholera and diarrhoea, in the months of July, August, and September; and during this period but 8 births were registered to every 9 deaths, exclusive of the deaths in the Bethnal Green Workhouse, of persons removed from this district, after attacked by cholera. Weavers, mechanics, &c., were the greatest sufferers, residing in those places where defective drainage, overcrowded habitations, and poverty abounded. Cholera prevailed in—

Bethnal Green-road,
Church-street,
Beckford-row,
Edward-street,

Fuller-street,
King-street,
Walverly-street,
Orange-street, &c.

The following cases are selected from the Registrar's returns:—

"On August 4th, at 22 Charlotte-street, wife of a weaver, aged 30 years, cholera 2 days. The husband was removed into the Town district; was seized and died the following day. Street ill drained, and ventilation bad."

"On August 1st, at 31 Pitt-street, wife of a tobacco-nist, aged 50 years, cholera 12 hours. Low and narrow, without drainage."

"On August 15th, at 2 Punderston's-gardens, labourer, aged 18 years, cholera 36 hours. The house low and dirty, built on the ground, the floor one foot below the surface, and before the houses constantly is a channel of stagnant water and vegetable matter."

"On August 14th, at 10 North Conduit-street, son of a painter, cholera 3 days. Church-street is a continuation of the Bethnal Green-road into Shoreditch, and is entirely without drainage. In this street the chamber slops are cast into the road. In Bethnal Green-road the only means of getting rid of the water is by cesspools."

"On August 28th, at 187 Bethnal Green-road, widow of slater, aged 47 years, cholera 8 hours. This house consists of a small shop with a room behind, in which lived 5 adult persons in a filthy condition. There is neither drainage nor proper ventilation."

"On September 20th, at 8 Alfred-row, Bethnal Green, wood-chopper, aged 35 years, natural death (sudden) from cholera (*inquest*). It is almost impossible to imagine a place better adapted to foster disease than this row of hovels, the state of which precludes the possibility of a current of air. The dwellings consist of a room or two in each, upon the ground, and considerably below the roadway, without drainage, the privies against the entrance, and water obtained only from a single stand-cock for the supply of perhaps 20 families, each of 5 or 6 persons, huddled together in these miserable abodes."

"On September 25th, at 19 Scott-street, widow of painter, aged 30 years. The house abuts upon the Jews' burial-ground, and consists of 3 small rooms, in which were packed 15 human beings, in the midst of filth and wretchedness. On the following day, the son, aged 13 years, died of cholera in the same house."

21; 4. BETHNAL GREEN; Town. Pop. 19998.—Chol. 231; Diarr. 53.

This Registrar's district forms the south-west part of the parish of St. Matthew, Bethnal Green.

The mortality from cholera was very considerable in August and September, 135 and 78 deaths were respectively registered; 4 deaths from this fatal epidemic occurred in February; 2 in June, viz., on the 10th and 19th; 7 in July, and 5 in October; in this month, the last case, on the 23rd, at No. 3 Rose-street. From August 1st to the 10th, 14 deaths; after this date a rapid increase took place, and in 4 days, viz., to the 14th, 36 deaths took place, and in the next 7 days, 43. The mortality then declined, and on August 31st but one case occurred; a subsequent increase took place in the first 7 days of September, in this period the deaths were 31; in one day, the 7th, 12 persons died, in the next 7 days, 32 deaths; from this time the epidemic subsided, and by the end of the month 15 more were recorded.

The deaths in 3 periods of life is shown in the following table:—

Age.	Deaths from Cholera.		
	Males.	Fe- males.	Total.
From birth to 15 years .	40	29	69
15 and under 60 years .	66	73	139
60 years and upwards .	9	14	23
Total . . .	115	116	231

In the months of July, August, and September, in every 5 deaths registered, 3 were assigned to cholera; the deaths numbered in excess 173 over the births, in the proportion of 2 to 1. Diarrhoea was fatal to 23 boys and 6 girls, under 2 years of age; the total deaths from diarrhoea were 37 males and 16 females.

The cholera epidemic proved most fatal to weavers, artisans, and families of the working classes, resident in the following streets, &c.—

Church-street,
Anchor-street,
Nelson-street,
Tyssen-street,
Rose-street,
Little York-street,
James-street,

Patience-street,
Swan-street,
Sclater-street,
Bacon-street,
Hare-street,
Turk-street,
&c.

At 156 Church-street, a father and son died of cholera, in 18 and 30 hours after the attack. At No. 10 Tyssen-street, on August 14th, a weaver, aged 37 years, was seized with cholera, and survived 16 hours; his wife, aged 37 years, was attacked and died in 24 hours, in this house, on the same day; also in this house, on September 7th, a subsequent death from cholera is recorded in 12 hours, viz., a Chandler aged 42 years; at No. 2 Patience-street, a mother and daughter died from cholera, in 9 and 24 hours after the attack, and 2 children of a cooper, at 15 Little York-street, survived the attack 17 and 9 hours respectively, on September 18th. Between September the 7th and 11th, 3 deaths were referred to cholera, at No. 4 Derbyshire-street.

The subjoined notes are selected from the Registrar's reports:—

On August 11th, the Registrar states, "that 6 cases of cholera in Church-street occurred within a very short distance from each other. The first, that of a tripe-dresser or boiler; the neighbours complained of the effluvia arising therefrom. A very large cesspool was opened in the yard of the house adjoining, and kept open for several days. The houses in Church-street are large and densely populated, the drainage bad, having only cesspools. There is no common sewer up Bethnal Green-road or Church-street, although it is the main road from Shoreditch."

"On August 13th, at 2 Farthing-hill, wife of wood-cutter, aged 26 years, cholera 10 hours. The husband of this woman is also dead of cholera, same day. A narrow, confined place, and the house filthy, having a bad drain running under it."

"On September 7th, at 2 William-street, Fleet-street, wife of twine-spinner (deceased), cholera 48 hours. The husband of this woman died of cholera in Shoreditch, where they resided; their 4 children were taken into Shoreditch Workhouse, where one died; she then came to this place, to acquaint her mother of it, when she was attacked."

"On September 8th, at 3 Sherwood-place, daughter of chair-caner, cholera 18 hours."

"In the same house, on September 12th, wife of

chair-caner, cholera 4 days. The husband and father of the above person states, that the drainage of his house is very good, but that on Thursday morning, the 6th instant, they were emptying some privies in Austin-street (a short distance from his place), with the apparatus and hose, into the sewer, which caused a bad effluvia to arise up the grating of the drain in his yard; on that day his wife was taken ill, and the child was shortly after affected, and died of cholera. The wife died of cholera on the 12th; and a boy about 13 years of age, working for him, was also taken ill, went home, and died of cholera in a few days, in the Green sub-district. The wife was delivered of a dead child the day before she died."

"On September 13th, at 23 Church-street, shopman to cheesemonger, aged 22 years, cholera 4 days, second attack. Drainage bad. His master and daughter died of cholera in this house."

22; 1. WHITECHAPEL; *Artillery*. Pop. 6221.—Chol. 14; Diarr. 12.

Comprises the western part of the parish of Christ Church, Spitalfields, including the liberties of Norton Folgate and Old Artillery Ground.

First fatal case of cholera, July 26th, at No. 63 Wheler-street; the last, on October 2nd, at No. 14 Older-street, Norton Folgate, a chair and sofa maker, aged 24 years, cholera 18 hours. The epidemic was prevalent in—

Wheler-street, Christ-church,	Older-street, Norton
Cock-alley,	Folgate,
Parliament-court,	Gun-street,
	&c.

At No. 64 Wheler-street, the 2 sons of a labourer, aged 9 and 10 years, died of cholera, the first in 19 and the other in 48 hours. Another death in the same house 4 days after, that of a cabinet-maker's wife, aged 31 years, who survived the attack 24 hours.

On October 4th, at 16 Fort-street Old Artillery Ground, son of silk mechanist, aged 16 years, epilepsy 2 days, diarrhoea. The Registrar states that "there are no sewers in any of the streets or places in this Liberty."

22; 2. WHITECHAPEL; *Spitalfields*. Pop. 15121. Chol. 90; Diarr. 32.

This Registrar's district is bounded on the south by Wentworth-street, extending northward to Phoenix-street; on the east by Brick-lane, &c.; on the west by the Artillery district.

In January and February 3 deaths from cholera were registered; the next occurred July 11th, at No. 68 Wentworth-street, the last, on October 28th, at No. 4 Paternoster-row; the epidemic attained its maximum August 28th, and principally prevailed in the months of August and September, namely, 49 and 27 deaths respectively; towards the middle of September cholera nearly ceased. The above deaths are exclusive of those which happened in the London Hospital, situated in the Church sub-district, and in the Workhouse, situated in the North sub-district of Whitechapel, of persons removed from this district when attacked by cholera.

During the months of July, August, and September, the deaths were 39 more than the births, or 7 births to 9 deaths; and in this period about one-half the deaths from all causes were ascribed to cholera. Weavers, labourers, &c., with their families, suffered, chiefly resident in—

Flower and Dean-street,	Union-court, Fashion-
King-street,	street,
Wentworth-street,	Phoenix-street,
Dorset-street,	White's-row,
Wilkes-street,	Grey Eagle-street,
Wheler-street,	Wilson's-place,
Quaker-street,	Great Pearl-street, &c.

In several instances 2 or more deaths occurred in the same house.

The following cases are selected from the Registrar's reports:—

"On August 18th, at 15 Great Pearl-street, son of smith, aged 2 years, cholera 15 hours."

"In the same house, and on the same day, a brother of the above, aged 7 years, cholera 21 hours. This makes the third of the same family within 3 days in one house."

"On September 5th, at 1 Upper Keate-street, wife of labourer, aged 65 years, cholera 34 hours. Overcrowded and badly drained."

"On September 6th, at 3 Diamond-court, Great Pearl-street, daughter of porter, cholera 18 hours. Close and badly drained."

"On September 6th, at 4 Dorset-street, carpenter, cholera 20 hours; no medical attendant. Crowded and badly drained."

"On September 6th, at 43 Phoenix-street, wife of weaver, cholera 18 hours."

"In the same house on September 7th, son of weaver, cholera 30 hours. Third death in this house."

"On September 25th, at 10 Quaker-street, daughter of weaver, cholera 9 hours."

"In the same house on September 29th, daughter of weaver, cholera 9 hours. Crowded and uncleanly. These are 2 children of one family."

"On October 10th, at 10 Quaker-street, daughter of weaver, cholera 7 days, consecutive fever 4 days, congestion of brain 3 days. This is the third death from cholera in the same family, and another occurred on October 17th."

22; 3. WHITECHAPEL; *Mile End, New Town*.—Pop. 12141.—Chol. 85; Diarr. 18.

Bounded on the west by Brick-lane, on the south by Montague and Prince's-street, on the east by Charles-street, and on the north part of Pelham-street, &c., forming the eastern part of the parish of Christ Church, Spitalfields.

Cholera was prevalent in July, August, and September, the deaths respectively were 5, 35, and 38; the epidemic commenced at No. 4 Charles-street, on July 16th, and entirely ceased on November 16th. Two deaths had been previously registered in February; the greatest number in one day happened on August 31st and September 17th, it declined from this time, and by the end of the month was nearly extinct.

In the families of weavers, labourers, mechanics, and the industrious classes generally, the epidemic was mostly felt, inhabiting the following streets and adjoining neighbourhoods. viz.—

Buxton-street,	Hunt-court,
Luke-street,	Dunk-street,
Spring-gardens	Spital-street,
Church-street,	Brick-lane,
Pelham-street,	Well-street,
King-street,	&c.

In the Christchurch Workhouse, one death from cholera and 2 from diarrhoea were recorded; the indoor paupers average about 300. At No. 38 Spicer-street, the wife of a tailor, aged 23 years, died of cholera in 16 hours, on September 20th; her infant, aged 7 months, died of cholera 3 days previously. At No. 21 Charles-street, on September 19th, the 2 children of a drayman were deprived of life; and on September 24th, 2 persons also died of cholera at 6 Hunt-court.

The annexed cases are selected from the Registrar's reports:—

"On July 26th, at 5 Buxton-street, wife of lawyer's clerk, aged 42 years, cholera 13 hours. The deceased

had been attending her sister's child for 2 days previous, who died of cholera, and the day after her return home was taken ill and died on the following day. The family were in comfortable circumstances and particularly cleanly; the houses have been recently built, and the street is the best in the hamlet."

"On September 1st, at 14 Montague-street, Spital-fields, a weaver, aged 33 years, cholera 4 days, typhoid fever 2 days. This man's mother died in the same house 2 weeks ago of cholera. House overcrowded."

"On September 3rd, at 49 High-street, a weaver, cholera 3 days, fever 4 days. Mother of this man died of cholera in the same house 2 weeks ago."

"On September 8th, at 7 Halifax-street, wife of shoemaker, aged 45 years, cholera 11 hours. Five in family in one room. Her son was brought home on the 5th instant, and died in 9 hours, of cholera."

22; 4. WHITECHAPEL; North. Pop. 12296.—Chol. 114; Diarr. 53.

Bounded on the west by Middlesex-street; on the north by Wentworth-street, Prince's-street, &c.; on the east by Collingwood-street; and on the south by the north side of High-street, Whitechapel-road.

Cholera was chiefly fatal in July, August, and September, in which months the deaths successively were 18, 45, and 39. Diarrhœa was most prevalent in April, May, and June. On February 8th, the first case of cholera was recorded at No. 28 Wellington-street; the next in this month on the 9th and 10th, at No. 46 Queen Ann-street; after an interval of 4 months the epidemic appeared at No. 6 New-court, George-yard, on June 6th; during this month there were 7 deaths, the last death October 14th, in the Workhouse. Cholera attained the greatest mortality from August 29th to September 13th, the highest number in any one day took place on the 10th and 13th of this month; from the latter period a gradual decline ensued, and nearly ceased by the termination of the month. The poorer classes were principally attacked residing in—

New-court, George-yard,	Castle-alley and street,
Thomas-street,	King's Arms-court,
Queen Ann-street,	White's-row, &c.

The first fatal case of cholera in the Whitechapel workhouse happened on June 16th, and it continued to prevail to October 14th; during this period 77 persons died of the epidemic. The subjoined table represents the progress in each month:—

—	June.	July.	Aug.	Sept.	Oct.	Total
Men	8	12	11	..	31
Boys	1	1	3	3	..	8
Women	2	7	13	10	1	33
Girls	2	3	..	5
Total	3	16	30	27	1	77

The following are the deaths from diarrhœa in the above Workhouse—

January	4	August	1
February	1	September	1
March	3	October	5
April	10		
May	8	Total	40
June	7		

The deaths from cholera and diarrhœa in the Whitechapel Workhouse amounted to 117, many of these persons, after attacked by cholera, were removed from

the 6 other sub-districts of this Union into the Workhouse, where they subsequently died; but excluding these deaths, the mortality in the other parts of this sub-district would be from cholera 37 and from diarrhœa 13, which, including the workhouse deaths, are returned as 114 and 53 respectively; the average number of in-door paupers about 550. At No. 2 Castle-alley, the wife of a labourer, aged 34 years, died of cholera in 14 hours, on September 30th; her son previously died of cholera on the 26th, in the same house; and 2 deaths from cholera and one from diarrhœa took place at No. 15 White's-row.

On July 13th, at No. 3 Prince's-place, Prince's-street, son of a labourer, aged 19 years, Asiatic cholera 19 hours, vomiting and purging 17 hours, cramp 15 hours, and blue collapse 8 hours." The Registrar states "that the house in which deceased lived contained 3 rooms and 16 occupants."

"On September 25th, at 6 Horse Shoe-alley, Petticoat-lane, daughter of general dealer, rice-water purging 3 days. Close and crowded."

22; 5. WHITECHAPEL; Church. Pop. 6990.—Chol. 65; Diarr. 7.

This Registrar's district lies on the south of High-street and Whitechapel-road, extending east and west from Raven-street to Somerset-street, Aldgate, in which is situated the London Hospital, where a fatal case of cholera occurred January 17th.

Deaths in London Hospital—

January	1	August	22
February	1	September	8
April	1		
June	1	Total	40
July	6		

The above number in the hospital were not all belonging to this district, but removed from other localities when attacked. Exclusive of the London Hospital, where the average number of indoor patients is about 320, the first death from cholera in other parts of the sub-district occurred July 24th, at No. 5 Duncan-street, followed by 12 in August, 11 in September, and one in October, on the 6th, at No. 5 Buckle-street. The number of cholera deaths are thus—

In the London Hospital	40
In other parts of the district	25
Total	65

In 5 days, from August 24th to the 28th, both inclusive, 11 deaths were referred to cholera in the London Hospital, where the last fatal case which occurred was that of a sailor, aged 38 years, died in 12 hours on September 29th; during the months of July, August, and September, the deaths were 92 more than the births, or about 7 births to 17 deaths. Excluding the Hospital deaths by cholera, the proportion is about 5 births to 11 deaths in this period; 63 deaths are assigned to cholera, and 99 to some other cause. The following localities suffered from the cholera epidemic, namely—

Plough-street and court,	Mountford-street,
Buckle-street,	Raven-street,
High-street,	Duncan-street, &c.

The following cases are selected from the Registrar's reports:—

"On September 7th, at 7 Love-court, Petticoat-lane, general dealer, aged 43 years, cholera 2 days. A close and crowded place, chiefly occupied by Jews, but this is the first case among them which has occurred in my district."

"On September 20th, at 65 High-street, wife of fishmonger, aged 32 years, cholera 30 hours, habitual diarrhoea; fear and anxiety, arising from the sudden return of her daughter from the Kent-road in collapse of cholera."

"In the same house, on September 22nd, daughter of fishmonger, cholera about 30 hours, consecutive fever one week. This child is the daughter of the above, was brought home on September 14th, from the Kent-road, in a state of collapse, from which she recovered in about 30 hours, when the consecutive fever came on, and daily increased in unfavourable symptoms until death."

"On September 12th, at 249 Whitechapel-road, wife of porter, aged 31 years, cholera 9 hours. The surgeon states that he was called in to see the deceased 5 hours previous to death, and 4 hours after the severe symptoms had set in. She had been ill from diarrhoea 3 or 4 days, but refused to take food, and took nothing but porter. The neighbourhood is very open, and considered healthy."

22; 6. WHITECHAPEL; *Goodman's Fields*.—Pop. 9848.—Chol. 34; Diarr. 16.

This district includes part of the parish of Holy Trinity, Minorities, bounded on the east by Church-lane, on the south by Rosemary-lane, and on the west the Minorities (part of, &c.).

In January 7 deaths were registered from cholera, 6 occurred in the Cholera Hospital, at No. 88 Leman-street. In February 3 deaths, 2 recorded in the Cholera Hospital; in March 3, all in the Hospital; next fatal case June 22nd, at No. 117 Rosemary-lane; the last death from cholera took place October 23rd, at No. 85 Chamber-street.

The epidemic prevailed in the following neighbourhoods, viz.—

Rosemary-lane,	Swallow's-gardens.
Goodman's-yard,	Gower's-place and walk,
Everard's-place,	Well's-place, &c.

From January 4th to March 14th, 11 deaths from cholera took place in the Whitechapel Cholera Hospital, Leman-street, of persons removed from infected localities into the Hospital, where their deaths were subsequently registered; and at No. 8 Swallow's-gardens, 2 children of a labourer died in 12 and 7 hours after being attacked by cholera. This place is inhabited by very poor people; there are no drains, and each house has a cesspool.

"On July 12th, at 2 Providence-court, Brunswick-place, Back Church-lane, a charwoman, aged 46 years, cholera 8 hours." The Registrar states that there are 6 houses in the court, having 2 rooms; a small drain running in front of these houses was being opened."

"On August 27th, at 1 St. Mark's-terrace, Tenter-ground, daughter of servant, diarrhoea 7 days. In this ground there are 15 dung heaps, and is a receptacle for all sorts of decayed vegetable matter and fish guts; there is no surface drainage, and the water lies in stagnant pools; not overcrowded or close."

22; 7. WHITECHAPEL; *Aldgate*. Pop. 9148.—Chol. 104; Diarr. 17.

This district includes the Tower of London on the river side; eastward to Dock side, St. Katherine's Dock; extends north to Rosemary-lane, &c.

Cholera was prevalent chiefly in July, August, and September; the deaths respectively were 17, 35, and 41; the highest mortality on September 2nd, and from August 29th to September 9th, both inclusive, 32 deaths were recorded from cholera, in January 2, February one, April one, June 4; the first case in this month on the 2nd, on board a vessel in St. Katherine's Docks, a sailor, aged 29 years, survived the attack 12 hours; next on the 20th, then on the 28th, 30th, &c.; 3 fatal cases were registered in October, the last on the 13th. Cholera was severely felt in—

Cooper's-court, Blue	Dock-street,
Anchor-yard,	Crown-court,
Royal Mint-street,	Shorter's-rents, Dock-
Windmill-court, Rose-	street,
mary-lane,	Slater's-court,
Blue Anchor-yard,	&c.

Deaths

On board vessels in the St. Katherine's Docks . . . 2
 ,, ,, laying off in the river Thames . . . 7

In the Whitechapel Cholera Hospital, at No. 1 Dock-street, the first fatal case of cholera on August 5th, and by October 5th, 25 persons perished, including a nurse who died on August 13th, in 13 hours after the attack.

At the Military Hospital in the Tower of London, a death from cholera was recorded on June 21st; subsequently 5 more deaths were registered. In the Barracks 4 deaths from cholera and one from diarrhoea took place; likewise in the Old Mint, 4 persons died of the epidemic, 2 in one house, at No. 31. The deaths by cholera in the Tower of London during the year amounted to 16, and from diarrhoea 2. During the months of July, August, and September, the deaths were 101 more than the births, or about 4 births to 11 deaths; in 162 deaths from all causes in the above period, 93 were ascribed to cholera.

The following cases are selected from the Registrar's reports:—

"On August 10th, at 2 Cow-yard, Blue Anchor-yard, fruit seller, aged 29 years, cholera 20 hours. Filthy neighbourhood; deceased ate a great quantity of unripe fruit, and sat at her fruit-stall in all weathers."

"On September 9th, at Shorter's-rents, Dock-street, son of labourer, aged 3 years, cholera 12 hours."

"In the same house, on the same day, a brother of the above, aged 13 years, cholera 14 hours. This court is close and crowded. There is a large privy opposite the doors of this house; also at the entrance of the court the refuse from a soap work runs down as surface drainage."

"On September 2nd, at 3 Queen-street, wife of tailor, aged 38 years, cholera 27 hours. A very close, confined street, the houses without ventilation."

"On August 31st, at 8 Crown-court, Glasshouse-street, coal-whipper, diarrhoea 6 hours, cholera 12 hours. This court is very densely populated by persons of dirty and intemperate habits."

"On September 3rd, at 5 Cooper's-court, Blue Anchor-yard, wife of labourer, cholera 6 days. In this court there are above 200 persons closely packed; in one house containing 3 rooms there are 19 persons living."

"On September 2nd, at 17 Darby-street, Royal Mint-street, wife of carpenter, cholera 9 hours. Open street, but surrounded by a bad locality."

23; 1. ST. GEORGE-IN-THE-EAST; *St. Mary*. Pop. 15875.—Chol. 55; Diarr. 22.

Bounded on the north by the Commercial-road; on the south by the London Docks, lying between Church-lane and Cannon Street-road, &c.

First fatal case of cholera on July 6th, at No. 7 Thomas-street. The epidemic carried off, in August and September, 23 and 20 persons respectively; the last case on October 24th, at 69 Parsons-street. In July, August, and September, cholera was fatal to 53 persons, and to 88 from all other diseases.

The epidemic prevailed in—

Prince's-street,	Grove-street,
Pell-street,	Denmark-street,
Cable-street,	Bett's-place,
John's-hill,	Ellen-street, &c.

A dock labourer, aged 37 years, and his wife, on July 29th, died of cholera, 5 Juniper-street, Chigwell-hill.

The annexed cases are selected from the Registrar's reports:—

"On July 22nd, at 11 Prince's-street, wife of a watchman in London Docks, aged 32 years, diarrhoea 36 hours, cholera 12 hours. Deceased resided in a healthy and public thoroughfare, well cleansed, drained, and ventilated; her husband thinks she was seized with the disease through fright and attendance on a person in the same house, who died of cholera a few days previously."

"On August 9th, at 4 Ellen-street, widow of mariner, aged 30 years, cholera 24 hours. The husband of deceased died on the 9th instant, of cholera, in the same house. Street well paved, cleansed, and drained. An open and public thoroughfare."

The 2 following cases occurred in a narrow street contiguous to several sugar-refining houses, but not considered unhealthy:—

"On August 20th, at 11 Elizabeth-street, wife of working farrier, cholera 11 hours."

"On August 21st, at 11 Elizabeth-street, working farrier, cholera 11 hours, husband of the above."

"On August 22nd, at 45 Cable-street, wife of dock labourer, cholera 10 hours. Street not unhealthy; no complaint of offensive smells or other nuisances. Deceased was in good health on previous evening, and went to see her sister, who was suffering from an attack of cholera. She was attacked with diarrhoea about 5 a.m., and died from cholera the same day."

"On August 25th, at 27 Providence-street, son of slipper-maker, cholera 10 hours. Rather narrow street, partially paved, and imperfectly drained; the inhabitants chiefly poor persons, and houses overcrowded."

"On the same day, and in the same house, a slipper-maker, cholera 10 hours. Father of the above child."

"On August 27th, at 27 Providence-street, wife of shoemaker, aged 26 years, cholera 17 hours. This death and the 2 preceding occurred in the same house."

"On August 30th, at 22 Mary Ann-street, umbrella maker and seller, cholera 8 hours. He attended the funeral of his brother the previous Sunday, who had died of cholera."

"On September 5th, at 16 John's-hill, Ratcliff-highway, son of waterman, diarrhoea 4 days, cholera one day."

The medical attendant states, "this family live over a cellar, into which the night soil from a privy close to the door is allowed to flow, and where it now remains, mixed with the water from the late rains; it is disgustingly offensive, and he had attended 5 cases of bowel complaint within a month."

23; 2. ST. GEORGE-IN-THE-EAST; St. Paul. Pop. 17724.—Chol. 85; Diarr. 28.

This is the north-east part of the parish of St. George, Middlesex, bounded on the west by Cannon Street-road, on the east by John-street, on the north by the Commercial-road, and on the south by the New London Dock and part of Back-lane, &c.

In the month of February 3 deaths were referred to cholera, in March 4, which occurred in the Cholera Hospital, at No. 3 Bath-terrace; in May one, on the 15th, at No. 6 Kinder-street; in June 4, all in the Cholera Hospital; in July 19. The epidemic continued throughout the months of August and September, to

October 27th, from this date cholera ceased to be fatal. A fatal case of cholera occurred in the parish Cholera Hospital, at No. 3 Bath-terrace, February 22nd; subsequently was fatal to 37 persons by October 27th.

	Deaths from Cholera in the Cholera House, Bath-street.			Total.
	Men.	Women.	Child'n.	
February	1	1
March	3	1	..	4
June	4	..	4
July	1	3	1	5
August	7	3	1	11
September	4	3	1	8
October	1	1	2	4
Total	17	15	5	37

Diarrhoea was prevalent in July, August, and September. The following localities suffered from cholera, viz.—

Spencer-street,	Charles-street,
King's Arms-gardens,	Martha-street,
Phillip's-street,	Chapman-street, &c.
John-street,	Old Gravel-lane, &c.

The subjoined notes are selected from the Registrar's reports:—

"On July 13th, at the parish Cholera House, 3 Bath-terrace, female, aged 28 years, cholera 10 hours. The deceased drew her sister's breast, who was labouring under cholera."

The 2 following cases occurred in the Cholera House, 3 Bath-terrace.

"On July 21st, female, aged 31 years, wife of a sugar-baker, diarrhoea 2 days, cholera 10 hours."

"On July 22nd, female, aged 19 years, wife of a mariner, low fever consequent on cholera 19 days since. Removed from King's Arms-gardens, a low damp place, containing about 30 miserable huts; no drainage and badly supplied with water; fever, &c., always prevailing."

"On July 27th, at 6 New-court, Bluegate-fields, a bricklayer's labourer, aged 53 years, diarrhoea 24 hours, cholera 18 hours. This court contains 9 houses, with 2 public privies having communication with the drain, from which most obnoxious effluvia arises."

"On July 28th, at 8 Seven Star-alley Ratcliff-highway, daughter of a tailor, cholera 9 hours. A close, overcrowded place; several stables in the alley."

"In the Cholera House, on September 7th, from 4 Hungerford-street, a ship-rigger, aged 26 years, cholera 12 hours. Hungerford-street is the worst street in this district, chiefly inhabited by prostitutes and low characters; ill-cleansed, and cellars full of water from want of drainage."

"On October 2nd, in the Cholera House, 3 Bath-terrace, wife of a labourer, aged 59 years, cholera 24 hours; from 52½ Richard-street. The deceased had come the day previous from Mitcham to nurse her daughter lying in, who had a child lying dead with cholera, was taken ill shortly after and removed to the Cholera House, where she died; 3 other children of the same family were at this time ill of the same disease."

The 2 following cases occurred in the Cholera House:—

"On October 26th, son of a blacksmith, cholera 24 hours."

"On October 27th, blacksmith, cholera 9½ hours. The above were a father and son, removed from 69 Parsons-street, Ratcliff-highway. Six persons were attacked with cholera residing in this house about the same time, which is occupied by a coal dealer, and numerous lodgers."

23; 3. ST. GEORGE-IN-THE-EAST; St. John. Pop. 7751.—Chol. 59; Diarr. 20.

Comprises the south part of the parish, including the London Docks, &c.

In the early part of the year the mortality from cholera was very considerable; in the workhouse, in February, 3 deaths, and in March, 11, were ascribed to this disease. In June 5 deaths were recorded, the first on the 3rd, on board a barque in the London Docks; next on the 20th, at No. 6 Plough-alley. The 2 last deaths took place September 28th, at No. 3 Hermitage-street, and at No. 6 Sampson's-gardens. Cholera was fatal to a mariner's widow, in 6 hours, at the Workhouse in Prince's-street, February 5th; from this date to March 19th, 14 persons died of the epidemic, the last death in the Workhouse, August 13th; in this Workhouse 20 died of cholera and 4 from diarrhœa; the number of in-door poor about 650. On board ships in the London Docks, 6 seamen are recorded as having died of cholera; the annexed localities likewise suffered, viz.—

Plough-alley,	Prince's-street.
Green-bank,	King-street,
Queen-street,	Great Hermitage-street,
Wapping-street,	Sampson's-gardens, &c.

At No. 6 Plough-alley, 2 labourers died of cholera, in 29 and 26 hours after the attack, between January 20th and 25th. At No. 8 Green-bank, the 2 children of a nautical-instrument maker were fatally attacked by cholera, between July 24th and 27th, and another child of the same family, August 1st; and also at No. 21 Wapping, a mother and child, August 16th and 17th, died of the epidemic.

The following cases, &c., are selected from the Registrar's notes:—

"On September 2nd, at 9 Calvert-street, a lighterman, aged 40 years, cholera 6 hours. The house is very near to a soap and candle manufactory. The street is not close nor ill-cleansed."

"On September 6th, at 7 Plough-alley, a labourer, aged 34 years, cholera 12 hours. The house and street are very close. The deceased, his wife and 3 children, occupied only one very small room."

"On September 8th, at 3 King-street, waterman, aged 64 years, cholera 24 hours. In front of this house (south-east of the London Docks) is often accumulated filth of various descriptions; it is near to a manufactory of animal charcoal."

"On September 10th, at 3 Whitethorn-court, son of coal-whipper, cholera 22 hours. The houses of this court are small and close, but generally clean. There are 3 open spaces near to this court which have become receptacles for the filth of the surrounding neighbourhood."

24; 1. STEPNEY; Shadwell. Pop. 14168.—Chol. 128; Diarr. 39.

This Registrar's district comprises the entire parishes of St. John, Wapping, and St. Paul, Shadwell, extending eastward on the side of the river from Dock-side to St. Katherine's Dock to Love-lane; bounded on the north by part of the Commercial-road and the London Docks, &c.

Cholera appeared on June 18th, at No. 333 High-street, Wapping, the wife of a shipwright died in 14 hours; likewise a fatal case occurred on the 19th, and another on the 20th in the same house. The epidemic increased in July, continued with great severity in

August, and attained its maximum on September 8th then gradually declined to October 7th, when the last death occurred at No. 3 Peel-alley.

Mariners, coal-whippers, labourers, &c., and their families, were amongst the greatest sufferers from cholera, residing in—

Old and New Gravel-lane,	Spring-street,
High-street,	Three Cup-alley,
Labour-in-Vain-street,	Billet-court,
Dean-street,	Fox-and-Goose-yard,
Wapping Wall,	Bell Wharf-hill, &c.

Seventeen deaths by cholera occurred on board ships and barges lying in the river Thames, off Shadwell and Wapping.

In the Workhouse, Wapping, 11 deaths were referred to cholera and 8 to diarrhœa.

At 125 High-street, Wapping, 2 deaths from cholera took place in 14 hours and 6 hours after the attack, and in the same house a death from diarrhœa, all within 4 days; and at No. 61, the wife of a licensed victualler, aged 49 years, died in 16 hours; in the same house 4 days after, September 3rd, a carpenter also died of cholera in 22 hours. At No. 4 Billet-court, 3 children died from cholera and one from diarrhœa.

The following cases are selected from the Registrar's reports:—

"On August 21st, at 4 Mermaid-court, hat-maker, aged 15 years, diarrhœa one day, cholera 11 hours. A narrow, confined, and ill-ventilated court."

"On August 22nd, at 1 Cross-alley, Wapping, daughter of a labourer, diarrhœa 6 weeks. A very dirty house, with an offensive privy in the passage."

"On August 21st, at 4 Star-street, coal-whipper, aged 46 years, cholera 64 hours. House clean; cows kept at the back."

"On August 23rd, on board the brig "Heron," off Cole-stairs, mariner, cholera 15 hours. Ship clean, and well ventilated."

"On August 28th, at 7 Match-walk, a labourer, aged 26 years, cholera 20 hours. Thirty persons lived in this house."

"On August 30th, at 5 Rance's-place, Shadwell, needlewoman, aged 19 years, cholera 16 hours. A close confined court, having two open privies facing the house, the stench very offensive."

"On September 4th, at 28 Spring-street, wife of cow-keeper, aged 31 years, cholera 4 days. House close and badly ventilated; cows kept in the front. This is the second case that has occurred in this house."

"On September 6th, at 2 Bell Wharfbill, mariner, aged 23 years, cholera 7 hours. Privy in the cellar, slowly diffusing its deleterious and poisonous effluvia through the house. The informant further states, that the stench is so intolerable at times, as to compel them to leave the house."

"On September 6th, at 7 Three Cup-alley, daughter of labourer, cholera 15 hours. A very dirty house and overcrowded. Facing the house is a bone and offal boiler's, pouring forth its horrid stench; a little farther on a dust-yard, with its decomposing animal and vegetable matter, around which several cases of cholera have occurred."

"On September 7th, at 5 Three Cup-alley, son of coal-whipper, cholera 10 hours. Thirty-four persons live in this house, which consists only of 6 rooms."

"On September 8th, at 7 Three Cup-alley, daughter of labourer, cholera 14 hours. This makes the third fatal case in this place, and several other persons were attacked."

"On September 8th, at 18 Fox's-lane, wife of mari-

ner, aged 34 years, cholera 10 hours. Facing this house is a gully-hole, emitting its disgusting and offensive effluvia, to the great annoyance of the inmates and foot-passengers; also a foul drain in the cellar."

"On September 22nd, at 6 Martin's-buildings, charwoman, aged 18 years, cholera 19 hours. A court, consisting of a row of six houses, shut in on all sides; the entrance is at one end, under a long and narrow arch, and in consequence badly ventilated. Supply of water very deficient, and place much overcrowded. Close by is a dust yard, also an animal charcoal manufactory, and a bone boiler's, diffusing their noxious effluvia through the whole neighbourhood."

24; 2. STEPNEY; *Ratcliff*. Pop. 11874.—Chol. 96; Diarr. 29.

Bounded on the south by the river Thames, from Love-lane, Shadwell to Kidney-street, extending north to part of Commercial-road to Stepney-green, &c.

Cholera became fatal on June 10th, in a vessel on the river Thames; next case the 20th, at No. 4 Vine-yard-place; it continued during the month of July, when there were 25 deaths; in August, 30; and in September, 32; and it entirely ceased on October 15th, on which day a mariner, aged 34 years, died on board a ship in the Regent Dock.

Between August 26th and September 13th, 35 persons were deprived of life; the greatest number of deaths in one day occurred August 30th.

Eight fatal cases of cholera are recorded on board ships in the river Thames off Ratcliff.

In the Cholera Hospital, White Horse-street, 3 deaths were registered.

In the Union Workhouse, York-street West, 6 deaths from cholera and 2 from diarrhoea.

The following localities likewise suffered—

Vine-yard, place, passage, &c.	Broad-street,
Painter's-rents,	Three Fox-court,
London-street,	Ratcliff-square,
Queen-street,	Stone Stairs-court,
Brook-street,	Dunstan's-court,
	James-place, &c. &c.

A beer-shop keeper and his wife died of cholera on July 11th and 13th, at "The Cricketers," in London-street.

On July 29th, 2 children died of cholera at No. 20 London-street, and another on the 21st, in 4 hours after the attack; also at No 45, 2 fatal cases of cholera were recorded.

During July, August, and September, the deaths from all causes numbered 158, whilst the births amounted to 108, and in this period more than half the mortality arose from cholera.

The annexed cases are selected from the Registrar's reports:—

"On August 19th, on board a ship in the river Thames, ship carpenter, aged 34 years, cholera 13 hours."

"On August 19th, at 4 Harris-court, ballast heaver, cholera 10 hours. Close neighbourhood, densely populated by the lower classes."

"On August 20th, at 2 Three Compass-court, wife of tobacco-pipe maker, cholera 26 hours. Confined and crowded situation."

"On August 21st, at 5 Queen Catherine-court, son of labourer, diarrhoea. Very close, overcrowded by low persons, and ill cleansed."

"On August 23rd, at 17 Ratcliff-cross, house-keeper, aged 64 years, cholera 26 hours. An open street, close to the river. A common sewer in front discharges itself into the river."

"On September 4th, at 8 Stone Stairs-court, widow of labourer, aged 57 years, cholera 12 hours. This

is the fourth death within the month which has occurred in this house."

"On September 6th, at 4 George-court, Harris-court, mariner, aged 29 years, cholera 6 hours. Close, overcrowded, and not cleanly."

24; 3. STEPNEY; *Mile End, Old Town, Upper*. Pop. 25570.—Chol. 80; Diarr. 35.

On the north bounded by Oxford-street, Redman's-row, &c.; on the south by the Commercial-road; on the west by Union-street, &c.

Cholera broke out at No. 16 Diamond-row, on June 9th; next case the 24th, then the 30th; in July, 5; rose to 47 in August; 24 in September, and one in October, on the 1st, at 30 Baker-street; a previous death occurred at this house on September 27th, 31 persons died of cholera from the 9th to the 19th August; after September 3rd it declined, and nearly ceased by the end of the month.

The following localities suffered from the epidemic, namely—

New-street,	York-street,
Turner-street,	Sidney-square,
Plumers's row,	Oxford-street,
Fairfield-street,	Gloucester-street,
Charles-street,	Baker-street,
Wellington-street,	&c.

In Deacon's farmhouse for paupers belonging to the City of London Union, 6 deaths were recorded from cholera and 6 from diarrhoea.

A man, aged 72 years, died of cholera in 12 hours, on August 9th, at No. 4 Horsley's-buildings; in the same house, on the 11th, a single woman, aged 22 years, died 14 hours after the attack. At No. 10 New-street, between July 11th and 14th, the wife of a porter and 2 children died of cholera.

At 96 York-street, on September 1st, a floor-cloth painter, aged 26 years, was seized with cholera, and died in 12 hours. On the following day his son was attacked, and also died in 12 hours; had had diarrhoea previously.

The following cases are taken from the Registrar's reports:—

"On August 11th, at 4 Horsley's-buildings, a female servant, aged 22 years, cholera 14 hours, vomiting and purging 11 hours, cramp and collapse 7 hours. This court (in which there are 13 houses) is next to a yard where they mix night-soil with cow dung, &c., for manure, and there had not been any water on in the court for 7 days."

"On August 19th, at 14 New-street, wife of comb-maker, aged 39 years, diarrhoea 3 days, cholera 24 hours. Nearly all the houses on one side have been visited with the epidemic, whilst on the other side there has not been a case. On the side where the disease has been raging, there was formerly a black ditch, and at the back of the houses there is a large pickling warehouse, which is a great nuisance to the houses."

"On September 8th, at 83 Heath-street, a cooper, aged 56 years, cholera 12 hours. A very narrow and confined street, densely populated, in which there are upwards of 100 houses, many of them with several families."

24; 4. STEPNEY; *Mile End, Old Town, Lower*. Pop. 19738.—Chol. 86; Diarr. 47.

This district lies east of the Cambridge-road, south of the Eastern Counties Railway, and includes a part of Bow-common.

Cholera appeared on June 21st, in the Workhouse, and was fatal in 12 hours to a widow, aged 60 years; the next 3 deaths occurred on June 26th, at No. 7 John's-terrace, the 2 sons and a daughter of a retired grocer, each attack not exceeding 12 hours' duration;

in August the mortality considerably increased, and was fatal to 41 persons; in September 28, and entirely ceased on October 15th. The epidemic was at its height on August 22nd, on this day 5 deaths were recorded; diarrhoea was prevalent in August, September, and October.

Between August 21st and September 10th, 43 deaths were assigned to cholera. The epidemic was principally fatal in the following streets, &c.—

Nelson-street,	Green-street,
Regent-street,	Hayfield-passage and
Spring Gardens-place,	place,
Devonshire-street,	Ann-street and row,
James-street,	Globe-fields, &c. &c.

The annexed table shows the deaths by cholera in the Globe-road Workhouse:—

	Males.	Females.
June	1
July . . .	6	1
August . . .	12	8
September . .	3	8
Total . .	21	18
Cholera . .	39	
Diarrhoea . .	12	

In-door paupers about 240.

At No. 6 Green-street, Globe-fields, September 1st, the wife of a traveller, aged 71 years, died of an attack of cholera in 18 hours; her husband, aged 69 years, in 4 days after, was likewise attacked and died in 15 hours; and on September 9th, a salesman's clerk, aged 45 years, was deprived of life from the same cause in 18 hours.

The following cases are from the Registrar's reports:—

"At No. 1 Cottage-row, on September 12th, an engraver's widow, aged 70 years, and her daughter, aged 28 years, on the same day and in the same house, died from cholera."

"On September 13th, at 6 Queen-street, Globe-fields, son of clerk to salesman (deceased), cholera 4 days. The fourth death in the same house."

"On September 4th, at 15 Ann-street, Globe-fields, wife of labourer, aged 24 years, diarrhoea, cholera 4 days. No drains, all the waste water thrown into the street."

24; 5. STEPNEY; Limehouse. Pop. 19337.—Chol. 111; Diarr. 34.

Extends east on the side of the river Thames, from Kidney-street to Limehouse Dock, and on the north to Bow-common, North-street, &c.

First fatal case of cholera on June 24th, at Salmon's-lane; on the 25th, in the same house, another death occurred; the following table represents the deaths from cholera and diarrhoea:—

	June.	July.	Aug.	Sept.	Oct.
Cholera	4	25	50	31	1
Diarrhoea	1	3	12	10	4

Cholera attained its maximum on August 15th, and continued very prevalent to September 12th. The last case on October 9th, at 51 North-street.

On August 24th, a death from cholera occurred on board a vessel in the river Thames, off Limehouse. The subjoined localities suffered from the epidemic.—

Watchman's-court,	Five Bell-alley,
New River Head,	Ropemaker's-fields,
Nightingale-buildings	Rigman's-rents,
and lane,	Rugg-street,
Ann's-court and place,	Eastfield-street,
Salmon's-lane,	North-street, &c.

At No. 16 Gill-street, on June 2nd, a labourer and his daughter died of cholera. On the same day, at No. 3 Nightingale-lane, 2 blacksmiths, aged respectively 52 and 62 years, also died from cholera, each case of 24 hours' duration. On August 23rd, the wife of a nail-maker, aged 33 years, died of cholera in 36 hours, at 142 Eastfield-street; in the same house, on the 25th and 26th, 2 children died in 13 hours and 8 hours after the attack.

25; 1. POPLAR; Bow. Pop. 10780.—Chol. 113; Diarr. 42.

Comprises the parishes of Bow and Bromley St. Leonard; bounded on the east by the river Lea, on the south by the East India Import Dock, on the west by Bethnal-green and Stepney; the north including the south-east part of Victoria Park, &c.

Four deaths from cholera were registered in January, 7 in February, and 2 in March; after an interval of 3 months, on July 2nd, a straw-bonnet maker, aged 31 years, was attacked and died in 11 hours, at 4 Mill-street, Bromley; next case on the 7th, another on the 10th; during the month 21 persons died, August 29, September 43, and the number declined in October to 7; on the 20th the last fatal case, at Bow-common. In the first 11 days of September 26 persons fell victims to the cholera epidemic; the greatest mortality was observed on September 4th and 5th.

Mechanics and labourers, with their families, chiefly suffered, the epidemic prevailing extensively in the subjoined localities and adjacent neighbourhoods, viz.—

Mary-street,	High-street, Bow,
Frederick-street,	Tetley-street,
Old Ford,	Ammiel-street,
Thomas-street,	Bromley-terrace, Bow
Orchard-street,	Bridge,
Bow-common,	Bow-lane, &c.
Four Mill-street,	

At No. 3 Henry-street, on July 10th, a brass-worker, aged 49 years, died of an attack of cholera in 11 hours; on the following day his daughter was attacked, death succeeded also in 11 hours. At No. 8 Mary-street, 3 deaths from cholera were recorded between July 21st and 28th. At No. 5 Bromley-terrace, Bow Bridge, September 15th, a lamplighter, aged 32 years, died of cholera in 12 hours; in 2 days after, at the same house, his wife was attacked, and died in 24 hours. Diarrhoea of a severe character prevailed in the autumn, and was fatal to 22 inmates of the Grove Hall Lunatic Asylum, where also 3 are recorded as having died of cholera contains near 400 inmates.

The annexed cases are selected from the Registrar's reports:—

"A labourer, aged 52 years, cholera 20 hours, premonitory symptoms 2 days previously" (*inquest*).

"A licensed victualler, aged 52 years, cholera, consecutive fever, congestion of the brain, 8 days."

"A female, aged 25 years, cholera 24 hours."

"The first of the above was a labourer, who resided in a small house and yard of the most filthy description, situated in Quay-lane, Bromley. The next was a licensed victualler at the 'Five Bells,' Old Ford, Bow, a low dirty neighbourhood adjoining the River Lea.

He had suffered from diarrhoea previously, which was removed by medical aid, but immediately afterwards he incautiously ate a quantity of preserved sloes before going to bed. The third resided in a court near the River Lea, in Bromley."

"On July 7th, at 8 George-street, Bromley, labourer aged 31 years, Asiatic cholera 29 hours (*inquest*). The street is well ventilated, but has no other than surface drainage."

"On July 15th, at 4 Mill-street, near River Lea, wife of a bricklayer, aged 68 years, cholera, preceded by diarrhoea for 7 hours. There not being any water supplied to these houses, the inmates are compelled to fetch their water from the River Lea, at the mouth of the Bromley Canal, otherwise called the Limehouse Cut, on the sides of which are numerous factories or chemical works, which pour off their waste liquors, &c., into the waters of the canal; the canal is also a receptacle for dead dogs, cats, and other small animals, frequently seen floating on the discoloured waters; and on every occasion of opening the locks at the Bromley end, there is a rush of the floating scum into the Lea, where already float large quantities of similar impurities which have descended the river, but are kept back at this point by a mill-head. It is here, in this conflux, or rather concentration of liquid filth, that the poor of the neighbourhood dip their pails or tubs for their daily supplies, whilst those who do not dip for themselves are supplied from the same source by persons who vend it through the streets."

"On September 9th, at 38 High-street, Bow, wife of hatter, aged 47 years, cholera 20 hours. A low neighbourhood, lying near the River Lea, into which it is drained; and at the flowing of the tide the stench is described as being nauseous in the extreme. This locality includes Ammiel-street, Bromley-terrace, part of High-street, Bromley, and part of High-street, Bow. Eleven cases have happened in this locality during the last week."

"On September 2nd, at 1 Pivot's-place, Old Ford, servant, aged 35 years, cholera 18 hours. Open and airy, but without drainage, and at heavy rains the water overflows the privies and floods the yard, which was the case a day or two before this death occurred."

"On September 9th, at Bow-common, Bromley, son of labourer, cholera 18 hours. Surrounded by numerous chemical manufactories, and adjoining the Bromley Canal, from which water is chiefly obtained."

"On September 11th, at Old Ford, Bow, son of barge-builder, scarlatina with diarrhoea 5 days, cholera 2 days. Open and airy, but situated in the marshes, adjoining the River Lea."

"On September 19th, at 23 Carter-street, Bromley, wife of hay and straw dealer, aged 42 years, cholera 20 hours. The husband states that his wife and family were with him on board of a barge, which he inconsiderately anchored off a filthy sewer at Woolwich a few evenings ago, and during the night one of his children was seized with cholera; he came the next day to Blackwall, and removed his family into lodgings in Bromley, where other children were affected with the like disease, and subsequently his wife. The children are still living, but the wife died after 20 hours' illness."

"On September 25th, at 3 Summer-street, daughter of painter, diarrhoea 8 days. A small street, having no thoroughfare, badly ventilated. House consists of 4 small rooms, occupied by 3 families."

"On September 21st, at 1 Tavern-terrace, Bromley, groom, cholera 8 days. A very low neighbourhood, adjoining ditches; very crowded, and every way unfavourable to health."

"On September 27th, at 2 Bromley-terrace, Brom-

ley, widow of shipwright, diarrhoea 2 weeks. Well drained and ventilated, but adjoining open ditches and the marshes. This is not the Bromley-terrace near Bow-bridge, where also many deaths have happened from cholera."

25; 2. POPLAR; Poplar. Pop. 20342.—Chol. 200; Diarr. 35.

Comprises the entire parish of All Saints, Poplar, bounded by the river Thames from Limehouse Dock to the river Lea, and the parts of the river known as Limehouse Reach, Greenwich Reach, and Blackwall Reach, enclosing the Isle of Dogs; on the north including part of the East India Dock-road, &c.

Cholera was very prevalent in this district, and continued with great severity after July 10th; from this date, in 11 days, 50 persons died. The greatest mortality was on July 21st; on this day 11 had fallen victims to the cholera epidemic, which prevailed throughout August and September and the first 8 days of October; from this time it ceased to be fatal.

	June.	July.	Aug.	Sept.	Oct.
Cholera	4	72	48	69	5
Diarrhoea	5	6	12	6

A fatal case of cholera occurred on February 13th, in 7 hours, on board a ship in the West India Dock, and another, March 11th, in Island-row, Mill-wall.

On board ships in West India Docks 2 deaths.

" Tyndall's Dock, Mill-wall 1 "

" River Thames, off Poplar, &c. 2 "

The following localities suffered severely from cholera, viz.—

Cold Harbour,	Ferry-row, Isle of Dogs,
Cubitt's Brickfield, Isle of	Silver Lion-court,
Dogs,	Chapel-house, Isle of Dogs,
Sophia-street,	High-street,
Nelson-court,	Robin Hood-lane,
Well's-street,	India-row, Well's-street,
Albert-place,	Woolmore-street, &c.

Shipwrights, mariners, watermen, labourers, &c., were principally afflicted with cholera. In the Union Workhouse Infirmary, in North-street, 38 persons perished from the epidemic, of this number 10 were labourers, and 6 described as mariners, and in this infirmary a shoemaker and his 3 children died of cholera between July 16th and 18th. The annexed table shows the progress of cholera in the Workhouse Infirmary:—

	June.	July.	Aug.	Sept.	Total.
Men	1	9	10	4	24
Women	1	2	7	10
Children	4	4
Total	1	14	12	11	38

The in-door paupers about 600. Three deaths from diarrhoea were also recorded in the Workhouse.

At No. 53 Cold Harbour, Poplar, July 10th, a shipwright's son died in 9 hours of cholera; in 2 days after, in the same house, a mastmaker, aged 28 years, death succeeded in 13 hours after the attack; and also in the same house, on July 19th, a shipwright and his wife, both on the same day, died of cholera, the first in 22 hours and the second in 18 hours after the attack. Two deaths from the same disease happened at No. 25.

At No. 37 Robin Hood-lane, on July 13th, the 2 children of a shoemaker died of cholera; and at No. 14 Silver Lion-court, on the 28th and 29th August, a labourer and his wife were seized with cholera; the first survived 7 hours and the second 8 hours after the attack.

LONDON.—SOUTH DISTRICTS.

SURREY (PART OF).

26; 1. ST. SAVIOUR; *Christchurch*. Pop. 14616. —Chol. 256; Diarr. 50.

Bounded on the north by the river Thames, extending east and west of Blackfriars Bridge; on the south by Surrey-row, &c., and on the west by the Broadwall, comprising the entire parish of Christchurch, Southwark.

Cholera became fatal in this locality on June 27th; on that day 2 deaths were recorded in the Workhouse, and on the 29th 2 more; 35 deaths ascribed to cholera were registered in different parts of this district in July, 131 in August, 78 in September, 5 in October, and one in November, the last on the 7th, at Boundary-row. The epidemic attained its height in the last week of August and the first week in September, during which period 68 persons were fatally attacked; the greatest number in any one day occurred on September 4th, after which date the epidemic began to subside. The proportion of the sexes were 106 males to 150 females. The deaths from diarrhoea were chiefly children under 2 years of age. In the following localities cholera proved fatal—

Broadwall	14 deaths.
Holland-street	7 "
Charlotte-street	9 "
Gravel-lane	9 "
Blackfriars-road	11 "
Bear-lane	7 "
Collingwood-street	11 "
John-street	8 "
Surrey-street	8 "

In St. Saviour's Workhouse, 53 deaths from cholera and 14 from diarrhoea were registered during the year; the number of in-door poor about 450, some of whom were persons removed into the Workhouse from the Registrar's district of St. Saviour. On August 24th, a fishmonger and his wife died of cholera, at 13 Cross-street; also, on September 9th, a butcher's widow and her daughter, at 4 Goodwin-square. 150 births and 379 deaths from all causes were registered in the 3 months of July, August, and September. The deaths from cholera numbered 244 during the 3 months, whilst from all other diseases but 135.

26; 2. ST. SAVIOUR; *St. Saviour*. Pop. 18359. —Chol. 283; Diarr. 61.

Bounded on the north by the river Thames, west of London Bridge, forming the entire parish of St. Saviour, Southwark.

124 males and 159 females died of the cholera epidemic, chiefly in the months of July, August, and September, the numbers being respectively 56, 119, and 91; in the early portion of the year 7 cases proved fatal, then after a lapse of 3 months the epidemic broke out on June 18th, at 32 Red Cross-street; from this date a gradual augmentation continued to September 4th, on which day 12 fatal cases were recorded; from this time a decline was observable to October 14th, on which day the last fatal case occurred at 115 Great Guildford-street; 20 of the deaths from diarrhoea were

of adults. The following were some of the localities in which cholera prevailed—

Great Guildford-street,	Russell-place,
Emerson-street,	Gravel-lane,
Back-alley,	Bedford-row,
Red Cross-street,	Dyers'-buildings,
Union-street,	Holland-street,
Ewer-street,	Bank-side,
Norfolk-street,	High-street, &c.
Stoney-street,	

One death from cholera is recorded in Guy's Hospital, and in St. Thomas's Hospital one death from diarrhoea. (For further information see the St. Olave district.) On February 4th, the son of a shoemaker died of diarrhoea, on the 7th, another son from cholera, and on the 9th the father from the same cause, all in the same house, at No. 7 Orange-street. On August 11th, the 2 children of a hatter died of cholera, after attacks of 12 and 13 hours, at 9 Norfolk-street; an engineer's wife and son were likewise fatally attacked on September 6th, at 34 King-street. The working classes and their families chiefly suffered.

27; 1. ST. OLAVE; *St. Olave*. Pop. 9172. —Chol. 157; Diarr. 16.

Cholera made its appearance in this district (comprising the parishes of St. Olave and St. Thomas) on June 10th; was fatal in July to 39 persons, in August to 59, in September to 48, and in October to 4, the last case recorded on the 7th; in six days, from September 5th to the 10th, 22 deaths occurred, after which date the epidemic subsided.

The principal neighbourhoods attacked were—

Magdalen-court,	Green Bank,
St. Thomas-street East,	John-street,
Vine-yard,	Marble-court,
Tooley-street,	Robin Hood-court,
Webb-street,	Stoney-lane, &c.

Sixty-one deaths from cholera and 5 from diarrhoea occurred in St. Thomas's Hospital, number of patients about 430; and 3 deaths from cholera and one from diarrhoea in Guy's Hospital, average patients about 490. (See the St. Saviour district, in which a part of these hospitals are situated.) Some of the deaths were of persons removed into St. Thomas's Hospital from localities not within this Registrar's district, and more properly belong to those districts in which the fatal attack commenced prior to removal. Three nurses died from cholera in St. Thomas's Hospital, and one from diarrhoea in Guy's.

At Carpenter Smith's wharf, on August 1st, the 2 daughters of a wharfinger died of cholera, and also on the 5th a brother and sister of the above.

Two persons died of cholera at Robin Hood-court on September 6th.

Five deaths from cholera took place in vessels lying off in the river Thames (the northern boundary of this district east from London Bridge).

The following cases are selected from the Registrar's reports:—

"On August 12th, at 6 Greivison's-rents, Webb-street, son of labourer died of cholera in 26 hours. A close court, and ill drained; several deaths have occurred there from cholera."

"The wife of a hide-sorter and 2 children died of cholera within 4 days at No. 4 John-street, Webb-street. The medical certificate contains the following remark:—'The drainage of the house, and the stench therefrom, is most poisonous.'"

"On August 23rd, at 9 Webb-street, wife of hatter, premonitory diarrhoea 3 days, cholera one day. The medical attendant adds on the certificate, 'the state

of the drainage in this house is pestilential, and the water is in a bad state."

27; 2. ST. OLAVE; *St. John, Horsleydown*. Pop. 10665.—Chol. 192; Diarr. 33.

Includes the entire parish of St. John, Horsleydown.

Cholera prevailed in this district, commencing on June 12th, at Susanna-place, and gradually increased to September 4th and 5th, on which days the epidemic attained its greatest severity; after September 13th a perceptible decline continued to October 1st, from this date the locality was free from the disease. The number of fatal cases returned in 3 months were in July 48; in August 79; and September 56. In these 3 months the deaths from all causes exceeded the births by 181; 183 deaths were from cholera, and 79 from all other causes.

In the Union Workhouse, 28 deaths from cholera and 13 from diarrhoea were registered during the year, including those removed from the Registrar's district of St. Olave, the number of inmates about 340. The epidemic was prevalent in—

Fair-street,	Gainsford-street,
Surrey buildings,	Thomas-street,
Tooley-street,	Vine-yard,
Freeman's-lane,	&c.

In vessels lying off Horsleydown in the river Thames, 3 deaths from cholera occurred, situated nearly opposite the Tower of London.

The following notes are selected from the Registrar's reports:—

"On January 13th, at 2 Griffith's-rents, a dressmaker, aged 25 years, cholera 14 hours. The above case occurred in a filthy place, exposed to an open sewer."

"On July 13th, at 30 College-street, son of a toy-maker, aged 4 years, cholera 10 hours, convulsions 4 hours. Two street-gratings in front of this house, in which 2 cases had previously occurred."

In his return for the week ending August 4th, the Registrar states that "no less than 9 deaths have taken place this week in Surrey-buildings from cholera, and other persons are lying dangerously ill. The court contains about 14 houses, which are constantly exposed to the effluvia of an open sewer; the water they drink is from a well, which is not protected from the drainage of the sewers."

"On August 15th, at 3 Freeman's-lane, widow, aged 64 years, cholera 24 hours. Four persons have died of cholera in this house."

"On August 22nd, at 22 Fair-street, wife of currier, neglected diarrhoea one week, cholera 13 hours. Bad sewerage."

"In the same house, on August 23rd, a single woman, cholera 26 hours."

"The complaints of the inhabitants have been numerous for many years past, but especially during the prevalence of cholera. More deaths from cholera have taken place in this street than any other place in the parish (Surrey-buildings excepted). Sewers run under every third or fourth house, and the inhabitants are not sufficiently protected from the effluvia thereof."

"On September 10th, at 18 Butler's-place, currier, aged 37 years, diarrhoea, cholera 3 days. The house is situated close to a burial ground."

"On September 14th, at 13 John-street, son of lighter-man, aged 11 years, cholera 18 hours, congestive fever 2 days. Two persons have died in this house, and several in the street."

28; 1. BERMONDSEY; *St. James*. Pop. 12451.—Chol. 249; Diarr. 46.

This district forms the eastern part of the parish of St. Mary Magdalen, viz., St. James Chapelry,

bounded on the north by the river Thames, and on the east by Rotherhithe, &c.

109 males and 140 females were deprived of life by cholera during the year; in the first 2 months, 4 deaths from cholera were recorded; the epidemic then reappeared on June 6th, at No. 18 Mill-street; by the end of the month 21 persons died, in July 58, August 89, September 71, October 5, and in November one; last fatal case on the 7th, at No. 3 Drummond-road. The greatest mortality in one day was shown on September 2nd, and in this week, ending the 8th, there were 40 deaths from cholera. The annexed table shows the age and sex in 3 periods of life:—

Age.	Deaths from Cholera.		
	Males.	Fe-males.	Total.
From birth to 15 years .	42	52	94
15 years to 60 years .	60	73	133
60 years and upwards .	7	15	22
Total	109	140	249

Watermen, shipwrights, mariners, bargemen, tanners, labourers, mechanics, &c., including their families, suffered severely in the following localities, viz.—

Brewer's-yard,	Napoleon-place,
Mill-street	Cherry Garden-street,
London-street,	Anthony-street,
Jacob-street,	West-street,
Bird's-gardens .	Corrugated-row,
Salisbury-lane and street,	Printer's-place,
Folly,	Perseverance-place, &c.

Many of the above neighbourhoods are close to a tidal ditch, emitting pestilential effluvia. The Registrar particularly refers, in the subjoined cases and description of localities, to this tidal ditch, at Jacob's Island, as spreading destruction to the surrounding inhabitants. One death by cholera is recorded in a vessel lying off in the river Thames, on August 27th.

"The 9 cases of cholera registered during the week ending June 16th occurred on the banks of the tidal ditch. Seven of them occurred within 50 yards of each other. This ditch, formerly used as a mill-stream, is now the receptacle of all kinds of filth. Putrid fish in large quantities is frequently thrown in; many of the poor drink the water and use it for culinary purposes."

"On August 10th, the 2 daughters of a labourer died of cholera, in Bird's-gardens. The father had just recovered from cholera; on the 11th the mother was attacked, and in collapse, lying in a room not 8 feet square, in a cottage containing 2 rooms, the bodies of her children in coffins close to her bed. This cottage forms one of a group situate in Bird's-gardens, a locality principally inhabited by the lower order of Irish, where numbers of pigs have been kept, with no drainage and no water laid on; one pump in the garden from which land-water is drawn highly contaminated by the surface drainage from several pigsties and privies (which are always emptied into the gardens); in an opposite house a child is dying of cholera; diarrhoea abounds. Seven cases in one house this week."

"On August 14th, at 4 James-court, waterman, cholera 3 days. Third fatal case in this court, which is situate close to the tidal ditch."

"On August 12th, at 5 Perseverance-street, daughter of journeyman leather-dresser, diarrhoea 14 days, aphthae.

This child's mother, and also a lodger, died in the same house, of cholera, a few days before."

"On August 12th, at 4 Folly, son of labourer, cholera 12 hours. Several cases of cholera have occurred within a few yards of this filthy spot, close to tidal ditch."

"On August 15th, at 15 Printer's-place, widow of tanner, cholera 18 hours. This is the fourth case of cholera in same house in 10 days; 3 have proved fatal."

"On August 23rd, at 4 Jacob-street, son of a deceased sail-maker, consecutive fever 6 days, cholera 30 hours. Close, small, badly-ventilated house, near to tidal ditch; second death of cholera in same house."

"On August 21st, at 11 Perseverance-street, wife of tanner, consecutive fever 7 days, cholera 18 hours. Many cases of cholera have occurred on this spot, which was originally a pond."

"On August 21st, at 20 Earnest-street, wife of wharfinger's clerk, aged 35 years, cholera 17 hours. New house, airy, clean, drainage good. Under the influence of fear and dread of the cholera, having lost a sister in same street a few days before."

"Six of the deaths registered in the week ending September 1st occurred on the banks of the disgusting tidal ditch, now rendered more offensive than ever, from a great length of its narrow part having been covered in; nearly all the refuse from the very poorest houses having accumulated at that part of the ditch near to the new water pipes, and where, under the window of a typhus patient, might have been seen the bodies of 13 dead dogs and cats on one day, beside other offensive matter."

"September 2nd, at 2 Butler's-terrace, rope-maker, aged 40 years, cholera 17 hours. Small house, badly drained, close to tidal ditch."

"On September 7th, at 32 New Church-street, daughter of master mariner (deceased), cholera 13 hours. Third fatal case in same family within a few days."

"On September 9th, at 2 Crosby-place, daughter of engineer, cholera."

"On September 10th, in the same house, mother of the above, cholera 24 hours. A close, ill-ventilated house, with 6 small rooms, in which 2 families, consisting of 15 persons, resided; the back kitchen boarded over a sewer, the stench from which is very foul; there have been 5 cases of cholera in this house; 2 have proved fatal."

"On September 12th, at 24 East-lane, wife of fireman, aged 30 years, cholera 30 hours, consecutive fever 10 days. Second death within a few days in same house, a death next door also."

"On September 11th, at 23 Edward-street, labourer, aged 21 years, cholera 24 hours, fever 6 days. Narrow street, house small, generally dirty, badly drained, and close over tidal ditch."

"On September 12th, at 7 Napoleon-place, son of hoop-bender, cholera 23 hours. Narrow court; badly ventilated and drained. Third death in same house in 3 weeks."

"On September 14th, at East-lane, son of master lighterman, aged 4 years, cholera 14 hours. Several deaths in this lane within a few days. House good, airy, clean, well ventilated, bad drainage around."

"On October 2nd, at 10 Corrugated-row, brass-founder, aged 57 years, diarrhoea some days, neglected, cholera 36 hours. Apparently well drained, new houses, open situation, clean; but nevertheless this is the 24th death from cholera or diarrhoea within 200 yards of this spot. Some open drains and many offensive exhalations in the immediate neighbourhood."

"On October 8th, at 4 Goat-alley, wife of mariner, aged 53 years, cholera 2 days, exhaustion and debility

26 days. Second fatal case in same house; one fatal case occurred next door; houses very small and close; drainage bad; smell offensively; houses crowded."

"On October 16th, at 10 London-street, son of clock-case maker, cholera 40 days, consecutive fever. The sister of this boy was seized with cholera at same time and died. Close lodging-house, within 5 yards of tidal ditch."

28; 2. BERMONDSEY; *St. Mary Magdalen*.—Pop. 9721.—Chol. 259; Diarr. 55.

Cholera was fatal to 113 males and 146 females; the epidemic prevailed extensively in the months of July, August, and September, successively 76, 100, and 67 deaths. On June 13th the first case was registered at Mellick-place, a costermonger's wife, aged 25 years, survived the attack 24 hours. The next case occurred at No. 1 Wellington-street, on the 16th. By the end of June, 6 deaths were registered. The epidemic continued to spread in July, and increased in August. During the first 21 days of September the mortality did not show any abatement, but after that period it declined; in October, 7 fatal cases occurred, the last 2 took place on the 8th, the one at Bell-court, the other in Bermondsey-square. The greatest mortality from the epidemic was on August 1st and 30th, on each of which days 9 deaths from cholera were registered, and 8 on September 16th.

Tanners, leather-dressers, dyers, cutters, &c., mechanics and the working classes generally, were sufferers from cholera, residing in the following localities, which intersect the centre of the parish between the St. James's and Leather Market districts—

Millick-place,	Willow-walk,
Bermondsey-street,	Grange-walk,
Bermondsey-square,	Fawcett-court,
Great George-street,	Hanover-street,
Albert-street,	Fendall-street,
Cross-street,	Crucifix-lane, &c.

In the Bermondsey Workhouse during the year 1849 (the inmates numbering about 600), 57 deaths were recorded from cholera and 15 from diarrhoea, a portion of which were of persons removed from the St. James's and Leather Market districts situated in this Union.

Age.	Deaths from Cholera.		
	Males.	Fe- males.	Total.
From birth to 15 years .	26	36	62
15 to 60 years . . .	61	84	145
60 years and upwards .	26	26	52
Total . . .	113	146	259

Of the 55 deaths from diarrhoea, 14 only were of adults.

28; 3. BERMONDSEY; *The Leather Market*.—Pop. 12775.—Chol. 226; Diarr. 48.

This district comprises the western part of the parish of St. Mary Magdalen, Bermondsey.

An isolated case of cholera proved fatal on March 3rd, at No. 6 Ship and Mermaid-row; after an interval of 13 weeks, the epidemic was fatal on June 13th, at No. 2 West-street, and by the end of the month 5 other cases proved fatal; in July 60, in August 75, in September 79, in October 3; the last and only case in November, on the 10th, at No. 1 Green-walk. In the first 12 days of September, 60 deaths were ascribed to cholera; 8 deaths were registered on the 3rd, and 8 on

the 6th; the epidemic declined after September 20th. Tanners and their families suffered more than any other class in this district. On August 13th, at No. 5 Aldred-street, 3 persons died of cholera in one day; the duration in each case respectively was 8, 12, and 8 hours. Cholera was most fatal in—

William-street,	Allice-street,
Edward-street,	Smith's-buildings,
Snow's-fields,	Crosby-row,
Long-laue,	Bermondsey New-road,
Chapel-place,	John-street,
Baalzephon-street,	&c.

The Registrar, in his returns, describes the following cases:—

"On August 13th, at 17 King-street, Bermondsey New-road, wife of brush-maker, cholera 32 hours. Thickly inhabited by a very poor and dirty class of people."

"On August 16th, at 1 Kirby-street, Snow's-fields, son of labourer, diarrhoea 8 or 9 days, convulsions from dentition 4 hours. Thickly populated with the lowest and dirtiest order of people."

"On August 27th, at 8 New Weston-street, wife of journeyman carpenter, cholera 3 hours."

"In the same house, on August 28th, journeyman carpenter, cholera 12 hours. This and the preceding were husband and wife, and very recently come from the country."

"On August 27th, at 22, John-street, son of a journeyman leather-strainer, cholera 7 hours."

"In the same house, on August 29th, wife of journeyman leather-strainer, cholera 13 hours. Mother of the above, and 2 more of her children were attacked with the same disease."

"On September 2nd, at 47 Baalzephon-street, Long-lane, journeyman cordwainer, cholera 12 hours, collapse 4 days."

"On September 6th, in the same house, widow of journeyman cordwainer, cholera 12 hours. Wife of the above; and on August 26th, a child of theirs (6 years old) died of cholera."

29; 1. ST. GEORGE, SOUTHWARK; *Kent Road*.—Pop. 15671.—Chol. 267; Diarr. 44.

Cholera prevailed with much severity in this district. Five fatal cases are recorded in the early part of the year. The epidemic subsequently broke out on June 7th, at No. 6 York-street; by the end of the month 4 persons died. In July the mortality rose to 70, increased to 103 in August, 76 in September, and decreased to 9 in October,—the last fatal attack on the 28th, at No. 34 Wycombe-place: on September 9th, the epidemic was at its height; on this day 10 persons were deprived of life. The deaths from diarrhoea were 37 children, and 7 adults.

Cholera was fatal in—

Henry-street,	Kent-street,
Hunter-street,	Red-cross,
Paul's-yard,	Potter-street,
Stanford-place,	Noel-court,
St. George's-place,	Mermaid-court, &c.,

forming the eastern part of the parish of St. George the Martyr, Southwark, lying between Bermondsey and Newington.

The following cases are selected from the Registrar's reports:—

"On July 20th, at 31 Hunter-street, single woman, aged 17 years, cholera 14 hours. The deceased attended upon 3 persons who died of cholera in the same house on the 19th instant, and was herself taken ill and died the next day."

"On July 30th, at 9 Surrey-place, woolstapler, cholera 16 hours."

"On July 31st, in the same house, wife of the above, cholera 26 hours."

"Also on the same day, and in the same house, son of the above, aged 17 years, cholera 30 hours."

"The above deaths occurred in one of the best houses in the parish, and in a neighbourhood usually considered remarkably healthy."

"On August 12th, at 5 Fox's-buildings, single woman, cholera 16 hours. A dirty court, leading out of Kent-street; houses and court in a very damp and filthy condition."

"On August 10th, at 10 Rephidim-street, son of bricklayer, diarrhoea 14 days. The inhabitants of this street complain of a bad ditch in the rear, from which arises a most intolerable odour."

"On August 31st, at 7 Russell-place, Kent-street-road, daughter of painter, cholera 16 hours. The father of this child complained of a catgut manufactory situate in the rear of his house, the effluvia from which has often made him ill, to which he attributes the death of his child."

"On September 17th, at 5 Caroline-place, Mina-road, wife of carpenter, cholera, consecutive fever 9 days. The death of her son from cholera was registered on the previous day. The informant in this case complained of the stinking ditch which runs before her door, and of the almost total want of water for the purposes of cleanliness and domestic use."

29; 2. ST. GEORGE, SOUTHWARK; *Borough Road*. Pop. 14794.—Chol. 312; Diarr. 48.

This district is bounded on the south by the London-road, west by Blackfriars-road, east by Blackman-street and the Borough, Southwark, &c.

One death from cholera was recorded on February 13th, at No. 2 Mint-street; the next case on June 29th; after this date the epidemic spread over the district; in July, 80 deaths were recorded; August, 123; September, 103, and in October 4, the last death on the 11th, at No. 55 Lant-street. The mortality from cholera nearly ceased after September 21st. On August 3rd, 10 deaths were recorded; in the first 4 days of September, 27. The epidemic was chiefly confined to the working classes residing in—

	Deaths.
Mint-street.	14
Wellington-street	10
Lant-street	10
Blackman-street	7

Also in—

Friar-street,	Gun-street, Friar-street,
Little Surrey-street,	Caroline-crescent,
Martin-street, Friar-street,	King-street,
Red Cross street, Mint-street,	&c. &c.

In the Workhouse, situated in Mint-street, 64 deaths from cholera are recorded, and 12 from diarrhoea, the number of inmates about 300; a portion of these deaths were of persons removed into the Workhouse from the Kent-road and London-road sub-districts. In the Queen's Bench prison, one death from cholera and 2 from diarrhoea are recorded. The number of prisoners about 180.

During the months of July, August, and September, the deaths from all causes exceeded the births by 297. In the above 3 months, 306 deaths arose from cholera, and 121 from all other diseases.

The Registrar, in his reports, describes the annexed cases and places:—

"On June 29th, at 54 Lant-street, carman, aged 44 years, cholera 30 hours. On Wednesday the deceased ate heartily of strawberries, and drank a pint

of spring water mixed with raspberry vinegar at night; early next morning he was seized with diarrhoea; at mid-day was under medical treatment, and died on Friday."

In reference to several deaths from cholera which occurred in the Workhouse, the Registrar states that "nearly all were cases taken into the house after the disease had made such inroad upon the patients as to set medical skill at defiance, whilst upon the inmates themselves (although several have been attacked) its effects have been comparatively trifling, not more than two or three having died of cholera during the prevalence of the epidemic. Up to this time the Guardians caused handbills to be circulated through the parish, containing directions to the poor inhabitants where they may obtain medical aid, with instructions on the best means for the prevention of disease, concluding in the following terms:—'In case of any poor wayfarer or friendless person being attacked with cholera, they will be immediately admitted, if brought to the Workhouse.' Hence the increase in the number of deaths in this establishment."

"On August 14th, at 11 Windsor-place, Southwark Bridge-road, son of builder, cholera 8 hours. This death and another occurred in the same house, within a short time of each other; both were children, one 4 years, the other 5½ years old, and the medical certificates represent both to have been ill 8 hours."

"On August 13th, at 1 Revel's row, journeyman baker, aged 48 years, cholera 16 hours. This is the eighth death from cholera in Revel's row since July 20th. The informants, in most cases, complain of the offensive smells arising from the drains."

"On August 10th, at 8 King-street, Union-street, labourer, cholera 24 hours."

"On August 13th, in the same house, wife of journeyman carpenter, cholera 10 hours. Sister to the above, resided at Camden town, came to see her brother, was taken ill, and died."

"On August 13th, at 54 Surrey-street, wife of a groom, cholera 19 hours. Cholera has proved fatal to 6 persons since July 29th, in Little Surrey-street. The deaths have taken place in houses within a short distance of each other, thus—2 in No. 46, one in No. 50, one in No. 54, one in No. 55, and one in No. 61."

"On August 18th, at 9 Mason's buildings, Green-street, Friar-street, son of hammerman, aged 8 years, cholera 24 hours. Small houses inhabited by the poorer classes. Green-street is a cross-street between Friar-street and Wellington-street; in it is a soap-factory, two horse slaughter-houses, a bone-boiler, and other similar premises. The inhabitants of the surrounding neighbourhood frequently complain of the effluvia emitted from these places, but the street and slaughtermen's yards are kept much cleaner than formerly, and the mortality in Green-street has not been greater than at other parts of the district."

"On September 4th, at 2 Belvidere-place, widow of journeyman shoemaker, cholera."

"On September 3rd, in the same house, widow of journeyman shoemaker, cholera. Relatives resided in the same room, both became much alarmed by hearing of so many deaths from cholera."

"On September 8th, at 24, King-street, Borough-road, journeyman cork-cutter, aged 33 years, cholera about 30 hours."

"On September 10th, in the same house, widow of journeyman cork-cutter, cholera about 12 days, husband and wife: the latter had cholera about a fortnight since, but was fast recovering, when the sudden illness and death of her husband produced 'relapse,' which carried her off in a few hours. House in a back-street, not very confined, also cleanly."

"On September 8th, at 5 York-place, Revel's-row, daughter of journeyman printer, cholera 11 hours. York-place is a crowded court; its inhabitants, since the epidemic has prevailed, have been very persevering in washing the privies and small yards attached to their dwellings, and this is the first death from cholera in that spot."

"On September 14th, at 18 Mint-street, widow of journeyman carpenter, cholera 22 hours. Moved from No. 16 two days previous to being taken ill, in which house her husband died last week, and two other men previously. Informant stated, that a privy in No. 16 is very offensive."

"On September 19th, at Farm House, Harrow-street, Mint, mariner, cholera 36 hours. A lodging-house in which from 40 to 60 persons sleep every night. Accommodation can be afforded to 100. Deceased was taken ill about 3 o'clock in the morning with diarrhoea, which was totally disregarded until 11."

"On September 16th, in the Queen's Bench prison, tailor, aged 42 years, from near Regent's-circus, cholera. At the inquest, the coroner stated this to be the first case of cholera which had occurred at any prison within the city of London or the Borough of Southwark."

29; 3. ST. GEORGE, SOUTHWARK; *London Road*. Pop. 16179.—Chol. 257; Diarr. 33.

This Registrar's district includes the south-west part of the parish of St. George the Martyr, Southwark, lying west of the Newington-road, &c.

The mortality was considerably increased, through the prevalence of cholera in the months of July, August, and September; the deaths from the epidemic successively were 57, 88, and 104, whilst the deaths from all other causes during the above 3 months amounted to 92. The first death occurred at Prince's-row, Westminster-road, on June 26th, then on July 2nd, followed by another on the 9th; about this time the epidemic extended rapidly, and attained its maximum on the first 4 days of September, when 35 deaths were registered; after the 13th it declined, and was nearly extinct by the end of the month; in the following month, October, 5 deaths are recorded, 3 occurring on the 11th, on which day the epidemic ceased.

		Deaths from Cholera.
Men of the age of 20 years to 60	.	40
Women ditto ditto	.	75

In the Bethlehem Hospital, St. George's-road (the inmates about 400), 5 deaths from diarrhoea and one from cholera were recorded during the year. Mechanics and the working classes, including their families, were the chief sufferers from the cholera epidemic, residing on those spots where bad drainage, density, and poverty abounded. The following are some of the places where cholera prevailed—

Duke-street, Westminster-road,
Tower-street, Waterloo-road,
Mount-place, Gibraltar-row,
Webber-row,
Union-street, London-road,
Elliot's-place, St. George's-road,
Garden-row, London-road,
Gray-street, Webber-street,
York-street, London-road, &c.

The following cases are selected from the Registrar's reports:—

"On July 23rd, at 7 Webber-row, son of a harness-maker, cholera 12 hours."

"In the same house, on July 26th, daughter of a harness-maker, cholera 12 hours."

"On July 26th, at 14 Alfred-place, Newington-causeway, son of a sculptor, cholera."

"In the same house, on the same day, a sister of the above died of cholera."

"On September 4th, at 2 Lynn-street, son of tinman, aged 6 years, cholera. The houses in Lynn-street and Gaywood-street are very damp, having water under them, and smell badly; in Lynn-court they have no drains."

"On September 2nd, at 16 Elizabeth-place, Waterloo-road, wife of labourer, diarrhoea 6 hours, cholera 12 hours. In this court there is no throughfare: the privies are in the centre of it, and every time the water comes on there is a very noxious smell of gas from the drain."

"On September 4th, at 8 Duke-street, Westminster-road, carman, cholera 16 hours."

"In the same house, on September 5th, painter, cholera 9 hours. This death and the one above occurred through fright."

"At 47 London-road, on September 16th, a green-grocer, aged 53 years, died of cholera in 48 hours; on the following day his wife died in the same house, in 24 hours after the attack."

30; 1. NEWINGTON; *Trinity, Newington*. Pop. 19064.—Chol. 318; Diarr. 57.

This Registrar's district comprises the northern part of the parish of St. Mary, Newington Butts, viz. Trinity Ecclesiastical district, lying between the Newington-road, Blackman-street, extending east to Kent-street, &c.

On June 8th cholera appeared at George's-road, and also at No. 5 Royal Tent-court, Kent-street; in this house, on June 11th and 13th, a labourer and his wife likewise died of cholera, and on the 21st another death at No. 1 in the same court.

The epidemic increased rapidly towards the end of July; in this month there were 64 deaths, in August 122, in September 124, in October 2, both of which occurred on the 2nd; the highest mortality was observed in the first 7 days of September, when 58 persons were deprived of life; the greatest number on any one day on September 9th, when 11 deaths were registered; after the 15th of this month a rapid decline ensued; between the ages of 15 and 50, the proportions were 59 males and 104 females who died of cholera; diarrhoea prevailed, and was principally fatal to children under 2 years of age.

During the 3 months, July, August, and September, the deaths from cholera were 310, and from all other causes but 137.

The following cases are selected from the Registrar's reports:—

"On June 11th, at 5 Royal Tent-court, Kent-street, a labourer, aged 30 years, Asiatic cholera 36 hours."

"In the same house, on June 13th, wife of the above, Asiatic cholera 36 hours. The Registrar states these two persons had taken for supper, previous to the attack, the refuse of rotten potatoes and stinking meat."

"On August 18th, at 2 Harmer's-buildings, Ayliffe-street, widow of wine porter, cholera, typhoid fever 6 days. A narrow court, close to an open sewer; a foul drain passes under the house."

"On August 21st, at 9 Adam-street, New Kent-road, daughter of porter, cholera 16 hours. At the house adjoining a pigsty is erected against the kitchen of this house; the wall is but 4 inches thick, and the soil drains through the brickwork, causing a most intolerable stench."

"On August 18th, at 10 John's-place, Lock's-fields, wife of hatter, cholera 10 hours. An open sewer in front of the house."

"Three fatal cases occurred in Poplar-row, a close, dirty court."

"On August 28th, at 47 George-street, Harper-street, brushmaker, cholera 20 hours. In this house there is always a most unpleasant smell, arising from a drain: during last summer this man had 3 out of his 4 children die of scarlatina."

"On September 21st, at the County Gaol, Horse-monger-lane, labourer, aged 19 years, cholera (*inquest*). This is the first death from cholera that occurred in this prison. The deceased was brought in on the 13th instant, and had resided previously in the neighbourhood of Lambeth; the number of prisoners about 170."

The Registrar states that "the most important local causes are the very defective drainage, and over-populated and ill-cleansed condition of the habitations of the poorer class. The supply of water is, in general, tolerably good in quality, but very limited in quantity."

The other localities afflicted with cholera were—

Newington Causeway,	Bull Head-court, Kent-
Horse-monger-lane,	street,
William-street, Newing-	Wellington-street,
ton Causeway,	Brandon-street, Lock's-
Etham-place, Kent-	fields,
road,	Chatham-place,
Kent-street,	Flying Horse-yard, Black-
Trinity-square,	man-street, &c.

30; 2. NEWINGTON; *St. Peter, Walworth*. Pop. 23299.—Chol. 446; Diarr. 64.

Comprises the south east portion of the parish, viz., the Ecclesiastical district of St. Peter, Walworth.

On June 9th, a printer, aged 49 years, died of cholera in 12 hours, at Cancel-street; previous to this case, 5 others proved fatal in January, 3 of the 5 in the Workhouse; the epidemic was at its height in the first 9 days of September, during that period 108 persons died; the highest mortality in any one day was on the 4th, when 18 persons died; after September 18th, a perceptible decline followed; in the succeeding 18 days, viz., to October 6th, 21 deaths are recorded; the last fatal case in this Registrar's district was on November 4th, at King's-row. The progress of the epidemic is thus illustrated: in the month of June 4; July 115; August 135; September 181; October 5; and November one.

Age.	Deaths from Cholera.		
	Males.	Females.	Total.
From birth to 15 years .	86	81	167
15 years to 60 years .	88	117	205
60 years and upwards .	21	53	74
Total . . .	195	251	446

On the average, the ground in this district is below Trinity high-water mark. In the Union Workhouse, Walworth, 48 deaths were registered from cholera and 9 from diarrhoea. The Registrar's districts of St. Mary and Trinity, both in this Union, contributed to the above mortality; the number of pauper inmates about 350.

In the following localities, the number of deaths from cholera in each street, &c., is given:—

	Deaths.
Nursery-row, Lock's-fields	8
Webb-street	7
Sun-street and Little Sun-street	7
Pleasant row and place, East-street	11
Trafalgar-street and row	17
John-street and place, Hill-street	8
Flint-street, East-street	9
Camden-street	8
King-street and row, East-street	11
Pilgrim-street and place, Walworth Com- mon	8
Nelson's-place and court, Lock's-fields	10
North-street	13
Eltham-place, Lock's-fields	11
Queen-street and row, York-street	9
Clandon-street	9
Dean's-buildings, North-street	5
Northampton-place, North-street	6

The cholera epidemic proved most fatal to artisans, mechanics, and families of the working classes, resident in the above neighbourhoods.

The annexed cases, &c., are selected from the Registrar's reports:—

"On January 11th, in Newington Workhouse, a boy, aged 10 years, cholera 30 hours (parents unknown). This boy had been removed from the establishment at Tooting, and his death is the second that has occurred since the return of the children to Walworth. Some others have been attacked, but are now doing well."

The Registrar states, "the cases of cholera which have occurred in the Workhouse are those of persons brought there almost in the last stage of collapse, and not inmates of the house."

"On August 11th, at 33 James-street, York-street, spinster, aged 29 years, cholera 12 hours. No drainage; a fat-melter's premises at the bottom of the street."

"On August 10th, at 2 Bedford-street, Lock's-fields, shoebinder, spinster, cholera 12 hours. House crowded; no drainage. Street in bad weather very dirty; the smell from the back premises is very offensive."

"On August 20th, at 5 Hen and Chicken-lane, son of journeyman bricklayer, typhoid gastro enteritis, cholera 10 hours. The brother of this child died the same day, making 5 of the family in 3 weeks, mother and 4 children: 4 are certified to be cholera, all in the same house."

"On August 24th, at 6 North-street, wife of shoemaker, aged 43 years, cholera 8 hours. House very much crowded, and neighbourhood dirty; this and the following are mother and child; a child died in the house on August 15th."

"In the same house, on August 24th, daughter of shoemaker, cholera 12 hours."

"On August 24th, at 5 Charles-street, Walworth-common, son of coal porter, aged 19 years, diarrhoea 2 days, cholera one day. House very much crowded, street dirty, no drainage. This person was taken ill in the neighbourhood of Shoreditch, and sent home."

"On August 26th, at 3 Red Lion-row, son of labourer (deceased), cholera 2 days. Father and brother of this child died of cholera in the previous week in the same house."

"On August 29th, at 17 Nursery-row, Lock's-fields, wife of shoemaker, cholera 12 hours. A ditch that was in front of this row has lately been filled up, but no drainage provided. There are about 25 houses in the row, and the slops are thrown out in front, keeping the place in a filthy state."

"On September 1st, at 11 Elizabeth-street, daughter of gentleman, cholera 9 hours."

"In the same house, and on the same day, a sister of the above, cholera 10 hours."

"On September 4th, at 14 Webb-street, son of shoemaker, cholera 24 hours. Close, dirty house, with an open ditch at the back, street very dirty; this is the fourth death from cholera in this house."

"On September 3rd, at 50 Queen's-row, wife of poultryer, aged 43 years, diarrhoea 7 days, cholera one day. Three persons have died in this house; the mother on the 3rd, one child on the 5th, and one on the 7th."

"On September 3rd, at 10 Robinson's-cottages, Portland-street, late soldier in 23rd R.W. Fusiliers, aged 26 years, cholera 9 hours. This person was discharged from his regiment in August, in consequence of loss of sight, and had only reached his home a few days. There is an open ditch running before the house, which the whole neighbourhood complain of being at times almost unbearable."

"On September 9th, at 8 Portland-street, daughter of a smith, aged 4 years, cholera 24 hours. House dirty; there is an open ditch running along one side of this street, unbearable at times, since the flushing operations have been adopted, though inconvenience was not felt before."

"On September 9th, at 6 Horsley-street, poultryer, aged 45 years, cholera 24 hours. This man lost his wife and two children in the previous week of cholera in Queen's-row."

"On September 23rd, at 6 Adelaide-place, Portland-street, widow of wine-merchant, cholera one month, consecutive fever one week. An open ditch runs in front of the house, which is very offensive."

30; 3. NEWINGTON; *St. Mary*. Pop. 12243.—Chol. 143; Diarr. 14.

This Registrar's district consists of the Ecclesiastical district of St. Mary, extending from Kennington-common, lying east of Kennington-road to the New Kent-road.

In Amelia-street, on July 4th, the epidemic commenced, and continued to spread to September 9th, when it attained its maximum, it then gradually declined, and by October 4th the last fatal case was recorded at Cumberland-place. In the following streets and adjacent localities cholera prevailed—

Weymouth-street,	Church-place,
New-street,	Brandon-street,
Charles-street,	Lion-street, New Kent-
Union-court,	road,
Caroline-place,	Cross-street, &c.

During the months of July, August, and September, the deaths from cholera numbered 140, and from all other diseases but 71, whilst the births in the same period numbered 103.

The subjoined cases are selected from the Registrar's reports:—

"On August 19th, at 2 Church-passage, a hatter, aged 31 years, cholera 12 hours. House small, and overcrowded; his daughter died of cholera, in the same place, on the 17th inst."

"On September 4th, at 6 Staverton-row, Walworth-road, a cheesemonger, aged 40 years, cholera 14 hours. Two other deaths have subsequently occurred in this house."

"On September 8th, at 6 Lion-street, New Kent-road, wife of mariner, aged 22 years, cholera 15 hours. This and the following case are those of daughter and mother. The cases in this locality were malignant in the extreme."

"On September 9th, in the same house, widow of master butcher, diarrhoea 3 weeks, cholera 4 days."

"On September 28th, at 5 Horse and Groom-yard, a truss-maker, aged 52 years, cholera 24 hours. A very close and ill-ventilated place, although this is the first case of cholera that has proved fatal in it."

31; 1. LAMBETH; *Waterloo Road 1st.* Pop. 12767.—Chol. 193; Diarr. 27.

Bounded on the north by the river Thames, extending east of Waterloo Bridge to the Broadwall, including the New Cut on the south, and the east side of Waterloo-road.

One fatal case of cholera at Whitehorse-street, on February 3rd; the epidemic subsequently broke out on June 23rd, at Short-street, and continued, to increase to July 31st, on which day the greatest mortality occurred, namely 10 deaths; in this month 60 deaths from cholera were registered, in August 77, in September 51, and in October one, on the 12th, at 56 Cornwall-road, a solicitor's wife, aged 65 years. A perceptible decline was observed after September 14th.

At No. 10 Mitre-place, Broadwall, the 3 children of a labourer, within 3 days, died of cholera. At No. 15 Eaton-street, a mother and son. At No. 60 Cornwall-road, on July 30th, the widow of a cooper and 2 children; and on July 29th, at No. 11 Brad-street, the 2 daughters of a compositor died. In the following streets, &c., cholera was most fatal—

Roupell-street,	New-street,
Mitre-place, Broadwall,	Little Windmill-street,
Whitehorse-street,	Salutation-place,
Eaton-street,	Le Grand-place
Cornwall-road,	Wootton-street, &c.

Ten adults and 17 children under 3 years of age died of diarrhoea. In the months of July, August, and September, the deaths by the cholera epidemic exceeded the births registered by 53.

The Registrar, in his reports, describes the following cases and localities:—

"On July 25th, at 5 Bate's-buildings, Broadwall (*inquest*), a shoemaker, aged 20 years, natural death, cholera 11 hours. Bate's-buildings is one of the narrow courts in Broadwall, crossing the boundary sewer. A younger sister died of cholera in July; the mother was next taken ill and removed to the Work-house, where she also died of cholera. The father was in the Hospital during the period of the illness and death of his wife and 2 children. Half the number of cases of cholera have taken place near the sewers which form the boundary of the parish."

"On August 27th, at 14 Whitehorse-street, a lighterman, cholera 24 hours. There have been 3 deaths from cholera in this house."

In his return for the week ending August 4th, the Registrar states that "during the week there has been a great increase in the deaths from cholera. About half the cases have occurred in the vicinity of Broadwall, Eaton-street, Whitehorse-street, Wootton-street, &c.—places more or less subject to effluvia from bad drainage: the other half have occurred in all parts of the district, without any apparent exciting cause, beyond crowded rooms and, probably, indifferent food."

In his return for the week ending August 11th, the Registrar states that "the deaths from cholera, though still numerous, are less than half the number of the preceding week, viz., 34 and 15. As before, full half the deaths have occurred in the locality of the boundary sewer. As an additional proof of the influence of the effluvia from that source on animal life, he had ascertained that a cowkeeper, whose premises are close to the boundary ditch in Little Duke-street, and whose wife died of cholera on August 4th, has, during his residence there, lost several valuable cows by death."

"On August 11th, at 36 Windmill-row, daughter of shoemaker, cholera 13 hours, collapse 9 hours. Row ill cleansed and overcrowded; filthy in the extreme."

"On August 14th, at 20 Brad-street, an artist,

cholera 24 hours. The end of Brad-street where this death took place is ill cleansed, and frequently one mass of mud and water."

"On August 13th, at 12 Little Windmill-street, a labourer, cholera 50½ hours, collapse 14 hours. This street is at the back of Windmill-row, and is equally filthy and dirty. They are both chiefly inhabited by Irish families and vendors of decayed fruit, fried fish, or vegetables, the effluvia from which effects the whole locality."

"On August 15th, at 3 Victoria-place, Broadwall, wife of labourer, aged 31 years, cholera 4 days, fever one day. This place is comprised of 10 or 12 houses built a few years ago, over and close to the sewer which forms the boundary at the back of Broadwall, into which the houses are drained. They are overcrowded, every room containing a family."

"On August 15th, at 5 New-street, a single woman cholera 7 days, typhus."

"In the same house, on August 16th, son of a smith, scarlatina 4 days, cholera 4 days. The street is narrow and densely populated. The houses are inhabited chiefly by mechanics."

"On August 19th, at 3 Isabella-place, Broadwall, widow of bricklayer, aged 49 years, cholera 3 days." The Registrar states that "Isabella-place is of all others the most filthy in this district; the entrance is not more than 4 feet wide; there are 6 or 8 dilapidated houses in it of 2 rooms each, all front, no air through them, and each room containing a family; a recess on the left is the receptacle of all manner of filth, dust, decayed vegetables, fish guts, &c. The stench is very bad at all times."

"On August 23rd, at 16 Cornwall-road, a widow, aged 60 years, cholera 21 hours. This female attended on a younger one, who died in the same house on the 20th. She subsequently washed the deceased female's clothes, and was immediately after taken ill."

"On August 26th, at 6 Church-terrace, a gentleman, cholera 13 hours. This terrace faces the churchyard, which is now so often opened for funerals that effluvia must enter the surrounding houses, though they are otherwise clean and open."

"On September 1st, at 9 Le Grand-place, daughter of journeyman carpenter, cholera. The sixth death in this place of 12 small houses."

"On September 7th, at 6 Little Windmill-street, a coal porter, cholera 20 hours. Several deaths before recorded in this most dirty street."

"On September 8th, at 30 John-street, Cornwall-road, a labourer, aged 17 years, cholera. The mother of this youth died in the same house on the 4th."

31; 2. LAMBETH; *Waterloo Road 2nd.* Pop. 17319.—Chol. 243; Diarr. 38.

Bounded by the river Thames from Waterloo Bridge to Westminster Bridge, embracing the northern part of Westminster Bridge-road, extending north to the Waterloo-road, of which it includes the west side, &c.

A fatal attack of cholera occurred on January 16th, at 8 Burdett-street; the next case on June 15th, at Agnes-street, a carpenter's wife, aged 54 years, diarrhoea 4 days, cholera 18 hours; followed by another on July 3rd, at James-street. From this date the epidemic spread to September 8th, it then attained its maximum; on that day 13 persons had fallen victims, on the following day 11. From this time it declined to October 17th, when the last death was recorded, at 11 Lambeth-square. In July there were 48 deaths; August 81; September 106; October 6; in the first 9 days of September, there were 63 deaths from cholera. In the 3 months July, August, and September, 256 deaths were registered from cholera and diarrhoea, and but 96 from all other causes. At No. 14 Manners-street, the wife

of a sawyer, aged 40 years, died of cholera in 12 hours, on October 1st; and on the 3rd, her daughter, aged 13 years, died. Two fatal cases occurred at 19 Charles-street; a labourer's wife and daughter, August 7th, at No. 20 Anne-street; at No. 4 Farnham-place, a mother and son, on September 4th; and a tailor and his wife, on same day, July 31st, at No. 35, Lower-marsh. The deaths from cholera were numerous in the subjoined localities—

Lower-marsh,	Gibson-street,
James-street,	Anne-street,
Granby-street,	Thomas-street,
Charles-street,	Apollo-buildings,
Frances-street,	Oakley-street,
Jurston-street,	Belvidere-road, &c.

With the exception of 3 cases, the deaths from diarrhoea were all of children.

The following cases are selected from the Registrar's reports:—

"On July 26th, at 80 James-street, wife of shoemaker, aged 34 years, cholera 18 hours. This spot lies quite in a hollow; it was built on very marshy ground, the drainage is defective, and there are ditches partially filled up, which often serve as receptacles for decayed vegetables, stinking fish, &c. With few exceptions, the deaths have occurred to persons extremely poor, residing generally in one room, and in dirty narrow streets."

"On August 19th, at 35 Frances-street, Westminster-road, son of labourer, cholera 9 hours. Densely crowded with Irish, of dirty, intemperate habits; a long open sewer runs parallel to it. Pigs, ducks, &c., kept in the vicinity. Numerous have been the attacks of cholera in this street, 9 of which were fatal."

"On August 29th, at 14 Apollo-buildings, son of tailor, cholera 16 hours. This small spot abounds with noxious effluvia. The privies are most offensive, and the water scarcely fit to drink; heaps of refuse matter thrown about by the costermongers. Pigs, horses, rabbits, and all sorts of animals are kept here. The fish, vegetables, &c., in which the people deal are at night frequently placed under the bed. There are 2 cats'-meat dealers in Apollo-buildings, the stench from which is much complained of."

"On September 2nd, at 16 James-street, daughter of butcher, cholera 12 hours. The attacks and deaths in this street have been more severe than in any other part of this district; it was built on a swamp—the ditches formerly complained of are now filled up."

"On September 8th, at 9 Thomas-place, Gibson-street, son of chemist, choleraic diarrhoea 6 days. The father of this child states: there are 3 gully-holes within 20 yards of each other in this street, the smells from which are so offensive as to alarm the residents. Thomas-place is a narrow, confined spot."

"On September 10th, at 12 James-street, bricklayer, aged 33 years, cholera 16 hours. This is the 17th case in this street. A pigsty and slaughterhouse at the back of this house are much complained of."

"On September 11th, at 20 Jurston-street, son of publican, cholera 8 hours. A very dirty, crowded street, with a long open sewer behind it. This is a child of Jewish parents. Although persons of that persuasion are rather numerous in this district, it is the first death from cholera amongst them."

"On September 12th, at 3 Grove place, son of labourer, diarrhoea 7 days. Cholera broke out in this house July 21st, attacking a female of 45 years; the landlady (who attended) was attacked the next day at church, and removed during Divine service; on August 12th, a girl aged 14 suffered from vomiting and diarrhoea; on the 29th a female aged 24 years died of cholera; the same day a child aged 8 was severely attacked, and

narrowly escaped death; the following night a boy of 4 had vomiting and relaxation; the husband of the landlady has also suffered from relaxation; out of 11 inmates 2 have died, and 8 others had been attacked. Grove-place is a most filthy spot, near the worst end of James-street, where 17 deaths have occurred. There is a bad smell in the house, which cannot be traced. The rooms are very small, but not particularly dirty."

"On September 19th, at 35 Hooper-street, son of labourer, cholera 8 days. A long, narrow, densely crowded street; the dirtiest spot in the district, in close connexion with filthy ditches, and surrounded by an unwholesome neighbourhood, in which many deaths have occurred; inhabited by costermongers, &c."

"On September 25th, at 17 Mary's-buildings, domestic servant, aged 25 years, cholera 13 hours. Narrow, confined place; had previously nursed 2 persons who died of cholera."

The Registrar states that "the deaths from cholera and diarrhoea are far more numerous with females than with males, after the age of 16. Until that age the deaths were almost equally divided, viz., 56 males and 51 females; but after the age of 16, when the female becomes useful as a nurse, the deaths are 99 females against 50 males. The difference may arise from 2 causes, namely, an advanced state of pregnancy when the attack came on, and that females are almost always the attendants on the sick, thus being confined to the vitiated atmosphere of the room, and wearied by night and day exertions, they are much more likely to take the disease. Many females appear to have imbibed cholera in their unremitting attendance in the sick chamber."

"On October 1st, at 14 Manners-street, wife of sawyer, aged 40 years, cholera 12 hours. Attack came on suddenly and violently; she had been nursing her daughter, dangerously ill with consecutive fever. Drainage good."

In the same house, on October 3rd, daughter of the above, aged 13 years, cholera 3 days, consecutive fever 7 days.

31; 3. LAMBETH; Church 1st. Pop. 18446.—Chol. 215; Diarr. 38.

This Registrar's district extends along the river from Westminster Bridge to Vauxhall Bridge; bounded on the north by the Westminster Bridge-road, on the south-east by Vauxhall and Lambeth-walks, and Bethlehem Hospital, &c.

Two deaths from cholera occurred in January; the next fatal case was on June 27th, at Lower Fore-street; in July 51 deaths were recorded, in August 54, in September 101, in October one, on the 1st; in November 2, one on the 3rd, and the last on the 14th, at 18 Salamanca-street, Vauxhall-walk. The epidemic was at its height on September 5th, on that day 13 deaths took place; it gradually abated in severity to the end of the month; 91 males, and 124 females during the year died of cholera. The following neighbourhoods suffered from cholera—

High-street,	Broad-street,
Duke's Head-court,	Hercules-buildings,
High-street,	Glasshouse-street,
Felix-street,	North-street, Vauxhall-
Vauxhall-walk,	walk,
Lambeth-walk,	Salamanca-street, Vaux-
Upper Marsh,	hall-walk,
Canterbury-place, Lam-	Royal-street,
beth-walk,	Lower Fore-street, &c.

At No. 2 Ferry-street, 3 persons died of cholera, from June 29th to July 2nd (both inclusive); a silver-chaser, aged 35 years, and his son, died at No. 4 Duke's Head-court, on July 9th and 10th; and a

surgeon, aged 45 years, died in 8 hours, on September 3rd, at Carlisle-place, Carlisle-street; the next cases are described by the Registrar:—

"On August 18th, at 19 Glasshouse-street, Vauxhall, coachmaker, aged 33 years, cholera 9 hours. Ill cleansed, badly drained, and overcrowded."

"On August 19th, at 16 Vauxhall-row, wife of journeyman carpenter, aged 69 years, cholera 75 hours. Ill-cleansed neighbourhood—crowded, and in the immediate vicinity of the Lambeth Gas Works and the Potteries."

"On August 23rd, at 3 Granby's-buildings, Vauxhall-walk, son of potter, cholera 3 days. An unhealthy neighbourhood, ill cleansed and drained, and surrounded by bone-crushers, potteries, soap-makers, and other offensive establishments."

Diarrhoea prevailed mostly in August and September, respectively 17 and 9 deaths; the far greater proportion were of children under 4 years.

31; 4. LAMBETH; *Church 2nd.* Pop. 22931.—Chol. 544; Diarr. 90.

Extends east of Vauxhall and Lambeth-walk; to the west side of Kennington-lane and Kennington-street; including on the north, Brook-street, &c.

Cholera visited this district with great severity; 2 deaths from the epidemic occurred in January, one in March, and the next on June 11th, at 79 Lower Kennington-lane; by the end of the month, 5 deaths were recorded; it continued rapidly to increase in July; on the 16th, 14 deaths occurred, 6 of which were in the Workhouse; during this month, 125 deaths were registered from cholera; in August, 167, in the last 7 days of this month, 64; in the month of September 236; during the first 8 days of this month, 120 persons were deprived of life; the epidemic attained its maximum on the 4th, on this day 21 deaths were recorded, and 20 on the 8th; from this period, cholera gradually subsided, and in October, 8 deaths occurred, the last on the 21st, at 118 Vauxhall-street, a warehouseman, aged 31 years; 205 males and 339 females were deprived of life by cholera. The numbers in 3 periods of life are shown by the following table:—

Age.	Deaths from Cholera.		
	Males.	Females.	Total.
From birth to 15 years	74	63	137
15 to 60 years	107	202	309
60 years and upwards	24	74	98
Total	205	339	544

In the Union-house, Prince's-road, 161 deaths from cholera are recorded, and 26 from diarrhoea, 11 of these occurred before cholera became fatal. The Lambeth Union is formed into 8 Registrars' districts, each contributing more or less to the 161 deaths in the Union Workhouse; if this number is deducted from the district, 383 instead of 544 represents the number of deaths, not including those in the Workhouse, where the pauper inmates number about 1000. The cholera epidemic was also fatal in—

	Deaths.
Union-street	10
Wickham-street	22
Park-street and place	17
Vauxhall-walk and street	20
George-street, Vauxhall	11

	Deaths.
King-street	9
New-street Union-street	20
Chester-street and place	12
Tyers-street and terrace	15
East-street and Little East-place	21
Princes-road and place	15
Regent-street	16
Pleasant-place, Brook-street	9

Several fatal cases also occurred in Brook-street, Cardigan-street, Devonshire-street Kennington-lane, John-street, Cross-street, Lambeth-walk, &c.; the epidemic, at the commencement, principally visited Francis-street, and Lower Kennington-lane. At 22 Windmill-street 3 persons were attacked, and died after removal into the Workhouse; 3 died of cholera at No. 91 East-street; 2 at No. 113 Brook-street; 2 at No. 28 Union-street; 3 at No. 8 Wickham-street; 3 at No. 114 Park-street; 2 at No. 87 Vauxhall-walk, &c.

The chief occupations of those attacked by cholera were as follows:—

Labourers and their families	64
Carpenters	65
Chairmakers, &c.	27
Bricklayers	10
Stonemasons	21
Cabmen	17
Printers	9
Smiths	40
Bakers	15
Boot and shoemakers	24
Coal porters	22
Costermongers	10
Painters, &c.	62
Washerwomen	176
Laundresses	35
Spinsters	
Wives	
Widows	

Diarrhoea was prevalent in July, August, and September, viz., 14, 14, and 31 deaths respectively; more than one-half were of children under 3 years of age.

The following cases are selected from the Registrar's reports:—

"On August 10th, at 4 Globe-court, Regent-street, son of bonnet-shape maker, cholera 18 hours. A narrow, badly-ventilated court, running between Regent-street and King-street. Two-roomed houses, and very confined."

"On October 12th, at 75 Wickham-street, moulder at an engineer's, aged 47 years, cholera 24 hours. This street is in a very bad condition, no drainage, badly ventilated, and crowded. In winter the roadway is impassable to foot passengers, there being accumulated a quantity of mud and stagnant water, quite green. The inhabitants are obliged to form a gutter to prevent the surplus water from running into the lower rooms of their houses, which are below the crown of the road. Cholera has been fatal, 19 deaths since July 14th; and previous to the present epidemic, scarlet fever was prevalent."

"On August 19th, at 21 Pleasant-place, spinster, aged 25 years, secondary fever, cholera. In front of this row of houses is an open sewer, very offensive."

"On August 25th, at 24 Neville-street, Vauxhall, daughter of wharf labourer, cholera 26 hours. A newly-built and tolerably clean street. Cholera has been very severe in this street."

"In the workhouse, on August 28th, from 9 Globe-court, Regent-street, son of law-stationer, cholera 5 or 6 days. This death makes 5 in the same family from cholera; the mother and 4 children were all seized in

the court named, but the husband having deserted his family, they were all removed into the house in a hopeless condition. Another death occurred next door."

"On September 4th, at 2 Graves'-cottages, Saunders'-street, widow, cholera 9 hours, collapse 5 hours. The state of the premises is highly prejudicial to health."

"On September 6th, at 20 Barrett-street, son of lithographic printer, cholera 24 hours."

"On September 7th, in the same house, lithographic printer, cholera 40 hours. Father of the above. At the back of these premises there are a number of pigs kept by a neighbour; the stench is so bad that they frequently cannot have the back door or window open."

"On September 11th, at 1 Vauxhall-walk, daughter of a builder, cholera 72 hours, coma and convulsions 34 hours. At the back of this house is a court, called White Lion-yard, a wretched place, inhabited by Irish; a number of half-starved pigs are kept; they have no drainage, and the stench very great. The filth from the sties is thrown under the railway arches adjoining."

"On September 13th, at 7 Hampshire-street, widow of ship carpenter, aged 65 years, cholera 12 hours. This place contains 8 houses, in every one of which cholera has made its appearance. In No. 3 died a mother, just on the point of confinement, and 4 children. The husband, after the loss of all his family, fled. The landlord, or his agent, let the premises to another family, who entered the house ignorant of what had taken place, and were almost immediately seized with cholera. The daughter died, on September 3rd, in a few hours; the mother was attacked, and fled from the spot."

"On September 27th, at 11 Albion-cottages, Barrett-street, widow of candle-maker, aged 46 years, neglected diarrhoea 3 days, cholera 12 hours. The Registrar states that this locality has been visited with much sickness. A case of cholera, 2 doors off, was removed to the Work-house, where the patient died. Two children died at No. 7, and 2 cases occurred at No. 3; a person died at No. 8. Several children have within the last 2 months died of fever."

31; 5. LAMBETH; Kennington 1st.—Pop. 17235.—Chol. 187; Diarr. 31.

This district extends by the side of the river Thames, from Vauxhall Bridge to Nine Elms, continues north-east to the west side of Kennington-road, to High-street; and on the south-east to the west side of Clapham-road, to Bedford-place, &c.

On June 27th cholera first appeared; 2 deaths occurred, one at No. 1 Clayton-street, and the other at No. 4 South Lambeth; in July there were 43 deaths, in August 46; rose to 91 in September, and declined to one in October, on the 1st; and 2 in November, the last on the 11th, at No. 8 York-street, Dorset-street; the epidemic was at its height on the first 4 days of September, during which period 31 deaths were recorded, and after the 13th it gradually subsided; with 2 exceptions the duration of illness did not exceed 24 hours; 201 deaths from cholera and diarrhoea occurred, in July, August, and September, whilst for the same period but 83 deaths were registered from all other causes, and to every 2 deaths but one birth was recorded, during those 3 months. The parts of the district which suffered most are Spring-place and the small streets adjoining near the Wandsworth-road, a neighbourhood thickly populated and badly drained; the following localities likewise suffered—

Southampton-street,	Pleasant-row, Kenning-
Nine Elms,	ton-lane,
Regency-square, White	Clayton-street,
Hart-street,	Church-street,
Kennington-place,	Devonshire-place,
Alfred-street and place,	&c.

Those attacked were chiefly labourers, mechanics, &c.

31; 6. LAMBETH; Kennington 2nd. Pop. 14054.—Chol. 153; Diarr. 23.

Includes Kennington-common, and the east side of Clapham-road to Stockwell, extending east to Camberwell.

First fatal case of cholera June 28th, at Bolton-street; next on July 8th, at Camberwell New-road; from this date a continuous increase to September 2nd, when the epidemic attained its maximum; on this day 7 deaths were recorded; during the first 9 days of the month the mortality rose to 40, and subsided from this time to October 10th, when the last 2 deaths took place, the one at No. 5 Park-place, and the other at No. 7 St. Ann's-road. The deaths of 67 males and 86 females were assigned to cholera, the greater portion during the months of July, August, and September, respectively 45, 43, and 60; in the subjoined streets, &c., cholera prevailed, viz.—

Camberwell New-road,	Chapel-street,
North-place,	Vassall-road,
Thomas-street,	Holland-retreat,
James-street and place,	Henry-street,
North Brixton,	Robert-street, &c.

31; 7. LAMBETH; Brixton. Pop. 10175.—Chol. 81; Diarr. 27.

Comprises the Ecclesiastical district of St. Matthew, Brixton; includes Denmark-hill, Dulwich-hill, Stockwell, &c.

At Brixton gaol, on June 15th, a convict died of cholera, in 19 hours; the next case on July 6th, the epidemic reached its maximum on September 19th; the last case was recorded on October 3rd, at Denmark-hill. On July 20th, 3 deaths were ascribed to cholera in Regent-row; in the Brixton gaol 7 deaths from this disease were also recorded; cholera and diarrhoea were prevalent in the following localities, viz.—

Bedford-lane, Stockwell,	East Brixton,
Robert-street,	Acre-lane,
Loughborough-place,	Barrington-road,
Regent's-row,	&c.

The Registrar describes, in his reports, the under-mentioned cases:—

"On July 8th, at Regent-row, Water-lane, widow, aged 63 years, cholera 10 hours."

"On July 13th, in the same house, a daughter-in-law, aged 33 years, who waited on the above, cholera 17½ hours. At the back of the houses is an open drain, which at times runs over the surface of the ground, into which all the cesspools and drains are carried. In the front, on the opposite side, is another open ditch, into which many other houses are drained. Another death from cholera occurred in the next house. The inhabitants complain much of stench."

"On August 25th, at Pleasant-retreat, bricklayer, aged 56 years, diarrhoea 3 days, cholera 22 hours. Contains a great number of small houses. At the end of houses at the back of the House of Correction is an open ditch, which is in a most filthy state."

"On September 25th, at 1 Barrington-crescent, daughter of a solicitor's clerk, cholera. Since September 4th, to this day, there have been 18 deaths from cholera and diarrhoea in this and adjoining parts. At the back are various depositories of night-soil, extending full half a mile in length, which is much complained of, as emitting a most pestilential effluvia."

"On September 20th, at Loughborough-park, son of gentleman, diarrhoea. A woman, aged 79 years, died of cholera in the same house, on September 4th. Two other children of the same gentleman died of

diarrhœa in this house, and he was also taken ill after the family had left the house."

31; 8. LAMBETH; *Norwood*. Pop. 2961—Chol. 2; Diarr. 2.

Comprises the Ecclesiastical district of St. Luke, the southern part of the parish of Lambeth.

At Knight's Hill-road, on August 27th, the wife of a cowkeeper, aged 60 years, cholera 24 hours; and on September 3rd, in the Workhouse, *Norwood*, a girl aged 7 years, diarrhœa, cholera one day; a death from diarrhœa occurred in the Workhouse on September 23rd.

The Registrar states that "a ditch immediately opposite the Workhouse emits most offensive and noxious odours, the result of the soil of the workhouse passing through this uncovered ditch."

32; 1. WANDSWORTH; *Clapham*. Pop. 12106.—Chol. 114; Diarr. 24.

Includes the entire parish of Clapham, lying between the Battersea and Brixton districts.

On July 10th, at No. 5 Union-street, Larkhall-lane, the first fatal case of cholera terminated in 11 hours. By the end of the month there were 22 deaths, in August, 57; in September, 33; and in October, 2; the last case at Park-road, on October 7th; the epidemic attained its maximum on August 4th. On this day 4 deaths occurred in Albion-terrace, Wandsworth-road; 19 deaths from cholera in this terrace are recorded in 17 days, between July 28th and August 13th, both inclusive. The epidemic first commenced at No. 13, on July 28th; in the same house, August 4th, another death occurred. At No. 14, 2 deaths; at No. 6, 5; at No. 12, 2; at No. 2, 3, &c.; on an average of 13 cases of the above 19 in Albion-terrace, life was extinct in 15 hours after the attack.

At No. 2 New-street, a letter carrier and his wife were seized with cholera on September 20th, and died on the same day; and 2 cases were fatal at No. 15 Nelson-row, one on the 8th, and the other on the 9th September. Cholera was also fatal in—

Park-road and place,	White-square,
Northumberland-place,	Union-street, Larkhall-lane, &c., &c.

The following cases are selected from the Registrar's reports:—

"On August 4th, at Northumberland-place, daughter of labourer, aged 15 months, cholera 7 hours. The father of the above was at this time suffering from typhus, after an attack of cholera; there is a very offensive ditch in front of the house."

"On August 11th, at 7 Howard-street, Wandsworth-road, widow of a gardener, aged 55 years, cholera 15 hours. The same offensive ditch runs at the bottom of Howard-street that runs along the back of Albion-terrace; the woman had been nursing in Albion-terrace."

"On August 13th, at 2 Albion-terrace, Wandsworth-road, commercial clerk, aged 24 years, cholera 6 days. He was taken ill the same day that his brother died of cholera."

"On August 16th, at Northumberland-place, son of labourer, cholera 24 hours. This is the third death that has occurred opposite the ditch, which still remains open and flowing over the road."

"On August 18th, at 2, Pensbury, Wandsworth-road, stationer, aged 28 years, cholera 10 days, hæmorrhage from bowels 8 hours. Was first attacked at 7 Albion-terrace, Wandsworth-road, and removed to 2 Pensbury, nearly opposite."

"In the house No. 6 Albion-terrace, Wandsworth-road, 5 deaths were registered from cholera between the 4th and 9th August inclusive—a Wesleyan minister's wife, aged 59; his mother, 80; a widow,

49; and two old servants. The Registrar of Hampstead adds, that on August 8th, an aged man came with a friend to Hampstead for change of air, at 6 o'clock the next morning he felt ill, and had medical advice, but died in eight hours. This old minister, aged 61 years, was apparently the last of his family, for he had seen his mother, wife, and servants die before him in Albion-terrace."

"A stock-broker died of cholera at No. 12 Albion-terrace; the daughter of a grocer, a child of 5 years of age, at No. 1; the widow of a coach proprietor, and two commercial clerks, at No. 2; a gentleman's widow at No. 3; a surgeon's daughter at No. 4; a spinster aged 41 at No. 5; a young woman aged 21 at No. 10; a gentleman at No. 12, where the stock-broker died; a young woman aged 19 at No. 13, where a young woman also died on July 28th; and a gentleman's wife at No. 14, who had seen her daughter die there the day before. Nineteen persons died of cholera; many of the inhabitants of the terrace were dispersed, and the deaths of several have been registered elsewhere. "It appears," says the Registrar, "that at No. 13, where the first death occurred, the refuse of the house had been allowed to accumulate in one of the vaults (which is a very large one) for about two years, and when removed last week the stench was almost intolerable, there being about two feet of wet soil covered with maggots. The drains also had burst, overflowed into the tank, and impregnated the water with which the houses were supplied. On the back ground, in the distance, was an open ditch, into which nearly the whole of the soil of Clapham runs."

Fourteen deaths by cholera occurred in 5 houses of the above terrace in about a fortnight.

32; 2. WANDSWORTH; *Battersea*. Pop. 6617.—Chol. 111; Diarr. 16.

This district is bounded by the river Thames from the Nine Elms to Wandsworth, extending south to Clapham.

Cholera prevailed in January and February, more especially at the Union Workhouse and Althorp House Lunatic Asylum; a single case in May, and another in June, in July 19 deaths were recorded, in August 41, September 34, the last and only case in October on the 5th, at New-street; from this period cholera ceased; the epidemic was most fatal on August 24th and on September 4th; the first death from cholera in July occurred on the 1st, at No. 2 Green-lane; next on the 6th, then on the 15th and 16th, &c. In the Union workhouse 22 deaths from cholera and 5 from diarrhœa, the number of in-door poor about 430; and in Althorp House Lunatic Asylum, 5 deaths from cholera between January 10th and February 4th; at No. 8 York-row, Battersea-fields, September 4th, a boiler-maker's wife, aged 40 years, and her daughter on the same day, died of cholera, the first in 18 and the second in 10 hours after the attack; also a younger daughter in the same house, was fatally attacked on the 1st; in the next house, No. 7, a carpenter and his wife likewise died on the 11th and 13th September; informant complained of the bad state of the water.

In the following localities the epidemic principally prevailed,

York-street and row,	Sleaford-street, Batter-
Battersea-fields,	sea-fields,
The Marsh,	New-street,
Nine Elms,	High-street, &c.

The working classes and their families chiefly suffered from cholera, and females to a greater extent than males. During the 3 months, July, August, and September, 106 deaths were referred to cholera and diarrhœa, and but 46 to all other diseases.

32; 3. WANDSWORTH; *Wandsworth*. Pop. 7614. —Chol. 97; Diarr. 10.

Comprises the entire parish of Wandsworth, bounded on the north by the river Thames.

Cholera was prevalent in January and the first week of February, chiefly at Dunt's-hill, Hill's-yard, Garratt-lane, Potter's-court, &c.; the epidemic then recommenced on July 8th, continued to increase in August, when 43 deaths were recorded; after September 8th there was a considerable decline, during the month 18 fatal cases occurred, and in October 7, the last on the 11th, at Dutch-yard, a brickmaker's wife, aged 53 years, died in 21 hours. The deceased had washed the clothes of a person who was ill from cholera.

The deaths were numerous in the subjoined localities—

Waterside,	Ram-square and lane,
Thames-bank,	High-street,
Apothecaries-row,	Garratt-lane, &c.

The following cases are selected from the Registrar's reports:—

"On August 12th, at 3 Dale-place, Water-side, wife of labourer, aged 36 years, cholera 3 days. Attended on 2 of her children who died with cholera the previous week."

"On August 12th, at Field's-alley, labourer, cholera 8 hours. Intoxicated when attacked."

"On August 14th, at Ram-square, wife of tailor, cholera 8½ hours. Attended on 4 persons who had died with cholera."

"On August 23rd, at Bridge-fields, master butcher, aged 33 years, cholera 24 hours, typhus fever 10 days. A large open sewer within a few yards, and nearly opposite. In the same house, and on the same day, a son of the above, cholera 13 hours, hydrocephalus 3 days."

"On August 24th, at Ram-lane, daughter of labourer, cholera 14 hours. This is the seventh fatal case that has occurred in the immediate locality, contiguous to which is the cut or basin which receives a large portion of the town sewerage, and which, being intermixed with the refuse from a brewery, is constantly emitting gaseous matter, offensive to the whole of that neighbourhood."

"On August 26th, at Point Pleasant, journeyman brickmaker, aged 50 years, cholera 7½ hours. Third fatal case in the same house."

"On September 2nd, at Dunt's Hill-cottages, Garratt-lane, daughter of labourer, cholera 10 hours. In the same house, on September 3rd, wife of labourer, cholera 12½ hours. Had been attendant on the above child."

"On September 4th, at Frogmore, son of blacksmith, aged 13 years, diarrhoea 2 days, cholera 15 hours. Father and mother both died from cholera in the same house; no apparent cause, but near Asier Grosmas."

"On October 9th, at Dunt's-hill, Garratt-lane, wife of labourer, aged 44 years, cholera 8 days, cerebral congestion 2 days. Very low and damp situation; several cases have occurred in this neighbourhood."

32; 4. WANDSWORTH; *Putney*. Pop. 4684. —Chol. 8; Diarr. 12.

Comprises the entire parish of Putney.

First fatal attack of cholera on July 17th, at Albert-place, the last on September 9th, at Cock's-buildings, the wife of a fishmonger, aged 53 years, cholera 10 hours. Four deaths from cholera in August, and 3 in September; diarrhoea was very prevalent in the autumn, and fatal to 4 adults and 8 children.

32; 5. WANDSWORTH; *Streatham*. Pop. 8834. —Chol. 154; Diarr. 13.

Includes the entire parish of Lower Tooting and Streatham.

With great severity cholera attacked the pauper children at Surrey Hall, or Drouet's Farm-house for the reception of poor children from various metropolitan parishes. In the 2 last days of December, 1848, 4 deaths were recorded in Surrey Hall from vomiting, with diarrhoea and collapse; on January 1st, the death of a girl, 10 years of age, was assigned to cholera; on the following day, the 2nd, 7 died. The epidemic rapidly increased, and attained its maximum on the 5th, when 17 died; on the 6th also 17, the duration in nearly every case not exceeding 21 hours. By January 16th, in 16 days, 137 children were deprived of life. After this date the surviving pauper children were removed to their respective parishes, where several subsequently died from the epidemic. Six deaths were referred to diarrhoea during the above 16 days.

The annexed table represents the progress of cholera in Drouet's Farm-house, or Surrey Hall, from the 1st to the 16th January, both inclusive:—

Deaths of Children from Cholera.							
January, 1849.							
1st	2nd	3rd	4th	5th	6th	7th	8th
1	7	6	13	17	17	9	15
9th	10th	11th	12th	13th	14th	15th	16th
13	11	4	7	10	2	4	1

The proportion of the sexes are 68 boys to 69 girls who suffered from cholera. The following table shows the ages, &c.:—

Age.	Deaths from Cholera.		
	Boys.	Girls.	Total.
At 2 and under 3 years . . .	1	1	2
3 " 4 " . . .	1	3	4
4 " 5 " . . .	8	5	13
5 " 10 " . . .	31	46	77
10 " 15 " . . .	27	13	40
15 years of age . . .	1	1	2
Total . . .	68	69	137

Exclusive of the above 137 children, 2 nurses and a female servant died of cholera in the same establishment, in the aggregate making 140 deaths in Surrey Hall during the first 16 days of January; and throughout this great mortality, with few exceptions, but a short short time intervened from the first attack until death.

The deaths in Surrey Hall, if deducted from the number registered in this district, leaves the comparatively small number of 14 cholera and 11 diarrhoea. In other localities, first fatal case of cholera occurred at Balham, July 8th, a gentleman, aged 67 years, died in 15 hours; next case on the 20th: in this month 7 deaths, in August 2, and September 5; the last on the 26th, at Manor-park, Mitcham-road.

The Registrar, in his report for the week ending January 13th, states that "77 deaths occurred in Mr. Drouet's Infant Poor Establishment, Surrey Hall, 69

by cholera and 8 certified as caused by diarrhoea, dysentery, mesenteric disease, &c. The total deaths registered in this and the previous week, which have occurred in the Institution, or amongst children who have been removed from it since the appearance of the epidemic, amount to 140, of which 122 were returned as caused by cholera, though most of the others were probably connected with the epidemic."

"On September 23rd, at Manor-park, Mitcham-road, widow of a brickmaker, aged 55 years, cholera 24 hours."

This death occurred at one of 6 small tenements, chiefly occupied by brickmakers (adjoining the brick fields of this estate), which were formerly horse-stalls or bullock-sheds, all on the ground-floor, without drains or any place to throw their refuse, and with only 2 privies for their use. They are overcrowded, badly ventilated, and have only stagnant water for drink or use.

33; 1. CAMBERWELL; *Dulwich*. Pop. 1904.—Chol. 1; Diarr. 1.

Comprises the hamlet of Dulwich, in the parish of Camberwell.

At Dulwich College, on September 26th, one of the sisters of the college, aged 83 years, died of cholera, duration of attack 3 days.

33; 2. CAMBERWELL; *Camberwell*. Pop. 14176.—Chol 235; Diarr. 37.

Bounded on the north by Bowyer's-lane, part of New Church-road, Edmund-street, Wellington-street, &c., extending south to Peckham Rye.

Three deaths from cholera occurred during the first 3 months of the year; the epidemic subsequently broke out in George-street, on June 5th, and carried off by the end of the month 7 persons, in July 67, August 82, September 75, and in October one, which was registered on the 4th, at 8 James-street; during the first 11 days of September, 56 deaths were ascribed to cholera, after the 11th it declined; the greatest mortality in one day took place on September 3rd, when 9 deaths were recorded.

The first death from cholera in the Workhouse occurred on June 25th, next on July 27th, and continued to September 19th, in which period 24 died, and 5 from diarrhoea; some of these persons were removed from the other districts of Camberwell into the Workhouse, where the number of in-door poor is about 400.

A fatal case of cholera was registered January 16th, at Peckham House Lunatic Asylum, duration 12 hours; next case June 25th, another death on the 28th, and it continued to September 4th; by this time 28 died of cholera and 9 from diarrhoea, the number of inmates about 500.

At Camberwell House Lunatic Asylum, the first death from cholera on July 1st, and it continued to prevail to September 9th; during this period 18 died of cholera and 6 from diarrhoea; the number of inmates about 300.

In the following institutions the progress of cholera is shown:—

	June.	July.	Aug.	Sept.
Peckham House Lunatic Asy- lun	2	18	6	1
Camberwell House ditto	12	5	1
" Workhouse	1	3	9	11

During July, August, and September, the deaths from all causes exceeded the births by 240; in the same period 224 persons died of cholera, and 136 from other diseases.

The deaths from cholera were numerous in the undermentioned localities:—

George-street, Wyndham- road, Acorn-street, Queen-street, row, &c. Picton-street, Denmark-street, Artichoke-place and row,	Banbury-buildings and place, George-street, Waterloo-street, James-street, Harris-street, Varandah-place, Church- street, &c.
--	---

At No. 14 Acorn-street, on June 21st and 23rd, the 2 children of a policeman died of cholera; and on July 13th, 2 deaths at No. 8; also on the 20th at No. 17, a gardener and his daughter, aged 28 years, died on the same day.

At No. 3 William-place, Waterloo-street, a coachman's wife and 2 children died of cholera; the mother and son on the same day, September 23rd, and the other child on the 21st.

Four adult persons of the same family died of cholera, at No. 5 Troy Town, Peckham Rye, one on the 4th September, and 3 on September 6th.

At No. 1 Mary Anne-place, South-street, the 3 children of a labourer died on August 13th, and the mother also on the 20th, from the epidemic.

Three deaths from cholera occurred at No. 4, and 3 at No. 5 Absalom-place, South-street, within 4 days, from July 31st to August 3rd, both inclusive.

Diarrhoea prevailed in July, August, and September.

The following notes are selected from the Registrar's reports:—

"On August 12th, at James-street, child of labourer, cholera 20 hours. Small houses, but open and ill cleansed; an uncovered common sewer close by, of which the inhabitants complain very much."

"On August 16th, at 18 Clarendon-place, wife of master bootmaker, aged 58 years, cholera 3 days. Wide, open street, but very near an uncovered common sewer."

"On August 30th, at 15 Acorn-street, bricklayer, aged 27 years, cholera 48 hours. The next house, No. 14, is where the cholera broke out on June 21st, and many deaths took place in this street of that disease for some weeks after. The informant complains of a very offensive smell from an open ditch near the house, also from some pigsties at the rear."

"On September 2nd, at 6 Banbury's-buildings, George-street, a farrier, aged 61 years, cholera 36 hours. These houses are built close on the bank of an open sewer, the smell from which is very offensive; it was here that the first case of cholera took place on June 5th, followed by another on the 16th, &c."

"On September 6th, at 5 Troy Town, Peckham Rye, widow of a coachman, aged 66 years, cholera 17 hours. This woman was in attendance on her neighbour at No. 6, who died on the 1st instant; her son, who lived with her, was attacked and died on the 4th; the 2 daughters, one living at Blackheath and the other in Peckham Rye, as servants, came home to see their brother, when the 3 were all attacked with cholera, and died the same day, within a few hours of each other."

33; 3. CAMBERWELL; *Peckham*. Pop. 12563.—Chol. 92; Diarr. 21.

Includes the hamlet of Peckham, bounded on the north by the Grand Surrey Canal, extending south between the Registrars' districts of St. Paul, Deptford, and Camberwell.

A single death in June is referred to cholera, on the 17th, at Burt-place, Old Kent-road; the next, on July 4th, at Canterbury-row. The epidemic prevailed throughout the months of July, August, and September, in which the deaths respectively were 18, 25, and

44. On October 24th the last death was recorded at Carlton-place, Park-road; the greatest number of deaths in one day occurred on September 13th. 73 grown up persons and 19 children died of cholera, and nearly one-half the deaths in July, August, and September were ascribed to this epidemic. During this period 143 births were registered to 210 deaths from all causes, and the proportion of the sexes were 44 males to 48 females. No class of occupation appeared to be exempt. Diarrhoea was prevalent in the months of August and September; with the exception of 4 adults, the rest were children who died from this disease.

In the following neighbourhoods cholera prevailed:—

Caroline-street, Old Kent-road,	High-street, Orchard,
Canterbury-row,	Melon-ground,
Park street and road, New Peckham,	Alpha-street, &c.

At No. 13 Park-street, New Peckham, 2 females died of cholera on September 13th, the one in 12 and the other in 18 hours after the attack; also another fatal case of cholera on the 19th, in the same house.

The annexed cases are selected from the Registrar's reports:—

"On August 13th, at 4 Britannia-terrace, Melon-ground, single woman, aged 18 years, cholera 15 hours. All the neighbourhood of the Melon-ground is poor and badly drained, and near this house is a very foul ditch."

"On August 25th, at 2 Orchard, Peckham, wife of bootmaker, aged 34 years, cholera 12 hours. All the Orchard is very foul and badly drained, and inhabited only by the poorer classes."

"On September 2nd, at 2 Hannah-cottages, Commercial-road, son of banker's clerk, diarrhoea 4 days, collapse 4 hours, cholera. This is in the neighbourhood of the Melon-ground, and close to the canal, the whole of which district has been much visited by the epidemic."

"On September 15th, at 2 John-street, Melon-ground, daughter of carpenter, mesenteric disease 4 months, cholera 4 days. This is the third death in this family within a week."

"On September 25th, at 20 Alpha-street, New Peckham, widow of stoker at gas factory, aged 26 years, cholera 2 days, fever 6 days. A very badly-drained street."

"On September 30th, at 7 Elizabeth-place, Asylum-road, Old Kent-road, spinster (lady), aged 20 years, bilious vomiting and purging, ending in cholera. A good open road. The second death from cholera in this house."

33; 4. CAMBERWELL; *St. George*. Pop. 11225. —Chol. 176; Diarr. 27.

Includes Albany-street on the north; bounded on the south by the north side of New Church-road, Edmund-street, Wellington-street, Commercial-road, and part of the Grand Surrey Canal, running east and west.

The deaths of 81 males and 95 females are referred to cholera. The first and only case in June occurred on the 17th, in Wyndham-road; the next on the 7th July, another on the 12th: from this period the epidemic increased in severity, during the month 33 persons died, in August 70, in September 70; in the first 8 days of this month 53 had fallen victims to the virulence of the disease, which attained its maximum on September 6th, on this day 10 deaths were recorded. The last fatal case on the 13th October, at Brown's-terrace Wyndham-road.

The proportion of the sexes, in 3 periods of life, is here shown:—

Age.	Deaths from Cholera.		
	Males.	Females.	Total.
From birth to 15 years . . .	28	25	53
15 and under 60 years . . .	42	54	96
60 years and upwards. . .	11	16	27
Total . . .	81	95	176

In the subjoined localities several deaths from cholera occurred—

Thomas-street, Wyndham-road,	Albany-road,
Nelson-street, Wyndham-road,	Southampton-street,
Lovegrove-street, Old Kent-road,	Gloucester-place,
	Diamond-street,
	Wellington-street, &c.

The 2 children of an attorney died of cholera on the same day, August 14th, at No. 3 Vittoria-place, in 12 and 6 hours after being seized with the epidemic.

At No. 9 Lovegrove-street Old Kent-road, August 14th and 15th, the wife and son of a cordwainer died of cholera.

Of the 19 deaths from the cholera epidemic registered in Nelson-street, 12 occurred within 7 days, viz., July 28th to August 3rd; 3 fatal cases are recorded at No. 6; 2 at No. 16; 2 at No. 19, &c.

In Thomas-street, Wyndham-road, 13 deaths from cholera happened, and at No. 1 and No. 2, two deaths took place at each house; and at the Friendly Female Asylum, Albany-road, 2 deaths were ascribed to this disease, one on the 4th, the other on the 7th September.

Labourers, mechanics, and tradesmen, including their families, were afflicted with the epidemic.

Diarrhoea was fatal to 14 males and 13 females; all except 9 were under the age of 2 years.

The Registrar describes, in his reports, the following cases and localities:—

"The following occurred at 91½ Albany-road on August 25th: a civil engineer, aged 40 years, cholera 18 hours. Very filthy open ditch at the back of all the houses in the Albany-road. He was in perfect health when taken with cholera. His wife was suddenly attacked, and died in a few hours afterwards. The nurse who attended them is also dead."

"On August 31st, at No. 21 Lovegrove-street, Old Kent-road, daughter of labourer, cholera 22 hours. Very dirty small houses, occupied by several poor families in a filthy state, principally Irish. Numerous have been the attacks of cholera in this street, 10 of which were fatal."

"On September 29th, at No. 1 Adelaide-place, New Church-road, widow of bricklayer, aged 77 years, cholera 24 hours. This female had not washed her feet for upwards of 20 years. A bag of gold was found under her pillow; previously to her death she had pleaded poverty."

34; 1. ROTHERHITHE; *Rotherhithe*. Pop. 13917. —Chol. 352; Diarr. 44.

This district comprises the entire parish of St. Mary, Rotherhithe; the north and east, bounded by the river Thames, termed the Pool, and Limehouse Reach opposite to Shadwell, Ratcliff, Limehouse, and the Isle of Dogs; extends south to St. Paul's, Deptford; on the west bounded by St. James Bermondsey.

The greater part of the parish lies below Trinity high water mark, and is most populous on the river side; here the cholera epidemic was more severely felt than in any

other metropolitan district; 5 fatal cases are recorded in February, one in March, 10 occurred in June; in the month of July a considerable augmentation of mortality arose, viz., 138 deaths; in August 95; in September 97, and in October 6. The first case in June happened on the 8th, at Gomm-cottages, Lower-road, the daughter of a gentleman, aged 32 years, survived the attack 15 hours; the next death followed on the 16th, succeeded by another on the 24th, and it continued to spread with great rapidity to September 17th; after this period a decline was perceptible to October 16th, on which day the last fatal case was recorded. The greatest number of fatal attacks took place on the 2nd, 13th, and 25th July, and on the 2nd, 9th, and 10th of September. The inhabitants of the following streets and adjoining neighbourhoods suffered severely:

	Deaths from Cholera.			
	Total.	July.	August.	September.
Silver-street	13	13
Paradise-street and row .	13	2	8	3
Surrey-place	8	8
Lower Queen-street . . .	8	5	2	1
Charlotte-row and place .	18	13	1	4
Rotherhithe-street . . .	18	13	2	3
Dodd's-place	8	7	1	..
Adam-street	18	8	4	6
Church-street and passage	11	5	3	3
Swan-lane and Island . .	8	3	1	4
Globe-street	7	4	2	1
On board ships off Rother- hithe	10	4	5	1
John's-place	6	2	..	4
Neptune-street	5	1	2	2
Elephant-lane	7	4	3	..
Ram-alley	7	..	6	1
Hanover-street	10	1	3	6
Commercial Docks and ships	8	..	2	6

In the Workhouse there were registered 16 deaths from cholera and 2 from diarrhoea. The pauper inmates number about 230. In Silver-street, during the first 3 days of July, 7 deaths were referred to cholera, and at No. 6, 3 deaths occurred between the 1st and 6th July.

At No. 2 Gillam's-court, from the 24th to the 30th June (both inclusive), 4 adults of one family died of cholera; and at 27 Rotherhithe-street, a labourer's wife and 2 children were fatally attacked; likewise at No. 10 Globe-street, a carpenter and his 2 sons; also at No. 7 Dunn's-cottages, on August 15th, a labourer died in 12 hours, and his daughter in 6 hours, from the commencement of the attack.

172 males and 180 females died from cholera.

The annexed table represents the sexes, and the number who died of cholera at 3 periods of life:—

Age.	Deaths from Cholera.		
	Males.	Females	Total.
From birth to 15 years	67	55	122
15 to 60 years . . .	84	91	175
60 years & upwards .	21	34	55
Total	172	180	352

During the 3 months of July, August, and September, 330 deaths were registered from cholera, and but 174 from all other causes, and but one birth was registered to every 4 deaths. Diarrhoea was principally fatal to children; in 44 deaths, 29 were under the age of 3 years.

Mariners, shipwrights, lightermen, carpenters, cordwainers, labourers, &c., with their families, suffered from cholera; in many instances the termination of life was rapid, a few hours only intervening between the attack and death.

The following cases are selected from the Registrar's reports:—

"On August 12th, at 3 Cow-lane, son of labourer, cholera 4 days, typhoid 2 days. The house is very old; much crowded, being occupied by several poor families, in a filthy state."

"On August 11th, at 4 Cow-lane, daughter of labourer, cholera 18 hours. There were 2 deaths in this house in 2 days. It would be impossible to keep this house in a healthy state, from its extreme dilapidation. The father of the above died of cholera on the 10th."

"On August 11th, at 12 Baker's-ent's, a blacksmith, cholera 5 days. This house stands in a narrow alley, badly drained."

"On August 14th, at 8 Providence-place, China-hall, a labourer, cholera 9 days, typhoid 7 days. This house is surrounded with several filthy ditches."

"On August 14th, at 6 Mary-street, a labourer, cholera 12 hours. An open sewer at the back of this house."

"On August 19th, at 7 Globe-street, son of shipwright, cholera 7 days. An open sewer at the back."

"On August 21st, at 4 Riches'-row, Lower-road, daughter of labourer, aged 11 years, typhus 5 days, cholera 7 days. Several very filthy ditches near this house."

"On August 23rd, at 1 George-street, a lighterman, aged 43 years, cholera 3 days. Very filthy open ditch at the back."

"On August 24th, at 6 Albion-street, wife of coal-meter, aged 43 years, cholera 16 hours. An offensive open sewer at the back of this house, on which the small gardens of all the houses in Adam-street and Albion-street abut—about 60 houses."

"On August 25th, at 6 Pasfield's-rents, labourer, cholera 4 days. The house small, outlet at the back very confined; bad water, and no drainage."

"On September 4th, at 8 Spread Eagle-court, a widow, aged 34 years, cholera 9 hours. She sold fruit in the street. This house and the locality has everything in it and about it unfavourable to health."

"On September 2nd, at 2 Neptune-street, daughter of engineer, cholera 12 hours. Drainage very bad, with a large open sewer at the end of the street."

"On September 6th, at 7 Hanover-street, daughter of labourer, cholera 10 hours. Very old house, filled with lodgers, 4 and 5 families in each house. Very damp locality; bad supply of water, and an offensive ditch in the rear."

"At a house in Russell-street, situated by the side of a filthy drain, a labourer and 2 children died; also the nurse who attended on 2 of them."

"On September 19th, at 3 Charlotte-row, daughter of labourer, cholera 16 hours. There are 28 houses in Charlotte-row, and the deaths from cholera since July 1st have been 16."

KENT (PART OF).

35; I. GREENWICH; St. Paul, Deptford.—Pop. 18664.—Chol. 150; Diarr. 53.

Includes the parish of St. Paul, Deptford, and

Hatcham Manor in the county of Surrey; bounded on the east by the river Ravensbourne; on the west by the South London Cemetery and Peckham; on the north by Rotherhithe and the west part of the town of Deptford; extending south to Deptford-common, &c.

Cholera appeared on June 14th, at 43 Prince's-street; next case July 3rd, then on the 5th, 7th, &c. In this month, there were 27 deaths; August 44, September 72, and in October 6, the last 2 cases on the 10th, at Victory-street and Edward-street. During the first 9 days of September, 41 lives were lost by this fatal epidemic, which attained its height on the 5th, when 7 persons died; after the 22nd, cholera was nearly extinct. More than half the deaths from all causes during the months of July, August, and September arose from cholera and diarrhoea. In this period the deaths from all causes were 306, and the births 177, or 129 deaths more than births. Diarrhoea was very prevalent in July, August, and September; the deaths were 9, 12, and 21 respectively. Of the total number, 42 were under the age of 3 years, the remaining 11, adults. The proportion of the sexes were 32 males to 21 females, from diarrhoea; and from cholera, 67 males to 83 females. At No. 2 Clifton-road, the wife of a hammerman in the last stage of pregnancy, and her 12 children, died of cholera between the 3rd and 5th September; and at No. 1 Waterloo-place, on September 5th, the wife of a railway servant, near her confinement, and her son died of cholera on the same day. The epidemic was severely felt in the following streets, &c. :—

Creek-street,	Church-street and row,
Fish-street,	Giffin-street,
Cannon-street,	New King-street,
Mill-lane,	Laurie-grove,
Torr's-terrace,	&c.

One death from cholera was recorded on board a ship lying off in the river Thames.

The annexed cases are selected from the Registrar's reports :—

"On August 11th, at 11 Creek-street, widow of labourer, aged 74 years, cholera 12 hours. This place is in a low and unhealthy situation."

"On August 11th, at 18 Torr's-terrace, Lower Deptford-road, son of labourer, aged 7 years, cholera 23 hours. Near the boundary line dividing Rotherhithe from Deptford. Deceased's brother, aged 12 years, died of cholera in the same house, 10 hours after he was attacked, on August 8th. There has been a death from cholera at No. 3, and also at No. 12, in the same terrace."

"On September 13th, at 5 Agutter's-buildings, Mill-lane, daughter of labourer (deceased), aged 9 months, cholera 36 hours. The father of the child died of cholera on the day previous in the same house. The houses in Agutter's-buildings are built back to back, and consist of 2 rooms only, one above the other; no current of air passing through them, not having either back doors or windows."

"On September 22nd, at 36 Giffin-street, daughter of labourer, aged 14 months, cholera. This child's brother, aged 4 years, died of cholera on September 16th; and their mother, of the same disease, on September 13th: all in the same house, within 10 days."

35; 2. GREENWICH; *St. Nicholas, Deptford*.—Pop. 6953.—Chol. 35; Diarr. 14.

Comprises the entire parish of St. Nicholas, bounded on the north-east by the river Thames, extending from Deptford Creek to the north side of Deptford Dockyard; on the south-west, the parish of St. Paul, and west by Deptford Creek, &c.

Two fatal cases of cholera were recorded at the

Emigrant Depot, on January 30th, and one in H.M.S. Adventure, February 11th. After an interval of some months, the next case occurred July 11th, on board a ship lying off Deptford, followed by 2 deaths on the 14th, in New-street and Backfields. In July there were 9 deaths; August, 12; September, 9; and in October, 2; the last on the 7th, at 31 King-street. The epidemic was also fatal in Dock-street, Collier-street, Butcher-row, &c., &c.

A mother and daughter died of cholera, at No. 3 Czar-street, on July 22nd and 25th. Also a lighterman and his son, at the Stowage, August 3rd and 5th.

35; 3. GREENWICH; *Greenwich, West*. Pop. 16552.—Chol. 306; Diarr. 26.

Bounded on the west by Deptford Creek and the river Ravensbourne; north by the river Thames; east by Church-street and Greenwich Park; south by Blackheath-hill, &c.

The mortality from cholera was very considerable during the months of July, August, and September, viz., 57, 136, and 80 deaths respectively; and in the month of August 41 deaths from the epidemic were registered in the Devonshire Hospital Ship for Seamen, and 39 in September; likewise 13 deaths were recorded in the Dreadnought Hospital Ship for Seamen, in the early part of the year. Cholera appeared on June 5th, at No. 7 Railway-place; next case on the 7th, then the 8th, &c., and by the end of the month 11 deaths; in July the mortality increased, in August it extended rapidly after the 8th, and attained its maximum on the 15th; the epidemic prevailed with great virulence in the early part of September, during the first 10 days 41 persons were deprived of life, but towards the end of this month its severity nearly subsided; in October 9 deaths occurred, the last on the 10th.

		Deaths from Cholera.
Men at the age of 15 years to 45	.	138
Women	, ,	36

The greater number of male deaths is accounted for by the circumstance of 137 having died in the Dreadnought and Devonshire Hospital Ships for Seamen.

	Deaths from Cholera.	
	Dreadnought Hospital Ship for Seamen.	Devonshire Hospital Ship for Seamen.
January	1	..
February	9	..
March, April, and May	3	..
June	5	..
July	21	15
August	41
September	39
October	3

Dreadnought.	39	} 137
Devonshire	98	

In the Dreadnought Hospital Ship for Seamen of all Nations, where the patients number about 150; 39 deaths from cholera were recorded between January 1st and July 18th; about this time the sick were transferred to the Devonshire ship, where the next death occurred on July 20th; subsequently, by 10th October, 98 were registered from cholera, and on August 16th, 5 deaths took place. In the following localities the epidemic prevailed :—

Royal-hill,
Thames-street,
Delany's-court,
Coltman-street, build-
ings, &c.
Frederick-street,

Wood-wharf,
Horseferry-place and
road,
London-court,
Blucher's-buildings,
Thomas-yard, &c.

In a boat on the river Thames, lying off the town, a death from cholera took place on June 21st. On August 12th and 13th, in London-court, a coal-porter's wife and child died of cholera in the same house; also the 2 children of a waterman, at 26 Thames-street, on August 17th. At No. 16 Blucher's-buildings, the 2 children of a coal-porter died of cholera, the one in 13 and the other in 23 hours after the attack; and on September 5th and 6th, the wife of a waiter and her daughter, at No. 5 Rymer's-buildings. From September 3rd to the 12th, a drayman's wife and 2 children died of cholera, at No. 20 Coltman-street. The annexed cases are selected from the Registrar's reports:—

"On August 17th, in London-court, daughter of labourer, aged 9 years, cholera 3 days. Four persons died in the same house, and were members of 2 families, comprising 10 in number. The house contains but 3 rooms. Inmates very poor and dirty in their habits."

"On August 18th, in London-court, daughter of labourer, aged one year, cholera 2 days, secondary fever 3 days. This is the fifth death in the same house in 6 days."

"On August 29th, in London-court, wife of labourer, aged 34 years, cholera 5 days. The fifth death in the same house within 15 days."

"On September 22nd, at 2 Orange-court, son of hatter (deceased), cholera about 6 days. A brother of this child died on the same day of cholera, aged 21 years, in Carr's-court."

35; 4. GREENWICH; *Greenwich, East.* Pop. 13043.—Chol. 134; Diarr. 60.

Bounded on the west by Garden-street, Church-street, and Croom's-hill.

Eighty-five males and 49 females were registered during the year 1849, as having died of cholera; of this number 42 were pensioners in Greenwich Hospital.

After 27 deaths by diarrhoea, namely, 8 in the Union Workhouse, 16 in Greenwich Hospital, and 3 in other localities, cholera broke out on July 2nd, at Prospect-place. A waterman, aged 21 years, died in 9 hours after the attack; next case on the 4th, at Morden-wharf; by the end of this month 18 persons died, in August 47, in September 66, and in October 3; the last on the 13th, at Maberley's-court. In the last week of August and the first 14 days of September, the epidemic was at its height, and fatal to 77 persons; the greatest mortality was on September 8th and 14th, when on each of those days 7 deaths were recorded. In the 3 months of July, August, and September, the deaths registered from cholera and diarrhoea amounted to 162, and from all other causes of death 149; and in this period but 85 births against 311 deaths. The inhabitants in the following streets, &c., suffered from cholera:—

Prospect-place,
Tyler-street, and build-
ings,
Hatchliffe-street,
East-street and lane,
Lower Park-street,

Wellington-street,
Maberley's-court,
Green-street,
Spring-gardens,
Marsh-lane,
&c.

In the Union Workhouse the first fatal case of cholera July 16th, subsequently by September 26th, 15 persons died; the in-door paupers number about 1000, which include the poor who belong to the other districts in the Greenwich Union. Amongst the pensioners in the Royal Hospital, Greenwich, cholera was

very fatal; first case July 12th; from this period to October 3rd, 39 old seamen were deprived of life; in the majority of cases, but a few hours elapsed between the attack and death. The number of pensioners in the Royal Hospital number about 2600.

The following table shows the progress of cholera and diarrhoea in the above institutions:—

	Royal Hospital, Greenwich.		Greenwich Workhouse.	
	Chol.	Diarr.	Chol.	Diarr.
January	5	..	1
February	2
March	4
April	1	..	1
May	3	..	1
June	1	..	3
July	4	2	3	7
August	6	3	4	7
September	31	2	8	5
October	1	3
December	2
Total	42	26	15	27

The above number of deaths in the Royal Hospital includes the deaths by cholera of 2 nurses, and the wife of a Lieutenant, Royal Navy; the rest were pensioners, and, with the exception of 2, all above 60 years of age; in 9 days, from September 6th to the 14th, both inclusive, 23 died of the epidemic. The fatal cases of cholera in the Hospital and the Workhouse amounted to one-half of those registered in the district; 41 males and 19 females died of diarrhoea, of these, 7 were children and 53 adults, 26 of whom were pensioners.

The subjoined cases are selected from the Registrar's reports:—

"On August 17th, in Maberly's-court, daughter of shoemaker, aged 9 years, cholera 4 days. The informant stated that, a few nights ago, himself and family were awoken by a dreadful stench, which was found to proceed from the emptying of a privy adjoining his house. the soil of which was 6 or 7 feet deep; a hole was dug close by, where the soil was deposited. The deceased had inhaled the effluvia, and was seized with headache and sickness, with pain in bowels. Other branches of the family were attacked. Maberly's-court itself is a very dirty place."

"On July 17th, in Bennet-street, wife of waterman, aged 54 years, cholera 28 hours (*inquest*). This woman's son died of cholera in the same house, on July 2nd."

"On September 8th, in the Union workhouse, a labourer, aged 63 years, cholera 20 hours. This was one of the men engaged to perform the duty of coffining the dead, attending funerals, &c. He is supposed to have taken the cholera by getting into the hearse to assist in taking out a very offensive corpse for interment."

"During the quarter ending September 30th, the deaths exceeded the usual number by 130. The following are the deaths during the 3 months from 5 causes: cholera 130, diarrhoea 33, typhus 12, measles 2, and small-pox one. North side of the district, chiefly below high water mark and (Greenwich Hospital excepted) badly drained, 102 cholera, and 12 diarrhoea. South of the district, a rising ground and healthy, 28 cholera and 21 diarrhoea."

35; 5. GREENWICH; *Woolwich Dockyard*. Pop. 12418.—Chol. 35; Diarr. 26.

First death from cholera on July 13th, at 45 Church-street, a pork butcher, aged 33 years, died in 12 hours after the attack; next deaths on the 17th, 23rd, &c. The last fatal case, September 29th, at No. 16 Green-hill; 27 males and 8 females died of cholera; the disproportion of the sexes arose from the deaths in the Unité Hospital Ship for convicts; also the military, engineers, shipwrights, &c., living in this district, having suffered from the epidemic, residing principally in—

Kidd-street,	Green-street and hill,
Frances-street,	Artillery-place,
Warwick-street,	Church-street, &c.

A labourer's wife, aged 40 years, and her son, aged 9 years, died of cholera on September 9th and 11th, the woman in 8 hours and the boy within 9 hours after the attack. In the Royal Artillery Barracks, 4 children died of diarrhoea. In the Royal Marine Hospital, a stoker, aged 32 years, died of cholera, in 36 hours. In the Marine Infirmary, a labourer, aged 52 years, died of cholera in 12 hours. In the Royal Dock yard one death, and in ships lying off in the river 2 deaths from cholera. In the Unité Hospital Ship for convicts, one death from diarrhoea was registered in March, and 6 from cholera in August, between the 17th and 31st, both inclusive; 10 deaths from cholera had previously occurred in the Unité Convict Hospital Ship, from June 11th to July 23rd, which were registered by the Registrar of the Arsenal sub-district of Woolwich, the Unité being removed to moorings in this district after the 23rd; 4 adults died of diarrhoea; the rest were those of children under the age of 3 years.

35; 6. GREENWICH; *Woolwich Arsenal*. Pop. 13367.—Cholera 58; Diarrhoea 23.

Cholera was fatal in 18 hours in the Royal Ordnance Hospital on April 6th, to a gunner in the Royal Horse Artillery, aged 23 years; the next 9 cases were in the Unité Hospital Ship for convicts, namely, on June 11th, 13th, and 16th, and on July 2nd, 5th, and 7th, &c. Cholera then appeared at 20 Meeting House-lane, July 19th; the last case November 9th, at No. 15 Nightingale-vale.

In the first 21 days of September, 26 deaths were referred to cholera.

In the months of July, August, and September, nearly one-half the deaths arose from cholera and diarrhoea; in this period the births registered were 110, whilst the deaths were 144. 35 males and 23 females died of cholera; the excess of males is assigned to the mortality amongst the convicts in the Unité Hospital Ship. In the following localities cholera was prevalent, viz.—

High-street,	Meeting House-lane,
Union-street,	Powis-street,
Gough-yard,	Salutation-alley,
Surgeon-street,	&c.

On board a ship lying off the arsenal in the river Thames, one death occurred from cholera.

At No. 50 High-street, 5 persons died of cholera in 8 days, from August 21st to the 28th; and at No. 33 Union-street, a journeyman tailor and his wife died on September 1st and 3rd.

At No. 2 Gough-yard, The Gardens, on September 1st to 5th, 3 labourers died of the epidemic; 6 deaths from cholera were recorded in the Royal Ordnance Hospital, and one from diarrhoea. From June 11th to July 23rd (both inclusive), 10 convicts died of cholera in the Unité Hospital Ship; subsequently 6

deaths were registered by the Registrar of the Dock-yard sub-district, making together 16 cholera and one diarrhoea.

The following cases are selected from the Registrar's reports:—

"On August 12th, at 7 Warren-lane, wife of pensioner, aged 63 years, cholera 11 hours. This lane runs from High-street to the river Thames. The house is one of the lodging-houses occupied generally by the lowest class of tramps."

"On August 18th, at 106 High-street, an apprentice to shoemaker, aged 15 years, cholera 14 hours. In the immediate neighbourhood of this house there is a slaughterhouse and a tallow-melter's, both of which are complained of, especially the former, and particularly when the cesspool of filth is being cleared out."

"On August 28th, at 50 High-street, coal porter, aged 40 years, cholera 13 hours. This is the fifth death from cholera in this house; drainage much wanted."

"On September 12th, in the Royal Ordnance Hospital, gunner, Royal Artillery, aged 20 years, cholera 5 days, resided in Royal Artillery barracks. This is the second gunner who has died from cholera within 3 days; they were both on duty on the convict guard on the previous Saturday, and were brought into hospital from the Royal Arsenal."

"On September 14th, at 2 Spray's-buildings, a journeyman tailor, cholera 7 days. A very dirty, confined neighbourhood; no drainage. The principal part of the street is in Plumstead parish; the open gutters at times are exceedingly offensive."

"On September 12th, at 3 Mount-street, New-road, son of labourer, aged 6 years, cholera 11 hours."

"On September 13th, a sister of the above in the same house, cholera 8 hours."

"These make 3 deaths from cholera in 9 days in this house. There are 7 houses in the row, recently built, but mostly let in rooms. The house No. 3, contained 13 or 14 persons, in 5 rooms and a wash-house. Within half a rod at the back of these residences is a row of privies; the stench from them is very offensive, and behind them a number of low gardens in very damp condition; no drainage whatever."

36; 1. LEWISHAM; *Plumstead*. Pop. 5471.—Chol. 14; Diarr. 13.

First fatal case of cholera July 10th, and another on the 26th, both in Plumstead; the next on August 14th, in Mount-street, Charlton. The epidemic ceased on September 15th. Cholera and diarrhoea prevailed in the following streets:—

Mount-street, Charlton,	Thomas-street,
Church-lane,	Lower Burrage-place,
Spray's-buildings,	&c.

At No. 1 Mount-street, Charlton, the son of a smith, aged 10 years, died of cholera on August 14th, in 16 hours; on the 21st the mother was fatally attacked in the same house; and between September 13th and 15th, 2 adult persons died of cholera at 15 Upper Burrage-place, West Plumstead.

36; 2. LEWISHAM; *Eltham*. Pop. 2310.—Chol. 4; Diarr. 5.

First death from cholera August 23rd; the last on September 20th.

On September 10th, the wife of an ostler died of cholera; also on the 20th her daughter, aged 20 years.

On July 25th, the daughter of a merchant's clerk died of diarrhoea; subsequently her father, aged 32 years, died of cholera on August 23rd.

36; 3. LEWISHAM; *Lee*. Pop. 6938.—Chol. 35; Diarr. 13.

Cholera commenced on July 7th, at 4 King-street and 8 Regent-street; by the end of the month 8 persons died; in August, 20; and in September, 7; the last on the 14th at Phoenix-square, Blackheath. The deaths from cholera occurred chiefly in the following streets:—

King-street	12 deaths.
Regent-street	4 „
Essex-place	3 „
Bath-place, Blackheath	2 „
Dacre-street	6 „

At No. 18 Regent-street, on July 15th and 18th, on each of those days a death occurred from cholera; at No. 1 King-street, 2 deaths; at No. 4, 2 deaths; and at No. 10, one death from cholera and one from diarrhoea. At 32, Dacre-street, on August 26th, the 2 children of a labourer died of cholera; also at No. 31, the widow and a son of a policeman; and at No. 30, on September 7th, the wife of a bricklayer, aged 30 years.

The Registrar states that the above neighbourhoods are densely populated, badly drained, and badly supplied with water, the privies, in many cases, overflowing.

36; 4. LEWISHAM; *Village*. Pop. 5380.—Chol. 38; Diarr. 22.

NOTE.—Where the number of Inmates of Public Institutions in London is mentioned, it has been taken from a return made to the Registrar General on March 31, 1850.

In the Union Workhouse, Lewisham, the first death from cholera occurred on June 24th; next the 26th, at Homes Dale. In July there were 17 deaths; in August, 8; and in September, 11; the last on the 30th. The deaths from cholera in the workhouse numbered 11, from diarrhoea, 8; the in-door poor number about 240. The following localities suffered from cholera, viz.:—

Hanover-street,	Botany-bay,
North-row,	Loam Pit-vale,
Stratford-place,	Price's-row, &c.

The Registrar states that, "Price's-row and Botany-bay are situated where about 3000 of the working classes reside—localities badly ventilated, and no drainage."

On July 22nd and 23rd, at No. 7, North-row, one death from cholera and one from diarrhoea occurred in the same family; and at No. 8 Hanover-street, 2 deaths from cholera took place.

36; 5. LEWISHAM; *Sydenham*. Pop. 2915.—Chol. 5; Diarr. 1.

Cholera was fatal on July 11th at Park-hill, the next 3 cases were members of the same family, residing in Wells-road, and who died in two days, namely, July 15th and 16th. The other death occurred at Sydenham, August 31st.

II. SOUTH EASTERN DIVISION.

I. SURREY (PART OF).

37; 1. EPSOM; *Carshalton*. Pop. 5809.—Chol. 5; Diarr. 7.—The first death from cholera in this sub-district took place at Carshalton, February 11th, a labourer's wife, aged 45; the second at Banstead, July 25th. 2 cases were recorded at Sutton, August 20th and 23rd; and another at Carshalton August 28th.

37; 2. —; *Epsom*. Pop. 6157.—Chol. 6; Diarr. 3.—Of the 5 parishes in this sub-district, Epsom alone was visited fatally by the epidemic. Three persons died from cholera there in July (first case, an upholder, aged 33, on the 18th), one in August, and 2 in September.

37; 3. —; *Leatherhead*. Pop. 5282.—Chol. 0; Diarr. 0.—The Registrar, in his return for the quarter ending September 30th, remarks:—"The whole of the sub-district is very healthy. No death in Leatherhead, with a population of nearly 2000, has taken place since the 5th May, except those of 2 seven-months children. I think much is owing to the activity of the sanatory committee in this place. Every house has been examined, and dunghills removed, drains laid down, and water-closets moved to a distance from the dwellings."

38; 1. CHERTSEY; *Walton*. Pop. 3601.—Chol. 0; Diarr. 1.

38; 2. —; *Chertsey*. Pop. 6352.—Chol. 35; Diarr. 3.—Cholera appeared in this sub-district in August, and continued to prevail from the 8th of that month (when the first death, a labourer aged 60, occurred at New Haw) until September 16th. In Guildford-street, Chertsey, 13 persons died; at Abbey Green 15, and at New Haw 3. The disease in some cases proved fatal to more than one person in a family; the deaths of a shoemaker, his wife, and 2 children were recorded.

38; 3. —; *Chobham*. Pop. 4975.—Chol. 1;

Diarr. 2.—This death from cholera took place at Chobham, August 17th, a butcher, aged 53.

39; 1. GUILDFORD; *Woking*. Pop. 4563.—Chol. 2; Diarr. 0.—Both deaths occurred in Wopledon parish, viz.—August 3rd, a labourer's son aged 16; and October 20th, a dissenting minister, after 16 hours' illness.

39; 2. —; *Ripley*. Pop. 2333.—Chol. 1; Diarr. 2.—The death from cholera took place at Send, July 4th, a labourer, after an attack of 14 hours' duration. The Registrar states that this person was a casual inmate of the workhouse.

39; 3. —; *Albury*. Pop. 4349.—Chol. 1; Diarr. 2.—The case of cholera occurred at Albury, April 27th, a labourer.

39; 4. —; *Guildford*. Pop. 6815.—Chol. 5; Diarr. 5.—The first death from cholera occurred June 9th, a shipowner, aged 70; followed by that of a bargeman on July 21st. 3 cases in August. One death from diarrhoea at the Union workhouse.

39; 5. —; *Godalming*. Pop. 5021.—Chol. 3; Diarr. 2.—The 3 cases of cholera occurred in Godalming parish, viz., on July 20th, a bargeman; October 10th, a railway labourer; and October 14th, a tanner's wife.

40; 1. FARNHAM; *Frimley*. Pop. 2220.—Chol. 0; Diarr. 3.

40; 2. —; *Farnham*. Pop. 8438.—Chol. 6; Diarr. 12.—The first case recorded as cholera occurred June 24th in Frensham parish, an infant, after an attack of 5 days' duration; the other deaths took place in Farnham parish September 2nd, and October 10th, 13th, 18th, and 19th. The Registrar, in his return for the quarter ending September 30th, remarks, "My sub-district is at present very healthy, which is more than could be hoped, considering the bad drainage of some parts of our town, and the thousands of strangers of the poorest class who come to it during the hop-picking."

41; 1. FARNBOROUGH; *Farnborough*. Pop. 4187.—Chol. 0; Diarr. 2.

41; 2. —; *Headley*. Pop. 2937.—Chol. 0; Diarr. 2.

42; 1. HAMBLETON; *Witley*. Pop. 5952.—Chol. 0; Diarr. 4.—All children.

42; 2. —; *Cranley*. Pop. 6859.—Chol. 0; Diarr. 2.—One of these deaths from diarrhoea was that of a hawker, after an attack of only 24 hours' duration, at Womersley, September 5th.

43; 1. DORKING; *Capel*. Pop. 3972.—Chol. 2; Diarr. 4.—One case of cholera occurred in Capel, February 1st, a child of the relieving officer, after 24 hours' attack; and the other at Wotton, a railway labourer, July 19th.

43; 2. —; *Dorking*. Pop. 7006.—Chol. 2; Diarr. 1.—Both deaths from cholera took place in Dorking, June 25th and July 1st, labourers.

44; 1. REIGATE; *Reigate*. Pop. 8094.—Chol. 6; Diarr. 2.—First death from cholera, July 18th, in the workhouse, a labourer, attacked 12 hours (*inquest*). In August, 3 fatal cases occurred in Reigate Foreign, and one in Headley. Last case, September 13th, in Reigate borough, a labourer, after 2 days' illness.

44; 2. —; *Horley*. Pop. 6234.—Chol. 2; Diarr. 2. The deaths from cholera occurred at Horley, on July 31st, in a farmer; and at Chartwood, on August 2nd, in a labourer.

45; 1. GODSTONE; *Godstone*. Pop. 11459.—Chol. 5; Diarr. 1.—3 cases of cholera (*inquests*) in the Union workhouse, Bletchingly, on July 21st, 23rd, and August 1st. The other two took place at Bletchingly, on August 26th, and at Chelsham 3 days later.

46; 1. CROYDON; *Croydon*. Pop. 18867.—Chol. 66; Diarr. 37.—The epidemic appeared in this sub-district in July, but did not prevail to any serious extent until the last week in August, from which time to the middle of September it was exceedingly fatal. The first case of cholera occurred on July 13th, in the Waterman's Asylum, Penge. In Barrack Field, 13 persons died; on Croydon Common 11; and 17 in the Union workhouse. 7 deaths took place on one day, August 27th. At Pitlake 4 persons in one family (the wife and 3 children of a sawyer), and a painter and his wife, died from cholera. Last case, on October 10th, in Church-street Croydon. The Registrar stated, in his return for the quarter ending September 30th, that the part of the sub-district situated in the immediate vicinity of the gas-works has been entirely free from the epidemic.

46; 2. —; *Mitcham*. Pop. 8853.—Chol. 28; Diarr. 6.—A death from cholera occurred in Mordon parish, on June 18th, a calico-printer, aged 68. Second case on July 16th, a tailor's wife, after an attack of 9 hours. In August, 3 cases were recorded in the Causeway, Mitcham, one at Wallington, and one at Rush in Merton parish. In the latter place cholera proved fatal to 12 persons in September; 3 persons died at Common-side. Last case, on October 3rd, in Swaine's Lane, Mitcham.

47; 1. KINGSTON; *Wimbledon*. Pop. 2630.—Chol. 4; Diarr. 2.—The deaths from cholera in this sub-district (which is continuous with Wimbledon parish) occurred as follows:—on July 27th, a female aged 47, after 12 hours' illness; August 17th, a gardener, 33, attacked about 12 hours; August 30th, an ostler, 70, and his wife, 72, died on the following day.

47; 2. —; *Kingston*. Pop. 9992.—Chol. 22; Diarr. 18.—Two deaths from cholera occurred in January at the Union workhouse, labourer's children, aged 8, and 10 years, both after attacks of about 16

hours' duration. The second visitation of the epidemic commenced in July. Several cases occurred in Kingston: and at Canbury cholera proved fatal to 7 persons within a few days. Four more deaths took place in the workhouse. Last case, September 11th, a fisherman, in Back Lane.

47; 3. KINGSTON; *Esher*. Pop. 5443.—Chol. 4; Diarr. 5.—Cholera appeared in this sub-district as well as in the last at the beginning of the year, a labourer, aged 74, having died after 24 hours' illness at Thames Ditton, January 30th. The subsequent cases occurred at Esher, August 31, a gardener's wife aged 47; at Thames Ditton, September 2nd, a labourer's wife; and at Long Ditton on the same day, a female, aged 26, attacked only 5 hours.

47; 4. —; *Hampton*. Pop. 5910.—Chol. 2; Diarr. 1.—Both cases of cholera occurred in Hampton parish, September 16th, a labourer's wife, aged 33, after an attack of 48 hours' duration, and September 26th, a shoemaker, aged 86, attacked 19 hours.

48; 1. RICHMOND; *Richmond*. Pop. 9319.—Chol. 26; Diarr. 9.—Cholera first proved fatal in this sub-district on July 18th, to a merchant, aged 43, on Richmond-hill; 2 other cases were recorded in the same month, 13 in August, and 11 in September. Water-lane furnished 5 cases, and the workhouse one. A waterman died from cholera in a barge on the river Thames.

48; 2. —; *Mortlake*. Pop. 4239. Chol. 22; Diarr. 4.—The epidemic appeared in this sub-district nearly at the same time as in Richmond. A death from cholera (the first) occurred July 15th in Princes-court, Mortlake (a labourer's widow, aged 70); and a second at Barnes, 12 days later. In August 16 persons died (including a carpenter and his 3 children in Sheen-lane), and 4 in September. The deaths from diarrhoea were those of infants. The Registrar remarks in his return for the quarter ending September 30th, "The deaths are more than treble the average, there being more than 20 from Asiatic cholera; these cases have arisen principally from defective drainage, deficient ventilation, overcrowded habitations, and intemperance."

2. KENT (PART OF).

49; 1. BROMLEY; *Bromley*. Pop. 9401.—Chol. 3; Diarr. 4.—2 cases of cholera terminated fatally at Bromley on the same day, August 5th, viz., a labourer, aged 30, and a gardener, aged 52. The other case, also that of a labourer, occurred at Keston, August 26th.

49; 2. —; *Chislehurst*. Pop. 6676.—Chol. 7; Diarr. 9.—A fatal case of cholera occurred at Chislehurst, February 1st, a farmer, aged 72. A second case was recorded in June, a baker's widow, after 18 hours' illness, at Chislehurst. In August a death from cholera took place in the workhouse, Farnborough, and a second in September. St. Paul's Cray, St. Mary Cray, North Cray, and Foot's Cray, each furnished one case. Of the 9 deaths from diarrhoea, 7 were those of children.

50; 1. DARTFORD; *Bexley*. Pop. 9000.—Chol. 46; Diarr. 12.—A case described as cholera terminated fatally in Bexley, January 14th, but the disease did not become prevalent in the sub-district until the end of June, when a seaman, aged 43, died from cholera at Erith, after an attack of 12 hours. Another seaman and a waterman's wife died at Erith in July. Cholera prevailed in Crayford from the end of July to the second week of September, and proved fatal to 35 persons in that parish. At Bexley 3 cases were recorded, and at Erith 6 of diarrhoea and 7 of cholera.

50; 2. DARTFORD; *Dartford*. Pop. 11059.—Chol. 58; Diarr. 3.—The epidemic became fatal in this sub-district July 11th, when a baker's wife died at 30 Hall's-place, Waterside, after being attacked 8 hours. An engineer, attacked 6 hours, died on the following day in Water-lane. Cholera continued prevalent until October 26th; 17 deaths took place in the Union workhouse, 20 at Waterside, 3 at Greenhithe, and 2 on board vessels lying in the Thames off the latter place. At Dartford 6 persons died in one family, viz., a labourer, his wife, and 4 children.

50; 3. —; *Farningham*. Pop. 5307.—Chol. 13; Diarr. 4.—The first cases of cholera in this sub-district occurred in Farningham, July 18th, 19th, and 20th, labourers' children. No others were recorded until the middle of August, when 2 deaths took place in Eynsford. 5 persons subsequently died at Horton, 2 at Eynsford, and one at Hartley.

51; 1. GRAVESEND; *Gravesend*. Pop. 15670.—Chol. 196; Diarr. 38.—The death of a Custom-house officer, from Asiatic cholera, on board the revenue schooner stationed off Milton, was registered at the end of March. No other case was recorded until June, when another Custom-house officer died at 5 Terrace-street, on the 15th, and on the 29th a hardwareman, aged 26. The Registrar states, in reference to these cases, "neither originated in the town; the officer was attacked on board a vessel near London Bridge, and the other in London, after partaking of a crab for supper; the latter came to Gravesend with diarrhoea." Cholera prevailed in the district throughout July, August, and September. In the month of August it was most fatal; the deaths from the 9th and 27th of that month (17 days) numbered no less than 84 from cholera and 6 from diarrhoea. The last case of cholera occurred October 31st, in John's-court. 26 persons died on board vessels lying off Gravesend; 34 in the workhouses; 9 in Passengers-court; and 8 in Kempthorne-street, including 4 in one house, No. 14. The Registrar, in his return for the quarter ending September 30th, remarks:—"The mortality for the last 3 months has been unprecedented in modern experience. Cholera has prevailed in the same and similar localities as those that were severely visited with fever in the September quarter of last year. There are no available common sewers, and the sanitary state of the town must be inevitably bad; the whole of the surface and underground drainage falls into rudely constructed cess-pools."

52; 1. NORTH AYLESFORD; *Northfleet*. Pop. 7210.—Chol. 32; Diarr. 12.—The first death from cholera recorded in this sub-district took place July 9th, on board a vessel off Northfleet—a mariner attacked 5 hours. Second case, July 18th, a fisherman at Northfleet, where 29 persons subsequently died from the epidemic. A few cases were recorded in other parishes of the sub-district, viz., Chalk, Shorne, and Cobham. The last case was that of a shipwright's daughter at Northfleet, October 14th.

52; 2. —; *Strood*. Pop. 7466.—Chol. 41; Diarr. 4.—A death from cholera, the first recorded in the North Aylesford district, took place June 20th, in High-street, Strood—a shoemaker's widow, aged 65. No other cases occurred until July 22nd, when a labourer's widow and son died at Cliffe, in which parish 9 deaths were subsequently registered. 7 persons died from cholera in the Union workhouse, 6 in High-street, and 4 in Church-street, Strood. Last case September 11th, on Strood-hill.

53; 1. HOO; *Hoo*. Pop. 2794.—Chol. 7; Diarr. 3. A female, described as a "harvester," died from cholera at Hoo, July 28th, after an attack of 13 hours. The epidemic was not again fatal in the district until

September 6th, when a death took place at Stoke, followed by 5 others (including 3 from diarrhoea) in that parish, a second in Hoo, and one each in All-hallows and St. Mary.

54; 1. MEDWAY; *Rochester*. Pop. 14587.—Chol. 49; Diarr. 13.—2 deaths from cholera (the first in this sub-district) took place on July 30th, at Fort Pitt, both soldiers' wives. The epidemic was prevalent during the whole of August, and, in a lesser degree, in September. It was not fatal after October 3rd. Amongst the deaths recorded were those of 6 persons in Ordnance-place, 5 in part of High-street, and 5 soldiers at Fort Pitt.

54; 2. —; *Gillingham*. Pop. 23029.—Chol. 78; Diarr. 49.—A case of cholera was recorded January 29th—a shoemaker's daughter, aged 5, near High-street, Chatham. The next case occurred June 16th, at Grange—a fisherman's son (*inquest*). In July after 8 deaths from diarrhoea, 2 from cholera were recorded on the 28th and 30th in the Union workhouse. During August and September 74 persons died from cholera, and 26 from diarrhoea. 14 fatal cases took place in the workhouse, 10 at Gad's Hill, 10 in Jefferys-place, and 7 (marines) in Melville Hospital.

55; 1. MALLING; *Aylesford*. Pop. 5576.—Chol. 5; Diarr. 2.—The first death from cholera in the Malling district took place July 18th, at East Malling, in this sub-district—a labourer, aged 57, after 48 hours' illness. The other 4 cases occurred in Aylesford, August 11th (2), 12th, and September 6th—all labourers.

55; 2. —; *East Peckham*. Pop. 7071.—Chol. 6; Diarr. 10.—After several fatal cases of diarrhoea had been recorded, a death from cholera took place in the workhouse, on August 7th, a blacksmith, aged 70, after 13 hours' illness. The next deaths occurred in West Malling, Sept. 2nd and 7th; followed by one in West Peckham, a second in the workhouse, and one (the last in the sub-district) in East Peckham, September 19th, a labourer's widow, aged 55.

55; 3. —; *Wrotham*. Pop. 5286.—Chol. 8; Diarr. 6.—First death from cholera, July 24th, in Wrotham, a labourer's daughter. Five other deaths in the same parish were recorded, one in Ightham, and one (the last in the Malling district, October 11th, a farmer, aged 56) in Trotterscliffe.

56; 1. SEVENOAKS; *Shoreham*. Pop. 5176.—Chol. 2; Diarr. 1.—The deaths from cholera occurred at Otford, July 22nd, a farmer's wife, aged 57, after an attack of 20 hours; and at Shoreham, Aug. 14th, a labourer's wife, aged 32, ill 17 hours.

56; 2. —; *Sevenoaks*. Pop. 9607.—Chol. 3; Diarr. 4.—The three deaths from cholera occurred as follows:—at Sevenoaks, July 5th, a draper's widow, aged 85; at the Union workhouse, July 30, a labourer, 49; and at Riverhead, September 6th, a labourer's daughter, aged 6.

56; 3. —; *Penshurst*. Pop. 7426.—Chol. 0; Diarr. 1.—An infant.

57; 1. TUNBRIDGE; *Tunbridge Wells*. Pop. 10768.—Chol. 4; Diarr. 14.—The first death from cholera recorded in this sub-district occurred August 13th, a flyman, aged 41, attacked 12 hours; second case, September 3rd, a labourer's widow, aged 75—both in Tunbridge parish. The other two deaths were those of a schoolmaster and his wife at Southborough, September 20th and 22nd; of the latter cases the Registrar, in his report for the quarter ending September 30th, remarks, "These persons had returned from Dover only 2 days before they were attacked, and slept in their house, which stands under trees

in a damp situation: the house had been closed for a fortnight."

In a former return, the Registrar states "Sanitary arrangements have been strictly attended to since the passing of the Nuisance Removal Act, and the dwellings of the poor much improved by proper drainage, &c."

57; 2. **TUNBRIDGE**; *Tunbridge*. Pop. 8266.—Chol. 15; Diarr. 7.—A case of cholera terminated fatally in Tunbridge, August 14th, a bargeman, aged 38, after 6 hours' illness. On August 26th, two deaths occurred, and from September 1st to 16th, 7 other persons died in Tunbridge, 3 in Hadlow, and 2 in Capel parish.

57; 3. —; *Brenchley*. Pop. 4783.—Chol. 0; Diarr. 0.—The Registrar remarks in his return for the quarter ending September, "The deaths are much below the average of the last twelvemonth, in consequence of the disappearance of the several epidemics, and I believe also in consequence of the employment in the open air of a large portion of the population in hop-picking."

58; 1. **MAIDSTONE**; *Yalding*. Pop. 4204.—Chol. 5; Diarr. 5.—First death from cholera, on September 8th, at Yalding, a labourer's wife, aged 50; second case, in the same parish, two days later. A third occurred in Yalding, September 15th, and on the same day the epidemic proved fatal in Teston and Nettlestead parishes to two labourers.

58; 2. —; *Marden*. Pop. 4629.—Chol. 11; Diarr. 5.—Three persons died from cholera in Marden parish, the first on August 9th, a labourer, aged 49. The other cases occurred in the Union workhouse, Linton, the last being that of a female, aged 82, Sept. 22nd.

58; 3. —; *Loose*. Pop. 5453.—Chol. 44; Diarr. 6.—A case of cholera was recorded at East Farleigh, August 5th, a labourer aged 74, attacked 30 hours; the next case occurred at Barming, Sept. 7th. Eight days later the epidemic broke out with much virulence amongst the hop-pickers at East Farleigh, and was subsequently confined to that parish. It proved fatal to 3 persons there on September 15th, to no less than 11 on the 16th, to 6 on the 17th, and to 16 in the following 5 days. The last case occurred Sept. 30th. The Registrar states that the mortality from cholera in the sub-district was, "with two or three exceptions, confined to the vagrants, chiefly Irish, who came into the parish of East Farleigh to obtain employment in picking hops."

58; 4. —; *West Maidstone*. Pop. 8817.—Chol. 26; Diarr. 26.—The first death from cholera in this sub-district took place July 5th, in Market-buildings, a pipemaker, aged 31, after 10 hours' illness (*inquest*). The next cases recorded were on July 25th, and two following days. None occurred from August 3rd to 12th, but in the 6 days following 10 persons died. Last cases, 2 females in the hospital, Mill-street, September 28th, diarrhoea prevailed during the same period, chiefly amongst children. Six persons died from cholera in Bristow's-yard, Upper Stone-street.

58; 5. —; *East Maidstone*. Pop. 9207.—Chol. 12; Diarr. 14.—A case of cholera, the first recorded in the Maidstone district, occurred in Astley-street, July 2nd, a female, aged 32, after 6 hours' illness. No other case until August 2nd, when a gentleman, aged 72, died at Albion-place. Six deaths occurred in August, 6 in September, and 2 (the daughters of a brazier, in Stone-street) October 3rd and 8th—of the 14 deaths from diarrhoea, 10 took place in September.

59; 1. **HOLLINGBOURN**; *Hollingbourn*. Pop.

4666.—Chol. 0; Diarr. 6.—Two females, aged 86 and 73, and 4 children under one year. Three cases in the Union workhouse.

59; 2. **HOLLINGBOURN**; *Lenham*. Pop. 3932.—Chol. 0; Diarr. 3.—Children under one year. Scarlet-fever and measles prevailed in the quarter ending September 30th.

59; 3. —; *Headcorn*. Pop. 5221.—Chol. 10; Diarr. 4.—Cholera was fatal in Headcorn parish, August 22nd, (a farmer, aged 66, after 12 hours' attack) on September 4th (2 cases), and September 5th; in Sutton-Valence, where the second case in the sub-district occurred, August 31; and in Chart-next-Sutton-Valence, September 23rd and 27th (2 cases), October 3rd and 5th. The 4 cases of diarrhoea occurred in September.

60; 1. **CRANBROOK**; *Cranbrook*. Pop. 6394.—Chol. 0; Diarr. 4.—Two of these cases occurred at the Union workhouse in January, females, aged 67 and 7, ill 6 and 7 days respectively.

60; 2. —; *Hawkhurst*. Pop. 6769.—Chol. 0; Diarr. 4.—All in Goudhurst parish; ages 4, 86 (an agricultural labourer, "diarrhoea and want of proper nourishment"), 47, and 45.

61; 1. **TENTERDEN**; *Rolvenden*. Pop. 4526.—Chol. 0; Diarr. 4.—One case of diarrhoea in Rolvenden, that of a farmer's daughter, aged 3, was fatal after an attack of only 19 hours' duration, September 15th.

61; 2. —; *Tenterden*. Pop. 6473.—Chol. 2; Diarr. 8.—Both cases of cholera occurred in Woodchurch, viz., a female servant, aged 18, May 17th; and a soldier's widow, 49, May 21st, both attacked about 24 hours. Three cases of diarrhoea in the Union workhouse, Tenterden, and 3 in other parts of that parish.

62; 1. **WEST ASHFORD**; *Calehill*. Pop. 5455.—Chol. 9; Diarr. 4.—The whole of the deaths from cholera, with one exception, took place in the Union workhouse, Westwell, between August 13th and September 1st; 5 were labourers, and the others females, aged 10, 11, 12. The excepted case occurred in Smarden parish, August 25th, a hawker's wife, aged 26.

62; 2. —; *Ashford*. Pop. 5874.—Chol. 1; Diarr. 4.—The case of cholera occurred September 4th, in Marsh-lane, Ashford, a brewer's widow, aged 49, attacked 14 hours.

63; 1. **EAST ASHFORD**; *Aldington*. Pop. 2489.—Chol. 2; Diarr. 1.—The first case of cholera (upon which an inquest was held) occurred in Ruckinge parish, January 26th, a female, aged 30; the other case was that of an infant, in Orlestone parish, September 15th.

63; 2. —; *Brabourne*. Pop. 3074.—Chol. 3; Diarr. 2.—The cases of cholera occurred April 17th, at Bircholt, a labourer's child, at Brabourne May 1st, also a child; and in the workhouse, Willsborough, August 15th, a sailor, attacked 16 hours.

63; 3. —; *Wye*. Pop. 5967.—Chol. 1; Diarr. 6.—The case of cholera occurred at Chilham, September 9th, a labourer's wife, aged 35 (*inquest*); the deaths from diarrhoea, with one exception, took place in the same parish.

64; 1. **BRIDGE**; *Chartham*. Pop. 4850.—Chol. 4; Diarr. 2.—The whole of these cases occurred in Westgate Without. First case of cholera, July 17th, a tailor, aged 47; followed by the deaths of 2 children of a labourer, July 19th; last case, July 23rd. Inquests were held on the 4 cases of cholera.

64; 2. —; *Barham*. Pop. 6131.—Chol. 1; Diarr. 7.—The case of cholera occurred at Womenswold, April 25th, and terminated fatally in 30 hours.

The Registrar states that the deceased person, a labourer, aged 36, lived in the highest situation in the sub-district, near Barham-downs. Three cases of diarrhoea (aged persons) in the Union workhouse, Bridge, on September 15th and 17th, were recorded.

65; 1. CANTERBURY; *Canterbury*. Pop. 15003.—Chol. 37; Diarr. 13.—The first case of cholera recorded in Canterbury occurred July 20th, in St. Mildred parish, a labourer, aged 61 (*inquest*). On the following day a bricklayer's son died, and two persons on the 26th; of six cases in August, 2 occurred in the workhouse, and 2 in Ruttington-street, where 3 persons died from diarrhoea. In September, a bricklayer, and 4 children of a cork-cutter, died from cholera in White-horse-lane. The epidemic appeared in Burgate-lane in the first week of October, and proved fatal to 6 persons there, viz., a bricklayer (*inquest*), his wife and 2 children, a nurse, and another person on the 3rd and 4th. Last case, October 14th, in the workhouse, a single woman, aged 40.

66; 1. BLEAN; *Sturry*. Pop. 5879.—Chol. 8; Diarr. 4.—Two deaths from cholera, the first in the sub-district, occurred on July 25, labourers, aged 48 and 63 (*inquests*), in St. Stephens. Two other persons died in the same parish, August 19th and September 21st. In Blean, 2 cases were recorded; in Staplegate, one; and in Archbishop's-palace, one.

66; 2. —; *Herne*. Pop. 4424.—Chol. 13; Diarr. 2.—A death from cholera took place July 9th, in the Union workhouse, Herne; a mariner, aged 40 (*inquest*). No other cases until September 13th, when a fisherman died at Herne Bay. Seven other deaths from cholera, and 2 from diarrhoea, took place at Herne Bay; 3 in other parts of Herne parish, and one at Upstreet, Chisleth. Four cases were investigated by coroner's inquest.

66; 3. —; *Whitstable*. Pop. 3484.—Chol. 2; Diarr. 3.—Two cases of cholera occurred at Whitstable, viz., a mariner's wife, aged 26, Aug. 6th; and a carrier, aged 32, Aug. 12th (*inquests*). The diarrhoea cases were recorded in September, ages 16, 3, and one years.

67; 1. FAVERSHAM; *Boughton*. Pop. 4869.—Chol. 2; Diarr. 4.—The first case of cholera occurred at Boughton, Sept. 21st, a hosier from London, aged 30; the second at Felling, Oct. 1st, a child, aged 19 months. There were three deaths of children from diarrhoea in the Ashford Road, Sheldwich.

67; 2. —; *Faversham*. Pop. 6960.—Chol. 9; Diarr. 7.—The first death from cholera in this sub-district took place July 23rd, in the Ospringe-road, a cutler's wife, aged 28; the next, in the workhouse, three days later; followed by 4 in Tanner-street, 2 on July the 31st. The other cases occurred in Davington, August 8th; in Abbey-street, a mariner, September 10th; and in Tanner-street, a brickmaker, October 8th. Five cases of diarrhoea in September.

67; 3. —; *Teynham*. Pop. 4085.—Chol. 5; Diarr. 1.—A mariner died from cholera in Teynham parish, June 7th, after 16 hours' illness. The second case occurred in Eastling, July 22nd, a labourer, aged 25; and the remaining three in Doddington, viz., two children of labourers on August 14th; and a labourer's daughter 2 days later.

68; 1. MILTON; *Milton*. Pop. 11492.—Chol. 68; Diarr. 16.—Cholera broke out in the parish of Rainham in this district at the end of May, and proved fatal to 9 persons there, the first deaths being those of a widow aged 61, attacked 24 hours, and a child aged 4, ill 8 hours. No case was recorded in Rainham after June 7th. The next deaths from

cholera were at Sittingbourne, July 3rd (a barge-man's wife) and 5th. The first case at Milton occurred in the Union workhouse, July 7th, a labourer's wife, aged 72. From this time the epidemic became very fatal in the district, more especially at Milton and in the workhouse, in which institution 17 persons died in July (including 3 on the 14th and 4 on the next day) and 4 in August. The disease was at its height between July 10th and 20th; 32 deaths took place in the 11 days. Last case, September 20th, in Milton, a dredgerman, aged 70, ill 48 hours.

69; 1. SHEPPEY; *Minster*. Pop. 9318.—Chol. 53; Diarr. 17.—The first death from cholera in this sub-district took place July 24th, in the Union workhouse, Minster, a labourer, aged 24, after an attack of 24 hours' duration. Second case, July 30th, a rigger in Spring Garden-passage, Mile Town, Sheerness. After an interval of 6 days the epidemic became very fatal, both in Blue Town and Mile Town, Sheerness, and prevailed during August and part of September. The last case occurred September 23rd in King's Head-alley, Blue Town, a mariner. Seven persons died in High-street and 6 in King-street, Blue Town; 8 in High-street, Mile Town. Diarrhoea was fatal chiefly amongst children under 2 years of age.

69; 2. —; *Eastchurch*. Pop. 1540.—Chol. 1; Diarr. 0.—This case occurred at Eastchurch, July 22nd, a labourer, aged 23 (*inquest*).

70; 1. THANET; *Minster*. Pop. 3835.—Chol. 17; Diarr. 2.—First case of cholera at Sarre, July 23rd, a female servant. The whole of the subsequent cases occurred in the Union workhouse, Minster, where the first person to whom the epidemic proved fatal was a nurse, aged 64, on July 27th. On each of the three days following a case occurred, and on July 31st, 4 paupers died. Last case, September 1st, a blacksmith, aged 24.

70; 2. —; *Margate*. Pop. 11050.—Chol. 113; Diarr. 19.—Four deaths from cholera occurred in January at the Chateau Belle-vue or the "Wilderness," an institution for farmed paupers; first case, January 8th, a pauper from Newington, after an attack of 11 hours; 2 paupers from Greenwich died on the 11th, and another on the 23rd. The subsequent visitation of the epidemic commenced July 19th with the death of a mariner after an attack of 13 hours' duration, the disease having been taken, according to the certificate of the medical attendant, "in London, on the River Thames." Another mariner died July 21st at No. 7 King-street, in which house a second case occurred 5 days later. No other deaths from cholera were recorded until August 5th, when a mariner died in Pump-lane. From August 13th (on which day 4 persons died) to Sept. 14th, 83 deaths from the epidemic took place. The parts of Margate in which the chief mortality occurred were:—High-street, 16 deaths; King-street, 9 (3 in one house, No. 7); Lansells-place, 7 (4 in No. 8); in the Sea-bathing Infirmary, 9; Kidman's-row, 5; Dixon's-yard, 5. A gentleman and his wife died at 18 Upper Marine-terrace, August 13th. Last case, October 6th, in Prospect-place.

The Registrar in his return for the quarter ending September 30th, remarks:—"The increase in deaths is very great, and fully two-thirds more than usual, arising from cholera. The number of sick visitors and others frequenting the place this summer has been unusually large, and to this circumstance must the excess of mortality from the epidemic to a great extent be due."

70; 3. —; *Ramsgate*. Pop. 16581.—Chol. 73;

Diarr. 36.—The first case of cholera which terminated fatally in Ramsgate occurred July 14th, at the "Admiral Napier" beer-shop, a plumber's son, aged 10. Five days later the second death took place in Camden-square, a victualler, after an attack of 8 hours' duration. The next two cases occurred at Camden House, July 21st. The epidemic became more fatal after the first week in August, and was at its height about the same time as in Margate, but the mortality from cholera was less. Diarrhœa broke out with great virulence in certain parts of Ramsgate; on August 9th and 10th, no less than 6 children died from it in Portland-court (3 in one house No. 10), and two in Portland-place. Cholera was subsequently very fatal in both of these places, 7 deaths having occurred in Portland-court (one at No. 10), and 3 in Portland-place. The following localities also suffered from the epidemic:—Brunswick-place, 8 deaths (3 at No. 11); Salem-place, 6 (3 at No. 3); Little Addington, 6. Five persons died at Broadstairs, including a cooper, his wife, and child, in Harbour-street. The last case at Ramsgate was that of a carrier at Albert Cottage, King-street, October 11th, his wife and child had died a few days before.

71; 1. *EASTRY*; *Sandwich*. Pop. 8749.—Chol. 4; Diarr. 12.—Two deaths from cholera (those of a labourer, aged 63, and a labourer's wife, aged 26) occurred in January at the Union workhouse, Eastry; a third in the Richborough-road, Woodnesborough, June 7th; and the remaining case in Strand-street, Sandwich, September 29th, a gardener, aged 66. The cases of diarrhœa were, with two exceptions, those of persons in middle and advanced life.

71; 2. —; *Wingham*. Pop. 3005.—Chol. 0; Diarr. 2.—Infants under one year.

71; 3. —; *Eythorn*. Pop. 2099.—Chol. 0; Diarr. 0.

71; 4. —; *Deal*. Pop. 10068.—Chol. 3; Diarr. 10.—Of the three fatal cases of cholera at Deal, 2 occurred in Ark-lane, the first on July 24th, a seaman's wife, aged 24, ill 20 hours, and the other a male, aged 30, September 4th; and one at No. 14 Beach-street, a seaman, aged 22. The deaths from diarrhœa took place chiefly in the autumnal months, 6 were those of children under 5 years.

72; 1. *DOVER*; *St. James*. Pop. 8626.—Chol. 23; Diarr. 9.—Cholera became fatal in this sub-district, August 3rd, on which day two deaths took place in Colbran-street, Charlton, viz., a widow, aged 72, and a labourer's son, aged 11, after attacks of 12 and 16 hours' duration. The next case occurred August 8th, on board a vessel, viz., a master mariner who was ill 10 hours; two other cases were recorded in August, in Peter-street, and High-street Charlton. In the first week of September, 5 deaths took place at Commercial Quay, including those of 4 children of a police constable; subsequently, the epidemic was chiefly fatal in Paper-alley, Charlton, where 11 persons died in a few days, more than one death in a family having occurred in three instances. Last case, October 9th.

72; 2. —; *St. Mary*. Pop. 10159.—Chol. 48; Diarr. 11. The epidemic broke out in this sub-district at the end of July. The first cases were 4 in one family, that of a stone-mason, between July 31st and August 4th in Stroud-lane, the average duration of the attacks being less than 10 hours. A mariner died in the harbour August 5th; no other case for 7 days. During the last 10 days of August, however, and in September, the epidemic proved fatal to 41 persons. The localities chiefly affected were:

Seven-Star-street, 8 deaths; Beach-street, 7; Middle-row, 7; Spring-place, 5. Last case, October 8th, in Hawkesbury-street, a labourer's wife.

72; 3. *DOVER*; *Hougham*. Pop. 5738.—Chol. 23; Diarr. 10.—Cholera was not fatal in this sub-district until several days after cases had been recorded in St. James and St. Mary sub-districts. First case August 13th, in Hougham, a baker, aged 49; a second case occurred in the same parish, August 24th. A few days later the epidemic broke out in the Military Barracks, Western Heights, and proved fatal to a Lieutenant, R.A., an army surgeon, and 6 soldiers, a mortality the more remarkable as no deaths were recorded in the barracks at Dover Castle, on the opposite heights. Twelve persons died from cholera in Buckland parish. Last case, a female, aged 70, October 13th. Four deaths from diarrhœa in the Union workhouse.

73; 1. *ELHAM*; *Folkestone*. Pop. 5737.—Chol. 1; Diarr. 5.—The case of cholera, the only one recorded in the Elham district, comprising the towns of Folkestone and Hythe, with 19 parishes, occurred August 26th, at No. 8 Grove-terrace, a painter, aged 19. It is stated that this person had been suffering from diarrhœa for a week, but had totally neglected it; the case terminated fatally 18 hours after it had assumed a choleraic form. Of the diarrhœa cases, two were those of infants. About 500 convicts were located in the parish of Cheriton in this sub-district.

73; 2. —; *Elham*. Pop. 3995.—Chol. 0; Diarr. 3.—Two deaths from diarrhœa in the Union workhouse (adults) and one, an infant, at Lyminge.

73; 3. —; *Hythe*. Pop. 4930.—Chol. 0; Diarr. 7. Of these cases, 5 were children under 3 years of age.

74; 1. *ROMNEY MARSH*; *New Romney*. Pop. 2587.—Chol. 1; Diarr. 3.—The death from cholera, the only case reported in this extensive marshy district, comprising 19 parishes, occurred at New Romney, September 6th, a labourer's daughter, aged 15, after an attack of 24 hours' duration.

74; 2. —; *Lydd*. Pop. 2613.—Chol. 0; Diarr. 0.

3. SUSSEX.

75; 1. *RYE*; *Rye*. Pop. 6049.—Chol. 7. Diarr. 2.—The whole of these deaths took place at Rye. The first fatal case of cholera was recorded in August, a labourer's wife, aged 52; the second, Sept. 12th, a mendicant female, aged 35. The other 5 cases also occurred in Sept., the last on the 27th, viz., a carrier's daughter, aged 30, whose mother, aged 61, and brother, aged 21, had died from cholera a few days before.

75; 2. —; *Beckley*. Pop. 5743.—Chol. 1; Diarr. 4.—The fatal case of cholera which occurred at Brede, Sept. 16th, was that of an Irish woman engaged at hop-picking.

76; 1. *HASTINGS*; *Ore*. Pop. 3047.—Chol. 2; Diarr. 11.—The whole of these deaths took place in the Union workhouse, Ore; cholera proved fatal to a railway labourer, aged 26, on September 21st, and to a boy, aged 13, the son of a traveller, October 9th. Of the 11 cases of diarrhœa 8 were those of children under 2 years.

76; 2. —; *All Saints*. Pop. 6028.—Chol. 26; Diarr. 9.—After 3 deaths from diarrhœa (attacks of short duration) in July a fatal case of cholera occurred on the 26th, in the tap-room of a beer-shop: a fisherman's widow, aged 45, after 13 hours' illness (*inquest*). On July 29th, a case terminated fatally, in Britt's-lane, after 11 hours' attack, a

labourer's wife aged 37; and on the following day a railway labourer died in Lavender's House. 8 cases were recorded in August, 12 in September, and 5 in October, the last being that of a fisherman's child, on the 9th, at Meadow's Cottages.

76; 3. **HASTINGS; St. Mary in the Castle.** Pop. 5761; Chol. 23; Diarr. 8.—The first fatal case of cholera occurred July 8th, at Undercliff, St. Mary's, a single woman, after 8 hours' attack, preceded by diarrhoea 6 hours. The next case, that of a "navvie," aged 25, occurred July 29th, near the Roman Catholic Grounds, a part of the sub-district in which several other deaths took place. Cholera proved fatal to 7 persons in August, 11 in September, and 3 in October; amongst its victims were 6 railway labourers.

77; 1. **BATTLE; Bexhill.** Pop. 4083.—Chol. 2; Diarr. 1.—Both cases of cholera occurred at Westfield: the former on August 7th, a railway labourer, aged 42 (*inquest*); and the latter on September 8th, a labourer, aged 50, after 20 hours' illness.

77; 2. —; **Echurst.** Pop. 2717.—Chol. 0; Diarr. 1.—An infant, aged 10 months.

77; 3. —; **Battle.** Pop. 5236.—Chol. 1; Diarr. 3.—The death from cholera took place at Battle, September 8th, a butcher's widow, aged 58, after 2 days' illness.

78; 1. **EASTBOURNE; Westham.** Pop. 2555.—Chol. 0; Diarr. 0.

78; 2. —; **Eastbourne.** Pop. 5395.—Chol. 2; Diarr. 1.—Both cases of cholera occurred at Eastbourne, the first on September 2nd, a labourer's wife, aged 59, after 15 hours' attack, and the other 5 days' later, a female, aged 8, attacked 20 hours.

79; 1. **HAILSHAM; Hailsham.** Pop. 5761.—Cholera 3; Diarr. 0.—A travelling tinker, aged 60, died from cholera, at Herstmonceux, September 8th, and his wife 2 days after. The third case was that of a schoolmistress, at Hailsham, September 20th.

79; 2. —; **Hellingly.** Pop. 6672.—Chol. 0; Diarr. 7.—Three children and 4 adults.

80; 1. **TICEHURST; Ticehurst.** Pop. 4558.—Chol. 1; Diarr. 8.—The case of cholera which terminated fatally, after 3 days' illness, was recorded in February, a child aged 4. Three deaths from diarrhoea occurred in the Union workhouse.

80; 2. —; **Salehurst.** Pop. 3296.—Chol. 0; Diarr. 0.

80; 3. —; **Wadhurst.** Pop. 4063.—Chol. 7; Diarr. 7.—With one exception, the deaths from cholera took place in Wadhurst parish. The first case was that of a blacksmith, aged 30, 14 hours after being attacked, August 31st; followed by those of 4 railway labourers.

80; 4. —; **Frant.** Pop. 2280.—Chol. 3; Diarr. 2.—The cases of cholera in this sub-district, which is co-extensive with the parish of Frant, were those of railway labourers, two of whom died, September 15th (one from starvation and cholera), and the other on the following day. Of these cases the Registrar says: two were those of railway labourers wandering in a state of destitution; the other from neglected diarrhoea.

81; 1. **UCKFIELD; Rotherfield.** Pop. 5979.—Chol. 3; Diarr. 5.—Two cases of cholera proved fatal at Rotherfield, viz., on July 9th, a labourer's daughter, aged 7 (*inquest*), and another child two days after. The third case occurred at Mayfield, October 12th, a labourer, aged 46, after 48 hours' illness. One of the deaths returned as diarrhoea was from "exhaustion, caused by excessive purging and vomiting, 18 hours" (*inquest*).

81; 2. **UCKFIELD; Framfield.** Pop. 3106.—Chol. 0; Diarr. 1.—An infant.

81; 3. —; **Isfield.** Pop. 2289.—Chol. 0; Diarr. 2.—Persons aged 87 and 33.

81; 4. —; **Maresfield.** Pop. 5067.—Chol. 0; Diarr. 1.—A female aged 69.

82; 1. **EAST GRINSTEAD; Withyham.** Pop. 3210; Chol. 1; Diarr. 3.—The case of cholera occurred at Withyham, August 23rd, a painter's wife, aged 45 (*inquest*).

82; 2. —; **East Grinstead.** Pop. 5452.—Chol. 0; Diarr. 0.

82; 3. —; **Worth.** Pop. 3967.—Chol. 0; Diarr. 1.—An infant.

83; 1. **CUCKFIELD; Lindfield.** Pop. 5035.—Chol. 2; Diarr. 1.—Both deaths from cholera took place at Linfield, that of a shoemaker, aged 39, on September 11th, after an attack of 12 hours' duration; and a labourer's wife, 57, three days later.

83; 2. —; **Cuckfield.** Pop. 6386.—Chol. 1; Diarr. 3.—The case of cholera was that of a labourer, aged 84, at Cowfold, December 4th.

83; 3. —; **Hurstpierpoint.** Pop. 5711.—Chol. 14; Diarr. 5.—The whole of the deaths from cholera took place at Pyecombe (one of 7 parishes forming the sub-district) where the epidemic broke out with great malignancy in June. Its first victims were three children, of labourers, on the 20th, and a fourth on the 22nd. Four cases terminated fatally on August 1st, and 2 on the following day; a shepherd died on the 6th, and his widow on the 10th. The recorded duration of attack was in some instances remarkably short—4, 5, and 6 hours—7 hours being the average.

84; 1. **LEWES; Ditchling.** Pop. 3437.—Chol. 1; Diarr. 1.—The case of cholera was that of a traveller, aged 70, at Street, September 7th, about 10 hours after being attacked.

84; 2. —; **Chailey.** Pop. 4372.—Chol. 0; Diarr. 0.

84; 3. —; **Lewes.** Pop. 9845.—Chol. 1; Diarr. 11.—The death from cholera in this sub-district was that of a carpenter, aged 75, in Spring-gardens, Southover, September 25th. Of the 11 fatal cases of diarrhoea, 7 were those of infants, and 4 of aged persons; 8 occurred in September and October.

84; 4. —; **West Firle.** Pop. 2529.—Chol. 0; Diarr. 1.—A child, aged 8 months.

84; 5. —; **Newhaven.** Pop. 2238.—Chol. 0; Diarr. 6.—Including 4 infants.

84; 6. —; **Rottingdean.** Pop. 2395.—Chol. 0; Diarr. 2.—Both infants.

85; 1. **BRIGHTON; Kemp Town.** Pop. 9453.—Chol. 30; Diarr. 20.—Cholera became fatal in this sub-district at the beginning of August; some weeks, however, after cases had been recorded in the other sub-districts of Brighton. The first death was that of a female, aged 40, at No. 30 Camelford-street; the next a bricklayer, aged 91, August 16th. Five other cases were recorded in August, and the rest in September, the last being on the 25th. Six persons died in Lavender-street (2 at No. 28), 5 in Lodge-buildings, and 3 in Little James'-street.

85; 2. —; **St. Peter.** Pop. 20606.—Chol. 128; Diarr. 38.—The epidemic broke out in this sub-district about the middle of June, the first fatal case of cholera being that of a tailor's daughter, at No. 53 Bread-street, followed by two deaths in Vine Cottages a few days after. From this period it became extremely prevalent; 14 cases terminated fatally in July, 17 in August, 81 in September, and 6 in October. Its greatest intensity was from the

1st to the 19th of September; on the 7th 11 persons died, and 8 on the following day. The last case, a female aged 32, occurred in John-street, October 19th; 31 deaths took place in the workhouse, 7 in Woburn-place (3 at one house, No. 108), 5 in Nottingham-street (3 at No. 62), 5 in Albion-street, 4 in Nelson-street (2 at No. 23), 2 at No. 27 New Dorset-street, 2 at No. 87 Edward-street, &c. The Registrar observes in reference to one of the early cases—that of a fisherman, who died at the Brighton Hospital, on the 28th of June—that the deceased was “from Greenwich, and was taken ill about 12 miles off the coast, being brought on shore in a moribund state.”

85; 3. BRIGHTON; *The Palace*. Pop. 16602.—Chol. 36; Diarr. 28.—The first death from cholera in this sub-district took place June 26th, at No. 29 Artillery-street, a child, aged 5, after 31 hours' illness. The next case was that of a fisherman's daughter, June 30th. The epidemic proved fatal to 10 persons in July, 10 in August, 12 in September, and 2 in October, the last case being that of a railway engineer, in King-street, October 10th. In Suffolk-place 5 persons died (3 at No. 31), 4 in Little Russell-court, and others in Great and Little Russell-street, Russell-square, Clarence-street, West-street, &c.

86; 1. STEYNING; *Shoreham*. Pop. 8526.—Chol. 22; Diarr. 9.—The master of a smack, aged 40, died from cholera in Shoreham Harbour, June 7th, after an attack of 7 hours' duration. No other case was recorded until August 17th, when a labourer's wife, aged 62, was fatally attacked in New Shoreham. Several other deaths took place there in August and September, including 4 in Surrey-street, and 5 (including a mother and 3 children) in White Lion-street. Three persons died in Southwick, one at Sompthing, and one in the Union workhouse.

86; 2. —; *Steyning*. Pop. 5827.—Chol. 2; Diarr. 0.—Both cases occurred at Steyning—a cabinetmaker's wife, aged 50, after 14 hours' attack, September 1st, and a female servant, attacked 12 hours, September 7th.

87; 1. HORSHAM; *South Horsham*. Pop. 4228.—Cholera 2; Diarr. 2.—The cases of cholera were those of a carpenter, aged 67, after 20 hours' illness, August 3rd, and a labourer's child, 11 months, September 7th, both at West Grinstead.

87; 2. —; *North Horsham*.—Pop. 9172.—Chol. 2; Diarr. 7.—The first death from cholera was that of a child, aged 2, after 14 hours' attack, at Bishoprick, Horsham, August 16th (*inquest*); and the other a labourer's son, aged 9, in North-street, Horsham, September 3rd.

88; 1. PETWORTH; *Billingshurst*. Pop. 4343.—Chol. 0; Diarr. 0.

88; 2. —; *Petworth*. Pop. 5337.—Chol. 1; Diarr. 0.

89; 1. THAKEHAM; *Pulborough*. Pop. 3651.—Chol. 4; Diarr. 2.—A case of cholera terminated fatally after 7 hours' attack at Hardham, August 28th, a miller's wife, aged 55. The other cases occurred at Pulborough in September, an ostler and two children. Premonitory diarrhœa was recorded in each case.

89; 2. —; *Washington*. Pop. 4114.—Chol. 0; Diarr. 1.

90; 1. WORTHING; *Broadwater*. Pop. 7069.—Chol. 1; Diarr. 4.—The case of cholera was that of a wheelwright, aged 63, at West Tarring, August 26th.

90; 2. —; *Littlehampton*. Pop. 6463.—Chol. 1; Diarr. 1.—The case of cholera occurred

at Leominster, September 12th, a carpenter's wife, aged 54, after 24 hours' illness.

90; 3. WORTHING; *Arundel*. Pop. 4036.—Chol. 6; Diarr. 2.—The whole of these deaths took place in Arundel, the other 7 parishes in the sub-district having escaped the fatal effects of the epidemic. The first case was that of a labourer's wife, aged 52, after 12 hours' attack, June 24th; the next that of a woodman in Maltravers-street, 6 days afterwards. Two cases (those of a brother and sister) occurred in Ship-yard on July 6th, and on August 2nd a hawk died in the same place.

91; 1. WESTHAMPTON; *Manhood*. Pop. 3519.—Chol. 1; Diarr. 0.—This case, which occurred at Selsey, August 15th, was that of a labourer, aged 73.

91; 2. —; *Wyke*. Pop. 2820.—Chol. 0; Diarr. 3.—All persons upwards of 70 years of age.

91; 3. —; *Yapton*. Pop. 2351.—Chol. 0; Diarr. 0.

91; 4. —; *Boxgrove*. Pop. 3530.—Chol. 2; Diarr. 8.—With one exception, the whole of these deaths occurred in the workhouse, Westhampton. The first case of cholera was that of a labourer, aged 67, in the workhouse, August 12th; the other a blacksmith, aged 46, at Oving, August 17th.

91; 5. —; *Singleton*. Pop. 1937.—Chol. 1; Diarr. 2.—The case of cholera occurred at Midlavant, August 25th, a toll collector, aged 69.

92; 1. CHICHESTER; *Sutton*. Pop. 3618.—Chol. 0; Diarr. 0.

92; 2. —; *Chichester*. Pop. 8512.—Chol. 11; Diarr. 27.—The first fatal case of cholera in Chichester was that of a sailor's wife, aged 26, at the Pest House, July 21st, after 5 days' illness. No other case was recorded until August 6th, when a labourer, aged 55, died in High-street, followed by 3 on one day, August 12. Five persons died from cholera in September, and one in October in various parts of the sub-district. Diarrhœa was fatal to children and aged persons.

92; 3. —; *South Bersted*. Pop. 2490.—Chol. 1; Diarr. 2.—The case of cholera occurred at Bognor, July 9th, a labourer, aged 62 (*inquest*).

93; 1. MIDHURST; *Midhurst*. Pop. 5696.—Chol. 0; Diarr. 3.—Two children and a female, aged 55 (at the workhouse).

93; 2. —; *Fernhurst*. Pop. 2859.—Chol. 0; Diarr. 1.—An infant.

93; 3. —; *Harting*. Pop. 4770.—Chol. 1; Diarr. 5.—The case of cholera was that of a butcher, aged 22, at Rogate, October 4th.

94; 1. WESTBOURNE; *Funtington*. Pop. 3032.—Chol. 0; Diarr. 2.—Two children (brother and sister), August 14th and 18th, at Funtington.

94; 2. —; *Westbourne*. Pop. 3637.—Chol. 2; Diarr. 5.—The first case of cholera was that of an agricultural labourer, aged 66, on August 20th, at Chickens-lane, Bosham, where his son had died from “bowel complaint” two days before. The other death took place at the Hermitage, Westbourne, August 26th, a gentleman, aged 62. The Registrar states, respecting these cases, that one was of English and the other of malignant cholera.

4. HAMPSHIRE.

95; 1. HAVANT; *Havant*. Pop. 6643.—Chol. 3; Diarr. 5.—The first case of cholera recorded in this sub-district was that of a mariner, at Havant, August 8th; the second, also that of a mariner, occurred at Emsworth, August 19th; and the remaining case (a bricklayer, aged 67), in the latter parish, September 12th.

96; 1. PORTSEA ISLAND; *Kingston*. Pop. 12170.—Chol. 188; Diarr. 31.—Several deaths from diarrhoea took place in April. The first recorded case of cholera occurred June 3rd, in Fountain-street, a rope-maker, aged 64, after 4 days' illness. No other case was fatal until July 4th, at which time the epidemic broke out with great violence. It continued to prevail during July, August, and part of September, suddenly ceasing to be fatal from the 21st of that month until October 3rd, after which only 7 cases occurred. The period of its greatest intensity was from July 9th to 31st. 104 persons died in the 23 days. At the Union workhouse, 43 deaths from cholera took place, 5 on one day, July 29th, and the mortality in Fountain-street and Nance's-row was very great. The Registrar refers to the latter places in the following terms:—

"I beg to call attention to two localities in my district; the first a place called Fountain-street, which has the main sewer of the parish passing longitudinally under it. During the wet season of last winter the sewer was blown, and the whole place became for a time inundated with its contents. The inhabitants, who are poor, were obliged to wade through an average depth of 14 inches of foul refuse. It was in this low, ill-drained, and ill-ventilated place the dire disease first appeared (on the 3rd of June last, being the first case in the Union), and afterwards continued to make its greatest ravages. The second is a place known as Nance's-row, situated in an open field containing about 20 houses, the inmates being very poor and numerous. At the south end there is a junction of the four parish water-courses of about 6 feet deep, where a vast accumulation of foul stagnant matter becomes formed, and at this spot the cholera in its most fatal and malignant form first appeared, and 22 fell victims in the 7 southern houses, and, strange as it may seem, not a single case occurred in any of the others."

96; 2. —; *Portsea Town*. Pop. 14768.—Chol. 99; Diarr. 25.—The first death from cholera in this sub-district took place on board H.M.S. *Topaz*, in Portsmouth Harbour, July 2nd, a carpenter, R.N. Second case, a smith's wife, July 7th, in Unicorn-street. The epidemic prevailed until October 5th, being at its height in the middle of July. Seven persons died in Catherine-row (4 in one house, No. 8); 7 in White's-row; 4 in Runwell's-court (3 at No. 7); and 4 in Unicorn-street.

96; 3. —; *Portsmouth Town*. Pop. 2893.—Chol. 114; Diarr. 18.—The first case of cholera recorded in this sub-district occurred in East-street, July 6th, a mariner's son, aged 4. Two deaths, one in the same street, took place on the following day; and between July 14th and 21st, cholera proved fatal to 39 persons. The localities which chiefly suffered were Prospect-row, where 13 deaths occurred (3 in each of the houses, Nos. 21 and 22); East-street, 9 deaths; West-street, 8 deaths. The Registrar, in his report for the quarter ending September 30th, thus adverted to the measures taken to arrest the progress of the epidemic:—

"The visitation commenced in this district about the 7th July: As soon as the character of the disease was fully known, the local Boards met, and unanimously agreed to throw aside all consideration of expense, and adopt every plan in their power to stay the ravages of this frightful disorder; and I may venture to assert, that to their energy and promptitude we may attribute the fact that in the early stage of the disease it succumbed to the remedies applied, and, where it had established itself, it was alleviated as far as human means could go."

96; 4. PORTSEA ISLAND; *Landport*. Pop. 17227.—Chol. 167; Diarr. 54.—The epidemic broke out in Landport as well as in the two foregoing sub-districts, in the first week of July. The first fatal cases occurred July 5th, viz., 2 at Landport, the wife and child of a seaman, and one at Victoria-terrace, Kingston. Cholera prevailed during July, August, and September, being most intense in the week ending July 19th, during which no less than 65 persons fell victims to its attacks. Several instances of mortality in the same families are presented in the registers:—A shoemaker, aged 43, and 3 of his children, died on July 14th; and another child, two days later, all at No. 1 Hyde-street. A mariner, his wife, and 2 children, at No. 50 Montague-street; the wife and 2 children of a pensioner, in Brunswick-street, where 7 other deaths occurred.

97; 1. ALVERSTOKE; *Alverstoke*. Pop. 13510.—Chol. 126; Diarr. 20.—Cholera had been fatal in Gosport at the close of 1848, and a case was recorded, with several deaths from diarrhoea, in February. On June 30th, the child of a soldier died of "cholera infantum," but no other cases were recorded until July 6th, on which day, almost simultaneously with the outbreak at Portsmouth, 4 cases occurred in the sub-district, viz., a driver of flies, at Alverstoke; a naval pensioner, and a rope-maker's wife, at Gosport; and a warder on board the Invalid ship for Convicts, in Portsmouth Harbour. As at Portsmouth, the greatest mortality occurred in the second and third weeks of July; 81 deaths were recorded in that month, 17 in August, and 22 in September. Last case, October 6th. In Haslar Hospital, 13 deaths took place, and 18 (chiefly convicts) on board the Invalid receiving ships in Portsmouth Harbour.

98; 1. FAREHAM; *Fareham*. Pop. 9271.—Chol. 9; Diarr. 9.—The first death from cholera took place at the gas-works, Fareham, July 5th, the manager of the works, aged 62. No other case occurred until July 19th, when a female, aged 33, died at a lodging-house in Fareham, after an attack of 7 hours. Of the 18 deaths, 12 took place at Fareham.

98; 2. —; *Titchfield*. Pop. 5328.—Chol. 2; Diarr. 5.—After 3 cases, described as spasmodic diarrhoea, one at Hook, August 19th, and 2 at Sarisbury, September 4th and 9th. A death from cholera was recorded at the latter place, September 11th, a labourer's wife, aged 49, and another on the same day, at Warsash.

99; 1. ISLE OF WIGHT; *Cowes*. Pop. 7665.—Chol. 21; Diarr. 10.—The first death from cholera in the Cowes sub-district was that of a sweep's son, aged 3, after 3 days' illness, in Cross-street, West Cowes, July 4th; another death took place in the same street, July 11th, a mariner's daughter; and a third (the brother of the first child) 2 days after. The 3 next cases were in Whippingham parish, 2 being in Cross-lane, where other deaths were subsequently recorded. Last case, November 2nd, at No. 25 Cross-street, West Cowes. Of the 31 deaths from cholera and diarrhoea, 15 took place at West Cowes, 6 at East Cowes, 9 in Whippingham parish, and one at Parkhurst Prison.

99; 2. —; *Newport*. Pop. 12067.—Chol. 70; Diarr. 15.—A female, aged 50, died from cholera, after an attack of 4 days' duration, March 28th, at Nodehill, Newport. No other case recorded until July 10th, when an attorney's clerk died at the House of Industry, Carisbrooke parish. The next death took place, July 14th, in Tontine-yard, Newport, and from that period to the first week in Sep-

tember the epidemic was very fatal in the sub-district. 18 deaths occurred in the House of Industry, 13 in other parts of Carisbrooke parish, 5 in Arretton parish, and the rest chiefly in Newport, including 8 in Pyle-street.

99; 3. ISLE OF WIGHT; *Ryde*. Pop. 11795.—Chol. 55; Diarr. 9.—The epidemic appeared in Ryde nearly at the same time as in the Cowes sub-district. First case, July 8th, a fisherman, after diarrhoea 6 days and cholera one day. On July 11th, two deaths occurred, and on the 12th and 13th, each three. Cholera prevailed in Ryde until August 15th, after which day only one case (on September 17th) was recorded. Two persons (a labourer and his wife) died in Oakfield-street, St. Helen's, 2 in Binstead, and 8 (including 3 children of a cabinetmaker, whose father died also of cholera in the infirmary) in Union-road, Ryde. No cases were recorded in Shanklin, Brading, or Yaverland parishes.

99; 4. —; *Godshill*. Pop. 5990.—Chol. 4; Diarr. 1.—First case, July 28th, in Whitwell parish, a labourer's son, aged 5. The other cases occurred in September, viz., on the 4th at Blackgang, a draper's wife; on the 8th, at Berryl, a yeoman's wife; and on the 22nd, at Chale, a carpenter.

99; 5. —; *Calbourne*. Pop. 5033.—Chol. 2; Diarr. 1.—The cases of cholera were as follows:—At Wellon, Shalfleet, July 30th, a labourer, aged 71, after 16 hours' attack; and at Yarmouth, August 4th, also a labourer, attacked 12 hours. Scarletina prevailed in this sub-district throughout the quarter ending September 30th.

100; 1. LYMINGTON; *Lymington*. Pop. 7629.—Chol. 0; Diarr. 6.

100; 2. —; *Milford*. Pop. 3849.—Chol. 0; Diarr. 2.—One of these cases, which occurred at Pennington, September 25th, was described as "vomiting and diarrhoea."

101; 1. CHRISTCHURCH; *Christchurch*. Pop. 7838.—Chol. 0; Diarr. 0.

102; 1. RINGWOOD; *Ringwood*. Pop. 5305.—Chol. 0; Diarr. 2.—The Registrar observes in his return for the quarter ending September 30th, "The deaths are considerably below the average, which no doubt may be attributed to the exertions of the Board of Guardians and their clerk, in causing nuisances to be removed, drains cleansed, and, in many instances, covered over. There has been no case of cholera."

103; 1. FORDINGBRIDGE; *Fordingbridge*. Pop. 6705.—Chol. 9; Diarr. 1.—First recorded case of cholera, July 20th, in Martin parish—a farmer aged 28; followed by 7 deaths in Fordingbridge, 2 being in the Union workhouse. The last case occurred at Martin, September 8th. 7 males and 2 females, all adults, died from cholera.

104; 1. NEW FOREST; *Lyndhurst*. Pop. 3483.—Chol. 0; Diarr. 3.

104; 2. —; *Fawley*. Pop. 4358.—Chol. 2; Diarr. 6.—Two deaths from diarrhoea took place at Fawley, in July, after short attacks, and on August 30th, a labourer's son died of cholera, 3 hours. The second case occurred at Hardley, September 8th.

104; 3. —; *Eling*. Pop. 5404.—Chol. 4; Diarr. 7.—First case of cholera July 8th, in Biddles-alne, Eling, a carpenter, 62. The other cases occurred in the same parish, including two at Longdown.

105; 1. SOUTHAMPTON; *Southampton*. Pop. 27103.—Chol. 240; Diarr. 53.—The first death from cholera in Southampton was that of a painter's wife, aged 36, after 12 hours' attack, June 30th. The next case occurred July 2nd, and followed by 4 on the 3rd. The epidemic became very prevalent from this

time; 11 persons died on July 12th, and on several subsequent days it proved fatal to 7 or 8 persons, after attacks frequently of a few hours' duration. In July 115 deaths from cholera were recorded; in August, 104. The epidemic began to abate towards the end of the latter month, only 20 cases occurred in September, 6 being on one day, the 6th. 2 persons died September 21st, after which day cholera ceased to be fatal in the district. More than one death occurred in the same house in several instances. At No. 16 Northam-street, the wife and 2 children of a butcher; at No. 3 Queen-street, a stonemason and daughter; at No. 3 Winchester-terrace, a porter and wife.

106; 1. SOUTH STONEHAM; *St. Mary Extra*. Pop. 2746.—Chol. 14; Diarr. 5.—A death from cholera took place at Hamble, July 5th, a fishdealer's wife, aged 70. The other 13 cases occurred at Itchen (a village on the river of that name), where 2 persons died on July 23rd, and the rest between that day and August 19th. 9 deaths were in the families of fishermen.

106; 2. —; *South Stoneham*. Pop. 4667.—Chol. 8; Diarr. 7.—The first case was that of a blacksmith's wife, aged 37, at Botley, May 24th; the second occurred on June 29th, in the Union workhouse, where another death from cholera, and 2 from diarrhoea, took place.

106; 3. —; *Milbrook*. Pop. 5280.—Chol. 12; Diarr. 11.—The 12 deaths from cholera, and 10 of the deaths from diarrhoea took place at Milbrook. First case July 11, a female aged 20—one death on the following day and 2 on the 13th. The last recorded case occurred after an interval of 21 days, on September 19th.

107; 1. ROMSEY; *Romsey*. Pop. 6305.—Chol. 13; Diarr. 8.—The first death from cholera in the Romsey district took place July 6th, in Banning-street, Romsey Extra, a shoemaker's son, aged 7 (*inquest*): 8 deaths were subsequently recorded in the same street. There were 11 deaths from cholera in July and 2 in August, 8 having occurred in Romsey Extra and 5 in Romsey Infra.

107; 2. —; *Mitchelmersh*. Pop. 4083.—Chol. 2; Diarr. 4.—Both deaths from cholera took place in East Dean on the same day, August 10th, labourer's widows, aged 70 and 30 respectively.

108; 1. STOCKBRIDGE; *Broughton*. Pop. 3549.—Chol. 2; Diarr. 0.—The cases of cholera occurred as follows:—At West Tytherly, January 24th a shopkeeper's wife, aged 43, after 16 hours' attack (*inquest*); and at Broughton, August 7th, a carpenter, aged 92.

108; 2. —; *Stockbridge*. Pop. 3545.—Chol. 0; Diarr. 1.

109; 1. WINCHESTER; *Mitcheldever*. Pop. 2602.—Chol. 0; Diarr. 1.

109; 2. —; *The Worthys*. Pop. 2751.—Chol. 0; Diarr. 1.

109; 3. —; *Winchester*. Pop. 11186. Chol. 35; Diarr. 19.—The first death from cholera in Winchester was that of a soldier in the Barrack hospital on July 8th. 2 fatal cases occurred on the following day, and 2 others July 15th and 16th; from the latter day the epidemic ceased to be fatal until August 1st. It prevailed although not severely during the whole of August and part of September. 6 cases of cholera occurred in the County hospital, and 6 described as diarrhoea in the Union workhouse.

109; 4. —; *Twyford*. Pop. 3913.—Chol. 3; Diarr. 2.—Two of the cases of cholera occurred at Compton, August 4th and 7th, viz.,—a shepherd, aged 47; and a labourer's widow, aged 72; the third at Bishop's Stoke, September 13th.

109; 5. WINCHESTER; *Hursley*. Pop. 2592.—Chol. 4; Diarr. 6.—Of the 4 deaths from cholera, 3 took place in Otterbourne on July 9th (a baker's child), August 16th and 19th. The remaining case occurred at Hursley, August 12th.

110; 1. DROXFORD; *Bishop's Waltham*. Pop. 3199.—Chol. 0; Diarr. 4.

110; 2. —; *Westmeon*. Pop. 2117.—Chol. 1; Diarr. 2.—The case of cholera occurred at Warnford, March 2nd, a smith's son, aged 3.

110; 3. —; *Hambledon*. Pop. 4965.—Chol. 0; Diarr. 0.

111; 1. CATHERINGTON; *Horndean*. Pop. 2356.—Chol. 2; Diarr. 0.—These cases, which both occurred at Chalton, were those of a labourer's wife, aged 49, after 24 hours' attack, August 3rd; and a labourer, 63, after 36 hours' illness, August 10th.

112; 1. PETERSFIELD; *Petersfield*. Pop. 4726.—Chol. 3; Diarr. 3.—Two cases of cholera were recorded in January, viz.: on the 10th, a miller's daughter, aged 6, and on the 30th, a labourer's infant; the third case that of a Thatcher's child, occurred March 16th. All in Sheet tithing.

112; 2. —; *Eastmeon*. Pop. 2735.—Chol. 0; Diarr. 6.—Of these deaths 5 took place in August; the whole occurred in Eastmeon, and were returned as "purging," generally followed by "collapse." In returning these cases the Registrar observes: "several deaths were supposed to be from cholera, but were certified some as from colic, and some from purging, by the medical officer of the Union."

113; 1. ALRESFORD; *Ropley*. Pop. 3430.—Chol. 0; Diarr. 0.

113; 2. —; *Alresford*. Pop. 3664.—Chol. 0; Diarr. 0.

114; 1. ALTON; *Alton*. Pop. 6501.—Chol. 9; Diarr. 6.—The first death from cholera took place July 13th, in High-street, Alton, a brewer, aged 60, after an attack of 11 hours' duration. All the deaths from cholera occurred in July, and in Alton parish, including 3 cases at the Union workhouse, and 3 in New Buildings.

114; 2. —; *Binstead*. Pop. 4798.—Chol. 0; Diarr. 0.

115; 1. HARTLEY WINTNEY; *Odiham*. —.—Pop. 5972.—Chol. 0; Diarr. 0.

115; 2. —; *Hartley Wintney*. Pop. 4750.—Chol. 0; Diarr. 1.

116; 1. BASINGSTOKE; *Basingstoke*. Pop. 7303.—Chol. 2; Diarr. 3.—These deaths from cholera took place in Basingstoke, July 21st, a carpenter, aged 39; and September 11th, a draper's wife, aged 43.

116; 2. —; *Bramley*. Pop. 4665.—Chol. 0; Diarr. 4.

116; 3. —; *Dummer*. Pop. 4659.—Chol. 0; Diarr. 3.

117; 1. WHITCHURCH; *Whitchurch*. Pop. 5495.—Chol. 1; Diarr. 3.—The case of cholera occurred at Whitchurch, October 3rd, a sawyer, aged 50.

118; 1. ANDOVER; *Longparish*. Pop. 4234.—Chol. 2; Diarr. 2.—Both cases of cholera occurred at Abbot's Ann, July 21st and 23rd, and were those of a labourer's child, aged 2, and a labourer's wife, aged 38. No cases were recorded in the other seven parishes of the sub-district.

118; 2. —; *Ludgershall*. Pop. 3780.—Chol. 0; Diarr. 0.

118; 3. —; *Andover*. Pop. 6101.—Chol. 7; Diarr. 0.—Of the 7 deaths from cholera, 6 took place in London-street, Andover; the first, on August 12th, a labourer, aged 18, after three days' illness. The last case recorded in the district occurred in the London-road, August 24th.

118; 4. ANDOVER; *Hurstborne Tarrant*. Pop. 2883.—Chol. 0; Diarr. 0.

119; 1. KINGSCLERE; *Highclere*. Pop. 3237.—Chol. 1; Diarr. 1.—The case of cholera was that of a labourer's wife, aged 57, after 22 hours' attack, at Highclere, July 4th.

119; 2. —; *Kingsclere*. Pop. 5225.—Chol. 4; Diarr. 3.—The first cases of cholera in the district were two at the Union workhouse, Kingsclere, viz.: May 28th, a labourer, aged 31, and June 1st, another labourer, aged 75. Two other persons died in Kingsclere, June 11th and 14th.

5. BERKSHIRE.

120; 1. NEWBURY; *Thatcham*. Pop. 5240.—Chol. 8; Diarr. 1.—Half the deaths from cholera took place in Thatcham parish, and the others at Greenham Mills, Greenham: all between August 7th and 21st: a labourer's wife, aged 37, was the first person to whom the epidemic proved fatal.

120; 2. —; *Newbury*. Pop. 7366.—Chol. 7; Diarr. 10.—The first cases of cholera in this sub-district, occurred in Northcroft-lane, Newbury, August 2nd (a ragman, aged 48), 5th, and 6th; followed by four deaths in the Union workhouse, from August 11th—13th.

120; 3. —; *Speen*. Pop. 7358.—Chol. 12; Diarr. 3.—The 12 deaths from cholera took place in Speen parish, in the ten days, August 16th—25th: the first case being that of a male, aged 83. The epidemic proved fatal to two persons on the 17th, and to three on the 23rd. All the cases of cholera in the Newbury district occurred between August 2nd and 25th.

121; 1. HUNGERFORD; *Kintbury*. Pop. 4439.—Chol. 0; Diarr. 2.

121; 2. —; *Hungerford*. Pop. 9688.—Chol. 1; Diarr. 15.—The case of cholera occurred January 20th, in the Union workhouse, where seven persons died from diarrhoea. Six other deaths from diarrhoea took place in Ramsbury parish.

121; 3. —; *Lambourn*. Pop. 5769.—Chol. 0; Diarr. 3.

122; 1. FARINGDON; *Shrivenham*. Pop. 4718.—Chol. 0; Diarr. 0.

122; 2. —; *Faringdon*. Pop. 6030.—Chol. 1; Diarr. 1.—The case of cholera was that of a baker's wife, at Lechlade, June 30th.

122; 3. —; *Buckland*. Pop. 4835.—Chol. 0; Diarr. 1.

123; 1. ABINGDON; *Fyfield*. Pop. 1743.—Chol. 0; Diarr. 0.

123; 2. —; *Abingdon*. Pop. 8104.—Chol. 30; Diarr. 19.—The first death from cholera, in Abingdon, that of a carrier's son, aged 8, on July 17th, was accelerated, in the opinion of the coroner's jury, by the "effluvium arising from putrid matter lying about the premises." In August and September the epidemic was prevalent and fatal in Ock-street, Otwell-lane, West-street, Helen-street, and other parts of Abingdon. The death of a labourer, August 2nd, was referred by a jury, to "cholera, accelerated by the putrid state of the waters of a ditch." A child, aged 5, died after being attacked eight hours, "without premonitory symptoms;" the mother died the next day, having been ill from diarrhoea three days, and cholera 14 hours.

123; 3. —; *Cumnor*. Pop. 2235.—Chol. 3; Diarr. 3.—The three cases of cholera occurred at Cumnor, August 17th, a boy, aged 12; September 3rd, a labourer, aged 53, and September 10th, a labourer's widow, aged 60.

123; 4. **ABINGDON; Nuneham Courtney.** Pop. 2981.—Chol. 0; Diarr. 4.

123; 5. —; **Sutton Courtney.** Pop. 3717.—Chol. 1; Diarr. 0.—This case was that of a confectioner, aged 30, at Sutton Wick, August 26th.

124; 1. **WANTAGE; Wantage.** Pop. 7141.—Chol. 0; Diarr. 9.—Of these cases, 5 were those of infants, and 3 of persons upwards of 60 years of age.

124; 2. —; **Ilsey.** Pop. 5365.—Chol. 0; Diarr. 1.—A death described as from "cholera," had occurred at East Ilsey, in this sub-district, in October 1848.

124; 3. —; **Hendred.** Pop. 4326.—Chol. 0; Diarr. 0.

125; 1. **WALLINGFORD; Cholsey.** Pop. 6037.—Chol. 0; Diarr. 5.

125; 2. —; **Wallingford.** Pop. 7913.—Chol. 0; Diarr. 2.

126; 1. **BRADFIELD; Bucklebury.** Pop. 5682.—Chol. 1; Diarr. 6.—The case of cholera occurred at Bradfield, August 27, a female, aged 68.

126; 2. —; **Mortimer.** Pop. 4757.—Chol. 2; Diarr. 2.—The cases of cholera were those of a labourer, aged 22, after 18 hours' illness, on June 5th (*inquest*); and a child, aged 7, June 14th; both at Burghfield.

126; 3. —; **Tilehurst.** Pop. 5116.—Chol. 0; Diarr. 0.

127; 1. **READING; St. Mary.** Pop. 8431.—Chol. 5; Diarr. 20.—The first recorded cases of cholera in this sub-district occurred on September 1st and 2nd, the wife and child of a dyer, in Sun-street; these deaths were followed by others in Coley-street, Coley-terrace, and a third in Gun-street, on the 6th, 8th, and 9th of September.

127; 2. —; **St. Lawrence.** Pop. 4285.—Chol. 2; Diarr. 9.—The cases of cholera occurred at Blake's Wharf, June 15th, and at Oxford-street, July 24th, both adult females.

127; 3. —; **St. Giles.** Pop. 6805.—Chol. 10; Diarr. 15.—The epidemic appeared in this sub-district at the close of 1848, and in January 1849. From January 1st—10th, 5 persons died from cholera and 3 from diarrhoea, including 5 members of one family, in Silver-street; but no other case of cholera occurred until July 25th, on which day a gardener,

aged 74, died in Thames-street, and 4 other persons subsequently, in different parts of Reading.

128; 1. **WOKINGHAM; Wokingham.** Pop. 6679.—Chol. 1; Diarr. 1.—The case of cholera was that of a carpenter, aged 38, in Wokingham parish, July 30th.

128; 2. —; **Wargrave.** Pop. 6124.—Chol. 0; Diarr. 0.

129; 1. **COOKHAM; Bray.** Pop. 5604.—Chol. 3; Diarr. 6.—The first case of cholera, which occurred on September 19th, in Bridge-street, Maidenhead, was accelerated, according to the verdict of the coroner's jury, by the "bad state of the premises occupied by deceased, and by his intemperate habits." The other two deaths also took place in Maidenhead.

129; 2. —; **Cookham.** Pop. 5454.—Chol. 5; Diarr. 5.—The whole of the deaths from cholera occurred in the part of Maidenhead situate in Cookham parish, between August 28th and September 14th. The first case, that of a labourer's child, was pronounced by a jury to have been one of "cholera, accelerated by effluvia arising from the bad state of the drains near the dwelling."

130; 1. **EASTHAMPSTEAD; Bracknell.** Pop. 5364.—Chol. 0; Diarr. 0.

130; 2. —; **Sandhurst.** Pop. 562.—Chol. 0; Diarr. 2.

131; 1. **WINDSOR; Egham.** Pop. 7568.—Chol. 9; Diarr. 1.—The whole of the deaths from cholera in this sub-district, which comprises Egham, Thorpe, Sunninghill, and part of old Windsor parishes, took place in Egham. The first case on July 14th, was that of a labourer's daughter, aged 23; followed by 6 deaths in that month, and 2 in August. Last case, a waterman, August 25th.

131; 2. —; **Windsor.** Pop. 12936.—Chol. 49; Diarr. 3.—The first death from cholera took place at the Union workhouse, July 27th, a female, aged 44. The next case occurred August 11th, in Bierlane, Clewer where 10 persons died in August, 4 in one house (No. 21), one in September, and 5 in October. In Garden-court, in the same parish, the cholera proved fatal to 14 persons, a mother and 2 children in one house, No. 9, from September 22nd to October 9th. Nine persons died in New Windsor, and 6 in the workhouse.

III. SOUTH MIDLAND DIVISION.

6. MIDDLESEX (PART OF).

132; 1. **STAINES; Sunbury.** Pop. 5713.—Chol. 4; Diarr. 7.—The first fatal case of cholera took place August 17th, at Hanworth, in a labourer, aged 31. 3 deaths happened at Feltham; the last was the death of a labourer, aged 36, September 8th.

132; 2. —; **Staines.** Pop. 7505.—Chol. 37; Diarr. 13.—A case of cholera occurred on January 16th, a labourer's wife, who died after 4 days' illness, aged 48; another case on January 23rd; and a third, May 8th. No other case occurred until July 2nd, at Staines, in a fishmonger's son, aged 13; many other cases followed. Out of the total cases of cholera 15 happened in Staines and 14 in Stanwell, 4 of which were in the Union workhouse. The last case was at Staines, September 27th, a labourer, aged 68.

133; 1. **UXBRIDGE; Hillingdon.** 7221.—

Chol. 16; Diarr. 5.—Cholera was first fatal in this sub-district July 16th, to a labourer's wife, aged 41, died in 27 hours, at Uxbridge Moor. Four fatal cases occurred in the Union workhouse, 4 at Yeurley, 2 at Hillingdon-end. The last case was that of a labourer, aged 25.

133; 2. **UXBRIDGE; Uxbridge.** Pop. 5131.—Chol. 8; Diarr. 4.—The first case recorded in this sub-district was on August 10th, in Uxbridge, a labourer's wife, aged 45, who died after 12 hours' illness. Ickenham furnished 2 more. Last case in Ickenham, a labourer, aged 20.

133; 3. —; **Hayes.** Pop. 6527.—Chol. 16; Diarr. 12.—Cholera was first fatal in this sub-district August 5th, at Woolpack Botwell, to a labourer, aged 21, after 2 days' illness; Common Ruislip furnished 12 cases. Last case at Hayes Town, a labourer's son, aged 5.

134; 1. **BRENTFORD; Isleworth.** Pop. 10685.—

Chol. 21; Diarr. 6.—Cholera was first fatal in this sub-district on May 26th, in the workhouse, to a female, aged 25, a labourer's widow. Eight other cases occurred in the workhouse between June and September, 3 in Brentford-end, 2 in North Hyde Heston; other parts of the district were attacked, but less severely. The disease disappeared August 3rd, the last case being in a labourer's wife, aged 30.

134; 2. BRENTFORD; *Twickenham*. Pop. 5208.—Chol. 14; Diarr. 4.—The first case of cholera in this sub-district occurred on July 29th: a spinster, aged 40, died after 21 hours' illness (ROST. MORT.), in the London-road; 5 cases were recorded in Bell-lane, 3 in Church-alley (one of them in the Alms-room), 1 in King-street, 1 in Church-street, 1 in Sion-row, 1 in Whifton, 1 in Swan-alley; this was the last case, a gardener's widow, aged 43.

134; 3. —; *Brentford*. Pop. 10581.—Chol. 110; Diarr. 17.—Cholera appeared in this sub-district June 5th, when a lighterman's daughter, aged 22, died in New Brentford; the following cases also occurred in New Brentford;—a labourer's daughter, aged 13; a labourer's son, aged 6; a labourer's daughter, aged 15; a bargeman's son, aged 1; a chairmaker's daughter, aged 13; a labourer, aged 26; a hawker, aged 26 (female); a shoemaker, aged 35; a labourer's son, aged 7; a labourer's son, aged 4; a post-boy's wife, aged 38; a labourer's daughter, aged 2; a bargeman, aged 44; a lock-house keeper's wife, aged 36; a lighterman's son, aged 2; a female servant, aged 22; a cabinet-maker, aged 62; a nurse, aged 45; a waterman's wife, aged 46; a hoop-bender's son, aged 12. Ealing furnished 3 fatal cases, Old Brentford, 86. 14 of the diarrhoea cases occurred to children mostly under one year of age. Last case of cholera was recorded September 23rd.

134; 4. —; *Chiswick*. Pop. 5811.—Chol. 33; Diarr. 2.—The first fatal case of cholera in this sub-district occurred July 5th, in a policeman, aged 33, at 1 Strand-on-the-Green; 14 other cases were recorded in the same locality; during the epidemic 5 were fatal in Bennett-street, 2 in James-street; other parts of the sub-district were slightly visited; last case, October 9th, a gentleman, at Little Sutton House.

134; 5. —; *Acton*. Pop. 4768.—Chol. 6; Diarr. 10.—The first fatal case of cholera in this sub-district occurred August 14th, to a builder, aged 72, who died after 30 hours' illness; 5 other fatal cases were recorded in September, all in Acton; 8 of the diarrhoea cases were of persons aged 40, and upwards. Last case of cholera September 13th, a sawyer's widow, aged 73.

135; 1. HENDON; *Harrow*.—Pop. 5958.—Chol. 2; Diarr. 0.—Two fatal cases of cholera were recorded in this sub-district, the first August 19th, a carpenter, aged 63, died after 24 hours' illness, at Roxeth; the 2nd case August 25th, at Roxeth, a carpenter's widow, aged 62.

135; 2. —; *Edgware*. Pop. 3202.—Chol. 2; Diarr. 2.—Cholera destroyed 2 persons in this sub-district: the first on July 21st, a labourer's widow, 28 years of age, in 36 hours, at Little Stanmore; second, on August 26th, a farmer, aged 64.

135; 3. —; *Willesden*. Pop. 2957.—Chol. 7; Diarr. 6.—The first fatal case of cholera in this sub-district occurred July 22nd, in a policeman's son, aged one, at 11 Gloster-gardens. Carpenters' Farm, 3 Morris-place, 7 Gloster-gardens, Harlesdon, each supplied a fatal case; 2 were fatal in Regent-street, in which the last case occurred on September 14th.

135; 4. HENDON; *Hendon*. Pop. 3327.—Chol. 3; Diarr. 6.—Cholera first proved fatal in this sub-district, July 17th, in a labourer, aged 24 (*inquest*). Second case, September 16th, Barnet-gate Farm, in a farmer; last case, September 17th, at Cricklewood, in a labourer, 36 years of age.

136; 1. BARNET; *South Mims*. Pop. 4749.—Chol. 4; Diarr. 11.—September 7th was the first day on which a fatal case of cholera was recorded, in a railway labourer, aged 40, died after an attack of 20 hours, at New Road; second case, September 9th, a brickmaker, aged 30; third case, a brickmaker's daughter, aged 6; fourth and last case, a brickmoulder, aged 22. These 3 cases occurred at the railway, Brickfield, near Potters' Bar.

136; 2. —; *Barnet*. Pop. 4497.—Chol. 13; Diarr. 13.—Out of 13 cholera cases recorded in this sub-district 7 occurred at Under Hill, Chipping Barnet, and 6 in the workhouse; other parts were slightly visited. The first case happened August 7th, at Under Hill, a bricklayer's daughter, aged 3 years, after 12 hours' illness; last case in Union workhouse, a labourer, 30 years.

136; 3. —; *Finchley*. Pop. 4513.—Chol. 11; Diarr. 5.—The first fatal case of cholera recorded in this sub-district was that of a labourer, aged 24, on July 28th, at Green-lane Cottage, after 19½ hours' illness; 2 cases occurred at Whetstone. Each of the following places lost an inhabitant—Lodge-lane (a place near the White Lion), East-end; Russell's-cottages; Hollick-wood; Field-cottages; Church-end, and a place near Black Horse-lane; this was the last case, a brickmaker, aged 30, October 9th.

137; 1. EDMONTON; *Hornsey*. Pop. 5985.—Chol. 5; Diarr. 4.—The first case of cholera in this sub-district occurred July 12th at 12 Victoria-grove, a baker's daughter, aged 3 months, after 12 hours' illness. The next case at Crouch End, July 28th, followed by another death at the Nightingale Inn. The last case at the foot of Muswell Hill, September 14th, a smith.

137; 2. —; *Tottenham*. Pop. 8584.—Chol. 13; Diarr. 12.—Cholera was first fatal in this sub-district March 12th, at 8 Grove-place, in a spinster, aged 80, after an illness of 30 hours. No other case was recorded until August 20th, when a coachman's daughter, aged 10 months, died in 40 hours, in White-hart-lane. High-street; King-street; 4 Union-row; 3 Church-road; West Green; 3 Wagon-Horse-lane; and Scotland-green, were likewise visited: at 2 Hope-place, 2 brothers died—but one was from diarrhoea. The last case occurred October 5th, in the Cholera Hospital, a coachman's son, aged 2 years.

137; 3. —; *Edmonton*. Pop. 9027.—Chol. 41; Diarr. 25.—The first fatal attack of cholera in this sub-district occurred on January 24th, in the Union workhouse, when a widow, aged 76, died after 3 days and 6 hours' illness; several other cases of the disease proved fatal in the workhouse between that date and February 6th, when it subsided; but returned with renewed violence August 20th, attacking fatally a butcher, aged 39, in Church-street, who died after 28 hours' illness; on the same day a labourer's son, died after 7 hours' illness, at 2 Claremont-street. The disease was at its height between August 25th and September 27th. The Chase, Southgate, furnished 18 victims. In the workhouse 8 more deaths took place. The epidemic finally disappeared October 3rd, when a labourer, 58, died at the workhouse.

137; 4. —; *Enfield*. Pop. 9367.—Chol. 25; Diarr. 13.—The first fatal case of cholera in this

sub-district was recorded July 26th, at Enfield Highway, in a female, aged 60, a widow, after 27 hours' illness; 3 cases occurred in Ponder's-end; 3 in Carterhatch-lane; 3 in Enfield Highway; 4 in Hollybush; many other parts of the sub-district were visited. The last case was in a boy, aged 5, in the Union workhouse.

137; 5. EDMONTON; *Waltham Abbey*. Pop. 4177.—Chol. 6; Diarr. 6.—A cholera case was recorded January 22nd, in Green-yard, a labourer, aged 33, after 5-days' illness. No other fatal case happened until August 30th, when a labourer's daughter died at Back Way, after 4 days' illness. Another case occurred at Romeland, September 7th, in a labourer's daughter, aged 12 years, after 12 hours' illness; this was followed by 2 cases on September 8th, one in Highbridge-street, a female, aged 10 years; and one in Sewardstone-street, a baker, aged 42 years. Cholera disappeared September 14th, when it was fatal to a child, aged 3 months, at Holyfield.

137; 6. —; *Cheshunt*. Pop. 5402.—Chol. 11; Diarr. 4.—Cholera was fatal in this sub-district at the travellers' lodging house, August 5th, in a labourer, aged 30, who died in 24 hours. Broadfield Farm, Waltham Cross, and Twinford, each furnished a fatal case. In Cheshunt-street, 6 cases were recorded. The last death occurred October 3rd, in a painter, aged 40 years.

7. HERTFORDSHIRE.

138; 1. WARE; *Hoddesdon*. Pop. 4431.—Chol. 6; Diarr. 4.—A case of cholera occurred January 8th, a labourer's son, aged 9, after an attack of 6 days, at Wormley. At Great Amwell 4 cases terminated fatally; the first, August 26th, a gardener's wife, aged 42, after 24 hours' illness; the last, a female, aged 3, September 21st.

138; 2. —; *Stanstead*. Pop. 2497.—Chol. 2; Diarr. 2.—Two cholera cases only were fatal: the first, July 11th, a male, aged 28, labourer, ill 29 hours; the last, July 14th, a carpenter, aged 57, ill 17 hours.

138; 3. —; *Ware*. Pop. 5188.—Chol. 9; Diarr. 2.—The first fatal case of cholera occurred August 26th, in a steersman's wife, aged 51, ill 24 hours; last case on October 4th, in Union workhouse, a male, aged 45, labourer, ill 48 hours.

138; 4. —; *Standon*. Pop. 3388.—Chol. 1; Diarr. 0.—September 10th, at Lordships, Little Munden, a male, aged 35, carpenter, after an attack of 13 hours.

139; 1. BISHOPS STORTFORD; *Sawbridgworth*. Pop. 3977.—Chol. 0; Diarr. 5.

139; 2. —; *Stanstead*. Pop. 4829.—Chol. 0; Diarr. 3.

139; 3. —; *Bishops Stortford*. Pop. 7438.—Chol. 3; Diarr. 8.—The first case of cholera proved fatal, March 25th, a labourer's son, aged 18, at Apton Field, ill 2½ days; second case, July 21st, a bargeman, aged 33, at Apton Field, ill 7 hours; last case, August 7th, a nurse, aged 71, at Farnham.

139; 4. —; *Braughing*. Pop. 3126.—Chol. 0; Diarr. 2.

140; 1. ROYSTON; *Buntingford*. Pop. 6791.—Chol. 9; Diarr. 4.—Cholera was first fatal July 30th, in a farmer's daughter, aged 10, at Westmill, after 19 hours' illness; the last case occurred August 29th, at Westmill, a labourer, aged 73. The whole 9 cases happened at Westmill.

140; 2. —; *Royston*. Pop. 9899.—Chol. 0; Diarr. 2.

140; 3. —; *Melbourne*. Pop. 8240.—Chol. 0; Diarr. 3.

141; 1. HITCHIN; *Baldock*. Pop. 7878.—Chol. 57; Diarr. 3.—10 cases of cholera proved fatal in Weston; the first, February 9th, a labourer's son, aged 5, ill 7 days (*inquest*); another on March 21st, a labourer's widow, aged 53. It reappeared October 4th, at Norton End, Baldock, when it proved fatal to a labourer's son, aged 4, ill 3 days; in which place 24 cases of cholera occurred. One death took place in Radwell, 2 in Clarke's-yard, 11 in Norton-street; one in Bygrave, 8 in Norton End, Norton. The last case occurred December 17th.

141; 2. —; *Hitchin*. Pop. 14468.—Chol. 70; Diarr. 24.—The first fatal case of cholera took place on July 26th, in a labourer's wife, aged 46, ill 24 hours, in Back-street. Twenty-four deaths took place in the Union workhouse. Back-street suffered severely, Mill-yard and other parts of the sub-district were likewise visited. The last case occurred in Bridge-street, a bricklayer's daughter, aged 5.

142; 1. HERTFORD; *Walton*. Pop. 3964.—Chol. 2; Diarr. 3.—First cholera case, March 3rd, at Aston, in a wheelwright's son, aged 8. Second and last case, August 7th, at Datchworth, a labourer, aged 20. The first diarrhoea case was on April 24th; the last October 4th.

142; 2. —; *Hertford*. Pop. 10181.—Chol. 79; Diarr. 4.—Fifteen fatal cases of cholera occurred in January; the first case in the Union workhouse, a widow, aged 60; 4 cases at Butcherly-green, one in Back-street, 9 in the county gaol. February 21st, one in Christ's Hospital; February 28th, one in Castle-street; March 5th, one in Bull Plain. It made its re-appearance August 22nd, at Butcherly-green, where a grinder's daughter, aged 5, died after 8 hours' illness; 12 other persons died in this locality. Old Cross lost 10 persons: in the county gaol 9 died; inquests were held upon each; in the Union workhouse 3 died, including last case, viz., a single woman, aged 81.

143; 1. HATFIELD; *Hatfield*. Pop. 6063.—Chol. 0; Diarr. 6.—These are all children under the age of 2 years.

143; 2. —; *Welwyn*. Pop. 1956.—Chol. 2; Diarr. 4.—Both of the cases of cholera occurred at Welwyn, August 2nd and 15th; the first, a sawyer's wife, aged 59, after an attack of 24 hours' duration; the other a baker, aged 39, attacked 21 hours. The diarrhoea cases were all children under one year of age.

144; 1. ST. ALBANS; *Harpenden*. Pop. 6618.—Chol. 4; Diarr. 1.—The first 2 fatal cases of cholera occurred August 28th, at Redbourn, a wheelwright's 2 daughters, aged 4 and 3, attacked 6 and 9 hours; the next case was also at Redbourn, August 31st, a bonnet-sewer, aged 22, after an attack of 18 hours' duration. The last case occurred November 13th, at Wheathamstead, a widow, aged 74.

144; 2. —; *St. Albans*. Pop. 10430.—Chol. 8; Diarr. 7.—First case occurred January 3rd, at Childwick Hedge's Farm, St. Michael's, a farmer's son, aged 17 weeks; the next case was at Poundfield, St. Michael's, January 10th, a servant, aged 20. No other fatal case occurred until June 6th, when an agricultural labourer died, aged 53, at Aps-pond, St. Michael's. The last case occurred September 8th, at Chequer's-street, an engine-driver, aged 34.

145; 1. WATFORD; *Bushey*. Pop. 4337.—Chol. 3; Diarr. 0.—First case August 22nd, at Bushey Heath, Bushey, a bricklayer, aged 49. The next case occurred at Back-lane, Bushey, September 23rd, a widow, aged 57, after an attack of 24 hours' duration. The other case occurred October 23rd, at Chalk Hill, Bushey, a labourer's son, aged 8.

145; 2. **WATFORD**; *Watford*. Pop. 5989.—Chol. 23; Diarr. 5.—The first fatal case of cholera, August 26th, at Butcher's-yard, a laundress, aged 52. The next 4 cases occurred in High-street, all labourers. Of the 23 cases, 9 occurred in High-street, 6 at the Silk Mills, and 2 in the Union workhouse. Last case took place October 27th, at the Silk Mills, a silk thrower's daughter, aged 6, after an attack of 12 hours' duration.

145; 3. —; *Rickmansworth*. Pop. 5568.—Chol. 19; Diarr. 6.—The whole of these cases occurred at Rickmansworth. The first death took place July 30th, a labourer, aged 28, after an attack of 24 hours' duration. The next, August 16th, a labourer's wife, aged 37, attacked 8 hours. Of the 19 cases of cholera, 13 occurred during the month of September. Last case occurred October 10th, a labourer, aged 49.

145; 4. —; *Abbot's Langley*. Pop. 2115.—Chol. 0; Diarr. 0.

146; 1. **HEMEL HEMPSTEAD**; *King's Langley*. Pop. 2996.—Chol. 0; Diarr. 2.

146; 2. —; *Hemel Hempstead*. Pop. 5901.—Chol. 21; Diarr. 9.—Five cases of cholera occurred in January; 2 in Hemel Hempstead, one in the workhouse, one in Marlowes, and one in Queen-street. The next case happened on September 14th (a labourer's daughter, aged 12, after 12 hours' illness) at Crouchfield. At Bury Mill End 4 cases occurred; 3 in Union workhouse. Crouchfield altogether furnished 7 cases, including the last, a straw plaiter's son, aged 3 days.

146; 3. —; *Flamstead*. Pop. 2601.—Chol. 0; Diarr. 0.

147; 1. **BERKHAMSTEAD**; *Berkhamstead*.—Pop. 4796.—Chol. 3; Diarr. 7.—First case of cholera occurred July 28th, at West Berkhamstead, a labourer, aged 19, after an attack of 20 hours' duration. The next case, September 11th, at Frithsden, North Church, a labourer, aged 81. The other case occurred September 17th, at North Church, a boatman, aged 40, after an attack of 27 hours' duration.

147; 2. —; *Tring*. Pop. 6729.—Chol. 2; Diarr. 7. Both cases of cholera occurred at Marsworth, one on September 6th, a labourer's son, aged 8, after an attack of 12 hours; the other, September 15th, a tailor, aged 33, after an attack of 16 hours' duration. Of the diarrhoea cases, 4 were children under one year.

8. BUCKINGHAMSHIRE.

148; 1. **AMERSHAM**; *Missenden*. Pop. 2367.—Chol. 0; Diarr. 1.

148; 2. —; *Chesham*. Pop. 5811.—Chol. 4; Diarr. 2.—Three of these cases of cholera occurred in Chesham, and the other at Waterside. First case on January 2nd, in a labourer, aged 59, after an attack of 28 hours' duration. 2 other cases occurred January 18th and 24th, females, aged 75 and 61. The last case took place on September 2nd, a female, aged 24.

148; 3. —; *Amersham*. Pop. 3645.—Chol. 5; Diarr. 4.—Three of these cases of cholera occurred at Amersham, August 29th, 30th, and 31st, viz., one labourer and 2 females, after an average attack of 16 hours' duration. The 2 other cases occurred in the Union workhouse, October 6th and 12th, one being a labourer, and the other a single woman.

148; 4. —; *Chalfont*. Pop. 3336.—Chol. 0; Diarr. 6.—All these cases of diarrhoea took place in Chalfont parish, between July 7th and September 13th, in some cases after attacks of very short duration; 4 were children under one year of age.

148; 5. —; *Beaconsfield*. Pop. 3053.—Chol. 2;

Diarr. 2.—Both cases of cholera occurred in Beaconsfield. The first, August 16th, a labourer, aged 21, and the other, September 11th, a labourer's wife, aged 55.

149; 1. **ETON**; *Iver*. Pop. 5757.—Chol. 20; Diarr. 8. The first death from cholera occurred in Iver parish, August 18th, a labourer's son, aged 2, after an attack of 16 hours' duration. The other cases, with 3 exceptions, took place in the parishes of Iver and Langley Marsh; the last death having occurred September 18th, a whipmaker's daughter, aged 5. The cases of exception occurred in Denham parish.

149; 2. —; *Eton*. Pop. 8472.—Chol. 15; Diarr. 4.—Of these cases of cholera, 9 took place in Eton, the first having occurred February 1st, a labourer, aged 46, after an attack of 5 days. 5 other cases occurred in August, and 3 in September. Of the remaining cases 2 took place in Horton, 2 in Chalvey, the last death took place at Eton, September 16th, a tobacco-pipe maker, aged 65, after an attack of 24 hours' duration.

149; 3. —; *Burnham*. Pop. 6014.—Chol. 6; Diarr. 4.—Three of these cases of cholera occurred in Taplow, the first on August 27th, in a coachman's wife, aged 38, after an attack of 3 hours' duration; 2 cases occurred at Burnham, and the last death at Boveney, September 22nd, a traveller, aged 37.

150; 1. **WYCOMBE**; *High Wycombe*. Pop. 9431.—Chol. 43; Diarr. 7.—The first case of cholera occurred August 3rd, at Narrow, in a butcher's daughter, aged 8; there were also several cases during the same month in the town of Wycombe, but the greatest mortality appears to have taken place at New Land, where 17 deaths occurred during September and October. There were also 6 cases in Wycombe Marsh, 4 in Londwater, 2 in Bassetsbury, and a few others elsewhere, the last case occurred at New Land, October 23rd, in a chairmaker's daughter, aged one.

150; 2. —; *Great Marlow*. Pop. 5335.—Chol. 42; Diarr. 10.—All these cases of cholera took place in Great Marlow, the first having occurred, July 24th, in a postboy's wife, aged 48, after an attack of 8 hours' duration. The mortality increased very much during the month of August. In St. Peter's-street a bargeman lost 3 children between the 13th and 23rd of August, at the ages of 4, one year, and 3 months respectively. In October there were several cases; a cordwainer lost his wife and son at the ages of 31 years and 6 years. The last case occurred October 16th, in Dean-street, in a labourer's daughter, aged 4, after 12 hours' attack.

150; 3. —; *West Wycombe*. Pop. 6622.—Chol. 3; Diarr. 0.—These cases of cholera occurred at Little Missenden: the first, August 13th, a labourer, aged 37; on the 16th, a labourer's wife, aged 35; and September 7th, a labourer's son, aged 2.

150; 4. —; *Wendover*. Pop. 5200.—Chol. 0; Diarr. 1.

150; 5. —; *Princes Risborough*. Pop. 5458.—Chol. 12; Diarr. 4.—All these cases of cholera occurred in the Union workhouse at Saunderton, during the month of October, with one exception, a death having occurred September 29th, in a male, aged 35. The other cases were all at advanced ages.

151; 1. **AYLESBURY**; *Haddenham*. Pop. 4554.—Chol. 18; Diarr. 9.—The first case of cholera occurred at Haddenham, July 15th, a labourer, aged 70; an inquest was held in this case. All the other cases occurred at Gibraltar Cuddington, during the

month of August. The last death took place August 18th, in a labourer, aged 47, after an attack of 4 days.

151; 2. *AYLESBURY*; *Aylesbury*. Pop. 7280.—Chol. 1; Diarr. 10.—This case of cholera took place in Castle-street, July 21st, a labourer's daughter, aged 3. The cases of diarrhoea, with the exception of a female, aged 27, were in children.

151; 3. —; *Aston Clinton*. Pop. 4618.—Chol. 0; Diarr. 3.—One case at Bieston, January 16th, a labourer, aged 52; the other cases were of children.

151; 4. —; *Waddesdon*. Pop. 5683.—Chol. 0; Diarr. 6.

152; 1. *WINSLOW*; *Winslow*. Pop. 8376.—Chol. 0; Diarr. 5.—These cases were all of children. Four of them took place between January 17th and February 9th.

153; 1. *NEWPORT PAGNEL*; *Fenny Stratford*. Pop. 9222.—Chol. 2; Diarr. 2.—The first case of cholera occurred at Fenny Stratford, May 14th, in a Chelsea pensioner, aged 80, after an attack of 14 days. On May 18th, at the same place, his wife, aged 79, died, after 7 days' illness.

153; 2. —; *Newport Pagnel*. Pop. 3569.—Chol. 0; Diarr. 4.—All these deaths took place in Newport Pagnel, and were all of children.

153; 3. —; *Olney*. Pop. 10206.—Chol. 2; Diarr. 5.—The first case of cholera occurred at Olney, February 24th; it was in a labourer, aged 53. The other case took place at Clifton Reynes, June 29th, in a labourer's daughter, aged 16 months; fatal 24 hours after the attack.

154; 1. *BUCKINGHAM*; *Leckhampstead*. Pop. 4146.—Chol. 0; Diarr. 1.

154; 2. —; *Buckingham*. Pop. 6229.—Chol. 1; Diarr. 2.—This case of cholera occurred at North End, March 1st, in a labourer, aged 60.

154; 3. —; *Tingewick*. Pop. 3864.—Chol. 0; Diarr. 3.—Two of these cases were aged persons, the other a child.

9. OXFORDSHIRE.

155; 1. *HENLEY*; *Henley*. Pop. 13187.—Chol. 3; Diarr. 13.—An ostler's wife, aged 50, died of cholera, 36 hours after the attack. It was the first case in Henley. On the same day, an inn-keeper died, in Hart-street, aged 64. The last case occurred September 10th, also in Hart-street. It was a coachmaker, aged 62. Two deaths from diarrhoea occurred in the Union workhouse (labourers, aged 78 and 79), and 3 at Lower Caversham.

155; 2. —; *Watlington*. Pop. 4358.—Chol. 1; Diarr. 0.—This case occurred at Swyncombe, June 29th, a labourer, aged 42, 4 days after attack.

156; 1. *THAME*; *Lewknor*. Pop. 4057.—Chol. 0; Diarr. 1.

156; 2. —; *Thame*. Pop. 5830.—Chol. 0; Diarr. 1.

156; 3. —; *Brill*. Pop. 5718.—Chol. 0; Diarr. 0.

157; 1. *HEADINGTON*; *Wheatley*. Pop. 3505.—Chol. 0; Diarr. 4.—Three of these cases were in children under one year, the other was aged 13.

157; 2. —; *St. Clement*. Pop. 10499.—Chol. 31; Diarr. 14.—(This is a part of the City of Oxford.) Of the deaths from cholera, 25 took place in the Cholera Hospital, situate in the parish of St. Giles; the first having occurred there on August 26th, in a tramp (male), aged 39, 10 hours after attack. A tailor's son, aged one, died of cholera, in the workhouse. A few cases occurred in High-street, Bath street, St. Giles's, and St. John's road; the last death took place in the hospital, October

7th. It was a stonemason's son, aged 8. The epidemic attained its greatest height in September; 4 cases of diarrhoea occurred in the workhouse, 2 were children and 2 aged.

158; 1. *OXFORD*; *Oxford*. Pop. 19796.—Chol. 44; Diarr. 22.—This is only a part of the city of Oxford. The rest of the city is in Headington. The first death from cholera occurred August 14th, at Orpwood's-row, in a spinster, aged 20; 7 cases occurred in Speedwell-street, 4 in Paradise-street, 2 in High-street, and 2 in St. Aldate-street. There were also 5 cases in the County Gaol. It prevailed most in the month of September; the last case occurred October 21st, in Blackfriars-road, in a carpenter, aged 37, after an attack of 2 days. Diarrhoea was very prevalent during September.

159; 1. *BICESTER*; *Bletchington*. Pop. 7326.—Chol. 2; Diarr. 0.—The first death from cholera occurred at Bletchington, July 23; it was in a boatman's wife, aged 35; the other was at Souldern, September 7th, in a stonemason's wife, aged 59.

159; 2. —; *Bicester*. Pop. 7874.—Chol. 0; Diarr. 1.

160; 1. *WOODSTOCK*; *Deddington*. Pop. 5991.—Chol. 0; Diarr. 0.

160; 2. —; *Woodstock*. Pop. 7399.—Chol. 0; Diarr. 5.—Three of these cases occurred at Woodstock, in persons at the age of 82 years, 21 years, and 8 months. One death also took place in the Union workhouse, a labourer's son, aged one.

161; 1. *WITNEY*; *Ensham*. Pop. 4877.—Chol. 7; Diarr. 5.—All the deaths from cholera took place at Handborough; the first, August 14th, in a spinster, aged 35, after an attack of 16 hours' duration; the last was on September 4th, of a labourer's daughter, aged 10.

161; 2. —; *Bampton*. Pop. 5416.—Chol. 0; Diarr. 5.—Three were deaths of children, under 2 years.

161; 3. —; *Witney*. Pop. 7695.—Chol. 2; Diarr. 1.—The first case of cholera occurred at Witney, October 16th, in a doubler's daughter, aged 5, 3 days after the attack; on the following day a weaver's daughter, aged one, died after an attack of the same duration.

161; 4. —; *Burford*. Pop. 4975.—Chol. 24; Diarr. 4.—Twelve of these cases of cholera occurred at Burford, the first September 10th, a labourer, aged 36. 8 took place at Fulbrook: the last case was that of a shepherd, aged 63, November 8th, at Fulbrook, after an attack of 12 hours.

162; 1. *CHIPPING NORTON*; *Charlbury*. Pop. 8202.—Chol. 0; Diarr. 0.

162; 2. —; *Chipping Norton*. Pop. 7946.—Chol. 0; Diarr. 2.

163; 1. *BANBURY*; *Bloxham*. Pop. 6707.—Chol. 0; Diarr. 3.—Two of these cases occurred at East Adderbury, September 30th, and October 8th.

163; 2. —; *Swalcliffe*. Pop. 6423.—Chol. 0; Diarr. 6.—Three of these cases were children under 5 years of age, and occurred in the March quarter.

163; 3. —; *Cropredy*. Pop. 4636.—Chol. 1; Diarr. 2.—This case occurred at Hanwell, July 14th, in a labourer's daughter, aged one.

163; 4. —; *Banbury*. Pop. 10799.—Chol. 0; Diarr. 17.—Six of these deaths took place at Neithrop: there were also 3 deaths in the Union workhouse.

10. NORTHAMPTONSHIRE.

164; 1. *BRACKLEY*; *Brackley*. Pop. 7551.—Chol. 0; Diarr. 1.

164; 2. —; *Sulgrave*. Pop. 5874.—Chol. 0; Diarr. 4.—Children under 2 years of age.

165; 1. TOWCESTER; *Abthorpe*. Pop. 5417.—Chol. 0; Diarr. 3.—Persons at advanced ages, viz., 72, 83, and 91.

165; 2. —; *Towcester*. Pop. 7120.—Chol. 0; Diarr. 6.—Two children, under one year of age; the others were persons aged 58, 75, 80, and 81.

166; 1. POTTERSPURY; *Potterspury*. Pop. 9794.—Chol. 0; Diarr. 4.—Three aged persons, and one under one year.

167; 1. HARDINGSTONE; *Brafield*. Pop. 3245.—Chol. 1; Diarr. 0.—This case of cholera occurred November 2nd, at Brafield-on-the-Green, a labourer, aged 33.

167; 2. —; *Hardingstone*. Pop. 2658.—Chol. 23; Diarr. 5.—First case of cholera occurred August 7th, at Cotton End, in a boatman, aged 18. Of the other 22 cases, 20 occurred at Piddington, where the epidemic proved fatal to four persons in one family, a labourer and three children; in another family two children died, and in a third, a shoemaker's wife and son. Last case, October 28th, a shoemaker, aged 24.

167; 3. —; *Milton*. Pop. 2765.—Chol. 0; Diarr. 0.

168; 1. NORTHAMPTON; *St. Giles*. Pop. 13414; —Chol. 4; Diarr. 15.—Cholera became fatal in this sub-district September 5th, when the wife of a tailor died in 34 hours, at Riding.

168; 2. —; *All Saints*. Pop. 11600.—Chol. 45; Diarr. 11.—First case of cholera at Bridge-street, All Saints, June 6th, a butcher, aged 34. Most of the cases occurred in the courts of Bridge-street. In court No. 4, a shoemaker, his wife and child, died in one day, October 10th. In the course of the two following days, in the same court, another shoemaker lost his wife and child; also in court No. 5, the wife and child of a turner fell victims to this fatal disease. All the cases but the first occurred during the months of September and October, the last having taken place at Meacock's-row, October 13th, a moulder's wife.

168; 3. —; *Bugbrooke*. Pop. 3107.—Chol. 0; Diarr. 0.

169; 1. DAVENTRY; *Weedon*. Pop. 5983.—Chol. 1; Diarr. 1.—This case of cholera occurred at Dodford, July 17th, a boatman's wife, after an attack of 14 hours' duration.

169; 2. —; *Daventry*. Pop. 9871.—Chol. 3; Diarr. 1.—First case of cholera occurred August 13th, at Helledon, in a labourer, aged 67, after an attack of one week. The second, a child aged 6 months, at Byfield. The last case at Turner's-yard, Bookend, the daughter of a shoemaker, aged 7.

169; 3. —; *Long Buckby*. Pop. 5613.—Chol. 1; Diarr. 2.—The only case of cholera which occurred in this sub-district took place August 15th, at Long Buckby, a labourer's son, aged 2, after an attack of 24 hours' duration.

170; 1. BRIXWORTH; *Spratton*. Pop. 5747.—Chol. 0; Diarr. 7.—Three of the 7 deaths which occurred in this sub-district happened to children under 6 months; the ages of the others were 28, 57, 69, and 79.

170; 2. —; *Moulton*. Pop. 4189.—Chol. 0; Diarr. 2.

170; 3. —; *Brizworth*. Pop. 4367.—Chol. 0; Diarr. 2.

171; 1. WELLINGBOROUGH; *Earls Barton*. Pop. 5404.—Chol. 0; Diarr. 1.

171; 2. —; *Higham Ferrers*. Pop. 5718.—Chol. 0; Diarr. 0.

171; 3. —; *Wellingborough*. Pop. 9012.—Chol. 2; Diarr. 5.—The first case of cholera oc-

curred at 24 Gold-street, on April 5th, in a gentleman, aged 77; ill 5 hours. The other death happened September 8th, in the London-road, to a labourer's widow, 62 years of age, ill 2 days. Four of the cases of diarrhoea were in the early part of the year; the last, November 17th.

172; 1. KETTERING; *Kettering*. Pop. 7572.—Chol. 1; Diarr. 1.—This case of cholera took place at Little Barton, August 27th, in a single woman, aged 67, ill 2 days.

172; 2. —; *Rothwell*. Pop. 6619.—Chol. 0; Diarr. 3.—Of the cases of diarrhoea, one occurred in January, another in May, the other in December.

172; 3. —; *Corby*. Pop. 4078.—Chol. 0; Diarr. 1.

173; 1. THRAPSTON; *Thrapston*. Pop. 6817.—Chol. 9; Diarr. 6.—The first case of cholera recorded in this sub-district was on June 21st, at Brisstock, a labourer, 60 years of age; no other fatal case occurred until October 6th, when a butcher, 45 years of age, died at Titchmarsh, at which place eight out of the nine cholera cases took place, the last being on November 17th, a labourer's son, aged 13 years. The whole of the diarrhoea cases also occurred at Titchmarsh during the months of October and November.

173; 2. —; *Raunds*. Pop. 5224.—Chol. 0; Diarr. 2.

174; 1. OUNDLE; *Oundle*. Pop. 6433.—Chol. 1; Diarr. 2.—This case of cholera occurred at Wigs-thorpe, November 4th, a labourer's widow, aged 65.

174; 2. —; *Weldon*. Pop. 2584.—Chol. 0; Diarr. 0.

174; 3. —; *Fotheringhay*. Pop. 5959.—Chol. 1; Diarr. 0.—This case happened at War-mington August 16th, a labourer's son, aged 6 years; attacked 24 hours.

175; 1. PETERBOROUGH; *Stilton*. Pop. 5177.—Chol. 3; Diarr. 1.—First case occurred September 6th, a labouring woman, aged 30. The second November 2nd, a comb-maker, 34 years of age, and the last November 13th, a labouring woman, 29 years of age, all in the parish of Stilton.

175; 2. —; *Peterborough*. Pop. 10931.—Chol. 41; Diarr. 27.—First case of cholera occurred February 23rd, a glazier's daughter, aged one year, at Boongate, after an attack of 24 hours' duration. The next case was on March 5th, at Boongate, a labourer, aged 60, attacked 30 hours. The disease appears to have subsided until August 16th, when a labourer, aged 70, died, after an attack of 2 days, duration. The parts of Peterborough in which the chief mortality occurred are as follows:—Boongate, Boonfield, Westgate, and New Town; last case November 29th, at Boonfield, a carpenter's son, aged 2 years; one case of cholera and 9 of diarrhoea occurred in the Union workhouse. Eleven of the diarrhoea cases happened to children under one year of age.

175; 3. —; *Crowland*. Pop. 7206.—Chol. 4; Diarr. 8.—First case of cholera at Crowland, March 11th, a labourer's son, 14 years of age. The next case at Maxey, June 19th, son of a labourer, 2 years of age. The third case did not occur until November 3rd, at Eye, when the daughter of a carter, aged 10 years, died, and an inquest was held on the body. The last case occurred at Newborough, December 9th, in a travelling tinker, aged 23; inquest on the body.

175; 4. —; *Thorney*. Pop. 2159.—Chol. 1; Diarr. 2.—This case of cholera took place at Thorney, November 14th, a labourer's widow, aged 66 years. The first diarrhoea case occurred to a labourer 79 years of age, the other to a child one month.

II. HUNTINGDONSHIRE.

176; 1. HUNTINGDON; Ramsey. Pop. 4425.—Chol. 2; Diarr. 4.—First case of cholera occurred at Ramsey, August 14, a charwoman, 33 years of age, after an attack of 34 hours: the other case at 40 Foot Bridge, on August 24th, a labourer, aged 26. 3 out of the 4 diarrhoea cases were under 2 years of age; the other a labourer, 70 years of age.

176; 2. —; Sawtry. Pop. 2093.—Chol. 4; Diarr. 4.—First case of cholera occurred at Sawtry St. Andrews, October 19th, a butcher, aged 43; the next case at Sawtry All Saints, November 30th, a carpenter's daughter, 11 years of age, the third, December 6th, at Sawtry St. Andrews, a labourer's widow, aged 60. The fourth and last case took place at Sawtry All Saints, December 10th, a labourer, aged 47.

176; 3. —; Spaldwick. Pop. 3317.—Chol. 0; Diarr. 2.—These were the deaths of an infant, aged 4 months, and a widow, aged 77.

176; 4. —; Huntingdon. Pop. 8597.—Chol. 1; Diarr. 10.—This case of cholera occurred at Abbott Ripton, on November 23rd, a labourer, 62 years of age. Of the diarrhoea cases, 9 took place at the Union workhouse.

177; 1. ST. IVES; Warboys. Pop. 3194.—Chol. 3; Diarr. 0.—First case occurred at Warboys, February 14th, a carpenter's son, aged 5 months, after an attack of 2 days. The next, May 21st, at Bury, a schoolmaster, aged 64, attacked 5 days. The other case occurred at Warboys, May 24th, a shoemaker, aged 60, after an attack of 6 days.

177; 2. —; Somersham. Pop. 4483.—Chol. 0; Diarr. 2.—These two cases of diarrhoea occurred at Colne, on the 10th and 18th of September, a labourer's daughter, aged 15 months, and a shoemaker's daughter, aged 10 weeks.

177; 3. —; Swavesey. Pop. 3417.—Chol. 1; Diarr. 0.—This case occurred at Conington, September 11th, a labourer's wife, aged 70, after an attack of 12 hours.

177; 4. —; St. Ives. Pop. 8004.—Chol. 1; Diarr. 1.—The case of cholera happened at the sheep market, St. Ives, October 14th, a labourer, aged 18, attacked 26 hours. The diarrhoea case occurred at Crown-yard, October 13th, a tailor's son, aged 7 months.

178; 1. ST. NEOTS; St. Neots. Pop. 8979.—Chol. 2; Diarr. 4.—First case of cholera, May 2nd, at Buckden, a child, aged 2 months, after an attack of 2 days. The other case was also at Buckden, September 18th, a butcher, aged 26, attacked 12 hours.

178; 2. —; Kimbolton. Pop. 9056.—Chol. 0; Diarr. 7.

12. BEDFORDSHIRE.

179; 1. BEDFORD; Riseley. Pop. 2666.—Chol. 0; Diarr. 0.

179; 2. —; Sharnbrook. Pop. 2838.—Chol. 1; Diarr. 0.—This case occurred at Milton, October 8th, a brickmaker's son, aged 8 months.

179; 3. —; Harrold. Pop. 3208.—Chol. 0; Diarr. 0.

179; 4. —; Turvey. Pop. 2194.—Chol. 0; Diarr. 3.

179; 5. —; Bedford and Kempston. Pop. 8421.—Chol. 1; Diarr. 7.—The death from cholera took place in the Alms-house, St. Peter's, Bedford, August 29th, a widow, aged 78, after an attack of 11 hours' duration.

179; 6. —; Bedford and Cardington. Pop. 9686.—Chol. 35; Diarr. 15.—The first case of

cholera occurred at Gravel-lane, St. Paul's, September 20th, a pipemaker's wife, aged 25. Thirteen deaths took place in the same district during September and October: 3 cases occurred in the Fever Hospital, 6 in Beauchamp-row, and 5 in Harper-street. The last case took place in Harper-street, November 17th, a labourer, aged 52, attacked 24 hours.

179; 7. BEDFORD; Barford. Pop. 2753.—Chol. 0; Diarr. 0.

180; 1. BIGGLESWADE; Potton. Pop. 8374.—Chol. 11; Diarr. 3.—Of the cases of cholera, the first occurred at Westlingworth, April 7th, a labourer's daughter, aged 10, attacked 30 hours: an inquest was held. Seven deaths from cholera took place at Girtford, Sandy, between September 28th and October 8th. The last case occurred at Upper Caldecot, Northill, October 27th, a labourer's daughter, aged one year.

180; 2. —; Biggleswade. Pop. 12320.—Chol. 17; Diarr. 16.—12 cases of cholera occurred at Biggleswade, the first August 28th, a labourer's daughter, aged 7 weeks: 4 cases occurred at Arlsey, in September. The last case of cholera took place at Stotfield, October 3rd, a collar-maker, aged about 50 years, after an attack of 22 hours' duration; in this case an inquest was held. Of the cases of diarrhoea, 3 occurred in the Union workhouse, at the ages of 71, 79, and 88.

181; 1. AMPHILL; Shillington. Pop. 3797.—Chol. 0; Diarr. 1.

181; 2. —; Ampthill. Pop. 8440.—Chol. 0; Diarr. 1.

181; 3. —; Cranfield. Pop. 3444.—Chol. 1; Diarr. 7.—The case of cholera occurred at Marston, January 29th, a labourer's daughter, aged 14: 4 cases of diarrhoea took place at Cranfield.

182; 1. WOBURN; Woburn. Pop. 6814.—Chol. 2; Diarr. 2.—The first case of cholera occurred at Woburn, September 15th, a druggist and grocer, aged 34.

182; 2. —; Toddington. Pop. 4468.—Chol. 0; Diarr. 1.

183; 1. LEIGHTON BUZZARD; Leighton Buzzard. Pop. 7368. Chol. 2; Diarr. 12.—The first case of cholera took place at Chelsea Linslade, July 16th, in a labourer's daughter, aged 2½ years; an inquest was held in this case. The other occurred at Leighton Buzzard, August 14th, a captain of a trading-vessel's son, aged 13. Of the diarrhoea cases, 6 occurred at Leighton Buzzard, 4 of them children under 3 years of age.

183; 2. —; Wing. Pop. 2237.—Chol. 0; Diarr. 3.

183; 3. —; Ivinghoe. Pop. 2282.—Chol. 1; Diarr. 0.—This case occurred at Ringshall, August 11th, a labourer, aged 73.

183; 4. —; Edlesborough. Pop. 3155.—Chol. 0; Diarr. 3.

184; 1. LUTON; Dunstable. Pop. 6769.—Chol. 2; Diarr. 2.—The first case occurred at Houghton Regis, August 18th, a grocer's daughter, aged 4 months, the other took place at Dunstable, September 16th, a postboy's daughter, aged 14, ill 26 hours.

184; 2. —; Luton. Pop. 11144.—Chol. 0; Diarr. 10.—Two deaths from diarrhoea occurred in the Union workhouse, in persons aged 68 and 61.

13. CAMBRIDGESHIRE.

185; 1. CAXTON; Caxton. Pop. 10077.—Chol. 12; Diarr. 1.—Cholera was not fatal in this sub-district until September 22nd, when 3 deaths occurred at Gamlingay, viz.: a labourer, aged 70,

attacked 8 hours; a cordwainer, aged 38, attacked 10 hours; and a labourer's wife, aged 52, after an attack of 12 hours: from this date up to the 28th no less than 8 other cases proved fatal at Gamlingay, 4 of which occurred on the 26th. The last case took place October 6th, a labourer's wife, aged 30.

186; 1. CHESTERTON; *Willingham*. Pop. 8376.—Chol. 2; Diarr. 4.—First case of cholera, May 1st, at Waterbeach, in a labourer's daughter, aged 17, after an attack of 6 hours; the other case occurred July 25th, at Dry Drayton, a labourer, aged 28, attacked 2 days. Of the diarrhoea cases 3 were children; the other one, a tailor's widow, aged 65.

186; 2. —; *Fulbourn*. Pop. 6537.—Chol. 3; Diarr. 4.—First case of cholera occurred August 28th, at Ditton, in a labourer's son, aged 4 months. Next case at Chesterton, October 11th, a labourer, aged 58. Last case at Horningsea, October 13th, a labourer, aged 26, after an attack of 24 hours.

186; 3. —; *Great Shelford*. Pop. 6686.—Chol. 0; Diarr. 1.—This case occurred at Grantchester, on September 1st, a bricklayer's daughter, aged one.

187; 1. CAMBRIDGE; *St. Andrew the Less*. — Pop. 9486.—Chol. 3; Diarr. 14. First case of cholera occurred at Broad-street, August 9th, a booth-keeper at fairs, aged 39; the next August 30th, at East-road, a cowkeeper, aged 62, after an attack of 22 hours; the third and last case took place at Fitzroy-street, September 24th, a shoeing-smith, aged 60. Of the 14 diarrhoea cases, 8 were under 2 years of age, and 2 above the age of 70.

187; 2. —; *Great St. Mary*. Pop. 4795.—Chol. 1; Diarr. 3.—The cholera case occurred September 19th, at Trumpington-street, St. Botolph, a baker, aged 49.

187; 3. —; *Great St. Andrew*. Pop. 5761.—Chol. 1; Diarr. 7.—The cholera case occurred at Ely-place, September 2nd, a tax-collector, aged 45. Of the 7 diarrhoea cases, 5 were of children under the age of one year.

187; 4. —; *St. Giles*. Pop. 4411.—Chol. 0; Diarr. 5.

188; 1. LINTON; *Duxford*. Pop. 3966.—Chol. 0; Diarr. 5.—The following are the ages of the 5 persons who died of diarrhoea: 80, 78, 14, one, and one.

188; 2. —; *Linton*. Pop. 4762.—Chol. 1; Diarr. 2.—This cholera case occurred in the Union workhouse, August 31st, a labourer, aged 49. The deaths from diarrhoea were of children under the age of one.

188; 3. —; *Balsham*. Pop. 4232.—Chol. 1; Diarr. 5.—The cholera case occurred at Balsham, September 14th, a shoemaker's daughter, aged 2. Of the diarrhoea cases, 3 occurred at Balsham and 2 at West Wrattling, 4 were under the age of 2, and one aged 39.

189; 1. NEWMARKET; *Cheveley*. Pop. 5720.—Chol. 0; Diarr. 3.—These were all children under 2 years of age.

189; 2. —; *Newmarket*. Pop. 5825. Chol. 0; Diarr. 6.—Two of the cases occurred at the Union workhouse, Exning.

189; 3. —; *Bottisham*. Pop. 3228.—Chol. 5; Diarr. 5.—The first 2 cases occurred January 12th, at Upware, in Swaffham Prior, the daughters of an engine-driver, aged 11 and 7; on the 19th of the same month, an engine-worker's son died, aged 8. No other fatal case of cholera is recorded until July 13th, when a labourer's wife died at Swaffham Bulbeck, aged 49. The last case occurred on July 20th, at Swaffham Prior, a clerk's wife, aged 36. Of the 5

diarrhoea cases, 3 are above the age of 50 and 2 under the age of one.

189; 4. NEWMARKET; *Gazeley*. Pop. 3272.—Chol. 0; Diarr. 0.

189; 5. —; *Soham*. Pop. 9316. Chol. 0; Diarr. 5.—Of the 5 diarrhoea cases, 4 are under 2 years of age, and one (a farmer's wife) aged 69.

190; 1. ELY; *Haddenham*. Pop. 3960.—Chol. 0; Diarr. 4.—These were the deaths of persons aged 68, 25, 18, and 11 years respectively.

190; 2. —; *Sutton*. Pop. 3839.—Chol. 0; Diarr. 2.

190; 3. —; *Ely*. Pop. 6783.—Chol. 3; Diarr. 2.—First case of cholera occurred September 12th, at Bug's Hill, Ely, St. Mary, a single woman, aged 41, after an attack of 26 hours' duration. The next case September 26th, at the Union workhouse, a pauper, aged 57, formerly a grocer. Last case occurred also in the Union workhouse, October 10th, a female, aged 79, after an attack of 30 hours' duration.

190; 4. —; *Littleport*. Pop. 5514.—Chol. 0; Diarr. 5.—Four were children under 2 years of age, the other a person aged 77.

191; 1. NORTH WITCHFORD; *Chatteris*. — Pop. 7928.—Chol. 16; Diarr. 10.—First 2 cases of cholera occurred in the Union workhouse, March 6th and 7th, labourers, aged 39 and 52. No other fatal case occurred until October 7th, when a labourer died, aged 25, after an attack of 12 hours' duration. Of the 16 cases, 11 took place at Welches Dam. 8 cases occurred during the month of October, and 3 in November. Last case, November 11th, at Welches Dam, a labourer's daughter, aged 3.

191; 2. —; *March*. Pop. 6805; — Chol. 69; Diarr. 5.—The whole of these cases occurred at March during the months of September, October, and November. The first case of cholera took place September 1st, a labourer, aged 21, after an attack of 12 hours' duration. On the following day 2 other labourers (aged 32 and 33) died after an attack of 10 and 19 hours. Of the 69 cases of cholera, 50 were of labourers and their families. Last case occurred November 25th, a labourer's widow, aged 74, attacked 27 hours.

192; 1. WHITTLESEY; *Whittlesey*. Pop. 6874.—Chol. 12; Diarr. 7.—First case of cholera occurred at Horsegate, June 12th, a labourer's wife, aged 64. The next case was on August 13th, at Briggate, a widow, aged 21, after an attack of 10 hours' duration. Of the 12 cases, 2 occurred at Briggate, and 4 at Latterseyfield. Last case, October 3rd, at Union workhouse, a labourer, aged 53, after an attack of 12 hours' duration.

193; 1. WISBEACH; *Leverington*. Pop. 5148.—Chol. 22; Diarr. 4.—First case of cholera occurred at Fen Parson Drove, February 8th, a labourer's daughter, aged 3, attacked 16 hours. No other fatal case is recorded until August 16th, at Guyhirn, when a labourer's two daughters died, aged 7 and 5, after an attack of 16 hours each. Last case occurred at Leverington September 25th, a labourer's wife, aged 44.

193; 2. —; *Wisbeach St. Peter*. Pop. 8530.—Chol. 80; Diarr. 17.—First case of cholera occurred August 13th, at Bevis Lane, in a labourer's daughter, aged 28, after an attack of 16 hours' duration. On August 16th, two other cases occurred, a labourer's wife, and a mariner's wife, aged 31 and 21; from this to the end of September scarcely a day passed without some deaths being recorded. On September 2nd, 5 cases occurred; on the 3rd, 6 cases; 7th, 6 cases; 8th, 7 cases. The epidemic was now at its

height, and continued very fatal until the end of the month; but not one case occurred after the 30th. It was most fatal in the following localities, viz., Canalside, Old-horse Fair, North and South Brink, Elm-road; and 6 cases in the Union workhouse. Last case occurred September 30th, at Nettle Bank, a labourer's daughter, aged 4.

193; 3. **WISBEACH; Walpole St. Peter.** Pop. 2883.—Chol. 3; Diarr. 0.—First case occurred August 23rd, in a single woman, aged 48, after an attack of 22 hours' duration. Next case August 26th, a labourer's wife, aged 67. Last case September 1st, a farmer's daughter, aged 8, after an attack of 14 hours, all three deaths took place at West Walton.

193; 4. —; **Terrington St. Clement.** Pop. 4408.—Chol. 1; Diarr. 3.—The death from cholera occurred at Tilney St. Lawrence, September 1st, a labourer, aged 44. Of the diarrhoea cases 2 were of children under 2 years of age, the other a female aged 18.

193; 5. **WISBEACH; Walsoken.** Pop. 5369.—Chol. 27; Diarr. 13.—First case of cholera occurred at Walsoken August 25th, in a labourer, aged 48, after an attack of 2 days' duration. On September 5th 2 fatal cases took place at Elm, a bailiff's son and daughter, aged 13 and 11. On the 7th, 4 other deaths occurred at the same place. Of the 27 cholera cases, 15 occurred at Elm, 10 at Walsoken, and 2 at Enmeth. Last case at Walsoken, October 11th, a labourer, aged 63.

193; 6. —; **Upwell.** Pop. 5147.—Chol. 5; Diarr. 9.—First death from cholera occurred on January 12th, a labourer's widow, aged 48. No other cholera case is recorded until October 3rd, when a labourer's wife died, aged 53; on October 31st, a labourer, aged 27, died after an attack of 14 hours' duration. November 13th, a labourer, aged 18, after an attack of 40 hours. Last case occurred November 20th, a labourer, aged 40.

IV. EASTERN DIVISION.

14. ESSEX.

194; 1. **WEST HAM; Stratford.** Pop. 7690.—Chol. 64; Diarr. 11.—Cholera had appeared in this sub-district at the close of 1848, and in January 1849 it proved fatal to three children under 4 years of age. 2 cases were recorded in June, viz., on the 9th and 14th, a labourer, aged 32, and a child, 5. The subsequent visitation commenced with the death of a bricklayer's wife, aged 25, after 21 hours' attack, at Harrow Bridge, on the 24th July; a hawker, 29, died 2 days after (*inquest*); and on the 30th, 2 cases occurred in Wood's-yard, and one (that of a cabinet-maker, aged 38) in James-place. During August the epidemic was fatal in New-street, West-street, Farringdon-place, Waterworks-row (in each of which more than one death took place), and in other localities. In September 36 deaths from cholera took place, including several in the places mentioned, 4 in Laboratory-yard, 3 in East-street, 3 in High-street, and 4 in one family (the children of a cabinet-maker, all on September 5th), in Stratford-place. 6 cases were recorded in October, the last being that of a labourer's son, on the 16th, in Waterworks-row.

194; 2. —; **West Ham.** Pop. 6698.—Chol. 48; Diarr. 10.—The first fatal case of cholera in this sub-district was that of a Sawyer's wife, after 30 hours' attack, at Plaistow, June 26th. No other case was recorded until July 13th, when a female, aged 79, died in the almshouses, West Ham, after 36 hours' illness. The 3rd death occurred in Greengate-street, Plaistow, July 30th. During August and September the epidemic was fatal to 44 persons, including 8 (5 of whom were of one family) in Church-street, West Ham; 5 at Whitehall-place, Forest Gate (3 being of one family at No. 3); 3 at No. 4 Plaistow lane, and 2 at No. 19 Baker's-row. The last case was that of a labourer's wife, at East Ham, October 3rd, after 17 hours' attack.

194; 3. —; **Leyton.** Pop. 4882.—Chol. 17; Diarr. 11.—A labourer, aged 20, died from cholera at Leyton, May 26th (*inquest*), but no other fatal cases occurred until July 18th, when a female, aged 25, died at the Union workhouse, after 2 days' illness. Diarrhoea was prevalent during August. In September 5 deaths from cholera were recorded at

Wanstead, 4 at Leytonstone, and one at Leyton. In October there were 4 deaths from cholera, all at Wanstead: the last being that of a labourer's son, aged 15, on the 27th.

194; 4. **WEST HAM; Walthamstow.** Pop. 7650.—Chol. 5; Diarr. 7.—A case described as "sporadic cholera" terminated fatally, after 58 hours, at Woodford, February 21st, a banker, aged 83. 2 deaths from cholera took place in August, viz., a coach-master, at Salway Hill, Woodford, on the 2nd; and a shoemaker, at Woodford Bridge, on the 24th. The other cases occurred at Walthamstow, in September, and were those of a labourer's son, aged 14, at Chapel-end, and a blacksmith in Wood-street.

195; 1. **EPPING; Chigwell.** Pop. 4901.—Chol. 4; Diarr. 4.—The fatal cases of cholera were as follows:—a draper's wife, aged 37, at Loughton, August 1st, after 26 hours' attack; a policeman's wife, at Chigwell, August 23rd; a child in England's-lane, Loughton, September 28th, and a labourer's daughter, 17, in the Old Road Loughton, October 5th.

195; 2. —; **Epping.** Pop. 5423.—Chol. 7; Diarr. 5.—A death from cholera, that of a labourer, aged 71, took place in February, at the Union workhouse, Thoydon Garnon, where 2 fatal cases occurred on September 20th, and another 2 days later. The remaining 3 cases were those of a labourer and 2 females, aged 66 and 75, in Pump-yard, Epping.

195; 3. —; **Harlow.** Pop. 5663.—Chol. 9; Diarr. 8.—Cholera was fatal in this sub-district in 2 localities only,—Fore-street, Harlow, and Latton-common, in both of which the first cases occurred on September 8th, and were those of children 5 years of age. On the following day a female, aged 56, died in Fore-street, and 5 other deaths took place there shortly afterwards. A brother of the first case at Latton Common died September 12th.

196; 1. **ONGAR; Bobbingworth.** Pop. 5804.—Chol. 1; Diarr. 0.—This case was that of a female, 64, at High Ongar, August 24th.

196; 2. —; **Chipping Ongar.** Pop. 5997.—Chol. 2; Diarr. 2.—The cases of cholera were as follows:—September 18th, a chair-maker, 67, at the Anchor public-house, Chipping Ongar; and on December 8th, a female, 57, at Abridge, after 30 hours'

illness. The Registrar states that "the poor cottages were visited by the parochial officers, and offensive nuisances removed, doubtless with much benefit."

197; 1. ROMFORD; *Romford*. Pop. 8038.—Chol. 68; Diarr. 13.—Cholera became fatal in this sub-district at Beacontree Heath, Dagenham, on July 30th, when a labourer's son, aged 14, died after 13 hours' attack. The next 2 cases occurred in the same family, in Wood-lane, Dagenham, August 13th, and 3 other deaths occurred there a few days afterwards. In Romford the first fatal case was that of a labourer, 77, at the workhouse, August 17th; followed by 2 deaths in Collier-row. The epidemic prevailed in this town during September, and, in a lesser degree, throughout October. In the first week of September it broke out with great virulence in Well-yard; 4 persons died there on the 2nd, and 2 on the following day. Other localities also furnished several deaths, viz., Dog-lane 2, High-street 11, Sun-yard 6 (including a labourer and his 2 children, September 14th), Collier-row 4, Balls-yard 2 (a bricklayer and his wife, September 19th). The last case recorded was on September 29th, in Dagenham parish, where 25 deaths from cholera had previously taken place.

197; 2. —; *Ilford*. Pop. 4500.—Chol. 59; Diarr. 12.—A labourer died from cholera (17 hours), after fever, on March 14th, in Union-court, Great Ilford. No other case was recorded until July 23rd, when cholera proved fatal to a gentleman, aged 77, at the Angel Inn, 24 hours after the commencement of the attack. In August and September the epidemic was fatal in Back-street (16 deaths), Sams-green, Philpots-yard, Chapel-row, Woods-row, Cottage-row, White-row, the Grove, and in other parts of Ilford. Six cases terminated fatally at Barkingside. The last case recorded in the sub-district was that of a female, 72, in the Grove Ilford, September 23rd. The deaths from diarrhoea were, without exception, those of very young children, chiefly in July and at the beginning of August.

197; 3. —; *Barking Town*. Pop. 4218.—Chol. 29; Diarr. 5.—A death from cholera, that of a fisherman's wife, took place in Barking on February 19th, after an attack of 24 hours. The disease was not again fatal in the sub-district until July 12th, on which day a fisherman, aged 45, died on board a vessel in the River Thames, after 18 hours' illness; and 4 days later another fisherman died, in Prince Regent's-court. 3 other deaths from cholera occurred in July, 9 in August, and 13 in September, chiefly fishermen and their families. The last case recorded was that of a labourer, 35, in Fisher-street, October 1st, after being ill only 8 hours. Amongst the victims of the epidemic in Barking were 6 in Heath-street, 7 in Axe-street, 6 in Fisher-street, and 2 in Hart-street.

197; 4. —; *Hornchurch*. Pop. 5450.—Chol. 7; Diarr. 13.—Cholera became fatal in this sub-district on August 25th, when a labourer's wife, aged 75, died at Great Warley. The next case was that of a female, 59, at Hornchurch, 2 days afterwards. The other deaths from the epidemic, were 2 at Rainham, 2 at Upminster, and one at Great Warley. Diarrhoea was fatal to 11 children and 2 aged persons.

198; 1. ORSETT; *Grays*. Pop. 5322.—Chol. 13; Diarr. 11.—A death from cholera occurred in January, at Grays, a sailor, aged 22 (*inquest*). No other case was recorded until August 2nd, when a labourer's wife, aged 50, died after 12 hours' attack. With the exception of 2 deaths at South Ockendon, the mortality from cholera in this sub-district was confined to Grays, and occurred almost

entirely amongst the labouring population of that parish.

198; 2. ORSETT; *Orsett*. Pop. 4834.—Chol. 15; Diarr. 3.—The first fatal cases of cholera in this sub-district occurred in July, viz., on the 23rd, a labourer's wife, aged 19, after 14 hours' attack, and on the 27th, a labourer, 59, attacked 9 hours, both at Orsett. The epidemic proved fatal to another person at Orsett, to a bargeman, and a labourer in the Union workhouse, 5 persons at Mucking, 3 at Fobbing, one at Stan-ford-le-Hope, and one (the last case recorded, October 14th) at Bulpham.

199; 1. BILLERICAY; *Brentwood*. Pop. 6377.—Chol. 1; Diarr. 2.—The case of cholera was that of a female, 62, in James's-place, Brentwood, September 9th.

199; 2. —; *Great Burstead*. Pop. 5072.—Chol. 3; Diarr. 5.—The deaths from cholera were those of a labourer's wife, 20, on August 25th, after 30 hours' attack; a child, 4, September 13th; and a chemist, 36, 2 days later, all at Great Burstead. Two aged paupers died from diarrhoea in the workhouse.

199; 3. —; *Wickford*. Pop. 2158.—Chol. 0; Diarr. 1.—An infant.

200; 1. CHELMSFORD; *Ingatestone*.—Pop. 6581. Chol. 0; Diarr. 0.

200; 2. —; *Chelmsford*. Pop. 7151.—Chol. 3; Diarr. 3.—The fatal cases of cholera were as follows:—September 10th, in Conduit-street, a shoemaker, 46; September 30th, near Baddow-lane, Maulsham, a labourer, 42, after 15 hours' attack; and October 5th, in Duke-street, Chelmsford, a female, 53, attacked 24 hours.

200; 3. —; *Writtle*. Pop. 5018.—Chol. 0; Diarr. 2.

200; 4. —; *Great Waltham*. Pop. 5267.—Chol. 0; Diarr. 2.

200; 5. —; *Great Baddow*. Pop. 6590.—Chol. 1; Diarr. 2.—The case of cholera was that of a person aged 35, at Great Baddow, August 8th.

201; 1. ROCHFORD; *Rayleigh*. Pop. 5347.—Chol. 9; Diarr. 6.—The first fatal case of cholera in this sub-district was that of a labourer's daughter, aged 8, at Rayleigh, August 11th, after 36 hours' illness. A second death from the epidemic took place August 24th, followed by one at South Benfleet, 3 days after. In September the deaths of 5 persons at Raleigh, and one at South Benfleet, were recorded, the last case having occurred in the former parish on the 29th.

201; 2. —; *Prittlewell*. Pop. 4042.—Chol. 41; Diarr. 7.—A case of cholera, that of a labourer's child, aged 2, occurred at Prittlewell, January 6th, after 36 hours' attack. No other cases were recorded in the sub-district until July, when a waterman died, after 16 hours' illness, at Southend, on the 5th; a female, aged 60, at Southchurch, 3 days afterwards; a female, aged 56, and another waterman, aged 27, at Southend, on the 10th and 11th. The next death from cholera took place on August 2nd, on board a vessel off Southend; from this day to September 16th (when the last case occurred, the master of a brig, off Southend) it proved fatal to 16 persons at Leigh, chiefly fishermen and their families. 10 at Prittlewell, 4 at Southend, one at Southchurch, and 4 in vessels.

201; 3. —; *Rochford*. Pop. 3986.—Chol. 20; Diarr. 5.—Cholera became fatal in this sub-district August 16th, on which day a baker, aged 63, died after 23 hours' illness, at Rochford. The next cases occurred at Paglesham, September 3rd and 6th,—a gentleman, 69, and a mariner's widow, 75; fol-

lowed by single deaths at Canewdon and Great Stambridge. From September 25th all the deaths recorded took place in the Union workhouse, Rochford, where 15 persons died from cholera in about 3 weeks.

201; 4. **ROCHFORD**; *Great Wakering*. Pop. 2545.—Chol. 35; Diarr. 1.—With one exception, the whole of the deaths from cholera were in Great Wakering parish, where the first case occurred August 2nd, a labourer's wife, 20, after 23 hours' attack, followed by that of a child, attacked 36 hours, on the 3rd. The epidemic continued to prevail until September 30th, its greatest intensity being from September 6th (on which day 4 persons died) to the 19th. A farmer's wife, 46, died after 30 hours' attack, at North Shoebury, September 6th. The principal mortality was in the families of labourers.

202; 1. **MALDON**; *Southminster*. Pop. 4580.—Chol. 16; Diarr. 2.—Cholera appeared in this sub-district at the close of 1848 and in the early part of 1849. A fatal case occurred at Burnham, February 2nd, a labourer, aged 39, and another at Althorne, March 8th. The disease re-appeared in September, at Althorne, where one death took place, followed by 13 at Steeple, between September 25th and October 30th.

202; 2. —; *Bradwell*. Pop. 2754.—Chol. 10; Diarr. 4.—The first death from cholera in this sub-district was that of a labourer's daughter, 19, on the 14th July, at Bradwell, in which parish the second case occurred on the 30th, and another, August 6th. The epidemic proved fatal to a labourer, 63, on August 30th, and to 7 other persons in September, at Tillingham. The last cases occurred at St. Lawrence, September 17th and October 2nd.

202; 3. —; *All Saints*. Pop. 4608.—Chol. 1; Diarr. 6.—The case of cholera was that of a female, aged 53, after 16 hours' illness, in All Saints, Maldon, August 16th. Of the deaths from diarrhoea, 4 were those of infants.

202; 4. —; *St. Peter*. Pop. 5707.—Chol. 5; Diarr. 10.—The fatal cases of cholera in this sub-district were as follows:—In St. Peter's, Maldon, a mariner's daughter, aged 13, on July 28th; at Heybridge, another mariner's child, aged 4, July 30th; a groom, 66, on September 17th; and a female, 79, 3 days afterwards, both in St. Peter's; and an infant, at Great Totham, September 24th. Diarrhoea was fatal to 3 persons in the Union workhouse.

202; 5. —; *Tollesbury*. Pop. 3162.—Chol. 0; Diarr. 0.

203; 1. **TENDRING**; *St. Osyth*. Pop. 6196.—Chol. 2; Diarr. 2.—Both cases of cholera occurred at Thorrington. A corn-merchant, 49, on September 1st, after 12 hours' attack; and a labourer's daughter, aged 16, September 27th.

203; 2. —; *Thorpe*. Pop. 6131.—Chol. 0; Diarr. 4.

203; 3. —; *Harwich*. Pop. 3829.—Chol. 69; Diarr. 17.—A case of cholera terminated fatally in 24 hours on January 14th, a mariner's daughter, aged 14. The next case recorded occurred on June 18th, a mariner, 44, in King's Head-street, after 12 hours' attack; and on the 30th, another mariner died on board a vessel in Harwich Harbour. During the months of July, August, and September, the epidemic was very prevalent and fatal in Harwich, chiefly in the families of mariners, fishermen, and dredgermen. On several days 3 or 4 deaths occurred. On August 27th and September 6th the daily mortality from cholera was 6. 25 persons died in the week ending September 8th. The parts of the town in which the epidemic was most fatal were

as follow:—King's Head-street, 17 deaths; Castle Gate-street, 12; West-street, 11; Custom House-alley, 6; Bath-side, 5; King's Quay-street, 4; Church-street, 4; and on board ships in the Harbour, 5. No case of cholera or diarrhoea was recorded after September 30th.

203; 4. **TENDRING**; *Manningtree*. Pop. 5189.—Chol. 0; Diarr. 6.

203; 5. —; *Ardleigh*. Pop. 4908.—Chol. 0; Diarr. 4.—Of these cases 3 occurred at Great Bromley, in October, and terminated fatally, after attacks of one day in two instances, and 2 days in the other.

204; 1. **COLCHESTER**; *Colchester First Ward*.—Pop. 7176. Chol. 2; Diarr. 4.—The cases of cholera were those of a policeman, 49, in Magdalen-street, September 30th, after 3 days' illness, and a labourer's widow, 82, in the same street, October 26th.

204; 2. —; *Colchester, Second Ward*.—Pop. 5347.—Chol. 0; Diarr. 1.—An infant.

204; 3. —; *Colchester, Third Ward*.—Pop. 5267.—Chol. 2; Diarr. 0.—The first of these cases occurred in February, in Maidenburgh-street, a dressmaker, 18, after 24 hours' attack (*inquest*); the other at Parson's Heath, Greenstead, September 17th, a hawker, 50, after 4 days' illness.

205; 1. **LEXDEN**; *Wivenhoe*. Pop. 3654.—Chol. 0; Diarr. 13.—Of these cases, 11 occurred in Brightlingsea, chiefly in October, and nearly all in the families of mariners.

205; 2. —; *Peldon*. Pop. 4366.—Chol. 2; Diarr. 6.—The cases of cholera were those of a merchant, 78, at East Donyland, October 10th, after being attacked 24 hours following diarrhoea; and a mariner, 58, at Salcot, October 14th, after 32 hours' attack.

205; 3. —; *Stanway*. Pop. 4125.—Chol. 0; Diarr. 4.—A labourer, 73, in the Union workhouse and 3 children at Copford.

205; 4. —; *Fordham*. Pop. 4355.—Chol. 1; Diarr. 8.—The case of cholera occurred at Fordham, January 19th, a labourer's son, 6, after 24 hours' attack, preceded by diarrhoea. Of the deaths from diarrhoea, 4 took place in Great Tey and 2 in Chapel.

205; 5. —; *Dedham*. Pop. 4395.—Chol. 0; Diarr. 2.

206; 1. **WITHAM**; *Kelvedon*. Pop. 4090.—Chol. 1; Diarr. 4.—The case of cholera occurred at Rivenhall, July 24th, a gentleman, aged 66, after 2 days' illness.

206; 2. —; *Witham*. Pop. 6619.—Chol. 0; Diarr. 1.

206; 3. —; *Coggeshall*. Pop. 4701.—Chol. 1; Diarr. 8.—The case of cholera was that of a labourer, aged 55, in Stoneham-street, Great Coggeshall, October 31st, after 3 days' illness. The 8 cases of diarrhoea also occurred in that parish, chiefly in October.

207; 1. **HALSTEAD**; *Halstead*. Pop. 10325.—Chol. 0; Diarr. 13.—2 cases of diarrhoea were fatal in the Union workhouse, Halstead; the others were chiefly those of children in Halstead parish.

207; 2. —; *Hedingham*. Pop. 7395.—Chol. 0; Diarr. 1.

208; 1. **BRAINTREE**; *Finchingfield*. Pop. 5128.—Chol. 0; Diarr. 1.

208; 2. —; *Bocking*. Pop. 5315.—Chol. 0; Diarr. 3.

208; 3. —; *Braintree*. Pop. 5575.—Chol. 0; Diarr. 4.

209; 1. **DUNMOW**; *Stebbing*. Pop. 5150.—Chol. 0; Diarr. 2.

209; 2. DUNMOW; *Dunmow*. Pop. 5370.—Chol. 0; Diarr. 4.

209; 3. —; *Hatfield Broad Oak*. Pop. 4637.—Chol. 3; Diarr. 2.—The 3 deaths from cholera occurred in White Roothing. The Registrar gives the following particulars of these cases:—"A woman and her child (6 years old) came from West Ham (where it was at that time very fatal) on the evening of September 8th; about 2 hours after eating her supper, the child was attacked with severe and constant vomiting and purging; collapse took place the following morning, when they applied for assistance; she died on the same evening, September 9th, after 19 hours' illness. The grandmother of the child, aged 62, was seized with diarrhoea, and after 3 days' illness applied for assistance, collapse having begun; she died on the morning of September 14th. The grandfather, aged 61, was attacked with severe vomiting and purging on the 20th, collapse took place a few hours after, from which he recovered, but he died of consecutive fever on September 24th. The father and mother of the deceased child were attacked with choleraic symptoms, but by timely application soon recovered. No other deaths from cholera have occurred."

209; 4. —; *Thaxted*. Pop. 4723.—Chol. 0; Diarr. 5.

210; 1. SAFFRON WALDEN; *Newport*. Pop. 5103.—Chol. 1; Diarr. 2.—The death from cholera was that of a child, aged one year, at Debden, July 22nd, after influenza.

210; 2. —; *Saffron Walden*. Pop. 8736.—Chol. 0; Diarr. 2.

210; 3. —; *Radwinter*. Pop. 4991.—Chol. 0; Diarr. 3.

15. SUFFOLK.

211; 1. RISBRIDGE; *Haverhill*. Pop. 7063.—Chol. 4; Diarr. 2.—The cases of cholera were all of children under 10 years of age, at Kedington, between May 21st and July 4th.

211; 2. —; *Wickhambrook*. Pop. 5163.—Chol. 0; Diarr. 2.

211; 3. —; *Clare*. Pop. 5214.—Chol. 0; Diarr. 5.

212; 1. SUDBURY; *Bulmer*. Pop. 4908.—Chol. 0; Diarr. 3.

212; 2. —; *Bures*. Pop. 5820.—Chol. 0; Diarr. 1.

212; 3. —; *Sudbury*. Pop. 7969.—Chol. 0; Diarr. 12.—Of these deaths 4 occurred in the Union workhouse (aged paupers), and 5 in other parts of Sudbury parish.

212; 4. —; *Melford*. Pop. 5280.—Chol. 1; Diarr. 0.—This case occurred at Melford, April 19th, a female, aged 72.

212; 5. —; *Hartest*. Pop. 6042.—Chol. 0; Diarr. 2.

213; 1. COSFORD; *Lavenham*. Pop. 8064.—Chol. 0; Diarr. 4.

213; 2. —; *Hadleigh*. Pop. 10174.—Chol. 0; Diarr. 8.—Two cases in the Union workhouse, 2 in Hadleigh, and 2 in Elmsett.

214; 1. THINGOE; *Rougham*. Pop. 6304.—Chol. 0; Diarr. 0.

214; 2. —; *Fornham*. Pop. 5534.—Chol. 0; Diarr. 1.

214; 3. —; *Ixworth*. Pop. 6197.—Chol. 0; Diarr. 3.

215; 1. BURY ST. EDMUNDS; *Bury St. Edmunds*. Pop. 12538.—Chol. 3; Diarr. 4.—The 3 fatal cases of cholera at Bury were as follows:—a labourer's wife, 28, in Steel's-yard, Churchgate-street,

January 17th; a draper, 38, in Abbey Gate-street, June 28th, after 11 hours' attack; and a female, 35, at 7 Almsrow, September 26th.

216; 1. MILDENHALL; *Worlington*. Pop. 3682.—Chol. 0; Diarr. 1.

216; 2. —; *Lakenheath*. Pop. 5502.—Chol. 0; Diarr. 0.

217; 1. STOW; *Walsham-le-Willows*. Pop. 5727.—Chol. 0; Diarr. 0.

217; 2. —; *Rattlesden*. Pop. 6386.—Chol. 1; Diarr. 3.—The death from cholera was that of a labourer, 71, at Onehouse, January 10th, after 18 hours' attack.

217; 3. —; *Stow-Market*. Pop. 7565.—Chol. 1; Diarr. 4.—The case of cholera was that of an infant at Stowmarket, September 9th.

218; 1. HARTISMERE; *Mendlesham*. Pop. 5985.—Chol. 0; Diarr. 2.

218; 2. —; *Botesdale*. Pop. 5536.—Chol. 1; Diarr. 3.—The case of cholera occurred at Redgrave, June 16th, a harness-maker, aged 26.

218; 3. —; *Eye*. Pop. 7009.—Chol. 0; Diarr. 4.—All in the Union workhouse, Eye, aged paupers.

219; 1. HOXNE; *Stradbroke*. Pop. 8286.—Chol. 0; Diarr. 5.

219; 2. —; *Dennington*. Pop. 7510.—Chol. 1; Diarr. 4.—The case of cholera was that of a farmer's wife, 29, after childbirth, at Southolt, June 14th.

220; 1. BOSMERE; *Coddenham*. Pop. 8860.—Chol. 0; Diarr. 7.

220; 2. —; *Needham Market*. Pop. 7661.—Chol. 1; Diarr. 3.—The case of cholera was that of a labourer's child, aged 3, at Bramford, October 25th, after 24 hours' attack, with symptoms of incipient scarlatina.

221; 1. SAMFORD; *Capel, St. Mary*. Pop. 6589.—Chol. 1; Diarr. 5.—The death from cholera occurred on September 8th, at Burstall, an agricultural labourer, aged 74, after 2 days' illness.

221; 2. —; *Holbrook*. Pop. 5224.—Chol. 1; Diarr. 2.—The case of cholera was that of a mariner, aged 50, at Chelmondiston, on September 16th.

222; 1. IPSWICH; *St. Matthew*. Pop. 9841.—Chol. 4; Diarr. 22.—Diarrhoea was epidemic in this sub-district during August and September, but assumed the choleraic form in 4 fatal cases only, the first being that of a mariner, 20, on August 15th, at the Lock Tavern, St. Peters; the others occurred respectively in Portman-street, Stoke-street, and Falcon-street.

222; 2. —; *St. Clement*. Pop. 7625.—Chol. 5; Diarr. 13.—The 5 deaths from cholera were as follows:—on July 6th in Fore-street, a master mariner, 61; on August 9th, in Rope-lane, a gentleman's wife, 44, after 9 hours' attack; on August 12th, in the Wet Dock, St. Clements, a master mariner; on the following day, in John-street, a mariner, 27; and on August 16th, in Fore hamlet, a mariner's wife, 29. In September 7 fatal cases of diarrhoea, but none of cholera, were recorded.

222; 3. —; *St. Margaret*. Pop. 7798.—Chol. 9; Diarr. 24.—Cholera became fatal in this sub-district on August 13th, when a mariner, aged 43, died in St. Helens (*inquest*); and 4 days later, a labourer's widow, 66, in the Rope-walk. The other 7 cases occurred at intervals until September 19th, after which day no death from cholera was recorded, although diarrhoea continued prevalent and fatal. Of the 24 cases of diarrhoea, 14 were those of children under one year of age.

223; 1. WOODBRIDGE; *Carlford*. Pop. 5324.—Chol. 1; Diarr. 5.—The case of cholera occurred at

Plaford, on July 17th, a labourer's child, aged 2 years.

223; 2. **WOODBIDGE: Colneis.** Pop. 5715.—Chol. 2; Diarr. 3.—Both cases of cholera occurred in the Union workhouse, viz., on August 23rd, the porter of the institution, aged 44, and two days afterwards, a labourer, aged 71.

223; 3. —; **Woodbridge and Wilford.**—Pop. 8275.—Chol. 3; Diarr. 6.—The deaths from cholera were as follows:—on January 2nd, at Hollesley, a labourer's child, aged 8; on September 3rd, a labourer, 61, at Boyton; and on September 10th, an infant at Sutton.

223; 4. —; **Woodbridge Out.** Pop. 3687.—Chol. 0; Diarr. 0.

224; 1. **PLOMESGATE; Earl Soham.** Pop. 2780.—Chol. 0; Diarr. 0.

224; 2. —; **Framlingham.** Pop. 3616.—Chol. 0; Diarr. 1.

224; 3. —; **Wickham Market.** Pop. 4119.—Chol. 0; Diarr. 0.

224; 4. —; **Orford.** Pop. 3426.—Chol. 0; Diarr. 0.

224; 5. —; **Aldeburgh.** Pop. 3991.—Chol. 0; Diarr. 1.

224; 6. —; **Saxmundham.** Pop. 3119.—Chol. 0; Diarr. 1.

225; 1. **BLYTHING; Westleton.** Pop. 9405.—Chol. 1; Diarr. 12.—The single case of cholera was that of a labourer, aged 64, at Yoxford, on January 14th, after 5 days' illness. Diarrhoea was fatal amongst children and aged persons.

225; 2. —; **Halesworth.** Pop. 8637.—Chol. 1; Diarr. 4.—The death from cholera occurred on June 2nd, at Walpole, a labourer, aged 66.

225; 3. —; **Wenhaston.** Pop. 9279.—Chol. 2; Diarr. 6.—Both cases of cholera occurred at Wrentham, viz., on January 3rd, a labourer, aged 74, and on June 15th, a schoolmaster's wife, 65.

226; 1. **WANGFORD; Bungay.** Pop. 6886.—Chol. 1; Diarr. 10.—The case of cholera was that of a child, aged 2, on February 10th, in Bungay, Holy Trinity, where diarrhoea prevailed amongst children and persons of advanced ages.

226; 2. —; **Beccles.** Pop. 6974.—Chol. 9; Diarr. 8.—The first fatal cases of cholera in this sub-district, were those of 2 children of a blacksmith, on August 23rd and 24th, at Pudding-moor, Beccles; a waterman's wife, aged 62, died on the latter day, in the same place. Four deaths at Swines-green, 2 being in one family; one in Peddars-lane, and one in Smallgate-street, were also recorded.

227; 1. **MUTFORD; Kessingland.** Pop. 3470.—Chol. 0; Diarr. 2.

227; 2. —; **Lowestoft.** Pop. 7607.—Chol. 23; Diarr. 6.—Cholera became fatal in this sub-district in June; a mariner, aged 51, died on the 11th, in the Infirmary, and another, aged 24, in the workhouse, Oulton, 5 days later. In Lowestoft, cholera was fatal to a female, aged 49, on August 28th, and to 8 persons during September; the last case in the Mutford district occurred on November 1st, in that town. The mortality from cholera in the workhouse was 12.

227; 3. —; **Gorleston.** Pop. 5315.—Chol. 4; Diarr. 2.—The 4 cases of cholera were as follows:—on September 5th, at South Town, a surgeon's wife, aged 75, after 2 days' illness; on the following day a fisherman's daughter, 14; and on September 10th, a fisherman, 58, both at Gorleston; and on October 13th, at South Town, a shoemaker's wife, aged 74.

16. NORFOLK.

228; 1. **YARMOUTH; Yarmouth Southern.**

Pop. 10009.—Chol. 17; Diarr. 22.—After several fatal cases of diarrhoea in August, the first death from cholera in the sub-district occurred on the 26th, in Row No. 102, a mariner, aged 62, after 12 hours' attack. The next cases were those of a "beachman" on September 3rd, in Row 125, and a coal-heaver's wife, in Row No. 78, on the following day. The mortality from cholera was confined almost exclusively to the Rows, two persons in one family died in Row No. 120, and the same in Row No. 128. No cases were recorded after October 9th.

228; 2. —; **Yarmouth Northern.** Pop. 14077.—Chol. 70; Diarr. 22.—Cholera became fatal in this sub-district 16 days before any case had been recorded in the foregoing. The first death was that of a mariner's widow, aged 62, on August 9th, in Row No. 62; followed by that of a ship's carpenter, 23, in the Market, on the 10th. Two cases were fatal on the North Quay a few days after, and from that time until the middle of October the epidemic was very prevalent, particularly in the Rows, where the total mortality from cholera was 24, and from diarrhoea 11. In the workhouse 20 deaths from cholera took place, and at Fuller's Hill 8. Of the 70 cases recorded, 46 were those of males, including 16 mariners.

229; 1. **FLEGG; East Flegg.** Pop. 3291.—Chol. 1; Diarr. 4.—The case of cholera was that of a labourer's wife, aged 55, at Caister, September 20th, after 12 hours' attack.

229; 2. —; **West Flegg.** Pop. 4385.—Chol. 1; Diarr. 5.—The single death from cholera in this sub-district was that of a labourer's widow, 77, after 14 hours' illness, at Martham, September 6th.

230; 1. **TUNSTEAD; Ludham.** Pop. 3805.—Chol. 2; Diarr. 3.—The cases of cholera occurred at Potter Heigham, October 8th, a labourer's child, after 12 days' illness, without medical attendance; and at Catfield, November 8th, a female, 13, attacked 9 days.

230; 2. —; **Smallburgh.** Pop. 4834.—Chol. 2; Diarr. 6.—The 2 deaths from cholera took place at Honing, an innkeeper, 53, after 17 hours' attack, on October 7th; and a pensioner, 51, a fortnight later. At Smallburgh, a daughter of the master of the workhouse died from diarrhoea and exhaustion, 13 hours, on June 27th.

230; 3. —; **Stalham.** Pop. 4265.—Chol. 0; Diarr. 2.

230; 4. —; **North Walsham (or Bacton).** Pop. 2529.—Chol. 0; Diarr. 0.

231; 1. **ERPINGHAM; North Walsham.** Pop. 6953.—Chol. 1; Diarr. 3.—The case of cholera was that of a brewer's daughter, 27, at North Walsham, September 17th, after 3 days' illness.

231; 2. —; **Cromer.** Pop. 6744.—Chol. 0; Diarr. 5.—Three infants and 2 aged females.

231; 3. —; **Holt.** Pop. 6810.—Chol. 0; Diarr. 2.

232; 1. **AYLESHAM; Eynsford.** Pop. 9486.—Chol. 0; Diarr. 2.

232; 2. —; **Buxton.** Pop. 10570.—Chol. 21; Diarr. 5.—Cholera broke out in Buxton about the middle of September; the first fatal case was that of a labourer, 21, "after a night of intemperance," on the 15th; and on the following day two children of a bricklayer died, after being attacked "without premonitory symptoms," 20 and 26 hours. A fourth case occurred in Buxton on the 18th, followed by 5 deaths in one family, a carpenter, his sister, and 3 children. In October the epidemic appeared at

Coltishall, where 8 deaths occurred; 3 others were recorded at Buxton and one at Belaugh.

233; 1. *St. Faiths*; *St. Faiths*. Pop. 5708.—Chol. 0; Diarr. 0.

233; 2. —; *Sprowston*. Pop. 5837.—Chol. 6; Diarr. 0.—These cases were as follows:—at Horstead, October 3rd, a labourer's daughter, 4, after 12 hours' illness; at Sprowston, October 21st, a pensioner, 55; and the rest at Wroxham, a labourer's wife, 37, and 3 children (2 of the same family), all in October.

234; 1. *Norwich*; *Coslany*. Pop. 11942.—Chol. 4; Diarr. 21.—The following are the particulars of the 4 cases of cholera:—On the 29th of August, in Infirmary-road, St. Clements, the daughter of a hawker, aged 4 years, after 6 hours' attack; September 19th, in St. John's Head-yard, a shoemaker's daughter, 7, ill 22 hours; and on October 27th, a single woman, 21, after 3 days' illness; and a weaver, 32, after 7 hours' attack, both in Distillery-yard, St. Mary. Of the 21 deaths from diarrhoea, 17 were those of children, and 3 of aged persons.

234; 2. —; *East Wymer*. Pop. 12274.—Chol. 12; Diarr. 28.—The first case of cholera recorded in this sub-district was that of a servant girl, aged 14, on September 11th, in Two Brewers' Yard, after 12 hours' illness. A second fatal case occurred 10 days later in Fishgate-street, followed by 2 in Pig-lane, the children of a weaver. In October cholera was fatal to 4 persons in Queen's Head-yard, 2 in Le Neves-yard, one in Magdalene-street, and one (the last in the sub-district, on the 30th) in Cock-yard. Diarrhoea was fatal exclusively amongst children and aged persons.

234; 3. —; *Conisford*. Pop. 11050.—Chol. 4; Diarr. 21.—The 4 cases of cholera were as follows:—on September 16th, in St. Peter Southgate, a shoemaker's wife, 35; September 27th, in St. Etheldred, another shoemaker's wife, 38, after 16 hours' illness; October 8th, a tailor, 58, attacked 36 hours, and 4 days later his wife, after 3 days' illness, in St. Julian parish (particular streets not stated in the registers). Of the 21 cases of diarrhoea, 15 were those of children under 2 years of age.

234; 4. —; *Mancroft*. Pop. 13379.—Chol. 1; Diarr. 14.—The single case of cholera in this sub-district was that of an umbrella-maker's daughter, 11, in Row No. 21, Lakenham, July 28th, 9 infants under one year, 4 aged persons, and one adult died from diarrhoea.

234; 5. —; *West Wymer*. Pop. 13201.—Chol. 17; Diarr. 15.—Cholera was chiefly fatal in the part of this sub-district called Cockey-yard, where a warper's wife, aged 31, died 18 hours after being first attacked, on September 3rd, and her daughter, after 18 hours' attack, 4 days afterwards; and by September 16th, 7 other persons (all females) had fallen victims to the epidemic in that place. Cases were also recorded in Osborn's-yard, Church-alley, Lower Westwich-street (2), the workhouse (1), and City-road, Heigham: the last being that of a weaver's widow, aged 61, in Lord Camden-yard, November 2nd.

235; 1. *Forehoe*; *Costessy*. Pop. 4318.—Chol. 3; Diarr. 1.—The cases of cholera were as follows:—on October 3rd, at Bawburgh, a bricklayer, aged 42, after 14 hours' illness; on the 16th at Colton, a labourer, 24, cholera followed by typhoid fever, 11 days; and on the 22nd, also at Colton, a shoemaker's daughter, 5, after 8 hours' attack.

235; 2. —; *Wymondham*. Pop. 9212.—Chol. 0; Diarr. 2.

236; 1. *Henstead*; *Humbleyard*. Pop. 5840.—Chol. 1; Diarr. 2.—The case of cholera was that of a farm-servant, aged 20, at Colney, September 22nd.

236; 2. —; *Henstead*. Pop. 5541.—Chol. 0; Diarr. 0.

237; 1. *Blofield*; *Blofield*. Pop. 5310.—Chol. 0; Diarr. 4.

237; 2. —; *South Walsham*. Pop. 5245.—Chol. 0; Diarr. 4.

238; 1. *Loddon*; *Aldeby*. Pop. 4977.—Chol. 0; Diarr. 1.

238; 2. —; *Loddon*. Pop. 5015.—Chol. 0; Diarr. 1.

238; 3. —; *Woodton*. Pop. 4480.—Chol. 2; Diarr. 1.—The cases of cholera were as follows:—on March 15th, at Ditchingham, a labourer, aged 32; and on October 8th, at Seething, a charcoal burner, 29.

239; 1. *Depwade*; *Harleston*. Pop. 5973.—Chol. 0; Diarr. 3.

239; 2. —; *Diss*. Pop. 7093.—Chol. 0; Diarr. 3.

239; 3. —; *Stratton*. Pop. 6456.—Chol. 0; Diarr. 3.

239; 4. —; *Fornsett*. Pop. 6067.—Chol. 1; Diarr. 0.—This case occurred at Carleton-rode on September 17th, a labourer's wife, aged 47, after 4 days' illness.

240; 1. *Guilts Cross*; *Banham*. Pop. 5805.—Chol. 0; Diarr. 0.

240; 2. —; *Kenninghall*. Pop. 6159.—Chol. 0; Diarr. 1.

241; 1. *Wayland*; *Attleborough*. Pop. 5216.—Chol. 0; Diarr. 1.

241; 2. —; *Watton*. Pop. 5946.—Chol. 0; Diarr. 0.

242; 1. *Mitford*; *Shipdham*. Pop. 3138.—Chol. 0; Diarr. 0.

242; 2. —; *Mattishall*. Pop. 4630.—Chol. 0; Diarr. 0.

242; 3. —; *Bawdeswell*. Pop. 3471.—Chol. 0; Diarr. 3.

242; 4. —; *East Dereham*. Pop. 6944.—Chol. 0; Diarr. 4.

242; 5. —; *Litcham*. Pop. 5456.—Chol. 20; Diarr. 1.—Cholera was epidemic in this sub-district throughout the month of January. On the 3rd, a labourer's child, aged 3, died at Mileham, after 3 days' illness, and on the following day the disease proved fatal to a shopkeeper's wife, at Tittleshall. The whole of the subsequent deaths from cholera occurred between the 6th and 31st of January, and, with one exception, at Mileham, no less than 6 cases having terminated fatally in that parish on one day, January 23rd. On the 14th, a labourer, 57, died at East Lexham. All the deaths, except that at Tittleshall, were those of labourers and their families.

242; 6. —; *North Elmham*. Pop. 4833.—Chol. 1; Diarr. 0.—This case occurred on January 6th, at Colkirk, a labourer, aged 57, after 26 hours' attack.

243; 1. *Walsingham*; *Fakenham*. Pop. 6814.—Chol. 0; Diarr. 0.

243; 2. —; *Walsingham*. Pop. 6629.—Chol. 0; Diarr. 2.

243; 3. —; *Wells*. Pop. 7517.—Chol. 0; Diarr. 0.

244; 1. *Docking*; *Burnham*. Pop. 6259.—Chol. 0; Diarr. 3.

244; 2. —; *Snettisham*. Pop. 5292.—Chol. 0; Diarr. 1.

244; 3. —; *Docking*. Pop. 5376.—Chol. 17; Diarr. 1.—Epidemic cholera appeared in this sub-

district at the commencement of the year, but was fatal in 2 only of the 13 parishes comprised in it, viz., East and West Rudham. The first case recorded was that of a labourer's wife, aged 48, at West Rudham, January 5th, followed by 4 other deaths in that parish, and 12 in East Rudham, where the last took place February 13th. Of the 17 cases, 11 were in the families of labourers. East and West Rudham are situated inland, contiguous to each other.

245; 1. FREEBRIDGE LYNN; *Hillington*.—Pop. 4114.—Chol. 0; Diarr. 0.

245; 2. —; *Gayton*. Pop. 4289.—Chol. 0; Diarr. 1.

245; 3. —; *Middleton*. Pop. 2147.—Chol. 0; Diarr. 0.

245; 4. —; *Castle Rising*. Pop. 2030.—Chol. 0; Diarr. 1.

246; 1. KINGS LYNN; *Kings Lynn North*. Pop. 4857.—Chol. 2; Diarr. 1.—The cases of cholera were those of a corn-porter's wife, aged 49, in Pilot-street, after 7 days' illness, on January 1st, and a labourer, 68, in North-street, on the following day.

246; 2. —; *Kings Lynn Middle*. Pop. 5652.—Chol. 0; Diarr. 11.—Of these cases 4 were persons upwards of 70 years of age, and the rest children.

246; 3. —; *Kings Lynn South*. Pop. 6045.—Chol. 0; Diarr. 7.

247; 1. DOWNHAM; *Wiggenhall*. Pop. 6065.—Chol. 3; Diarr. 4.—The deaths from cholera were as follows: on January 7th, a labourer's son, aged 7, at Willenhall, St. Mary Magdalen; on September

7th, in the same parish, a labourer, 33; and on September 16th, at Holme, a carpenter's wife, 27.

247; 2. DOWNHAM; *Downham*. Pop. 8290.—Chol. 4; Diarr. 3.—The following are the particulars of the 4 cases of cholera: on May 26th, at Downham, a labourer, aged 53; on September 17th, a labourer's child, 2, at Fordham; on September 24th, a labourer's wife, 35, in the same parish; and on October 3rd, a labourer's widow, 60, at Denver (*inquest*).

247; 3. —; *Fincham*. Pop. 4847.—Chol. 0; Diarr. 0.

248; 1. SWAFFHAM; *Swaffham*. Pop. 6139.—Chol. 4; Diarr. 0.—These cases were as follows: on January 19th, at Newton by Castleacre, a labourer, 32, after 6 days' illness; on January 23rd and February 4th, 2 sons of labourers, aged 14 and 5, at the same place; and on February 4th, a labourer, 58, at Narburgh.

248; 2. —; *Saham Toney*. Pop. 6947.—Chol. 2; Diarr. 1.—The cases of cholera were those of a labourer's son, aged 5, at Necton, April 22nd, and a bricklayer's wife, 68, at Ashill, May 31st.

249; 1. THETFORD; *Methwold*. Pop. 8321.—Chol. 1; Diarr. 1.—The case of cholera occurred at Methwold, July 24th, a labourer's widow, aged 47.

249; 2. —; *Thetford*. Pop. 9220.—Chol. 2; Diarr. 7.—The deaths from cholera were those of a labourer, aged 46, on October 3rd, after 14 hours' attack, and a publican's wife, 43, on October 6th, after 19 hours' illness, both in Bridge-street, Thetford.

V. SOUTH WESTERN DIVISION.

17. WILTSHIRE.

250; 1. HIGHWORTH; *Highworth*. Pop. 7461.—Chol. 0; Diarr. 2.

250; 2. —; *Swindon*. Pop. 8098.—Chol. 2; Diarr. 1.—Two persons, a glazier's son aged 3, and a fireman aged 28, died of cholera at New Swindon.

251; 1. CRICKLADE; *Wootton Bassett*. Pop. 7027; Chol. 4; Diarr. 2.—Four labourers' children, aged 3, 4, 5, and 8, died of cholera at Broadtown-lane, Cliffe Pypard, August 3rd and 5th.

251; 2. —; *Cricklade*. Pop. 6168.—Chol. 1; Diarr. 6.—This case of cholera occurred at Pivenhill Perton, a labourer's son, aged one, June 30th.

252; 1. MALMESBURY; *Malmesbury, Eastern*. Pop. 7956.—Chol. 0; Diarr. 3.

252; 2. —; *Malmesbury, Western*. Pop. 6758.—Chol. 1; Diarr. 4.—This case of cholera was of a mechanic, aged 24, at Sopworth, August 25th, after 17 hours' illness.

253; 1. CHIPPENHAM; *Castle Combe*. Pop. 3173.—Chol. 0; Diarr. 3.

253; 2. —; *Corsham*. Pop. 8028.—Chol. 0; Diarr. 2.

253; 3. —; *Chippenham*. Pop. 8470.—Chol. 13; Diarr. 9.—All these deaths from cholera in Chippenham occurred in September, except the first case on August 29th, and the last, October 3rd, amongst labourers, blacksmiths, sawyers, and weavers, in Wood-lane, Church-yard, Cottage-place, Nelson-place, New-town, and the workhouse. Scarletina was also epidemic.

253; 4. —; *Christian Malford*. Pop. 3627.—Chol. 1; Diarr. 0.—A labourer's wife, aged 32, at Christian Malford, August 2nd.

254; 1. CALNE; *Calne*. Pop. 9324.—Chol. 0; Diarr. 4.

255; 1. MARLBOROUGH; *Marlborough*. Pop. 9236.—Chol. 5; Diarr. 4.—All these deaths from cholera occurred in Broad Town Lane, Broad Hinton, in the families of labourers, in August, September, and October, except one, a gentleman aged 76, in the High-street, St. Peter's.

256; 1. DEVIZES; *Bishops Cannings*. Pop. 4251.—Chol. 1; Diarr. 1.—This death from cholera was that of a single woman, aged 30, at Chiston, February 3rd.

256; 2. —; *Lavington*. Pop. 5968.—Chol. 10; Diarr. 0.—The first death from cholera took place on the 26th January, at Easterton market, Lavington, a labourer, aged 40; all the other cases occurred in September, also at Market Lavington, except a labourer, aged 44, at Erchfont, August 8th. The last death from cholera was on November 22nd.

256; 3. —; *Bromham*. Pop. 4994.—Chol. 25; Diarr. 6.—All these cases of cholera occurred at Potterne, most of them in August, amongst labourers and their families.

256; 4. —; *Devizes*. Pop. 6916.—Chol. 31; Diarr. 0.—These were labourers and their children, all from cholera, in Lavington-yard, Magpie-alley, Balance-row, and Short-street, St. John's and St. Mary's, in August and September.

257; 1. MELKSHAM; *Melksham*. Pop. 6856.—Chol. 0; Diarr. 6.—All these cases of diarrhoea occurred in the workhouse, 4 children and 2 females aged 77, in January, April, September, November, and December.

257; 2. —; *Trowbridge*. Pop. 12023.—Chol. 1; Diarr. 16.—This case of cholera was of a shearman's

son, aged 10, June 23rd, in Stallard-street. The diarrhoea cases were dispersed over the year from January to December.

258; 1. BRADFORD; *Bradford, South Eastern*. Pop. 7963.—Chol. 2; Diarr. 13.—A labourer, aged 23, and a clothworker, aged 51, both died of cholera in Avoncliffe workhouse, December 10th, where most of the diarrhoea cases occurred also.

258; 2. —; *Bradford, North Western*. Pop. 5416.—Chol. 5; Diarr. 3.—All these deaths from cholera were of children, except a widow, aged 70, in the parish of Bradford, in September. A brother and 2 sisters died of cholera in Church-street, an engine-man's children.

259; 1. WESTBURY; *Bradley*. Pop. 2734.—Chol. 2; Diarr. 0.—A labourer, aged 31, at Ditton Marsh, October 5th, and a labourer, aged 19, at Union workhouse, December 11th.

259; 2. —; *Edington*. Pop. 3807.—Chol. 0; Diarr. 3.

259; 3. —; *Westbury*. Pop. 6859.—Chol. 2; Diarr. 5.—These deaths from cholera took place on October 5th and December 11th, at Ditton Marsh, and the workhouse, Westbury: they were labourers, aged 31 and 19 respectively.

260; 1. WARMINSTER; *Warminster*. Pop. 8259.—Chol. 2; Diarr. 3.—A female vagrant, aged 26, Union workhouse, August 2nd, and a labourer, aged 35, at Norridge, Upton Scudamore, September 24th, from cholera.

260; 2. —; *Longbridge Deverill*. Pop. 4349.—Chol. 4; Diarr. 1.—These cases of cholera occurred in June, July, and September, all at Longbridge Deverill.

260; 3. —; *Heytesbury*. Pop. 4501.—Chol. 0; Diarr. 0.

261; 1. PEWSEY; *Netheravon*. Pop. 5463.—Chol. 0; Diarr. 8.

261; 2. —; *Pewsey*. Pop. 6796.—Chol. 1; Diarr. 5.—This case of cholera was in a labourer's son, aged 2, at Burbage, June 20th; 2 cases of cholera occurred here in October and November, 1848.

262; 1. AMESBURY; *Orcheston*. Pop. 2166.—Chol. 0; Diarr. 0.

262; 2. —; *Amesbury*. Pop. 3768.—Chol. 0; Diarr. 1.

262; 3. —; *Winterbourne*. Pop. 1772.—Chol. 1; Diarr. 0.—This case of cholera was in a labourer's wife, aged 49, at Idmiston, July 14th, after 12 hours' illness.

263; 1. ALDERBURY; *Alderbury*. Pop. 4385.—Chol. 1; Diarr. 1.—A blacksmith, aged 69, at Alderbury, July 15th, of cholera.

263; 2. —; *Downton*. Pop. 4892.—Chol. 9; Diarr. 1.—Labourers and their wives, &c., at Downton, in July, August, and September. The first cholera case July 20th.

263; 3. —; *Britford*. Pop. 4897.—Chol. 17; Diarr. 14.—These cases of cholera were principally labourers at Fisherton Anger and Milford. The first case was an M.D., aged 29, in the Close, July 24th. A lady also died of cholera in the Close, August 9th.

264; 1. SALISBURY; *Salisbury*. Pop. 9490.—Chol. 165; Diarr. 30.—The first case of cholera registered here was on the 11th July; the epidemic prevailed in July, August, and September in Milford-street, Castle-street, Church-street, Bedwin-street, Scots-lane, and Bugmore Hospital, St. Edmund's, St. Martin's, and St. Thomas's. Two children belonging to a maltster (brother and sister) died in Chipper-lane, aged 2 and 3, on July 10th; 2 children, a jeweller's son and daughter, aged 4 and 6, in Bedwin-street,

July 19th; a shoemaker, aged 34, and his 2 children, aged 2 and 11, in Ivy-street, July 26th.

265; 1. WILTON; *Wilton*. Pop. 5456.—Chol. 7; Diarr. 1.—These cases of cholera, all adults but one, occurred in Wilton, North-street, South-street, West-street, and Kingsbury-square, in August.

265; 2. —; *Bishopstone*. Pop. 4872.—Chol. 5; Diarr. 1.—3 labourers' wives and 2 children, all at Ditchampton, parish of Burcombe, July 20th, 30th, and 31st, of cholera.

266; 1. TISBURY; *Donhead*. Pop. 4238.—Chol. 2; Diarr. 0.—A shoemaker's wife, aged 38, at Berwick, St. John's, February 7th, and a farmer's widow, at Tollard Royal, September 4th.

266; 2. —; *Tisbury*. Pop. 3306.—Chol. 0; Diarr. 1.

266; 3. —; *Hindon*. Pop. 2551.—Chol. 0; Diarr. 0.

267; 1. MERE; *Mere*. Pop. 8498.—Chol. 0; Diarr. 8.

18. DORSETSHIRE.

268; 1. SHAFTESBURY; *Shaftesbury*. Pop. 5231.—Chol. 0; Diarr. 3.

268; 2. —; *Fontmell*. Pop. 3294.—Chol. 0; Diarr. 0.

268; 3. —; *Gillingham*. Pop. 4581.—Chol. 0; Diarr. 0.

269; 1. STURMINSTER; *Stalbridge*. Pop. 4448.—Chol. 0; Diarr. 1.

269; 2. —; *Sturminster*. Pop. 5759.—Chol. 0; Diarr. 0.

270; 1. BLANDFORD; *Milton Abbas*. Pop. 5671.—Chol. 0; Diarr. 0.

270; 2. —; *Blandford*. Pop. 8224.—Chol. 0; Diarr. 1.

271; 1. WIMBORNE; *Cranborne*. Pop. 7129.—Chol. 0; Diarr. 5.

271; 2. —; *Witchampton*. Pop. 3710.—Chol. 0; Diarr. 0.

271; 3. —; *Wimborne*. Pop. 5110.—Chol. 0; Diarr. 2.

272; 1. POOLE; *Canford*. Pop. 1814.—Chol. 0; Diarr. 0.

272; 2. —; *Poole*. Pop. 8236.—Chol. 31; Diarr. 3.—The 31 deaths registered in Poole appear chiefly in the families of fishermen, mariners, and mechanics; the duration of the attack is stated to be from 8 hours to 4 days; it is not stated to have been preceded by diarrhoea. The first death registered from cholera was on June 16th, a master-mariner's wife, aged 39, on the Quay, after 16 hours' illness. The last registered was on July 30th, a female tramp, aged 47, in Fountain-lane, ill 4 days. Two children, brother and sister, aged 11 and 12, died in the High-street.

272; 3. —; *Lytchett*. Pop. 2026.—Chol. 0; Diarr. 1.

273; 1. WAREHAM; *Swanage*. Pop. 3581.—Chol. 1; Diarr. 3.—A mariner, aged 40, in the parish of Swanage, July 4th, from cholera.

273; 2. —; *Corfe Castle*. Pop. 2409.—Chol. 0; Diarr. 1.

273; 3. —; *Wareham*. Pop. 5678.—Chol. 0; Diarr. 0.

273; 4. —; *Bere Regis*. Pop. 4872.—Chol. 0; Diarr. 1.

274; 1. WEYMOUTH; *Upway*. Pop. 3541.—Chol. 1; Diarr. 0.—A gardener's son, aged 8, at Upway, August 12th.

274; 2. —; *Weymouth*. Pop. 10290.—Chol. 56; Diarr. 22.—Fishermen, sailors, mechanics, and labourers' families were those chiefly attacked by cholera. Four brothers, sons of a blacksmith, at 2

Chapel-row, aged 2, 5, 7, and 10, August 10th and 12th; 3 sons and a daughter of a Custom's officer, aged 8, 7, 3, and 18 months, at 10 Union-place, Wyke Regis, August 13th and 31st, September 2nd and 3rd; a whitesmith's son and daughter, aged 9 and 5, Hope-street, September 10th and 11th; a sailor's son and daughter, aged 7 and 4, in Hope-street, September 7th and 9th; 2 cases registered at Chesil Portland in August, a labourer, aged 70, and a girl, aged 9. The first death registered from cholera in Weymouth was on August 12th, a coal-porter, aged 70, after 24 hours' illness, in Nicholas-street.

274; 3. WEYMOUTH; *Isle of Portland*. Pop. 2852.—Chol. 2; Diarr. 0.—These 2 cases of cholera occurred at Chesil, on August 13th and 16th, a labourer, aged 72, and a labourer's daughter, aged 9.

274; 4. —; *Abbotsbury*. Pop. 2011.—Chol. 0; Diarr. 0.

275; 1. DORCHESTER; *Dorchester*. Pop. 6926.—Chol. 13; Diarr. 0.—The first death from cholera took place on August 17th, a labourer, aged 21, in Mill-street, Fordington, where all the deaths occurred, except 2 at Holloway-row and one at Bohmston Stinsford.

275; 2. —; *Piddletown*. Pop. 3867.—Chol. 3; Diarr. 0.—Two cases of cholera at Piddletown, wife and daughter of a labourer, in September; and a carpenter, aged 31, at Stafford.

275; 3. —; *Maiden Newton*. Pop. 5329.—Chol. 0; Diarr. 1.

275; 4. —; *Cerne*. Pop. 7259.—Chol. 0; Diarr. 2.

276; 1. SHERBORNE; *Yetminster*. Pop. 4041.—Chol. 1; Diarr. 0.—A glover's son, aged 8, at Holnest, January 12th.

276; 2. —; *Sherborne*. Pop. 4758.—Chol. 0; Diarr. 0.

276; 3. —; *Bradford Abbas*. Pop. 3443.—Chol. 0; Diarr. 0.

277; 1. BEAMINSTER; *Evershot*. Pop. 3088.—Chol. 0; Diarr. 0.

277; 2. —; *Misterton*. Pop. 1523.—Chol. 0; Diarr. 0.

277; 3. —; *Netherbury*. Pop. 5667.—Chol. 0; Diarr. 7.

277; 4. —; *Beaminster*. Pop. 4834.—Chol. 0; Diarr. 0.

278; 1. BRIDPORT; *Burton Bradstock*. Pop. 4688.—Chol. 1; Diarr. 3.—A labourer, aged 61, at Bothenhampton, October 20th; 2 from diarrhoea, at Burton Bradstock, and one at Walditch.

278; 2. —; *Bridport*. Pop. 7689.—Chol. 10; Diarr. 4.—The first case of cholera took place on September 5th, Union workhouse, Bradpole, a labourer's son, aged 13. Cholera appeared also in South-street and East-street; 2 brothers, aged 9 and 14, in Bradpole, in November (weaver's sons). Small-pox was epidemic at Bridport in November.

278; 3. —; *Whitchurch Canonorum*. Pop. 4297.—Chol. 0; Diarr. 3.

19. DEVONSHIRE.

279; 1. AXMINSTER; *Lyme*. Pop. 4433.—Chol. 0; Diarr. 6.

279; 2. —; *Axminster*. Pop. 5743.—Chol. 1; Diarr. 3.—A single woman, aged 76, at Hawkchurch, June 7th, from cholera.

279; 3. —; *Chardstock*. Pop. 4132.—Chol. 0; Diarr. 0.

279; 4. —; *Colyton*. Pop. 6275.—Chol. 0; Diarr. 2.

280; 1. HONITON; *Honiton*. Pop. 11893.—Chol. 5; Diarr. 5.—A tailor, his wife (each aged

39), and child, at Black Lion Drang, were the 3 first deaths from cholera; they occurred on August 26th, 1st and 2nd September; and a gardener, aged 44, and a sawyer, 76, in Queen-street and Winkley-court, on the 5th and 6th September.

280; 2. HONITON; *Ottery, St. Mary*. Pop. 11999.—Chol. 0; Diarr. 1.

281; 1. ST. THOMAS; *East Budleigh*. Pop. 4620.—Chol. 2; Diarr. 1.—A labourer, aged 62, at Colaton Raleigh, February 13th; and a gentleman, 89, at East Budleigh, September 30th, of cholera.

281; 2. —; *Exmouth*. Pop. 6118.—Chol. 2; Diarr. 8.—A husbandman's daughter, aged 4 months, at Withycombe Rawleigh, on August 3rd; and a soldier's widow, aged 69, in George-street, Withycombe Rawleigh, on October 15th, both of cholera.

281; 3. —; *Woodbury*. Pop. 3809.—Chol. 1; Diarr. 1.—A tailor's wife, aged 47, at Woodbury, September 8th, of cholera.

281; 4. —; *Broad-Clist*. Pop. 3716.—Chol. 0; Diarr. 0.

281; 5. —; *Topsham*. Pop. 5149.—Chol. 0; Diarr. 0.

281; 6. —; *Heavitree*. Pop. 6047.—Chol. 4; Diarr. 4.—The first cases of cholera were a sergeant's 2 children, aged 3 and 5, at the barracks, August 10th and 18th; the last a gentleman, aged 53, at Heavitree, October 9th.

281; 7. —; *St. Thomas*. Pop. 5876.—Chol. 8; Diarr. 7.—First cases of cholera were of a servant and her husband, each aged 42, at King's Arms, Sluice Haven Banks, September 10th. The last cases were of labourers children, in Wares-buildings and Cowick-street, in October.

281; 8. —; *Alphington*. Pop. 4488.—Chol. 0; Diarr. 4.

281; 9. —; *Christow*. Pop. 1881.—Chol. 1; Diarr. 3.—A carpenter, 43, in Christow, July 27th, of cholera.

281; 10. —; *Kenton*. Pop. 5400.—Chol. 3; Diarr. 0.—Labourers and their wives, in Kenton and Powderham; first death, August 13th, and the others on the 9th and 13th October.

282; 1. EXETER; *St. Sidwell*. Pop. 17317.—Chol. 11; Diarr. 23.—First case of cholera, March 28th, a pipe-maker's son, aged 7 months, Black Boy-road; 2nd case, May 27th, a porter's son, aged 5 weeks, in Coombe-street. Diarrhoea also prevailed with cholera in South-street, Coombe-street, Preston-street, and in the Union workhouse, in August.

282; 2. —; *St. David*. Pop. 13995.—Chol. 33; Diarr. 16.—The first case of cholera was in a spinster, aged 87, in Martin's-lane, St. Stephen's, January 22nd. The second case was not recorded till August 13th, a bookseller's wife, in West St. Mary's Steps; several deaths occurred in Paul-street West, St. Cricklepit-lane, St. Mary's Steps, in August, September, and October. The last case was that of a labourer, aged 27, in Day's-court, Frog-lane, St. Edmund's, October 30th; 2 soldiers, each aged 22, at the barracks, St. David, August 15th.

283; 1. NEWTON ABBOT; *Teignmouth*. Pop. 8766.—Chol. 2; Diarr. 10.—A licensed victualler, aged 45, at Dawlish, March 13th, and a widow, aged 71, in Workhouse-lane, Shaldon, St. Nicholas, September 22nd, of cholera.

283; 2. —; *Chudleigh*. Pop. 6602.—Chol. 3; Diarr. 1.—A labourer's daughter, in Mill-lane, July 23rd; a traveller, aged 24, September 7th; and a carpenter's daughter, October 6th, aged 23, both in New Exeter-street, both from cholera.

283; 3. —; *Moreton Hampstead*. Pop. 3437.—Chol. 0; Diarr. 2.

283; 4. NEWTON ABBOT; *Ashburton*. Pop. 7481.—Chol. 2; Diarr. 2.—A labourer's wife, aged 67, and a stonecutter, aged 24, September 12th and 17th, both at Widdicomb-in-the-Moor, of cholera.

283; 5. —; *Newton Abbot*. Pop. 8569.—Chol. 7; Diarr. 11.—The 7 cases of cholera were of labourers and their children, at Kingsteinton and Wolborough. The first case, a printer's son, August 23rd, at Wolborough; the last, a labourer's wife, aged 40, at Kingsteinton, November 5th.

283; 6. —; *Torquay*. Pop. 9504.—Chol. 72; Diarr. 15.—The cholera prevailed in labouring families in Swan-street and Warren-place, in September and October. The first death from cholera took place September 3rd, a washerwoman, aged 29, in Swan-street; the last, October 25th, a labourer's widow, aged 34, at the dispensary. A lodging-house-keeper and his wife, aged 43 and 48, at Marine-house, September 15th; and a labourer's wife and child, at 3 George-street, October 1st and 5th.

284; 1. TOTNES; *Paington*. Pop. 3662.—Chol. 0; Diarr. 4.

284; 2. —; *Brixham*. Pop. 6456.—Chol. 75; Diarr. 8.—Nearly all these deaths from cholera occurred in Brixham during the months of September and October, in the families of fishermen, mariners, and labourers. The first death from cholera occurred September 21st, a fisherman, aged 40; the last death on December 11th, a labourer's widow, aged 67; both in Brixham.

284; 3. —; *Dartmouth*. Pop. 5782.—Chol. 0; Diarr. 7.

284; 4. —; *Totnes*. Pop. 6457.—Chol. 20; Diarr. 1.—Nearly all these deaths from cholera occurred in the Union workhouse, in September and October. The first death took place July 27th, a gentleman's son, aged 7 months, Plains Totness; the last, October 16th, a soldier's widow, aged 81, in the Union workhouse.

284; 5. —; *Buckfastleigh*. Pop. 4591.—Chol. 0; Diarr. 1.

284; 6. —; *Ugborough*. Pop. 3998.—Chol. 12; Diarr. 1.—All these deaths from cholera took place at South Brent, except one at Ugborough, among labourers and their families, in July and August. The first death occurred July 17th, at South Brent, a labourer, aged 28; the last, August 13th, at Ugborough, a labourer's wife, aged 63.

284; 7. —; *Harberton*. Pop. 3182.—Chol. 0; Diarr. 1.

285; 1. KINGSBRIDGE; *Blackauton*. Pop. 2911.—Chol. 3; Diarr. 0.—All these deaths from cholera occurred at Stokefleming; a labourer and 2 females, aged 40, 50, and 60, after a few hours' illness.

285; 2. —; *Stokenham*. Pop. 4347.—Chol. 1; Diarr. 0.—A labourer's wife, aged 44, in Stokenham, November 18th.

285; 3. —; *West Allington*. Pop. 4771.—Chol. 0; Diarr. 3.

285; 4. —; *Kingsbridge*. Pop. 4860.—Chol. 0; Diarr. 0.

285; 5. —; *Modbury*. Pop. 4648.—Chol. 13; Diarr. 45.—All these took place at Modbury, among labouring families, in August and September. The first death from cholera took place August 26th, a labourer, aged 54; the last, October 1st, a mason's widow, aged 60.

286; 1. PLYMPTON ST. MARY; *Yealmpton*.—Pop. 9839.—Chol. 105; Diarr. 4.—Nearly all these deaths from cholera occurred in labourers and fishermen's families, the cholera prevailing here in June, July, August, and September; it was very fatal at Noss Mayo, Revelstoke, and also at Newtown Ferrers,

Yealmpton, Ivy Bridge, Ermington, and Oreston Plymstock. The first case occurred May 17th, at Noss Mayo, a fisherman, aged 25; the last, October 25th, at Torr Newton Ferrers, a labourer's daughter, aged 2.

286; 2. PLYMPTON ST. MARY; *Plympton*. Pop. 9968.—Chol. 46; Diarr. 2.—These deaths from cholera took place in labouring families, at Colebrook-Sutton, Cornwood, and Tamerton Folliott, in June, July, August, and September. The first death took place June 25th, at Crabtree-egg, Buckland, a cooper's wife, aged 64; the last, October 18th, at Tamerton Folliott, a labourer's daughter, aged 9.

287; 1. PLYMOUTH; *Charles-the-Martyr*.—Pop. 12956.—Chol. 264; Diarr. 18.—These deaths from cholera occurred chiefly in labourers and tradesmen's families in Plymouth, in July, August, and September. The first death took place June 25th, a butcher, aged 73, at 77 Cobourg-street; the last, October 23rd, at 8 How-street, a labourer's son, aged one. Several deaths took place in Cobourg-street, High-street, Moon-street, Ham-street, Tin-street, Mount-street, Gasking-street, and How-street. Four deaths occurred at 19 Moon-street; a labourer and his 2 children at 12 Jory-street; a railway porter's 2 children, aged 3 and 5, at 1 Week-street; a labourer and his daughter at 8 Higher-street; 12 deaths occurred in this house, and several at Nos. 9, 18, and 23; a lieutenant, R.N., and his daughter, at 15 Ham-street. Husbands and wives, brothers and sisters, sometimes 3 and 4 in the same families, fell victims to the epidemic.

287; 2. —; *St. Andrew*. Pop. 23564.—Chol. 566; Diarr. 31.—These deaths from cholera occurred chiefly in labourers, mariners, and fishermen's families, in June, July, August, September, and October. The first death from cholera occurred January 23rd, on board "The Stebbon Heath Ship" in the Sound, an emigrant painter and glazier, aged 41; the 2nd, on June 9th, in Stonehouse-lane, a labourer, aged 30, where many deaths subsequently occurred. The last death from cholera occurred November 8th, also in Stonehouse-lane, No. 84, a marine-store-dealer's wife, aged 35. 6 deaths from cholera occurred on board "The American Eagle" in the Sound, 3 on board H.M.S. "Tyne," one in the "Andromeda," and one in the "Tarman." 35 deaths occurred in Quarry-court and lane, 20 in the Union-workhouse, 149 at the Temporary-hospital, Five-fields, 30 in Stonehouse-lane, and the epidemic carried off whole families in Union-street, High-street, Kinterbury-street, Notte-street, Lower-lane, Willow-street, Cecil-street, and Manor-street.

288; 1. EAST STONEHOUSE; *East Stonehouse*. Pop. 9712.—Chol. 171; Diarr. 9.—The first death from cholera occurred January 31st, in the workhouse, a mariner's wife, aged 48, and the 2nd death occurred March 16th, in Fore-street, a private in marines' wife, aged 32. The 3rd and 4th cases April 13th and 17th, in Water-lane, a poulterer's widow, aged 74, and a forage-dealer's daughter, aged one. The 5th death did not occur until July 2nd, at 68 George-street, a private of marines' wife, aged 42. It prevailed and became very fatal in July, August, September, and October; the last death occurred October 10th, at 5 Adelaide-street, a cordwainer, aged 56.—26 deaths occurred at the Royal Naval Hospital, several in Market-lane, Barrack-street, Brownlow-place, Fore-street, Clarence-place, and Adelaide-street; 35 deaths occurred in Fore-street.

289; 1. ST. STOKE DAMEREL; *St. Aubyn*. Pop. 6207.—Chol. 112; Diarr. 15.—Most of these deaths from cholera occurred amongst the labouring population in

St. Aubyn, in Barrack-street, Cross-street, South-street, Cherry-gardens, St. Dodges-well, and Francis-alley, all in Devonport; it was most fatal in August and September. The first death from cholera occurred July 25th, at 6 Barrack-street, an umbrella-maker's son, aged 2; the last, October 4th, at 5 Market-lane, a cordwainer's widow, aged 76.

289; 2. *Stoke Damerel*; *Clowance*. Pop. 8941. —Chol. 122; Diarr. 21.—The epidemic prevailed here in July, August, and September, principally in labourers and seamen's families, in Pembroke-street, Mount-street, George-square, James-street, Monument-street, Quarry-street, and George-street, Devonport. The first death from cholera occurred July 23rd, at 20 Pembroke-street, a seaman's wife, aged 25; the last, September 22nd, at 3 Georgelane, a sawyer's widow, aged 61; 21 of these deaths occurred in the workhouse.

289; 3. —; *Morice*. Pop. 8517.—Chol. 253; Diarr. 12.—The first death from cholera occurred July 24th, at 12 back of Cornwall-street, Devonport, a shoemaker, aged 25; the last, October 14th, at 105 Fore-street, a butcher's wife, aged 63. The epidemic prevailed in August, and September, amongst labourers and seamen's families, in Cornwall-street, Granby-street, Morice-street, Cannon-street, Marlborough-street, Geak's-alley, King-street, Queen-street, and Princess-street, Devonport; 56 deaths occurred in the workhouse.

289; 4. —; *Stoke*. Pop. 3970.—Chol. 72; Diarr. 3.—Here the military appear to have suffered severely. The first death from cholera occurred July 11th, at Pennycomequick, Stoke Damerel, a labourer's daughter, aged 4; the next occurred July 26th, at 21 Keate's-place, where 3 deaths occurred, and the next at the military hospital, where 24 deaths took place; 18 in Keate's-place, and 12 in Boscawen-place, and several in Tavistock-street.

289; 5. —; *Tamar*. Pop. 6185.—Chol. 162; Diarr. 13.—These deaths from cholera were principally among the labouring population, shipwrights, stone-masons, and carpenters' families, &c., in July, August, and September, in William-street, John-street, Navy-row, Charlotte-street, Moon-street, Tamar-street, and Pym-street. First cholera death July 4th, at 139 Navy-row, Stoke Damerel, a labourer's wife, aged 50; the last, September 25th, at 10 Moon street, a baker's wife, aged 41.

290; 1. *TAVISTOCK*; *Buckland Monachorum*. Pop. 6134.—Chol. 81; Diarr. 12.—The first death registered from cholera in this place occurred April 30th, at Beeralston Beer Ferris, a labourer's widow, aged 62, where also the last took place on October 6th, a miner's daughter, aged 2, and where they nearly all occurred in the families of miners and labourers; prevailing in August and September.

290; 2. —; *Tavistock*. Pop. 7777.—Chol. 55; Diarr. 3.—These deaths from cholera occurred among labourers and miners' families in West-street, Brook-street, Exeter-street, and Elbow-lane. The first death from cholera in Tavistock was a surgeon, aged 46, in West-street, August 24th, an out-pensioner of Greenwich Hospital having died on the 22nd in the same street of diarrhoea. The last death occurred October 21st, in King-street, a gardener's daughter, aged 2.

290; 3. —; *Milton Abbot*. Pop. 4914.—Chol. 3; Diarr. 1.—September 23rd, a labourer, aged 62, died at Portington Sydenham Damerel; a farmer's wife, aged 72, at Quither, October 7th, and a labourer's wife, aged 43, at Waterfield Lamerton, October 23rd, of cholera.

290; 4. —; *Lifton*. Pop. 5170.—Chol. 1;

Diarr. 0.—On June 19th, a single-woman's son, aged 20, at Lifton.

291; 1. *OKEHAMPTON*; *Bratton Clovelley*. Pop. 2805.—Chol. 0; Diarr. 0.

291; 2. —; *Hatherleigh*. Pop. 4389.—Chol. 1; Diarr. 1.—A labourer, aged 40, of cholera, and a labourer's widow, aged 50, of diarrhoea at Inwardleigh, September 15th and 21st.

291; 3. —; *Okehampton*. Pop. 6133.—Chol. 4; Diarr. 0.—Labourers and their wives at Brightley, Okehampton, September 4th, 6th, 13th, and 17th.

291; 4. —; *Chagford*. Pop. 3778.—Chol. 1; Diarr. 1.—A labourer, aged 67, at Chagford, June 16th, of cholera.

291; 5. —; *North Tawton*. Pop. 4896.—Chol. 0; Diarr. 0.

292; 1. *CREDITON*; *Morchard Bishop*. Pop. 4968.—Chol. 0; Diarr. 0.

292; 2. —; *Bow*. Pop. 3924.—Chol. 0; Diarr. 1.

292; 3. —; *Crediton*. Pop. 6825.—Chol. 0; Diarr. 5.

292; 4. —; *Cheriton Fitzpaine*. Pop. 6313.—Chol. 0; Diarr. 5.

293; 1. *TIVERTON*; *Silverton*. Pop. 5559.—Chol. 2; Diarr. 1.—A carpenter's widow, aged 42, at Bradninch, September 5th, and a labourer's wife, aged 55, at Silverton, October 10th, of cholera.

293; 2. —; *Cullompton*. Pop. 5360.—Chol. 0; Diarr. 3.

293; 3. —; *Uffculme*. Pop. 5380.—Chol. 0; Diarr. 2.

293; 4. —; *Tiverton*. Pop. 10040.—Chol. 3; Diarr. 4.—A cordwainer, aged 46, died of diarrhoea, and his wife, aged 40, of cholera, in Bampton-street, September 23rd and 28th; and a labourer, aged 47, and his son, aged 4, in Hammeth-square, October 7th and 12th, of cholera.

293; 5. —; *Washfield*. Pop. 2851.—Chol. 0; Diarr. 0.

293; 6. —; *Bampton*. Pop. 3335.—Chol. 0; Diarr. 0.

293; 7. —; *Dulverton*. Pop. 5647.—Chol. 0; Diarr. 0.

294; 1. *SOUTH MOLTON*; *Witheridge*. Pop. 5870.—Chol. 0; Diarr. 0.

294; 2. —; *Chulmleigh*. Pop. 5431.—Chol. 0; Diarr. 0.

294; 3. —; *South Molton*. Pop. 9681.—Chol. 0; Diarr. 9.

295; 1. *BARNSTAPLE*; *Barnstaple*. Pop. 10757.—Chol. 22; Diarr. 11.—The first death from cholera occurred June 19th, in Maiden-street, a labourer, aged 40; a hairdresser's 3 daughters, aged 21, 6, and 4, also in Maiden-street, September 7th and 16th; 9 deaths from cholera occurred in the workhouse, 2 at Rackfield, and 3 in Myrtle-place, where the last occurred on October 29th, a painter's wife, aged 42.

295; 2. —; *Paracombe*. Pop. 2916.—Chol. 0; Diarr. 0.

295; 3. —; *Combmartin*. Pop. 4026.—Chol. 0; Diarr. 0.

295; 4. —; *Ilfracombe*. Pop. 5766.—Chol. 21; Diarr. 12.—The first death from cholera occurred September 8th, a lady, aged 59, on the Quay, where 11 deaths took place, 3 in Rope-path, all in Ilfracombe, except the last, September 26th, a labourer's wife, aged 70, which occurred at Berry-narbor. Scarlatina was prevalent in the latter part of the year.

295; 5. —; *Braunton*. Pop. 7193.—Chol. 9;

Diarr. 1.—First death from cholera occurred August 30th, at Marwood, a labourer's daughter, aged 2; her brother, aged 9, died on September 2nd; a labourer, 45, and his wife, aged 37, died on the same day, August 31st, and his 2 children subsequently, and another labourer's wife and a spinster, all at Pilton.

295; 6. *BARNSTAPLE*; *iBishop's Tawton*.—Pop. 6537.—Chol. 0; Diarr. 2.

296; 1. *TORRINGTON*; *High Bickington*. Pop. 3242.—Chol. 0; Diarr. 0.

296; 2. —; *Winkleigh*. Pop. 2982.—Chol. 0; Diarr. 0.

296; 3. —; *Dolton*. Pop. 3155.—Chol. 0; Diarr. 0.

296; 4. —; *Shebbear*. Pop. 3224.—Chol. 1; Diarr. 0.—September 22nd, a labourer, aged 55, at Buckland Filleigh.

296; 5. —; *Great Torrington*. Pop. 5584.—Chol. 0; Diarr. 0.

297; 1. *BIDEFORD*; *Bideford*. Pop. 5331.—Chol. 1; Diarr. 0.—September 4th, a farmer's daughter, aged 9 months, at Lower Winsford.

297; 2. —; *Northam*. Pop. 4382.—Chol. 1; Diarr. 2.—October 9th, a mariner, in Vernon's-lane, Appledore, of cholera.

297; 3. —; *Parkham*. Pop. 3189.—Chol. 0; Diarr. 0.

297; 4. —; *Hartland*. Pop. 4454.—Chol. 0; Diarr. 1.

297; 5. —; *Bradworthy*. Pop. 2225.—Chol. 0; Diarr. 0.

298; 1. *HOLSWORTHY*; *Milton Damerel*.—Pop. 1935.—Chol. 0; Diarr. 0.

298; 2. —; *Holsworthy*. Pop. 3287.—Chol. 0; Diarr. 0.

298; 3. —; *Black Torrington*. Pop. 2402.—Chol. 0; Diarr. 0.

298; 4. —; *Broadwoodwidge*. Pop. 2611.—Chol. 2. Diarr. 0.—August 15th, a labourer's son, aged 2, and a farmer's wife, aged 50, August 28th, both at Beckett, the child after 6 hours' illness, the adult 7 days.

298; 5. —; *Clawton*. Pop. 2118.—Chol. 0; Diarr. 0.

20. CORNWALL.

299; 1. *STRATTON*; *Kilhampton*. Pop. 2287.—Chol. 0; Diarr. 0.

299; 2. —; *Stratton*. Pop. 3945.—Chol. 2; Diarr. 0.—These 2 deaths from cholera occurred at Bude Stratton, a mariner's son, aged 4, on June 25th, and a mariner, aged 47, on August 11th.

299; 3. —; *Week St. Mary*. Pop. 3200.—Chol. 0; Diarr. 0.

300; 1. *CAMELFORD*; *Bosccastle*. Pop. 2934.—Chol. 0; Diarr. 1.

300; 2. —; *Camelford*. Pop. 5129.—Chol. 1; Diarr. 4.—A miner's daughter, aged 24, at Lemhead-street, Breward, died of cholera on August 22nd.

301; 1. *LAUNCESTON*; *Altarnun*. Pop. 2608.—Chol. 0; Diarr. 0.

301; 2. —; *North Petherwin*. Pop. 2602.—Chol. 0; Diarr. 0.

301; 3. —; *St. Stephen*. Pop. 2619.—Chol. 0; Diarr. 0.

301; 4. —; *Launceston*. Pop. 3706.—Chol. 1; Diarr. 3.—A commercial traveller, in Broad-street, September 16th, of cholera.

301; 5. —; *Northill*. Pop. 5192.—Chol. 2; Diarr. 2.—Two females, aged 64 and 73, a servant and a labourer's widow, at Farmer's Hill and Church Town, September 3rd and 12th, from cholera.

302; 1. *ST. GERMANS*; *Antony*. Pop. 6568.—Chol. 199; Diarr. 12.—The first death from cholera recorded in this sub-district was that of a mason's wife, aged 31, at West-street, Milbrook Maker, July 10th; she had diarrhoea 3 or 4 days, and neglected it: then follow 13 deaths in the Union workhouse, Torpoint, Antony, in July and August; it prevailed in August, September, and October, in Newport-street, Back-street, West-street, Duck-street, Market-street, Upper-row, and Fore-street, Kings and Maker, chiefly in the families of labourers, fishermen, mariners, and watermen. A labourer, on the 5th October, and his 3 children, at Eaglerseal Kings and Maker, on September 1st; and a surgeon, aged 51, at Kings and House, September 7th. All these deaths, except 11, occurred in August and September.

302; 2. —; *St. Germans*. Pop. 3410.—Chol. 3; Diarr. 1.—Two of these deaths from cholera occurred on the Quay, the other in the town, after neglected diarrhoea.

302; 3. —; *Saltash*. Pop. 6142.—Chol. 34. Diarr. 5.—All these deaths from cholera occurred in Saltash or Landrake in July, August, and September, amongst labourers and watermen; the first, a carpenter's wife, aged 38, in Landrake, July 17th.

303; 1. *LISKEARD*; *Callington*. Pop. 7996.—Chol. 102; Diarr. 18.—All these deaths from cholera, except 8, occurred in August and September, chiefly among labourers and miners in Chapel-street, Back-lane, Calstock Town, Rilla Mill, Moon's Field, and Lower-street. The first case was a farmer's wife, aged 48, in Chapel-street, August 6th.

303; 2. —; *Liskeard*. Pop. 9050.—Chol. 17; Diarr. 2.—These deaths from cholera were of miners and labourers in Church-street, Barn-street, and Bowden's-row, in August and September. A miner and his 2 children died in Church-street, July 30th and August 1st: these were the 3 first cases.

303; 3. —; *Looe*. Pop. 5356.—Chol. 12; Diarr. 4.—These deaths from cholera were chiefly of labourers in East Looe and St. Martin's, all in August, except the first death, February 25th, a farmer's son, aged 4 months, in St. Martin's, and the last, December 22nd, a fishmonger's wife, aged 66, at East Looe.

303; 4. —; *Lerrin*. Pop. 4073.—Chol. 1; Diarr. 1.—A mariner, aged 49, at Polruan, Larsegloss, September 20th, of cholera.

304; 1. *BODMIN*; *Lanlivery*. Pop. 5563.—Chol. 2; Diarr. 2.—These deaths from cholera were of labourer's children, aged 3 and 4, at Brigend St. Winnoe, August 7th and 14th.

304; 2. —; *St. Mahyn*. Pop. 3635.—Chol. 1; Diarr. 2.—A labourer's widow, aged 65, at Pomey's Ford, Cardingham, December 20th, of cholera. The death from cholera in this sub-district was by accident not included in the total for the Bodmin district, as given in the tables.

304; 3. —; *Bodmin*. Pop. 6523.—Chol. 0; Diarr. 0.

304; 4. —; *Egloskale*. Pop. 5079.—Chol. 0; Diarr. 0.

305; 1. *ST. COLUMB*; *Padstow*. Pop. 6253.—Chol. 1; Diarr. 0.—A farmer, aged 43, at Wade-bridge, October 7th.

305; 2. —; *St. Columb*. Pop. 6518.—Chol. 2; Diarr. 2.—A farmer's widow, aged 61, and a mason's son aged 4 months, at St. Columb Minor and Major, July 2nd and 29th, of cholera.

305; 3. —; *Newlyn*. Pop. 3396.—Chol. 1; Diarr. 1.—A female seller of matches, at St. Enoder, October 27th, of cholera.

306; 1. *ST. AUSTELL*; *Fowey*. Pop. 8340.—Chol. 1; Diarr. 3.—A labourer's son, aged 17, at Long Steps, Fowey, September 4th, after 10 hours' illness.

306; 2. —; *St. Austell*. Pop. 13189.—Chol. 5; Diarr. 1.—Two of these cases of cholera occurred at Old West Turnpike, St. Austell, the others at Carvath Trenarren, West Bridge, and Blowing-house-lane, in July, August, September, and October.

306; 3. —; *Mevagissey*. Pop. 5218.—Chol. 128; Diarr. 2.—All these deaths from cholera occurred in Mevagissey, except 2 at Gorran, in the families of fishermen, mariners, and labourers, in July, August, and September. The first case, on July 10th, a mariner's daughter, aged 7.

306; 4. —; *Grampound*. Pop. 4661.—Chol. 1; Diarr. 0.—A carpenter's daughter, aged 3; at Creed, July 23rd.

307; 1. *TRURO*; *Probus*. Pop. 4286.—Chol. 0; Diarr. 1.

307; 2. —; *St. Just*. Pop. 4917.—Chol. 0; Diarr. 1.

307; 3. —; *St. Agnes*. Pop. 10918.—Chol. 7; Diarr. 4.—These deaths from cholera were of miners at Churchtown, Peter-ville, Goonown, Mount Hanke in St. Agnes, and at Perranzabuloe. First case, August 1st, a carpenter, aged 21, at Perrancoombe Perranzabuloe.

307; 4. —; *St. Clement*. Pop. 7683.—Chol. 37; Diarr. 3.—These deaths from cholera were of miners and labourers in Goodwin's-lane, Pydar-street, St. Clement's, Truro, in August, September, and October. First case, July 29th, a fisherman's wife, aged 54, in James's-place.

307; 5. —; *Kenwyn*. Pop. 9607.—Chol. 31; Diarr. 4.—These deaths from cholera were in labourers' families in Charles street, Bull-lane, Calewick-street, in August, September, and October. The first death recorded August 24th, a mariner's wife, aged 82.

307; 6. —; *Kea*. Pop. 5737.—Chol. 6; Diarr. 0.—These deaths from cholera were of miners at Wheal Baddern and Chace-water, and at Quenchwell and Carnon Downs Frock, in September.

308; 1. *FALMOUTH*; *Mylor*. Pop. 4234.—Chol. 7; Diarr. 0.—These deaths from cholera were of labourers at Flushing, the Downs and Perrandown, Perranerworthal, in September, October, and November. First case September 14th, a mariner's daughter, aged 31, at Flushing Mylor.

308; 2. —; *Falmouth*. Pop. 9674.—Chol. 24; Diarr. 5.—These deaths from cholera were principally of labourers in New-street, Snow's-court, and the poorhouse, in June, July, August, and September. The first death recorded was that of a tailor's wife, aged 63, in Mills'-yard, June 17th.

308; 3. —; *Penryn*. Pop. 4484.—Chol. 36; Diarr. 7.—All these deaths from cholera occurred in Penryn in September, October, and November. Three woolcombers' children, aged 2, 4, and 12, are the first recorded, on September 16th, and an excise-officer's 3 children on October 25th.

308; 4. —; *Constantine*. Pop. 3218.—Chol. 6. Diarr. 1.—These deaths from cholera were of labourers at Mabe Mannan and Durgan, in August, September, October, and November. The first case was a stone-cutter, aged 38, August 29th, at Holland Mill.

309; 1. *HELSTON*; *Wendron*. Pop. 8938.—Chol. 5; Diarr. 2.—These deaths from cholera were of labourers, all in the parish of Wendron, in September and November. The first death recorded was on April 12th, a single-woman's son, at Medlyn, aged 7.

309; 2. *HELSTON*; *Helston*. Pop. 5507.—Chol. 0; Diarr. 0.

309; 3. —; *St. Keverne*. Pop. 5953.—Chol. 0; Diarr. 0.

309; 4. —; *Breage*. Pop. 7502.—Chol. 1; Diarr. 9.—A miner, aged 35, at Trew, August 28th, of cholera; several deaths from diarrhoea having occurred in the Union workhouse in February, March, April, May, and August.

309; 5. —; *Crowan*. Pop. 4638.—Chol. 0; Diarr. 0.

310; 1. *REDRUTH*; *Gwennap*. Pop. 13324.—Chol. 21; Diarr. 2.—These deaths from cholera occurred in miners' families at Crofthandy and St. Day, in September. The first death recorded was a miner's daughter, aged 21, at Vogue, August 31st.

310; 2. —; *Redruth*. Pop. 9305.—Chol. 35; Diarr. 0.—All these deaths from cholera occurred in Redruth, in the families of miners, in September and October. The first case September 3rd, a miner's daughter, aged 24, at Treruffe.

310; 3. —; *Illogan*. Pop. 7815.—Chol. 20; Diarr. 2.—These deaths from cholera occurred in miners and labourers' families, all in Illogan, in September and October. The first case July 19th, a miner's son, aged 4, at Carnkie.

310; 4. —; *Camborne*. Pop. 10061.—Chol. 5; Diarr. 4.—These deaths from cholera occurred in miners' families at Camborne, August and September. First case August 13th, a miner's son, aged 6 months, at Park Bracket.

310; 5. —; *Phillack*. Pop. 7542.—Chol. 52; Diarr. 1.—These deaths from cholera occurred in labourers and miners' families at Ventonleague, Trevassack, and Guildford in the parish, of Phillack, in August and September. The first death recorded from cholera was on July 19th, a boiler-maker, aged 30, at Ventonleague.

311; 1. *PENZANCE*; *Uny Lelant*. Pop. 7654.—Chol. 0; Diarr. 1.

311; 2. —; *St. Ives*. Pop. 7658.—Chol. 17; Diarr. 13.—The first death from cholera recorded in this sub-district was on June 17th, a master mariner, aged 55, in Fore-street, from Cardiff, where the cholera had prevailed; second case August 30th, a fisherman's wife, aged 25, in the Back-road; it was fatal in labourers and fishermen's families, on the Quay and in Bailey's-lane, in August and September.

311; 3. —; *Marazion*. Pop. 5250.—Chol. 1; Diarr. 0.—This was the mate on board the schooner "Star," in the Roadsteads, St. Michael's Mount, aged 36, August 6th.

311; 4. —; *Penzance*. Pop. 17749.—Chol. 2; Diarr. 5.—These deaths from cholera were of labourers in Penzance, October 1st.

311; 5. —; *St. Just in Penwith*. Pop. 8702.—Chol. 2; Diarr. 8.—A miner's wife, aged 28, at Bosvedden, on July 1st, and a traveller, aged 56, at Churchtown, on October 31st, of cholera.

311; 6. —; *St. Buryan*. Pop. 3101.—Chol. 0; Diarr. 1.

312; 1. *SCILLY ISLANDS*; *Scilly Islands*. Pop. 2582.—Chol. 4; Diarr. 0.—These deaths from cholera were of master mariners and labourers at Crow Sound and Hugh Town, St. Mary's, all adults.

21. SOMERSETSHIRE.

313; 1. *WILLITON*; *Minehead*. Pop. 3643.—Chol. 0; Diarr. 0.

313; 2. —; *Dunster*. Pop. 4003. Chol. 0; Diarr. 0.

313; 3. WILLITON; *Williton*. Pop. 4838.—Chol. 1; Diarr. 1.—The wife of a tramp, aged 30, in the Union workhouse, after 70 hours' illness, from cholera.

313; 4. —; *Stogursey*. Pop. 2640.—Chol. 0; Diarr. 0.

313; 5. —; *Stogumber*. Pop. 3953.—Chol. 0; Diarr. 0.

314; 1. WELLINGTON; *Wiveliscombe*. Pop. 3838.—Chol. 0; Diarr. 0.

314; 2. —; *Milverton*. Pop. 4685.—Chol. 0; Diarr. 1.

314; 3. —; *Wellington*. Pop. 7936.—Chol. 1; Diarr. 7.—A boy at Union workhouse, on May 28th, ill 16 hours, of cholera.

314; 4. —; *Culmstock*. Pop. 5318.—Chol. 0; Diarr. 0.

315; 1. TAUNTON; *Pitminster*. Pop. 4890.—Chol. 1; Diarr. 0.—A labourer, aged 36, at Stoke, St. Gregory, ill 36 hours, of cholera.

315; 2. —; *North Curry*. Pop. 6378.—Chol. 1; Diarr. 7.

315; 3. —; *Taunton, St. Mary Magdalen*. Pop. 9615.—Chol. 58; Diarr. 16.—These 58 persons all died of cholera in the Union workhouse, St. Mary Magdalen, and all in November; 13 of the deaths from diarrhoea occurred also in the Union workhouse during the year.

315; 4. —; *Taunton, St. James*. Pop. 8829.—Chol. 0; Diarr. 8.

315; 5. —; *Bishops-Lydeard*. Pop. 3710.—Chol. 0; Diarr. 0.

316; 1. BRIDGWATER; *Stowey*. Pop. 4757.—Chol. 1; Diarr. 1.—A carpenter, aged 33, at Spaxton, November 14th, ill 25 hours, of cholera.

316; 2. —; *North Petherton*. Pop. 5074.—Chol. 16; Diarr. 10.—These deaths from cholera were all of labourers' families, in High-street, Hammett-street, Fore-street, and Moorland. A labourer's wife and her 3 children died of cholera in the High-street, North Petherton, on August 23rd. A boatman's wife and child, at Fordgate Moorland, on September 15th.

316; 3. —; *Middlezoy*. Pop. 2882.—Chol. 1; Diarr. 3.—A labourer's son, aged 6, at Weston Zoyland, October 13th, of cholera.

316; 4. —; *Bridgwater*. Pop. 11530.—Chol. 213; Diarr. 17.—The first 5 deaths from cholera registered in Bridgwater, occurred at the Union-workhouse, August 7th, 10th, 11th and 13th; it afterwards appeared at Eastover, Honey-alley, West-street, Moat-lane, Golds-buildings, Monmouth-street, Bath-road, Prickett-street, and Union-street, Albert-street, St. Mary. A shoemaker's 2 children, at Eastover, on August 22nd; a labourer's 2 children, in Golds-buildings, on September 10th; 4 persons in a shoemaker's family in West-street, on the 25th, 26th, and 28th September; a cabinet-maker and his 2 children in Monmouth-street, on October 7th. The last case, a labourer's son, aged 4 years, at Chedzoy-lane, on December 14th.

316; 5. —; *Huntspill*. Pop. 3811.—Chol. 3; Diarr. 0.—A shoemaker, a mechanic, and a blacksmith's son, at Pawlett-Puriton, and Huntspill, in August, September, and October, of cholera.

316; 6. —; *Polden Hill*. Pop. 3739.—Chol. 1; Diarr. 0.—A butcher's daughter, at Chelton Polden, 26th August, of cholera.

317; 1. LANGPORT; *Somerton*. Pop. 5724.—Chol. 0; Diarr. 5.

317; 2. —; *Langport*. Pop. 7297.—Chol. 0; Diarr. 5.

317; 3. —; *Curry-Rivell*. Pop. 5088.—Chol. 0; Diarr. 0.

318; 1. CHARD; *Ilminster*. Pop. 7852.—Chol. 0; Diarr. 0.

318; 2. —; *Combe, St. Nicholas*. Pop. 3458.—Chol. 0; Diarr. 0.

318; 3. —; *Chard*. Pop. 7153.—Chol. 2; Diarr. 9.—A labourer, aged 19, at Chard, 31st August, and another in the Union workhouse at Chard, on September 1st, of cholera. Four children died of diarrhoea in one family, in Silver-street, August 10th, 12th, and 14th.

318; 4. —; *Crewkerne*. Pop. 8149.—Chol. 0; Diarr. 4.

319; 1. YEOVIL; *Coker*. Pop. 6760.—Chol. 0; Diarr. 4.

319; 2. —; *South Petherton*. Pop. 4225.—Chol. 0; Diarr. 0.

319; 3. —; *Martock*. Pop. 5992.—Chol. 0; Diarr. 6.

319; 4. —; *Yeovil*. Pop. 8089.—Chol. 3; Diarr. 8.—These deaths from cholera took place October 15th. A hawker and his wife, after 10 and 16 hours' illness, at the Sun Inn, Wine-street, and a mason's son, aged 10, in Wine-street, on December 9th.

319; 5. —; *Ilchester*. Pop. 2818.—Chol. 0; Diarr. 0.

320; 1. WINCANTON; *Castle Cary*. Pop. 6103.—Chol. 1; Diarr. 1.—A labourer's daughter, aged 3, at North Barrow, May 27th, of cholera.

320; 2. —; *Milborne Port*. Pop. 5428.—Chol. 0; Diarr. 2.

320; 3. —; *Wincanton*. Pop. 5962.—Chol. 0; Diarr. 3.

320; 4. —; *Bruton*. Pop. 3793.—Chol. 1; Diarr. 3.—A tailor, aged 19, at Bruton, August 4th, of cholera.

321; 1. FROME; *Nunney*. Pop. 5249.—Chol. 0; Diarr. 2.

321; 2. —; *Frome*. Pop. 12253.—Chol. 1; Diarr. 15.—A labourer's son, aged 16, at Keyford Frome, April 7th, of cholera.

321; 3. —; *Road*. Pop. 4255.—Chol. 0; Diarr. 7.

321; 4. —; *Kilmersdon*. Pop. 4060.—Chol. 2; Diarr. 0.—A coal-miner and a thatcher's wife, at Withlington and Coleford, on November 7th and December 29th, of cholera.

322; 1. SHEPTON MALLET; *Stoke-lane*. Pop. 4073.—Chol. 0; Diarr. 0.

322; 2. —; *Evercreech*. Pop. 5505.—Chol. 0; Diarr. 1.

322; 3. —; *Shepton Mallet*. Pop. 8067.—Chol. 40; Diarr. 9.—The coroner was the first who died from cholera in Shepton Mallet, August 8th, aged 63, in Leg-street. Several cases occurred in Town-street and Garston-street, Croscombe; 2 brothers, sons of a plasterer, aged 5 and 7, in Town-lane, August 26th, and a son and daughter of a mason, at Croscombe, September 2nd.

323; 1. WELLS; *Wells*. Pop. 11247.—Chol. 16; Diarr. 5.—The first death from cholera in Wells was on March 25th, a printer's wife, aged 25, in St. Cuthbert-street; 4 persons in the same family, in Tucker-street, September 5th, 6th, and 12th; and a brushmaker and his wife, both aged 57, in Lawpool-lane, St. Cuthberts, September 7th.

323; 2. —; *Glastonbury*. Pop. 9362.—Chol. 10; Diarr. 3.—4 persons (2 in the same family) at Godney Mere, September 26th, and 3 in North Road-street, Glastonbury, of cholera.

324; 1. AXBRIDGE; *Wedmore*. Pop. 6884.—Chol. 3; Diarr. 4.—A labourer, his wife, and a child, at Wedmore, September 16th, of cholera.

324; 2. *AXBRIDGE; Burnham.* Pop. 5441.—Chol. 0; Diarr. 2.
 324; 3. —; *Banwell.* Pop. 6727.—Chol. 0; Diarr. 5.
 324; 4. —; *Axbridge.* Pop. 6987.—Chol. 2; Diarr. 3.—A labourer and his wife at Burton Winscombe, aged 65 and 70, October 14th, of cholera.
 324; 5. —; *Blagdon.* Pop. 6165.—Chol. 5; Diarr. 3.—The first case of cholera was in a labourer, aged 41, at Congresbury, September 7th; and 4 other cases, including a labourer and his son, at Wrington, in October.
 325; 1. *CLUTTON; Harptree.* Pop. 4156.—Chol. 0; Diarr. 1.
 325; 2. —; *Chew Magna.* Pop. 5144.—Chol. 1; Diarr. 0.—A labourer's wife, aged 29, at Knowl-hill, September 18th, of cholera.
 325; 3. —; *Clutton.* Pop. 7634.—Chol. 68; Diarr. 11.—These cases of cholera occurred in October, November, and December, chiefly in the families of coal-miners, at Paulton, and in the Union Workhouse at Clutton. The first case, a coal-miner, aged 28, at High Littleton, September 25th.
 325; 4. —; *Midsomer-Norton.* Pop. 8256.—Chol. 29; Diarr. 11.—The cholera cases were chiefly coal-miners and their families at Midsomer Norton, Camerton, and Radstock, in October, November, and December.
 326; 1. *BATH; Twerton.* Pop. 7037.—Chol. 17; Diarr. 13.—These cholera cases were chiefly of labourers and weavers, in September, October, and November.
 326; 2. —; *Bathwick.* Pop. 6610.—Chol. 4; Diarr. 1.—A plasterer, aged 73; a butcher's daughter at Grove-cottage, Bathwick, August 21st; a publican, aged 62, and a lady aged 75, at Comb Down, Moncton Combe, October 1st, of cholera.
 326; 3. —; *Abbey.* Pop. 12104.—Chol. 10; Diarr. 19.—Diarrhoea prevailed in January, March, April, and June. The first case of cholera occurred on August 13th, at 19 Little Corn-street, St. James, an errand boy, aged 16; 2nd case at 1 Little Corn-street, August 24th, a labourer's wife, aged 44; 3rd case, a surgeon's wife, 2 St. James's-parade, September 1st; a chairman and his wife, died at 33 Wine-street, September 15th.
 326; 4. —; *Lyncombe.* Pop. 9920.—Chol. 21; Diarr. 11.—All the cholera deaths occurred at Widcombe; 3 at 14 Wells-road, 3 at 11 Russell-place, and 2 at 9 Farmer's-terrace, in the same families, in August and September.
 326; 5. —; *Walcot.* Pop. 12089.—Chol. 0; Diarr. 18.
 326; 6. —; *Lansdown.* Pop. 14111.—Chol. 21; Diarr. 21.—The first case of cholera

was a waggoner's son, aged 3, at 24 Milk-street, on July 24th, after 10 hours' illness, and a labourer, his wife and child, at 28 Milk-street, in September; 2 at 26 New Quay, and 12 in Avon-street.

326; 7. *BATH; Batheaston.* Pop. 7212.—Chol. 17; Diarr. 18.—All the cases of cholera and diarrhoea occurred in the Bristol-road, Weston, in August, September, and October.

327; 1. *KEYNSHAM; Bitton.* Pop. 5072.—Chol. 6; Diarr. 0.—Labourers and their children at Jefferies-hill, Hanham, in August, of cholera.

327; 2. —; *Oldland.* Pop. 9570.—Chol. 17; Diarr. 8.—These deaths from cholera occurred in miners and labourers' families at Kingswood, Soundwell, Mangotsfield, in June, July, August, and September.

327; 3. —; *Newton.* Pop. 2815.—Chol. 0; Diarr. 2.

327; 4. —; *Keynsham.* Pop. 4251.—Chol. 54; Diarr. 8.—These deaths from cholera were of labourers and their children in Keynsham, and in the Union Workhouse; the first case, a labourer, aged 32, in Union Workhouse, May 5th; the epidemic prevailed here in May and June.

328; 1. *BEDMINSTER; Bedminster.* Pop. 17862.—Chol. 243; Diarr. 23.—The cholera prevailed here in July, August, and September, in Southey's-paddock, Bright's-row, Baynton's-buildings, Dean-street, North-street, and King-street. A pattern-maker's wife and child, at Southey's-paddock, July 18th; a labourer's 2 children, sisters, on July 25th, at Bright's-row; a labourer's wife and 2 children, at Southey's-paddock, on July 28th; a cordwainer, his wife, and 2 children, at Bright's-row, on July 28th; a twine-spinner and his wife, at Bright's-row, on July 26th; a labourer, his wife and child, in Dean-lane, August 3rd; 3 brothers (sons of a labourer), in Bull-lane, on August 2nd; a labourer and his wife, in Baynton's-buildings, on August 11th; a paper-hanger's wife, and 3 children, in Baynton's-buildings, 14th August; a coal-miner's wife and child, also in Baynton's-buildings, on August 21st; 33 deaths in the Cholera Hospital, 2 were of brothers.

328; 2. —; *Long Ashton.* Pop. 5996.—Chol. 2; Diarr. 1.—A mason, and a labourer's wife, in Long Ashton, August 6th and 18th, of cholera.

328; 3. —; *Yatton.* Pop. 7621.—Chol. 4; Diarr. 8.—Two watchmakers, aged 58 and 78, and a labourer's wife and child, all at Yatton, on July 15th and September 7th, of cholera.

328; 4. —; *St. George.* Pop. 4801.—Chol. 32; Diarr. 1.—These deaths from cholera were labourers, watermen, and mariners' families, all in Pill St. George, July 8th, August, September, and October.

VI. WEST MIDLAND DIVISION.

22. GLOUCESTERSHIRE.

329; 1. *BRISTOL; St. Mary Redcliffe.* Pop. 14617.—Chol. 167; Diarr. 22.—The majority of these deaths from cholera occurred amongst labourers and their families, in Avon-street, King's-buildings, Pipe-lane, Union-court, Wright's-court, Church-street, and Temple-street. The first death occurred on July 5th, in Harriss's-yard, Temple parish, a potter's son, aged 6 weeks; the last, on October 12th, in South-place, Redcliffe, a maltster, aged 39. The cholera prevailed here in July, August,

and September, taking whole families, husbands and wives, parents and their children, brothers and sisters.

329; 2. *BRISTOL; Castle Precincts.* Pop. 10726.—Chol. 224; Diarr. 22.—The cholera prevailed in this sub-district in June, July, August, September, and October. The first death occurred on June 1st, a labourer, aged 16, in St. Peter's Hospital, where 31 deaths took place; 153 died in the Cholera Hospital, Peter-street, St. Peter's, principally labourers and mechanics; 4 deaths from cholera took place at 17 King-street. The last death occurred October

11th, in the Cholera Hospital, a mason's son, aged one.

329; 3. **BRISTOL; St. Paul.** Pop. 14872.—Chol. 117; Diarr. 38.—These deaths from cholera occurred chiefly in labourers and mechanics' families in Wellington-buildings and court, Gloucester-court, Rosemary-street, Philadelphia-street, Water-street, Hampton-court, Victoria-street, Milk-street, Cross's-gardens, and John-street, &c. The first death from cholera took place June 10th, at 14 Wellington-buildings; it was in a stonecutter's wife, aged 30; the last on November 2nd, in John-street, a labourer's son, aged 7. The epidemic prevailed here in June, July, August, September, and October; most of them died after a few hours' illness.

329; 4. —; **St. James'.** Pop. 10555.—Chol. 60; Diarr. 25.—These deaths from cholera occurred chiefly in the families of labourers, mechanics, and tradesmen, in Broadmead, Horsefair, Charles-street, Montague-hill, Gillam's-court, Lewin's-mead, and Harford-court; the cholera prevailed in August and September. The first death from cholera occurred on July 4th, at 10 Broadmead, an agent's wife, aged 33; the last, on October 19th, at 4 Harford-court, a cordwainer, aged 46.

329; 5. —; **St. Augustine.** Pop. 13496.—Chol. 23; Diarr. 16.—These deaths from cholera occurred chiefly in the families of tradesmen and labourers, in August, September, and October, in College-crescent, Lime Kiln-lane, Frogmore-street, and Jacob's-wells; the first death from cholera in this sub-district occurred June 24th, in Thatched House-lane, a saddle-tree maker's daughter, aged 4; the last, October 13th, at 12 Orchard-street, a gentleman's son, aged 17.

330; 1. **CLIFTON; Clifton.** Pop. 14177.—Chol. 15; Diarr. 12.—Labourers, tradesmen, and mariners' families, in Hotwell-road, Avon-crescent, and Jones's-court, chiefly suffered; first death from cholera, July 9th, in Hotwell-road, a mariner's son, aged 5; the last, 12th October, at 10 Jones's-court, a mariner's wife, aged 37.

330; 2. —; **Ashley.** Pop. 6759.—Chol. 39; Diarr. 11.—These deaths from cholera took place in the families of tradesmen and labourers, in Grosvenor-place, St. Andrew, Ashfield-place, Hilgrove-street, Conduit-street, and Picton-lane. The first, July 15th, at 4 Grosvenor-place, a coachman's wife, aged 51; 11 deaths occurred in Grosvenor-place; the last, October 10th, at 10 Thomas-street, Stokes Croft, a cooper's widow, aged 69.

330; 3. —; **St. George.** Pop. 8318.—Chol. 82; Diarr. 4.—These deaths from cholera were chiefly of labourers and coal miners, and their families, living in Crew's Hold, near the Fire Engine Turnpike, near Two Mile Hill; Moorfields, the Alley, Square, and Buildings; White's-hill, north and south, and Pyle Marsh; the 3 first deaths from cholera occurred on May 29th, at Crew's Hold, 2 brothers and their sister, labourer's children, aged one, 4, and 13; the last, on December 20th, at Blacksworth, a labourer, aged 62, after 12 hours' illness.

330; 4. —; **St. Philip, and Jacob.** Pop. 21590.—Chol. 262; Diarr. 44.—These deaths from cholera were chiefly in the families of labourers, tradesmen, and mechanics, in Wade-street, New-street, Pinnell-street, Bristol; Great and Little George-street, York-street, Bread-street, Goat-alley, Great and Little Ann-street, Lamb-street, Kilkenny; Oxford-road, Kingsland-road, Gloucester-lane, Poyntz-pool, Shorland's-court, Pennywell-road, and Harrow-plain. Several deaths from cholera took place at the Old Workhouse. The first death from

cholera occurred on June 4th, at 4 Phoenix-street, a weaver's son, aged 4; the last, on October 31st, in Great George-street, a painter's son, aged 21 months. Many instances occurred of several members of the same family dying of cholera.

330; 5. **CLIFTON; Westbury.** Pop. 7086.—Chol. 3; Diarr. 1.—July 28th, a labourer, aged 36, at Sea Mill Farm, Henbury; September 9th, at 5 Redland-terrace, a linen draper's son, aged 5; October 1st, a tailor's wife, aged 41, at 9 Alfred-place, Kingsdown, of cholera.

330; 6. —; **Stapleton.** Pop. 7851.—Chol. 162; Diarr. 16.—These deaths from cholera were pauper inmates of the Union Workhouse, Stapleton and Clifton, the Poor Asylum and the Fishponds, and labourers' children, at Freeland-place. The first 2 deaths from cholera occurred June 16th and 20th, in the Union House Stapleton, 2 females aged 26 and 7; the last, December 20th, at Winterbourns, a labourer's son, aged 4 months; 8 deaths took place in the Union Workhouse, 144 in the Poor Asylum, and 8 at the Fishponds. The deaths from diarrhoea occurred in January, March, and May, except one or two in September; the cholera prevailed chiefly in July, August, and September, in this sub-district.

331; 1. **CHIPPING SODBURY; Chipping Sodbury.** Pop. 5291.—Chol. 0; Diarr. 3.

331; 2. —; **Marshfield.** Pop. 4099.—Chol. 0; Diarr. 1.

331; 3. —; **Hawkesbury.** Pop. 4321.—Chol. 0; Diarr. 1.

331; 4. —; **Iron Acton.** Pop. 5515.—Chol. 2; Diarr. 20.—The deaths from diarrhoea took place in the Union Workhouse, Yate, during the year; they were nearly all adults. The first death from cholera occurred on May 12th, in the Union Workhouse, Yate, a labourer's widow, aged 85; the second and last on September 28th, a labourer, aged 57, at Frampton Cotterell.

332; 1. **THORNBURY; Almondsbury.** Pop. 4982.—Chol. 7; Diarr. 3.—All these deaths from cholera were of labourers and their children, at Redwick, in August, except the first, which occurred on July 29th, a mason's son, aged 14; the last, on August 19th, a labourer, aged 59, at the White Horse, Almondsbury.

332; 2. —; **Thornbury.** Pop. 6142.—Chol. 0; Diarr. 1.

332; 3. —; **Berkeley.** Pop. 5343.—Chol. 1; Diarr. 5.—August 18th, a labourer's daughter, aged 2, in the parish of Alkington, from cholera.

333; 1. **DURSLEY; Wotton-under-Edge.** Pop. 7328.—Chol. 50; Diarr. 9.—Nearly all these deaths from cholera occurred in Wotton-under-Edge and Kingswood, in July and August; labourers, weavers, and their families, except the first, which occurred at Bradley, on June 7th, a labourer's son, aged 15; the last, on September 20th, a weaver's widow, aged 57, in Wotton-under-Edge.

333; 2. —; **Uley.** Pop. 3252.—Chol. 0; Diarr. 3.

333; 3. —; **Dursley.** Pop. 6041.—Chol. 8; Diarr. 3.—These deaths from cholera occurred in the families of tradesmen and labourers, all in Upper and Lower Cam, in September and October; the first death occurred in Upper Cam, on September 15th, a labourer's wife, aged 24; the last, at Lower Cam, October 12th, a grocer's wife, aged 39.

334; 1. **WESTBURY-ON-SEVERN; Newnham.** Pop. 10586.—Chol. 1; Diarr. 4.—August 25th, a hawker's daughter, aged 5, at Blakeney, in the parish of Awre, of cholera.

334; 2. —; **Huntley.** Pop. 5189.—Chol. 6;

Diarr. 2.—These deaths from cholera were of labourers in the Union Workhouse, Westbury, Bollow, and Walmer. The first occurred May 24th, at Bollow, a labourer, aged 61; the second, June 3rd, in the Union Workhouse, Westbury, a labourer, aged 35; the last, in the Union Workhouse, November 7th, a labourer, aged 57.

335; 1. NEWENT; *Newent*. Pop. 6469.—Chol. 2; Diarr. 7.—March 14th, a farmer's son, aged 10, at Kilcote; May 19th, a comb-maker's wife, aged 43, in Culvert-street, of cholera. The deaths from diarrhœa occurred in the Workhouse and at Linton.

335; 2. —; *Redmarley*. Pop. 5218.—Chol. 0; Diarr. 0.

336; 1. GLOUCESTER; *Kingsholm*. Pop. 5903.—Chol. 9; Diarr. 2.—The first of the deaths from cholera occurred February 26th, at Barnwood, a farmer's son, aged 20; the next 4 on June 3rd, at the County Gaol, North Hamlet, male adults (*inquets*); the next, July 10th, at Sandhurst, a single-woman's son, aged 2; the other 3 in October and November, labourers at Barnwood, Longford, and Wotton St. Catherine.

336; 2. —; *St. Nicholas*. Pop. 6933.—Chol. 63; Diarr. 17.—The deaths from cholera in this sub-district occurred in May, June, July, August, and September, in Royal Oak-yard, Deacon-street, the Island, Sweet Brier-street, King's Holm, St. Mary, Reform-court, Westgate-street, Swan-lane, and St. Catharine's-buildings; most of them occurred in labourers' families; the first death from cholera took place May 8th, at Royal Oak-yard, a female pinner, aged 50, after 20 hours' illness, where also 10 others died; the last, November 11th, in St. Catharine's-buildings, a drover's son, aged 5, ill 14 hours.

336; 3. —; *St. John the Baptist*. Pop. 7219.—Chol. 34; Diarr. 7.—These deaths from cholera were nearly all of labourers and their families, in Union-street, Brothers'-place, Columbia-street, in June and July; the first death from cholera occurred May 26th, at 4 Suffolk-street, a cordwainer's wife, aged 60; the last, November 5th, in Clarence-street, St. Michael's, a wine merchant's wife, aged 50, where also a female servant, aged 27, died; a cordwainer's 3 children, a sister and her 2 brothers, died at 3 Brothers'-place; a customs' officer's wife and her 2 sons died in Brothers'-place (14 died in this place); a labourer's 2 daughters died in Columbia-street.

336; 4. —; *South Hamlet*. Pop. 6760.—Chol. 13; Diarr. 3.—These deaths from cholera were mostly of labourers and their children at Elmore, Littleworth, and Barton-street, St. Mary, in June and July; the first death from cholera took place June 9th, at Elmore, a labourer, aged 57; the last, in South Hamlet, a master mariner, aged 39.

337; 1. WHEATENHURST; *Frampton*. Pop. 4778.—Chol. 13; Diarr. 2.—These deaths from cholera occurred chiefly in labourers' families, at Arlingham, Frampton, Eastington, and Saul, in June, July, and August; the first, June 9th, a waterman's son, aged 14 months, June 13th, his brother, aged 3; June 10th, a labourer's wife, aged 38, and her 2 sons, all at Arlingham; the last death from cholera took place November 4th, at Eastington, a millwright's wife, aged 55.

337; 2. —; *Haresfield*. Pop. 3182.—Chol. 4; Diarr. 4.—These deaths from cholera were of labourers and their children, at Longney, Hardwick, Haresfield, and Moreton Valence, in June and August.

338; 1. STROUD; *Stonehouse*. Pop. 4564.—Chol. 11; Diarr. 2.—These deaths from cholera were

chiefly in the families of clothworkers, in Stonehouse, Can-lane, and Beard's Mill, Leonard Stanley, in July; the first at Beard's Mill, on July 9th, a clothworker's son, aged 7; the last, August 21st, in Stonehouse, a widow, aged 61.

338; 2. STROUD; *Painswick*. Pop. 4910.—Chol. 1; Diarr. 1.—August 27th, a clothworker's son, aged 7, in Painswick, of cholera.

338; 3. —; *Bisley*. Pop. 5339.—Chol. 2; Diarr. 2.—August 25th, a washerwoman's son, aged 9, at Chalford Hill, and a lock-keeper, aged 51, at Fulcomb, November 6th, of cholera.

338; 4. —; *Stroud*. Pop. 8680.—Chol. 15; Diarr. 13.—Three deaths from cholera took place as early as January 13th, 24th, and 26th, in the Union Workhouse, all of females, aged 24, 54, and 60; several deaths from diarrhœa occurred also in the same place; the next death from cholera occurred in the Union Workhouse, but not until June 23rd; it then appeared, on August 16th, in Stroud, amongst clothworkers, and labourers, in Summer-street, Parliament-street, and Stroud-hill; the last death from cholera took place on September 21st, a tailor, aged 21, Tower-hill.

338; 5. —; *Rodborough*. Pop. 5255.—Chol. 3; Diarr. 1.—The first death from cholera took place June 22nd, in a labourer, aged 48, at Button-row; the other 2 in Rodborough; the last of these 2, September 22nd, a boatman, aged 26.

338; 6. —; *Minchinhampton*. Pop. 4890.—Chol. 2; Diarr. 3.—April 3rd, a labourer's wife, aged 66, at Box; and on July 15th, an itinerant singer, aged 21, in Minchinhampton, of cholera.

338; 7. —; *Horsley*. Pop. 5291.—Chol. 0; Diarr. 0.

339; 1. TETBURY; *Didmarton*. Pop. 1591.—Chol. 0; Diarr. 1.

339; 2. —; *Tetbury*. Pop. 4300.—Chol. 0; Diarr. 0.

340; 1. CIRENCESTER; *Cotswold*. Pop. 3929.—Chol. 1; Diarr. 1.—January 16th, a labourer, aged 84, at Sapperton; an inquest was held upon this case, verdict, "Visitation of God, having been suffering apparently from cholera."

340; 2. —; *Cirencester*. Pop. 10736.—Chol. 0; Diarr. 3.

340; 3. —; *Fairford*. Pop. 6063.—Chol. 0; Diarr. 3.

341; 1. NORTHLEACH; *Bibury*. Pop. 5485.—Chol. 0; Diarr. 0.

341; 2. —; *Chedworth*. Pop. 5176.—Chol. 0; Diarr. 0.

342; 1. STOW-ON-THE-WOLD; *Bourton-on-the-Water*. Pop. 4617.—Chol. 0; Diarr. 0.

342; 2. —; *Stow-on-the-Wold*. Pop. 4905.—Chol. 0; Diarr. 1.

343; 1. WINCHCOMB; *Guyting*. Pop. 5876.—Chol. 0; Diarr. 3.

343; 2. —; *Cleeve*. Pop. 4124.—Chol. 0; Diarr. 1.

344; 1. CHELTENHAM; *Charlton Kings*. Pop. 8835.—Chol. 0; Diarr. 5.

344; 2. —; *Cheltenham*. Pop. 31411.—Chol. 6; Diarr. 46.—Diarrhœa appears to have prevailed, and to have been unusually fatal in Cheltenham during the months of June, July, August, and September, amongst labourers, mechanics, and their children: having been in this place preceded by 5 deaths from cholera, on May 6th, 19th, and 20th, the first on the 6th, in Cheltenham, a female of intemperate habits, aged 32; then 3 females, aged 60, 63, and 4, in the Workhouse, Bethel Union, on the 19th and 20th; and a labourer, aged

63, back of 17 Worcester-street; the other death from cholera occurred August 25th, at 6 Stanhope-street, a combmaker, aged 34. No death from cholera at Charlton Kings.

345; 1. TEWKESBURY; *Deerhurst*. Pop. 4392.—Chol. 5; Diarr. 3.—These deaths from cholera were of labourers' wives and their children, at Withey Bridge and Barrow in Boddington parish and Hasfield, in May, June, and July.

345; 2. —; *Overbury*. Pop. 2922.—Chol. 0; Diarr. 2.

345; 3. —; *Tewkesbury*. Pop. 7644.—Chol. 54; Diarr. 12.—These deaths from cholera took place chiefly in labourers and weavers' families, in Bird's-court, Wilkes-alley, the Union Workhouse, and St. Mary's-lane; the first, from cholera, on August 1st, a stocking-weaver, aged 23, in Bird's-court; the last, on October 8th, a stocking-weaver, aged 61, in George-yard; 6 deaths from cholera and 5 from diarrhoea took place in the Union Workhouse.

23. HEREFORDSHIRE.

346; 1. LEDBURY; *Ledbury*. Pop. 8398.—Chol. 0; Diarr. 0.

346; 2. —; *Yarkhill*. Pop. 4487.—Chol. 0; Diarr. 0.

347; 1. ROSS; *Sollers Hope*. Pop. 3317.—Chol. 0; Diarr. 0.

347; 2. —; *Ross*. Pop. 8009.—Chol. 0; Diarr. 3.

347; 3. —; *St. Weonards*. Pop. 3474.—Chol. 0; Diarr. 0.

348; 1. HEREFORD; *Dewchurch*. Pop. 4552.—Chol. 0; Diarr. 1.

348; 2. —; *Fownhope*. Pop. 4883.—Chol. 0; Diarr. 5.—Of these cases, 2 were children under one year.

348; 3. —; *Burghill*. Pop. 4972.—Chol. 0; Diarr. 3.

348; 4. —; *Hereford City*. Pop. 10921.—Chol. 0; Diarr. 11.—Five of these cases were children under 2 years; one case occurred at the Asylum, age not stated.

348; 5. —; *Madley*. Pop. 3111.—Chol. 0; Diarr. 0.

348; 6. —; *Kentchurch*. Pop. 3286.—Chol. 0; Diarr. 0.

348; 7. —; *Clodock*. Pop. 2733.—Chol. 0; Diarr. 1.

349; 1. WEOBLY; *Weobly*. Pop. 5039.—Chol. 0; Diarr. 1.—This case took place in the Union Workhouse, a female, aged 68.

349; 2. —; *Dilwyn*. Pop. 3445.—Chol. 0; Diarr. 0.

350; 1. BROMYARD; *Bromyard*. Pop. 3557.—Chol. 0; Diarr. 1.

350; 2. —; *Bishops Frome*. Pop. 4110.—Chol. 0; Diarr. 0.

350; 3. —; *Brockhampton*. Pop. 3826.—Chol. 0; Diarr. 0.

351; 1. LEOMINSTER; *Leominster*. Pop. 5679.—Chol. 1; Diarr. 2.—This case of cholera occurred at Bargates, September 30th, a labourer's son, aged 9.

351; 2. —; *Bodenham*. Pop. 3859.—Chol. 0; Diarr. 0.

351; 3. —; *Kingsland*. Pop. 4857.—Chol. 0; Diarr. 3.—The first case of diarrhoea occurred at Lucton, a labourer's son, aged 5 months. The 3 deaths from diarrhoea in this sub-district were by accident not included in the total for the Leominster district, as given in the tables.

24. SHROPSHIRE.

352; 1. LUDLOW; *Leintwardine*. Pop. 2211.—Chol. 0; Diarr. 0.

352; 2. —; *Ludlow*. Pop. 8459.—Chol. 0; Diarr. 1.

352; 3. —; *Cainham*. Pop. 2538.—Chol. 0; Diarr. 2.

352; 4. —; *Munslow*. Pop. 2162.—Chol. 0; Diarr. 0.

352; 5. —; *Diddlebury*. Pop. 2151.—Chol. 0; Diarr. 0.

353; 1. CLUN; *Clun*. Pop. 3789.—Chol. 0; Diarr. 0.

353; 2. —; *Bishops Castle*. Pop. 2688.—Chol. 0; Diarr. 1.

353; 3. —; *Norbury*. Pop. 1744.—Chol. 0; Diarr. 0.

353; 4. —; *Lydbury*. Pop. 1801.—Chol. 0; Diarr. 0.

354; 1. CHURCH STRETTON; *Church Stretton*.—Pop. 3849.—Chol. 2; Diarr. 2.—The first case of cholera occurred at Church Stretton, August 11th, a mail-cart driver, aged 37, followed on August 21st, at the same place, by a labourer's widow, aged 83, after an attack of 20 hours.

354; 2. —; *Wall*. Pop. 2217.—Chol. 0; Diarr. 1.

355; 1. CLEOBURY MORTIMER; *Cleobury Mortimer*. Pop. 5818.—Chol. 1; Diarr. 7.—This case took place in the New Road, August 29th, a single woman's son, aged 5, after an attack of 2 days, after eating unripe fruit. Of the cases of diarrhoea, 2 were children under 3 days, and 3 occurred in the Union Workhouse, aged 86, 88, and 55.

355; 2. —; *Stoddesden*. Pop. 2890.—Chol. 0; Diarr. 0.

356; 1. BRIDGNORTH; *Chetton*. Pop. 4940.—Chol. 0; Diarr. 2.—These 2 cases occurred in September, ages 76 and 63.

356; 2. —; *Bridgnorth*. Pop. 6199.—Chol. 70; Diarr. 8.—The epidemic first made its appearance on July 24th, at the Library Steps, when a charwoman, aged 56, died, after an attack of 36 hours' duration; it continued with great virulence during the months of August and September. During that time, 10 fatal cases took place in Listley-street, 9 in Friar-street, 7 in St. Mary's-street, 7 at New Town, 6 in Underhill-street, and 6 in St. Leonard's Workhouse; the last case occurred December 31st, in Underhill-street, a sawyer, aged 37. One death from diarrhoea took place in St. Mary's Workhouse, a male, aged 57; the others were chiefly children under one year.

356; 3. —; *Worfield*. Pop. 4739.—Chol. 5; Diarr. 0.—The first case of cholera occurred at Gatacre Claverley, January 20th, an agricultural labourer's daughter, aged one; 2 cases took place August 18th and 22nd, at Hermitage, a male and female, aged 60 and 72 (husband and wife).

357; 1. SHIFFNAL; *Albrighton*. Pop. 3741.—Chol. 0; Diarr. 1.

357; 2. —; *Shiffnal*. Pop. 7309.—Chol. 1; Diarr. 2.—This case occurred at Pain's-lane, September 17th, a labourer's widow, aged 73, attacked 36 hours.

358; 1. MADELEY; *Dawley*. Pop. 8942.—Chol. 2; Diarr. 0.—The first case took place at Dawley Green, September 6th, a collier, aged 46; the other at Hinckley, October 14th, a puddler, aged 32.

358; 2. —; *Madeley*. Pop. 8732.—Chol. 33; Diarr. 5.—The first fatal case of cholera took place at Madeley Wood, August 8th, when a shoemaker's

son, aged 15, died: 14 other cases occurred at the same place during August and September, and 9 at Coalbrookdale, in the same period; 2 cases took place in the Madeley Workhouse, September 9th, males, aged 61 and 70. The last case of cholera occurred September 30th at Lincoln Hill, a collier aged 29. Two deaths from diarrhoea occurred at Madeley Workhouse, both old people.

358; 3. MADELEY; *Broseley*. Pop. 6094.—Chol. 13; Diarr. 2.—Cholera first made its appearance in High-street, August 3rd, a farmer, aged 45, having died after 2 days' attack; several other cases occurred at Salthouse, Cockshut-lane, Lloyd's Head, &c., in the months of August and September. The last case occurred at Ladywood.

358; 4. —; *Much Wenlock*. Pop. 2487.—Chol. 13; Diarr. 2.—The first case of cholera occurred September 1st, at Farley, a labourer's son, aged 3, followed September 3rd, by his daughter, aged 5; on the 10th and 11th, 2 children of a labourer died; and on 25th and 26th, a labourer and his daughter died, aged 55 and 18; a few cases occurred at Back-lane during October.

359; 1. ATCHAM; *Condover*. Pop. 5567.—Chol. 15; Diarr. 3.—13 of these cases of cholera occurred in August, at the Union Workhouse, Cross Houses, mostly aged people; the last case took place at the Union Workhouse, September 4th: one death also occurred there from diarrhoea, a person aged 69.

359; 2. —; *Pontesbury*. Pop. 3603.—Chol. 0; Diarr. 0.

359; 3. —; *Westbury*. Pop. 2435.—Chol. 0; Diarr. 0.

359; 4. —; *Alberbury*. Pop. 2288.—Chol. 0; Diarr. 1.

359; 5. —; *Montford*. Pop. 1161.—Chol. 0; Diarr. 0.

359; 6. —; *Battlefield*. Pop. 1846.—Chol. 0; Diarr. 1.

359; 7. —; *Atcham*. Pop. 1942.—Chol. 0; Diarr. 1.

360; 1. SHREWSBURY; *St. Mary*. Pop. 12698.—Chol. 63; Diarr. 19.—Cholera first made its appearance February 24th, at Wyle Cop, Saint Julian; a gentleman's widow, aged 66, having died after 4 days' attack; a few cases occurred in July, 4 of them at Salop gaol; the epidemic attained its greatest height in August; in St. Alkamond-square, an ostler and his daughter died, August 5th and 7th; several cases occurred in Coleham, St. Julian, Castle Foregate, Canal Buildings, &c. Six cases occurred in Salop Gaol during this month. The epidemic prevailed much during September, chiefly in the same places, 8 deaths having occurred on the 8th; the last case took place October 1st, in Coleham.

360; 2. —; *St. Chad*. Pop. 8820.—Chol. 53; Diarr. 7.—The epidemic first commenced July 25th, 10 cases having occurred on that day in the House of Industry and Lunatic Asylum, followed on the 26th by 10 other cases in the same places; it continued very prevalent during August, 5 cases occurred on the 15th, 2 of them, a tanner and his daughter, living in St. Austin's-court; a few deaths occurred in September; the last on the 17th, a labourer's daughter, aged 8.

361; 1. OSWESTRY; *Knockin*. Pop. 4293.—Chol. 0; Diarr. 1.

361; 2. —; *Llansillin*. Pop. 4172.—Chol. 0; Diarr. 1.

361; 3. —; *Oswestry*. Pop. 8843.—Chol. 2; Diarr. 3.—The first case of cholera occurred on September 11th, in a commercial traveller, aged 27; the other took place October 11th, in the Salop-road, a labourer's daughter, aged 5,

361; 4. OSWESTRY; *St. Martin*. Pop. 5764.—Chol. 1; Diarr. 3.—This case occurred September 8th, at Gobower, Whittington, an engine-driver's wife, aged 18.

362; 1. ELLESMERE; *Overton*. Pop. 2140.—Chol. 0; Diarr. 0.

362; 2. —; *Hanmer*. Pop. 3206.—Chol. 0; Diarr. 1.

362; 3. —; *Ellesmere*. Pop. 7506.—Chol. 3; Diarr. 3.—The first case of cholera occurred at Cockshutt, April 7th, a labourer, aged 40. The 2 other cases took place in the Workhouse, August 30th and 31st, a male and female aged 66 and 75.

362; 4. —; *Baschurch*. Pop. 3482.—Chol. 0; Diarr. 0.—No deaths from cholera or diarrhoea in this sub-district.

363; 1. WEM; *Wem*. Pop. 7586.—Chol. 0; Diarr. 2.—One of these cases of diarrhoea took place in the Union Workhouse, a labourer's widow, aged 60.

363; 2. —; *Prees*. Pop. 3986.—Chol. 1; Diarr. 0.—This case occurred February 8th, at Prees Heath, a shoemaker's son, aged 2, after an attack of 3 days' duration.

363; 3. —; *Whitchurch*. Pop. 6282.—Chol. 5; Diarr. 2.—Cholera first appeared April 9th, at Yardington, when a labourer's daughter, aged 5, died, after an attack of 36 hours' duration; 3 other cases took place at Yardington during September.

364; 1. MARKET DRAYTON; *Moreton Say*. Pop. 4050.—Chol. 1; Diarr. 1.—This case of cholera took place January 29th, at Ashley, a farmer's daughter, aged 7, ill 27 hours.

364; 2. —; *Market Drayton*. Pop. 4680.—Chol. 14; Diarr. 5.—The epidemic first proved fatal at Berringtons, January 28th, in a labourer's wife, aged 74; 2 cases occurred at Drayton in July; it disappeared during August, but became prevalent in September, 9 cases having occurred, 8 of them in the Workhouse, mostly aged persons; 2 also occurred in the Workhouse during October. Of the cases of diarrhoea, 3 took place in the Workhouse, one of them a child under one year.

364; 3. —; *Hodnet*. Pop. 5220.—Chol. 0; Diarr. 1.

365; 1. WELLINGTON; *Ercall Magna*. Pop. 3375.—Chol. 0; Diarr. 1.

365; 2. —; *Wellington*. Pop. 12157.—Chol. 4; Diarr. 9.—Cholera first proved fatal September 11th, at Ketley, in a miner, aged 35; 2 cases occurred at the same place on the 20th, females of the same family; another case also on the 27th, a labourer, aged 50; one death from diarrhoea took place at the Workhouse, March 4th, a female, aged 40.

365; 3. —; *Wombridge*. Pop. 4366.—Chol. 5; Diarr. 7.—All these cases of cholera occurred at Wrockwardine Wood, the first on September 14th, a labourer's wife, aged 60, followed by 2 more cases on the 17th and 18th, colliers' wives; 2 other deaths took place October 4th, one of them a founder's daughter, aged 3 months, after an attack of one day. Three of the cases of diarrhoea occurred at the same place, one in a child 2 years.

366; 1. NEWPORT; *Newport*. Pop. 9908.—Chol. 2; Diarr. 4.—The first case of cholera occurred February 16th, at Edgmond, a labourer's widow, aged 68; the other, August 14th, at Jones's-yard, a labourer's widow, aged 47.

366; 2. —; *Gnosall*. Pop. 4809.—Chol. 2; Diarr. 3.—Of these cases of cholera, the first took place September 21st, at Norbury, in a boatman's son, aged 17 months; the other case occurred October 2nd, at High Offley, a labourer, aged 52.

25. STAFFORDSHIRE.

367; 1. STAFFORD; *Stafford*. Pop. 12273.—Chol. 2; Diarr. 4.—The first death from cholera occurred in the Infirmary on January 10th, when a labourer, aged 27 years, died in 62 hours after the attack; the other case was recorded on October 27th, at St. Chads'-place.

367; 2.—; *Castle Church*. Pop. 3477.—Chol. 1; Diarr. 5.—The only fatal case of cholera recorded in this district occurred on September 19th, at Bradley, a labourer, aged 23 years; duration 4 days.

367; 3. —; *Colwich*. Pop. 4542.—Chol. 0; Diarr. 2.

368; 1. STONE; *Stone*. Pop. 8593.—Chol. 2; Diarr. 1.—A boatman, aged 41 years, died of cholera, (24 days) on July 24th, at Church-street; the other case, August 24th, in Newcastle-street.

368; 2. —; *Eccleshall*. Pop. 6150.—Chol. 2; Diarr. 1.—Cholera was fatal to the wife of a labourer, aged 48 years, at Millstone-green, on September 4th; the other case, with premonitory diarrhoea, occurred on October 2nd.

368; 3. —; *Trentham*. Pop. 4063.—Chol. 3; Diarr. 1.—The first case of cholera which proved fatal in this district occurred on September 3rd, at Butterton Hall; the next case on the 5th, at Meer Heath, and the last case on the 8th, at Hanford, viz., a butcher, aged 40 years, who survived the attack 10 hours.

369; 1. NEWCASTLE-UNDER-LYME; *Whitmore*. Pop. 1291.—Chol. 2; Diarr. 0.—First death from cholera on September 2nd, the other on the 3rd; the first a labourer's son, the second a labourer's wife, both at Meer Sutton.

369; 2. —; *Newcastle-under-Lyme*. Pop. 12524.—Chol. 239; Diarr. 19.—After 2 fatal cases of diarrhoea on May 8th and June 13th, in the Union Workhouse; the first case of cholera occurred in the above Workhouse on June 19th, in a spinster's daughter, aged 14 years, duration of attack 7 hours; next fatal case at Red Lion-square, July 29th, another on August 3rd, at Lower-street, and from this time the epidemic was most malignant in character. By the end of August 129 persons died; the greatest number in any one day was on the 17th, when 14 deaths occurred; in the following day they declined to 4, but on the succeeding day, the 19th, 13 deaths happened. In September there were 94 deaths; the epidemic declined towards the end of this month, and on October 30th, in the Union Workhouse, the last case recorded was a widow, aged 80 years: after this date cholera ceased to be fatal. In the months of July, August, and September, 225 deaths from cholera were registered, and only 95 from other diseases. During the year 1849, the epidemic proved fatal to 93 males and 146 females; all excepting 41 were above 20 years of age. In the Union Workhouse 7 cases of cholera were fatal, and 5 of diarrhoea. The infected streets in this town were Lower-street, 24 deaths, 23 of which were in August; Roebuck-lane 5; Penkhult-street 11 (5 in August and 6 in September); High-street 6; Church-street 8; Friar-street 4; Pepper-street 4; Bridge-street 6; Holborn 4; Hick-street 5; Cross-street 4; Fletcher-street 16 (3 in August, 9 in September, and 4 in October); Ireland Newcastle 12, all in September; Lower-green 19 (3 in August and 16 in September); Liverpool-street 4; Shoreditch 3; Hagrells-street 9 (8 in September and one in October).

369; 3. —; *Audley*. Pop. 5674.—Chol. 0; Diarr. 5.

370; 1. WOLSTANTON; *Wolstanton*. Pop. 4144.—Chol. 3; Diarr. 0.—The first death from cholera occurred in this district on August 12th, at Dunkirk, Chesterton; the next on September 6th, at Four-lane-ends; and the other in the same locality on the 12th.

370; 2. —; *Tunstall*. Pop. 12431.—Chol. 7; Diarr. 31.—On August 12th, cholera appeared at Kildgrove, Brieryhurst, and proved fatal to a collier's wife, aged 48 years; the next death occurred on the 13th at Rathbone-street, where another also occurred on the 20th; on October 6th, the last case proved fatal to a slip-maker, aged 38 years. Diarrhoea prevailed through the year, 10 cases proving fatal in the Union Workhouse, and one of cholera.

370; 3. —; *Burslem*. Pop. 16091.—Chol. 69; Diarr. 34.—Cholera was prevalent in July and August; the first fatal case in this district occurred on June 16th, at Nile-street, a coal-dealer, aged 29 years; another in the same street on the 17th; by July 10th, 3 other deaths were registered, and on that day the epidemic rapidly increased, and 3 attacks were fatal; the following localities mostly suffered, viz. :—

Deaths from Cholera.	Deaths from Cholera.
Nile-street. . . . 6	Daniel's-row . . . 3
Mayer's Bank. . . . 2	Navigation-road . . . 3
Greenhead 4	Pit-street 6
Holehouse 11	Kilncroft 4
Bourne's Bank . . . 6	Church-street . . . 4

The epidemic in this town caused great mortality amongst potters, colliers, labourers, &c., and their families; in 16 deaths from cholera, the average duration of illness was 11 hours. Of the 69 fatal cases, 57 were 10 years of age and upwards, and of the 34 deaths from diarrhoea, 11 only were above the age of 10 years; by the middle of September, cholera considerably declined; in the month of October one death occurred, the last and only fatal case in November was on the 16th, at Bleak Hill; a dancing master, aged 40 years, was attacked with diarrhoea, which terminated in cholera.

371; 1. STOKE-UPON-TRENT; *Hanley*. Pop. 10218.—Chol. 30; Diarr. 6.—In this town cholera was very fatal in September; the epidemic commenced on August 6th, in Wood-street, and was fatal to a potter aged 56 years; the next following on the 19th, at Northwood; 16 died in September, and 6 in October; the last death on the 9th, in Slock-lane, a potter's overman's wife, aged 28 years (diarrhoea 2 days, cholera 3 days). The cholera was prevalent in Joiner's-square, Northwood, New-street, Chapel-field, &c. The families of potters and colliers chiefly suffered.

371; 2. —; *Shelton*. Pop. 11955.—Chol. 43; Diarr. 18.—Cholera prevailed in this locality on April 19th; from April to August 18th, 2 other cases proved fatal; from this date the epidemic increased, but a decline was perceptible after October 10th; the last case recorded was on October 23rd, at Mill's Bank. In Joiner's-square, 12 deaths occurred; Etruria 5; Mill-street 3; Marsh-street 3; Hope-street 3. Diarrhoea proved fatal to 13 children.

371; 3. —; *Stoke-upon-Trent*. Pop. 8430.—Chol. 28; Diarr. 15.—Cholera appeared on August 15th, first case recorded at Spittals Workhouse, a labourer aged 40 years; in this Workhouse cholera was fatal to 17 persons. Previous to the first case of cholera in the Workhouse, 9 deaths from diarrhoea occurred, subsequently 2 more; the last case of cholera proved fatal on October 7th, at Sloke-lane, a pottery painter, aged 81 years.

371; 4. *STOKE-UPON-TRENT; Fenton.* Pop. 4923.—Chol. 1; Diarr. 4.—The only case of cholera in this district occurred on October 10th; at Park-lane, in the wife of a potter, aged 40 years.

371; 5. —; *Longton.* Pop. 12425.—Chol. 1; Diarr. 20.—Diarrhœa was prevalent during the year in this locality; 13 deaths were those of children, not exceeding 12 months old; the only case of cholera that proved fatal was at Market-street, on October 4th, the son of a pawnbroker aged one year.

372; 1. *LEEK; Norton.* Pop. 3989.—Chol. 1; Diarr. 3.—One fatal case of cholera in this district, at Smallthorn, on July 26th, a collier's son, 10 years of age.

372; 2. —; *Leek.* Pop. 9572.—Chol. 2; Diarr. 7.—Diarrhœa prevailed in the early part of the year; on August 21st a case of cholera proved fatal at Pickwood-road, a silk-twister, aged 46 years, died in 74 hours after the attack; the other case occurred on September 23rd, at Compton.

372; 3. —; *Leek Frith.* Pop. 2010.—Chol. 0; Diarr. 0.

372; 4. —; *Longnor.* Pop. 5726.—Chol. 0; Diarr. 0.

373; 1. *CHEADLE; Alton.* Pop. 2788.—Chol. 0; Diarr. 1.

373; 2. —; *Ipstones.* Pop. 4748.—Chol. 0; Diarr. 0.

373; 3. —; *Dilhorne.* Pop. 3602.—Chol. 0; Diarr. 0.

373; 4. —; *Cheadle.* Pop. 6721.—Chol. 2; Diarr. 8.—The son of a labourer, aged 12 years, died of cholera (15 hours) on September 24th at Paradise-lane; it was likewise fatal to a sister of the above in the same house on the 26th; one death from diarrhœa was recorded in the Workhouse.

374; 1. *UTTOXETER; Uttoxeter.* Pop. 7985.—Chol. 0; Diarr. 0.

374; 2. —; *Abbot's Bromley.* Pop. 2979.—Chol. 0; Diarr. 0.

374; 3. —; *Sudbury.* Pop. 3968.—Chol. 0; Diarr. 1.

375; 1. *BURTON-UPON-TRENT; Tutbury.* Pop. 6520. Chol. 1; Diarr. 2.—On August 8th, at Foston, a joiner aged 30 years died of cholera in 14 hours after the attack. The 2 deaths from diarrhœa were children under the age of one year.

375; 2. —; *Repton.* Pop. 5904.—Chol. 0; Diarr. 0.

375; 3. —; *Gresley.* Pop. 6087.—Chol. 0; Diarr. 0.

375; 4. —; *Burton-upon-Trent.* Pop. 10365.—Chol. 5; Diarr. 11.—First fatal case of cholera occurred on October 7th, at Goose Moor, the wife of a labourer, aged 29 years, died in 11 hours; the next two deaths in the same locality on the 8th and 12th; the fourth case in the Workhouse on the 18th, and the last in the Cholera Hospital on the 21st, the daughter of a single woman, aged 6 months. Four deaths from diarrhœa in the Workhouse, Horninglow, and one from cholera.

376; 1. *TAMWORTH; Tamworth.* Pop. 7710.—Chol. 1; Diarr. 3.—At Anstrey, August 25th, a labourer died of cholera aged 30 years.

376; 2. —; *Fazeley.* Pop. 5194.—Chol. 1; Diarr. 2.—At Fazeley, July 20th, a cattle-dealer died of cholera, aged 48 years.

377; 1. *LICHFIELD; Lichfield.* Pop. 12475.—Chol. 2; Diarr. 9.—The first case of cholera, on the 12th September, at Shire Oaks Hill, parish of Shenhall, the son of a labourer, aged 15 years. The Registrar states that "this case of cholera was imported into this district from the parish of Rushall;" the other case, October 14th, at Bird Street, the son of a chemist,

aged 3 weeks, cholera 6 hours; 3 cases of diarrhœa proved fatal in the Union Workhouse.

377; 2. *LICHFIELD; Yoxall.* Pop. 5025.—Chol. 0; Diarr. 0.

377; 3. —; *Rugeley.* Pop. 6616.—Chol. 4; Diarr. 5.—Cholera appeared on September 16th, at Longdon, the wife of a butcher, aged 48 years, survived the attack 25 hours; the last fatal case on October 3rd.

378; 1. *PENKRIDGE; Penkridge.* Pop. 4256.—Chol. 4; Diarr. 2.—Cholera was fatal on August 1st to a labourer's son, aged 2 years, at Teddesley Hay; the last case recorded October 11th, a boatman, aged 52 years.

378; 2. —; *Brewood.* Pop. 5785.—Chol. 3; Diarr. 5.—In the Union Workhouse, cholera appeared on August 18th, a labourer's son, aged 14 years, died in 9½ hours; the next fatal case on September 1st, a labourer aged 41 years, cholera 12 hours; the last, the daughter of a labourer, aged 19 years, died in 20 hours; on September 2nd, one death from diarrhœa is also reported in the Union Workhouse. The Registrar, in his quarterly report to the Registrar-General, states that, "the first case of cholera was supposed to have been imported from an infected district in Wolverhampton; the other 2 occurred to Irish, who, while harvesting, slept at night in an uncleaned feeding-stall, exposed to the exhalations of a large fold yard." Scarlatina was prevalent in the last 3 months of the year.

378; 3. —; *Cannock.* Pop. 6033.—Chol. 1; Diarr. 2.—A pot-seller, aged 40 years, died of cholera on August 30th.

379; 1. *WOLVERHAMPTON; Tettenhall.* Pop. 5142.—Chol. 4; Diarr. 3.—At Aldersby, on July 30th, the first case of cholera was fatal to a female servant, aged 18 years, followed on September 3rd by another death; on September 17th the last death occurred, the daughter of a labourer, aged 17 years.

379; 2. —; *Wombourn.* Pop. 3714.—Chol. 4; Diarr. 3.—Cholera was fatal on August 30th, at Seisdon Trysull, a labourer died aged 66 years; the next case on September 6th in the same locality; the last recorded case occurred on October 2nd, at Upper Germ, a higgler, aged 46 years, died of diarrhœa and cholera.

379; 3. —; *Kinfare.* Pop. 3439.—Chol. 0; Diarr. 2.

379; 4. —; *Wolverhampton Western.* Pop. 13356.—Chol. 44; Diarr. 36.—Diarrhœa prevailed in August and September, and proved fatal to 9 persons before cholera made its appearance; the first death from cholera was recorded on August 17th, a thumb-latch-maker, aged 74 years, at Hen and Chicken-yard, Dudley-street, the following case on the 20th, a steel-yard-maker's daughter, aged 6 years, died in 4 hours; from this time 16 days elapsed before another fatal case occurred, when on September 5th, a farmer aged 77 years died in Temple-street, another case on the 7th, the wife of a japanner aged 50 years also died in Temple-street, having survived the attack 11 hours, from which time to the end of September 21 cases proved fatal, in October 13, and in November 6, the last on the 13th, at Bennetsfold. The following localities mostly suffered, viz. :—

	Deaths.		Deaths.
Pountney-street . . .	9	Temple-street . . .	3
Pountneyfold, Dudley-		Pool-street . . .	2
street . . .	10	Dunstall-lane . . .	3
Pountney Pool . . .	2		

At Pountney-street, on September 28th and 29th inclusive, 4 deaths from cholera occurred in the same family. At Pountney Pool, a father and son both

died on October 5th. Diarrhœa proved fatal to 30 children under the age of 2 years.

379; 5. WOLVERHAMPTON; *Wolverhampton Eastern*. Pop. 23026.—Chol. 420; Diarr. 109.—Cholera was very prevalent in the month of September, when 339 persons were fatally attacked by the epidemic; the first case proved fatal at Monmore Green, on June 9th, the daughter of a sawyer, aged 16 years, attacked 9 hours; the next on August 5th at Canal street, subsequently in the same street 5 deaths from cholera, by the 11th. Towards the end of the month a considerable increase was perceptible; in one day, August 31st, 7 fatal cases were recorded; in September the epidemic extended, fluctuating between 3 and 28 deaths daily, and on an average throughout the month of September, 11 cases of cholera daily proved fatal. In 12 days, from September 3rd to the 14th inclusive, 216 persons died; and after the 18th, on which day 15 deaths occurred, the epidemic somewhat abated; from the 18th to the end of the month, 62 cases proved fatal; in the first 6 days of October 25 persons died, by the end of the month 10 more were added to the lists of mortality. The last fatal case was recorded on October 23rd in the Union Workhouse, a labourer's son, aged 4 years; the greatest number of deaths from cholera took place on September 14th, on which day 28 persons died, 8 of whom were in the Union Workhouse, the others chiefly in Walsall street, Willenhall-road, Canal-street, Bilston-street, &c.; 230 males and 190 females died from cholera. The following are the ages in 3 periods of life:—

	Male.	Fem.	Total.
Under 15 years of age . . .	75	59	134
15 years and under 60 . . .	123	103	226
60 years and upwards . . .	32	28	60

In the Bilston-road 3 deaths from cholera occurred on September 10th, also 2 on the 11th, 5 on the 12th, and 3 on the 13th; on September 5th, 8 persons died of cholera, in Willenhall-road; a labourer aged 40 years, with his 3 sons, aged 5, 10, and 12 years, and his 3 daughters, aged 2, 8, and 16 years, all died from cholera, in Willenhall-road, in 7 days, from September 4th to the 10th inclusive; the 2 daughters of a miner also died in one day, September 4th, in the Willenhall-road; a blacksmith and his wife both died from cholera, on the same day, in the Union House, also a weaver and his wife at Caribbee Island on September 12th. The following are the occupations of some of the sufferers from cholera, and the localities infected:—

OCCUPATIONS.	Deaths from Cholera.
Labourers, their wives and families . . .	139
Miners ditto . . .	79
Locksmiths ditto . . .	19
Puddlers ditto . . .	10
Cordwainers ditto . . .	8
Blacksmiths ditto . . .	6
Latch, hinge, mill, file, and buckle makers. } ditto . . .	16
Forgemen and furnacemen . . .	11
Carpenters, bricklayers, sawyers, and painters . . .	10
Bakers ditto . . .	3
Engineers ditto . . .	4
Boatmen ditto . . .	4

LOCALITIES.

Canal-street . . .	24	Bilston-street . . .	3
Walsall-street. . .	20	Chillington Works . .	7
Willenhall-road . .	55	Horseley Fields . . .	12
Monmore-green . .	33	Charles-street . . .	5
Back-lane.	7	Falkland-street . . .	6
Caribbee Island . .	16	Castle-place	7
Coles' Croft	7	Castle-yard	3
Bilston-road	15	Stafford-street . . .	3

	Total Chol.	Aug.	Sept.	Oct.
Union Workhouse . . .	105	19	73	13
Cholera Hospital in } Union Workhouse . . .	19	..	16	3

One case of diarrhœa proved fatal in the Workhouse; diarrhœa prevailed in the months of August and September, and was fatal to 45 children under the age of one year, to 46 at one year of age and under 15; to 7 at 15 and under 60; and to 11 at 60 years of age and upwards.

379; 6. WOLVERHAMPTON; *Willenhall*. Pop. 11863.—Chol. 281; Diarr. 27.—Cholera was very fatal in this sub-district, and 160 males and 121 females were in a short time deprived of life; it was fatal to 167 persons in 12 days, viz., from September 1st to the 12th, both inclusive; the first case occurred on August 17th, at Moseley Hole, the son of a brickmaker, aged 7 years, who survived the attack 8 hours; the succeeding case occurred on the 21st, then followed a continuous increase of mortality to the 29th, on which day 19 deaths were recorded; the greatest severity of the epidemic was felt on September 4th, when 21 persons died; the duration of attacks fluctuated between 8 and 48 hours; after September 16th the mortality abated, and from October 21st the epidemic ceased. On August 28th, the 2 sons of a locksmith died of cholera, in Birmingham-street, and on August 28th and 29th, the 3 children of a tailor in Wolverhampton-street. It was most fatal in the families of labourers, locksmiths, miners, boltmakers, keymakers, latchmakers, &c., &c. The localities in which cholera greatly prevailed were:—

	Deaths from Cholera.		Deaths from Cholera.
Portobello.	78	Morfield-lane	7
Moseley Hole	7	Leeve-lane	6
Birmingham-street .	8	Heath	11
Wolverhampton-street	6	Water Glade	4
Walsall-street. . . .	22	Love-alley	4
Rose Hill.	11	New Inn yard	8
Love-lane	3	Cross-street	8
Gashouse-lane	7	Buggins lane	4

The Registrar, in his quarterly report to the Registrar-General, states that "the greatest number of cholera cases has taken place in those localities where drainage, sewerage, ventilation, and water are most wanted."

379; 7. —; *Bilston*. Pop. 20181.—Chol. 612; Diarr. 63.—Cholera in a malignant form visited the township and chapelry of Bilston with great severity; a gradual augmentation of mortality occurred in August, a very considerable increase in September, and a manifest tendency to abate by the middle of October; during these months the deaths from cholera were 68, 457, and 83 respectively. The first 2 cases occurred on July 17th at Moorcroft, viz., the widow of a blacksmith, aged 68 years, who survived the attack 6 hours; the other, a puddler, aged 19

years, died in 14 hours; the next case followed on the 24th, succeeded by another on August 7th, and continued to increase with rapidity to September 9th, on which day 30 deaths were recorded. In the following 13 days the epidemic fluctuated between 9 and 27 deaths daily; during the remainder of the month, from the 23rd to the 30th inclusive, 57 deaths took place; the average daily deaths from cholera throughout the month of September was 15. At Pipes Meadows in 7 days, from September 3rd to the 9th, both inclusive, 21 cases of cholera proved fatal, 5 occurring in one day, the 7th; the 4 children of a tailor residing in Union-street died of cholera on September 18th and 19th; also at Quarry-lane, the 3 children of a miner died on September 8th and 9th; and on October 16th, a labourer and his wife both died at Hallfields; 5 deaths from the epidemic are recorded on September 5th in Birch-buildings, and 6 on the 13th in Temple-street; a father and son were both attacked in Gibbet-lane on the 13th September, and died on the same day. In the first 9 days of October the deaths from cholera ranged from 4 to 16 on each day; after the 9th the mortality perceptibly declined, and from that time to the end of the month 16 deaths were recorded; one death was registered in November, on the 11th, after which date the town was relieved of a visitation from which the sacrifice of human life was fearfully great. The following streets and contiguous neighbourhoods suffered severely.

	Total Chol.	Aug.	Sept.	Oct.
Duck-lane	21	12	9	..
Gozzard-street	26	8	17	1
Rowley's-square, Goz- zard-street	6	6
Stone-street	6	4	2	..
Bridge-street	24	6	17	1
Oxford-street	34	4	21	9
Jackson's-square, Oxford- street	4	..	4	..
Brown's-buildings	4	..	4	..
Bassel's-yard	5	..	5	..
Temple-street	31	3	24	4
Union-street	16	2	14	..
New Village	23	6	13	4
Brook-street	22	3	19	..
Warwick-street	4	1	3	..
High-street	8	2	2	4
Coseley-street	19	2	12	5
Market-place	3	1	2	..
Pipes Meadows	35	1	34	..
Bristol-street	10	1	9	..
Hare-street	15	..	11	4
Gibbet-lane	15	..	15	..
Wolverhampton-street	23	..	17	6
Wolverhampton-road	4	..	4	..
Birches-buildings	17	..	17	..
Workhousefold	9	..	9	..
Walsall-street	22	..	18	4
Church-street	4	..	3	1
Bradley	14	..	9	5
Farthing-row	8	1	7	..
Priests-fields	17	..	14	3
Green Croft	11	..	7	4
Shropshire or Salop-row	13	2	9	2
Hall-fields	7	7
Mill-fields	4	..	4	..
Hallford	9	..	5	4
Quarry-lane	11	..	7	4

In the Cholera Hospital, Bilston, 42 deaths took place from cholera, and 2 in the Workhouse at Old Bilston. 314 were males, and 298 females, who died of cholera during the year 1849; of this number 238 were under 15 years of age, 329 were from 15 to 60 years of age, and 45 at 60 years and upwards; in August, September, and October, 608 deaths were ascribed to cholera, and during those 3 months 63 to other causes of death. Diarrhoea prevailed throughout the year, a few isolated cases occurring prior to the first appearance of cholera, and was most fatal in September, principally to children; remarkably severe in a few cases, approaching in character to cholera, from the quick termination of life, namely from 7 to 27 hours' illness. With reference to the trades and occupations of the sufferers from cholera, it appears that miners, puddlers, shinglers, blankmakers, mechanics, labourers, &c., with their wives and children, suffered severely; from the commencement of the attack to the termination of life, in the majority of cases, but a few hours intervened. The Registrar, in his quarterly report to the Registrar-General, states that "about 60 interments in the September quarter took place without registration, owing to my own severe illness, and the impossibility of my deputy leaving home to seek proper informants, from the constant applications made to register deaths."

380; 1. WALSALL; *Darlaston*. Pop. 8672.—Chol. 44; Diarr. 16.—On July 15th, a labourer, aged 42 years, died of cholera, at Fallen's-heath; the next fatal case was on August 25th, followed by another on the 30th. In September 34 persons died of this disease, and in October 7, the last death occurring on the 17th. A Heathfield, the Green, Catherine's Cross, Pinfold-street, Moxley, &c., the attacks were of short duration and most malignant. Miners, gun-lock filers, locksmiths, screw-forgers, labourers, &c., with their families, fell victims to the epidemic.

380; 2. —; *Bloxwich*.—Pop. 4827.—Chol. 1; Diarr. 1.—October 29th, the wife of a bitmaker, aged 30 years, died of cholera in 24 hours.

380; 3. —; *Walsall*. Pop. 16056.—Chol. 138; Diarr. 27.—The mortality from cholera during the months of September and October was considerable; 138 persons died after a few hours' illness. The first case, in a labourer, aged 25 years, was fatal on September 1st, in the Union Workhouse; the next 2 cases on the 7th, another on the 11th; in September 27 deaths were recorded; in the month of October the epidemic rapidly increased in severity, on the 2nd 17 deaths occurred; on the 3rd, 13; on the 4th, 8; by the end of the month, 105 persons died chiefly of the working classes, residing at Wolverhampton-road, Rushall-street, Newtown-row, New-street, Townend Bank, Stafford-street, Marsh-lane, Green-lane, Blue-lane, Wisemore, Rye-croft-street, Park-street, &c. In the Union Workhouse 28 cases of cholera proved fatal. At Townend-street the wife of a rim-lock maker and her 3 children died of cholera, between October 4th and 12th; also a tailor and his wife, in the same street, on October 2nd and 7th.

380; 4. —; *Aldridge*. Pop. 4698.—Chol. 3; Diarr. 10.—The first case of cholera proved fatal on September 7th, in Ann-street, Rushall, a miner, 57 years of age, who died in 39 hours. The next case occurred on the 21st, in Ann-street; the last case in Ryecroft, October 1st. 6 children died of diarrhoea.

381; 1. WEST BROMWICH; *Handsworth*.—Pop. 6138.—Chol. 1; Diarr. 4.—At Birchfield, on

September 19th, a labourer, aged 50 years, died of cholera, after 7 hours' illness.

381; 2. WEST BROMWICH; *Oldbury*. Pop. 8694.—Chol. 16; Diarr. 21.—The deaths of 11 males and 5 females are referred to cholera; the first fatal case occurred on September 7th, at Bristnall Fields, a labourer, aged 43 years. The last death from cholera was on November 11th. 5 adults died of diarrhoea; the rest were children belonging to miners, labourers, cordwainers, &c.

381; 3. —; *South West Bromwich*. Pop. 13034.—Chol. 11; Diarr. 16.—In Duke-street, a widow aged 74 years died of cholera, on July 21st. It was the first case. Another person died on September 15th; 3 fatal cases followed on the 24th. The last death occurred on October 22nd. The epidemic prevailed in Greet-green, Sheepwash-lane, Glover-street, &c.

381; 4. —; *North East Bromwich*. Pop. 13087.—Chol. 10; Diarr. 16.—First fatal case of cholera in this sub-district was recorded on August 31st, at New-street, Hill-top, a pattern-maker, aged 57 years, died in 12 hours, collapse 4 hours. The last case on October 18th at Hill-top, the son of a tailor, aged one year, died in 6 hours. One death from cholera and one from diarrhoea occurred in the workhouse.

381; 5. —; *Wednesbury*. Pop. 11625.—Chol. 212; Diarr. 51.—Cholera appeared in the parish of Wednesbury in September and October, in which months the deaths were 143 and 67 respectively; the first fatal case was recorded at Kingshill Fields, on August 6th, the wife of a labourer, aged 33 years; the only other case in August occurred on the 31st, at Bolton-square, where subsequently, on September 1st and 2nd, the next cases proved fatal to members of the same family, namely, a puddler's wife and 2 children, averaging each about 12 hours between the attack and death; also on September 6th and 7th, the wife of a labourer and daughter died in the above square. From the commencement of September, the epidemic increased up to the 17th, on which day 10 deaths took place; after this period a gradual decrease was observable, which continued towards the close of the month, but was of short duration; in October it increased, in the first 9 days 50 deaths took place, and by the 29th of the month 17 more occurred; the last death was on the 29th, at Potter's-lane. Cholera was fatal to 126 males and 86 females.

	Cholera.		
	M.	F.	Total.
From birth to 15 years . . .	42	29	71
15 years and under 60 years . .	73	47	120
60 years and upwards . . .	11	10	21
Total . . .	126	86	212

At Ridding-lane, a gas-tube finisher and his 2 children died of cholera on the 9th, 12th, and 17th September; on September 19th, in one day, 5 deaths occurred at High Bullen; it prevailed with great severity amongst the families of miners, puddlers, labourers, carpenters, smiths, &c., residing in the following neighbourhoods:—

Deaths from Cholera.		Deaths from Cholera.	
Bolton-square, Monway-field . . .	14	High-street . . .	5
Lea Brook . . .	21	Ridding-lane . . .	3
Dudley-street . . .	13	Campbell-lane . . .	5
Queen-street . . .	21	Bilston-road . . .	2
Holyhead-road . . .	12	Meeting-street . . .	14
Portway-road . . .	17	Brick-kiln Holes . . .	7
Market-place . . .	2	Union-street . . .	3
High Bullen . . .	23	Potter's-lane . . .	3

	Chol.	Diarr.
Hospital, Bilston-road . . .	9	..
Temporary Infirmary, Bilston-road .	11	1
Poorhouse and Workhouse . . .	2	8

382; 1. DUDLEY; *Rowley Regis*. Pop. 11111.—Chol. 14; Diarr. 40.—Diarrhoea prevailed in October and November, principally fatal to children; the first case of cholera occurred on October 3rd, at Twidale, a collier's wife, aged 33 years; the next death, on the 8th at Lawrence-lane, where many subsequent deaths occurred, also at Wilkes' Hill, Redhall Hill, New Town, &c. The last death from cholera occurred at New Town, November 25th.

382; 2. —; *Tipton*. Pop. 18891.—Chol. 112; Diarrhoea 65.—Cholera was very prevalent from September 15th to October 4th, during which period, 69 deaths were registered from this disease; a shoemaker's wife, aged 58 years, residing at Hurst-lane, was the first attacked, and died in 12 hours; the next occurred on August 13th, at Toll-end. The epidemic was fatal to miners, smiths, shoemakers, bricklayers, carpenters, puddlers, forgemen, labourers, &c., and their wives and children, located in Toll-end, Lea Brook, Park-lane, Church-lane, Coppice-street, Wood-street, Union-street, Cross-street, Owen-street, Watery-lane. In the Cholera Hospital there were 5 deaths from cholera and one from diarrhoea; the last death from cholera took place on December 5th, at Watery-lane. 52 deaths from diarrhoea were those of children under the age of 2 years.

382; 3. —; *Sedgley*. Pop. 24819.—Chol. 202; Diarr. 69.—Cholera prevailed in the months of September, October, and November, the deaths being 86, 87, and 28 respectively; it was first fatal to the wife of a labourer, aged 30 years, residing at High-fields, Coseley, on August 21st; the next case was on September 4th, and the last on November 24th, at Gospeland-street. The deaths from cholera were numerous in the subjoined localities:—

	Deaths from Cholera.			
	Sept.	Oct.	Nov.	Total.
High-fields, Coseley . . .	6	1	..	7
Deep-fields . . .	8	8
Mount Pleasant, Deep-fields . . .	1	6	..	7
Darkhouse-lane, Coseley . . .	8	8
Catchem's-corner . . .	2	2	..	4
Hall-green . . .	4	8	1	13
Sodom . . .	4	4	..	8
Daisey Bank, Brierly . . .	7	3	..	10
Can-lane . . .	1	5	..	6
Gornal-wood . . .	1	10	7	18
Lower Gornal . . .	3	..	1	4

	Deaths from Cholera.			
	Sept.	Oct.	Nov.	Total.
Brierly-lane	7	7
Round Hill, Coseley . .	5	8	..	13
High-fields, Brierly . .	5	6	..	11
High-fields, Ettingshall .	..	4	2	6
Ettingshall	1	4	5
Gospeland-street . . .	1	2	5	8
Old End	2	3	..	5
New Walbrook, Coseley .	1	2	3	6

Smiths, miners, carpenters, labourers, moulders, nail-makers, &c., &c., and their families, were the greatest sufferers, of whom 79 were under 20 years of age, and 123 adults above that age; of the deaths from diarrhoea, 61 were under the age of 20 years, and 8 adults. Three children of the same father died of cholera at Daisy Bank, 2 on the 27th and one on September 29th, also the wife and child of a labourer at Brierly-lane on September 26th and 28th, and a miner and his daughter died on September 22nd, at Hall-green.

382; 4. DUDLEY; *Dudley*. Pop. 31232.—Chol. 84; Diarr. 96.—Diarrhoea was prevalent in September, October, and November; the mortality was considerable amongst children under 5 years of age. The first fatal case of cholera occurred on September 4th, at the Poorhouse, a labourer, aged 17 years, survived the attack 19 hours; the next case on the 10th, in the Union Workhouse, Tower-street; by the end of the month of September 21 persons were fatally attacked. The epidemic increased in the early part of October; during the first 11 days, 26 fatal cases occurred, followed by 12 more by the end of the month; in November 16, and in December 8. The last case that proved fatal occurred on December 22nd, at Netherton. Four deaths from diarrhoea were recorded in the Union Workhouse, and 12 from cholera, viz., 9 in September, 2 in October, and 2 in December; in the following streets, &c., the inhabitants suffered from cholera and diarrhoea:—Birmingham-street, Wolverhampton-street, Grey-stone-street, Woodside, Oakley Well-street, Holly Hall, Bowling Green, &c.

26. WORCESTERSHIRE.

383; 1. STOURBRIDGE; *Hales Owen*. Pop. 8111.—Chol. 7; Diarr. 8.—Cholera in this locality was fatal to 5 males and 2 females; its first appearance was at Husbury, on July 22nd, a labourer died, aged 30 years, duration of attack 18 hours; subsequently 3 other cases proved fatal at Husbury; the last case recorded was at Islington, on November 14th, the wife of a nailer, aged 47 years.

383; 2. —; *Stourbridge*. Pop. 17597.—Chol. 95; Diarr. 38.—Ten cases of diarrhoea proved fatal in the early part of the year; the first appearance of cholera was on July 22nd, at Lower-lane, a forgerman died, aged 48 years; the next case on August 27th; from this time to the end of the year the epidemic prevailed, and was fatal in September to 15 persons; in October 13; in November 39; and in December 15. Children under 15 years of age suffered in the proportion of nearly one-half; the last case that occurred was on December 29th, at Waste Lye, the son of a chair-maker, aged 3 years. At Waste Bank, Wollescote, 25 deaths from cholera were registered, 13 occurring between the 1st and 12th November (both inclusive);

the following localities also suffered, at Waste Lye, 19 deaths; Banden's Green Lye, 7; Crown-lane, 6; Crab-street, 4; Angel-street, 3; &c. With reference to the trades and occupations of the sufferers, it appears that 47 were nailers, or their wives and children; 16 labourers, 9 miners, 8 anvil-makers, including their families. The Registrar states that "there were 29 deaths more from cholera than took place on the visitation of this disease in 1832, and there has been an unusually large number of children still-born."

383; 3. STOURBRIDGE; *Kingswinford*. Pop. 22221.—Chol. 212; Diarr. 27.—Cholera was very prevalent in September and October, in which months were recorded respectively 131 and 72 deaths; the epidemic appeared on August 28th, at Wallheath, a pedlar, aged 26 years, died in 15 hours; by the end of the month 3 other deaths occurred. On September 13th, there were 10 deaths; on the 14th, 7; and on the 30th, 11; after October 14th, on which day 5 deaths occurred, the epidemic abated, and from that time to the end of the month there were 12 deaths; in November, 3; and in December, 2; the last case on December 19th, at Thornes, a forgerman, aged 24 years. In the Union House, Wordsley, on September 2nd to November 1st inclusive, 29 deaths from cholera took place, 4 deaths also occurred from diarrhoea. Miners and labourers, with their families, chiefly suffered in the following localities, viz.:—Commonside, Brockmoor, Bromley, Wordsley-green, Tansey-green, Bug Pool, &c.

384; 1. KIDDERMINSTER; *Chaddesley Corbett*.—Pop. 2058.—Chol. 2; Diarr. 1.—Two deaths from cholera at Chaddesley Corbett on the 5th and 24th September: first, a labourer, 80 years of age; second, a bricklayer, 37 years of age.

384; 2. —; *Wolverley*. Pop. 2384.—Chol. 1; Diarr. 2.—At Churchill, on September 17th, died of cholera, an itinerant beggar, aged 65 years.

384; 3. —; *Kidderminster*. Pop. 17741.—Chol. 10; Diarr. 24.—In this town during the month of October, 6 cases of cholera proved fatal; the epidemic first appeared on September 9th, at New-place, Borough, the daughter of a weaver, aged 5 years; the next case on the 14th, in Orchard-street, the last case occurred on October 19th, at Mill-street, described as a labourer, aged 18 years. In Pat's-lane, 3 deaths, viz.:—on the 8th, 9th, and 10th October respectively, and in Clensmore-lane, a mother and daughter, on the same day, also died of cholera. 16 cases of diarrhoea during the year proved fatal to children.

384; 4. —; *Lower Mitton*. Pop. 3012.—Chol. 0; Diarr. 1.

384; 5. —; *Bewdley*. Pop. 4212.—Chol. 0; Diarr. 6.

385; 1. TENBURY; *Tenbury*. Pop. 4045.—Chol. 0; Diarr. 2.

385; 2. —; *Bockleton*. Pop. 3021.—Chol. 0; Diarr. 1.

386; 1. MARTLEY; *Martley*. Pop. 3203.—Chol. 0; Diarr. 0.

386; 2. —; *Witley*. Pop. 3168.—Chol. 0; Diarr. 0.

386; 3. —; *Holt*. Pop. 3196.—Chol. 0; Diarr. 1.

386; 4. —; *Leigh*. Pop. 3554.—Chol. 1; Diarr. 2.—This case of cholera proved fatal on the 9th October, in 36 hours, to a labourer, aged 27 years.

387; 1. WORCESTER; *West Worcester*.—Pop. 7912.—Chol. 6; Diarr. 9.—Cholera commenced in this sub-district on the 1st September; at 31 Broad-

street, All Saints, the son of a butcher, aged one year, died in 8 hours; the next case on the 2nd, in Newport-street; 2 cases on the 12th, at Dolby; the last fatal case on the 24th, at Friars-alley, a stone-mason, aged 20 years, duration of illness 15 hours.

387; 2. WORCESTER; *North Worcester*. Pop. 9851.—Chol. 22; Diarr. 12.—In this sub-district of Worcester is situated the Cholera Hospital and the Union Workhouse; in the former occurred 13 deaths from cholera, and one from diarrhoea; in the latter, 7 from cholera, and 4 from diarrhoea; apart from the above institutions, 2 cases of cholera were fatal, one on the 23rd September, at Park-place, the other on the 22nd, at Lowesmoor; the first death from cholera in the hospital occurred on the 14th July, the daughter of a labourer, aged 5 years; a sister of the above died on the 15th, and another on the 16th. The last death from cholera was recorded the 4th October, in the hospital, a charwoman, aged 40 years, cholera 14 days, fever 7 days, abortion 3 days. The Registrar, in his quarterly report to the Registrar-General, stated that "the Cholera Hospital admitted patients from all the parishes in the Union."

387; 3. —; *South Worcester*. Pop. 9370.—Chol. 15; Diarr. 6.—On the 29th June, cholera was fatal to a boy, aged 2½ years, in 9 hours, at Hooper's-buildings; the next case, on the 5th July, at Digles-street, the son of a leather-parer, aged 13 years; a brother of the above died of cholera on the 6th, the father on the 9th, and the mother on the 10th; the last death took place on the 7th October. Digles-street, Merivale, Quay-street, and Copenhagen-street mostly suffered from the cholera epidemic.

388; 1. UPTON-ON-SEVERN; *Hanley Castle*.—Pop. 7064.—Chol. 0; Diarr. 3.

388; 2. —; *Upton-on-Severn*. Pop. 6333.—Chol. 13; Diarr. 0.—Cholera prevailed in this district, more particularly in the Union House, where 8 persons died, chiefly in November, viz., 6 from the 1st to the 10th; the epidemic first appeared on the 7th June, at Long Green, a porter, aged 20 years, died of cholera in 2 days, and 3 children of the same family died at Fish-row, on the 26th to the 30th August.

388; 3. —; *Kempsey*. Pop. 3494.—Chol. 0; Diarr. 0.

389; 1. EVESHAM; *Evesham*. Pop. 7139.—Chol. 0; Diarr. 8.—There were two deaths from diarrhoea in the Union Workhouse.

389; 2. —; *Broadway*. Pop. 6750.—Chol. 0; Diarr. 0.

390; 1. PERSHORE; *Eckington*. Pop. 4237.—Chol. 0; Diarr. 1.

390; 2. —; *Pershore*. Pop. 6012.—Chol. 0; Diarr. 4.

390; 3. —; *Upton Snodsbury*. Pop. 3133.—Chol. 0; Diarr. 3.

391; 1. DROITWICH; *Claines*. Pop. 6264.—Chol. 3; Diarr. 3.—First case of cholera recorded 4th September, the daughter of a tallow-chandler, aged 4 years; next case on the 7th, and the last on the 11th; the daughter of a boatman, aged 2 years, who survived the attack 14 hours.

391; 2. —; *Ombersley*. Pop. 4952.—Chol. 0; Diarr. 3.

391; 3. —; *Droitwich*. Pop. 6252.—Chol. 19; Diarr. 4.—Cholera was fatal to 11 males and 8 females; the first case was in the wife of a labourer, aged 48 years, on the 27th August, at Henbrook; another in the same locality, on the 28th; the epidemic gradually increased in September and October, and entirely ceased on the 10th November. Henbrook, Upton Brook, in the Liberties, and

Wickbould, &c., were the vicinities in which cholera prevailed.

392; 1. BROMSGROVE; *Bromsgrove*. Pop. 11247.—Chol. 19; Diarr. 15.—On the 23rd July a case of cholera proved fatal in 36 hours, at Holy-lane, to a labourer's widow, aged 28 years; next death the 21st August; and by the end of September, 13 more occurred, chiefly attacking the working classes and their families; the character of the epidemic was severe in 9 cases, the average duration between the attack and death was but 10 hours. On the 28th September and 5th October, in each of those days, 3 deaths from cholera occurred; the last case which proved fatal was recorded on the 6th October, on this day the epidemic ceased. In Stoke Prior, 5 deaths; Holy-lane, 3; Worcester-street, 3; Stoke Pound, 3. Four deaths from diarrhoea took place in the Union House, and 10 deaths from diarrhoea were described as children of nailers, labourers, &c.

392; 2. —; *Belbroughton*. Pop. 4459.—Chol. 0; Diarr. 4.

392; 3. —; *Tardebigg*. Pop. 6721.—Chol. 0; Diarr. 1.

393; 1. KING'S NORTON; *King's Norton*.—Pop. 6207.—Chol. 2; Diarr. 5.—At Strickley-street, on the 17th February, cholera proved fatal to the daughter of a gun-barrel-maker, aged 19 years; the other case, on the 22nd August, at Houndsfield, the son of a farmer, aged 5 weeks, cholera 6 days.

393; 2. —; *Edgbaston*. Pop. 8810.—Chol. 5; Diarr. 5.—Cholera appeared on the 1st September, at Woodgate, Northfield, subsequently in the same locality, by the 5th, 3 other deaths occurred. The last fatal case was on the 7th October, at Bell Barn-road, a bricklayer, aged 30 years, cholera 21 hours (*inquest*).

393; 3. —; *Harborne*. Pop. 6657.—Chol. 0; Diarr. 8.—With one exception, all were children about the age of 2 years.

27. WARWICKSHIRE.

394; 1. BIRMINGHAM, *Lady Wood*. Pop. 12325.—Chol. 5; Diarr. 24.—First fatal case of cholera, the 10th September, a gentleman's widow, aged 66 years, after 16 days' illness, at No. 1 Court, Tyndall-street; second, on the 19th, a japanner's daughter, aged 2 months, at St. Mark's-street; third, on the 20th, duration 4 days and 10 hours, a plater, aged 28 years, at 24 Hill-street; fourth, on the 2nd October, a labourer's daughter, aged 7 years, cholera 14 hours (*inquest*), at No. 13 Essington-street; last fatal case on the 11th October, a striker's son, aged 8 years, cholera 20 hours, (*inquest*), at No. 9 Court, 9 House Mill-street. Of the 24 deaths from diarrhoea, 21 were children under one year; diarrhoea prevailed throughout the year, principally in September.

394; 2. —; *St. Thomas*. Pop. 18237.—Chol. 3; Diarr. 44.—Cholera appeared in this district on the 4th September; first case, in a bricklayer's son, aged 16, Queen's Hospital, Bath-row; second fatal case on the 6th September, the daughter of a brass-founder, aged one year, at Latimer-street South; last case, October 8th, cholera 11 hours (*inquest*), a plumber, aged 29 years, at Box Iron-court, Fordrough-street. Diarrhoea was fatal in August to 11 persons, in September 8, in October 7, and in November 5; 20 persons were under the age of 2 years; one death from cholera was recorded in Queen's Hospital, Bath-row, and 2 from diarrhoea; Bishopsgate-street, Gough-street, Latimer-street, Wharf-street, &c., were some of the localities in which diarrhoea appeared.

394; 3. **BIRMINGHAM; St. Martin.** Pop. 16858.—Chol. 0; Diarr. 62.—No cholera in this sub-district; diarrhoea prevailed in June and July, and increased in August, at its height in September and October, and declined by the end of the year. 62 deaths occurred, and with the exception of 13 all were under the age of 4 years; the neighbourhoods of St. Martin's-lane, Park-street, Floodgate-street, Milk-street, Hurst-street, Bromsgrove-street, Trent-street, Allison-street, Oxford-street, &c., mostly suffered.

394; 4. —; **St. Peter.** Pop. 14166.—Chol. 1; Diarr. 50.—The first and only case of cholera occurred on the 19th July, at 40 Lawrence-street, a painter, aged 45 years; duration of attack, 5 days. Diarrhoea proved fatal in Park-street, Lawrence-street, Coleshill-street, Sheep-street, Stafford-street, Duke-street, &c.; 50 deaths were recorded, 40 of whom were children about 2 years of age, chiefly belonging to artisans and tradesmen.

394; 5. —; **St. Philip.** Pop. 12197.—Chol. 1; Diarr. 24.—The only recorded case of cholera occurred on the 17th August, a coachmaker's wife, aged 73 years; duration of attack, 28 hours at Park-lane. Diarrhoea prevailed in August, September, and October, fatal in the following localities.—Tonk-street, New-street, Inkleys-street, Cherry-street, &c.

394; 6. —; **St. Paul.** Pop. 11641.—Chol. 0; Diarr. 27.—No fatal case of cholera in this district. Diarrhoea appeared in the autumn, and proved fatal to one adult and 26 children, visiting Livery-street, Charles-street, Lionel-street, Fleet-street, &c., and adjacent neighbourhoods.

394; 7. —; **St. Mary.** Pop. 17679.—Chol. 16; Diarr. 83.—The first death from cholera took place on the 7th September, at No. 12 London Prentice-street, a tinman's wife, aged 27 years; the second on the 15th, at Court 10 House, 7 London Prentice-street, a slater's widow, aged 35 years, cholera 32 hours (*inquest*); the epidemic then assumed a malignant form in the Workhouse, and fatally attacked, between the 3rd and 19th October, 14 persons, all male adults (except 2), of whom 5 were insane paupers. 32 fatal cases of diarrhoea occurred in the Workhouse, chiefly before and after cholera had shown itself; diarrhoea proved fatal in August and September, cholera in October, the last case on the 19th, in the Workhouse. London Prentice-street, John-street, Lancaster-street, Whittall-street, Loveday-street, Lichfield-street, &c., were localities in which the epidemic prevailed. The Registrar states in his quarterly report, that the first fatal case of cholera was that of a woman who came from Bilston; the second was a resident, supposed to have taken the disease from washing the clothes of the former.

394; 8. —; **St. George.** Pop. 24974.—Chol. 3; Diarr. 94.—Cholera was first fatal in the case, of the son of a spur-maker, aged 4 months, at 39 Great Hampton-street; second case, a button-turner's son, aged 2 years, cholera 10 hours (*inquest*); on the 6th September, at 14 Court-street, George-street, and on the 30th December, a boy, aged one year, died of cholera at the Asylum for Infant Poor, at which Asylum, 6 deaths from diarrhoea were recorded, and at the General Hospital, 2 deaths by diarrhoea; 86 other cases proved fatal in the vicinities of Upper and Lower Tower-street, Hospital-street, St. George-street, Blew-street, Smith-street, &c. Diarrhoea was very fatal to artisans and their children, in the months of July, August, September, and October; in a few cases a short time elapsed between the attack and death.

394; 9. —; **All Saints.** Pop. 10138.—Chol. 0; Diarr. 19.—7 males and 12 females died of diar-

rhoea; 2 only were adults, and 10 under the age of one year.

395; 1. **ASTON; Deritend.** Pop. 18019.—Chol. 3; Diarr. 32.—On the 28th April, a labourer's daughter, aged 4 months, died of cholera after 3 days attack, at Bardsley Green; last case on November 14th, a carpenter, aged 43 years, at Edward-street.

395; 2. —; **Duddeston.** Pop. 20079.—Chol. 2; Diarr. 58.—Cholera was fatal to a labourer, aged 33 years, 17th August, at 17 Court, Aston-road, the second case, a gun-maker, aged 83 years, ill 4 days at 63, Ashted-row. Diarrhoea was epidemic in August, at its height in September, and declined in October; it fatally attacked 58 persons, in the proportion of one adult to 15 children.

395; 3. —; **Erdington.** Pop. 7620.—Chol. 1; Diarr. 12.—First and only case of cholera on the 14th August, a wheelwright, aged 52 years, at Ward-end Little Bromwick.

395; 4. —; **Sutton Coldfield.** Pop. 5259.—Chol. 0; Diarr. 0.

396; 1. **MERIDEN; Coleshill.** Pop. 5268.—Chol. 0; Diarr. 4.

396; 2. —; **Meriden.** Pop. 6334.—Chol. 1; Diarr. 0.—On the 20th August died of cholera (attacked 2 days), at Filloughley, a single-woman's son, aged 2 years.

397; 1. **ATHERSTONE; Atherstone.** Pop. 10891.—Chol. 0; Diarr. 8.

398; 1. **NUNEATON; Nuneaton.** Pop. 12250.—Chol. 2; Diarr. 11.—First case of cholera on March 30th, an agricultural labourer's son, aged 3 months, at Hockley Hole, Stockingford; the other case in the Union House, a labourer, aged 23 years.

399; 1. **FOLESHILL; Foleshill.** Pop. 12650.—Chol. 23; Diarr. 5.—The first death from cholera occurred on the 13th January, the son of a pattern reader, aged 2 years; from the 28th July, the epidemic spread rapidly, and proved fatal to 21 persons by the 11th September, at which date the epidemic ceased; the last sufferer was a female weaver, aged 62 years.

399; 2. —; **Sowe.** Pop. 4696.—Chol. 1; Diarr. 0.

400; 1. **COVENTRY; St. John.** Pop. 19123.—Chol. 91; Diarr. 52.—Cholera presented itself in this sub-district on the 14th July, first case recorded the son of an engine-driver, aged 11 months, at Spon-street; next case on the 13th August, at Much Park-street; between this time and the 5th September, 4 deaths occurred; from this date the epidemic increased in virulence, in the month of September to 78 persons; it declined in the succeeding month to 12 deaths, disappearing on the 25th October, the last case a weaver, aged 75 years, cholera 18 hours, at Whitefriars-lane. The termination of life in this district was rapid, in many instances under 20 hours, most fatal in the following streets, &c.:—In Spon-street, 13; Much Park-street, 9; Smithford-street, 4; St. John's-street, 4; Whitefriars-street, 4; Greyfriars-lane, 4; and in the barracks, 8, namely, 5 soldiers and 3 married women; the majority of deaths were the young and middle-aged, chiefly weavers and their families.

400; 2. —; **Holy Trinity.** Pop. 11909.—Chol. 111; Diarr. 54.—After 15 fatal cases of diarrhoea in the early portion of the year, cholera visited the district on the 15th July; first fatal case in a weaver's daughter, aged 2 years, ill 14 hours, at Far Gosford-street; next case a silk-tiller, aged 29 years, on the 16th, at Harnal-lane; it then spread with severity, and by the end of September, 106 persons were victims to its ravages; the

epidemic then abated, and on the 8th November the last case was recorded, a weaver's wife, aged 23 years, cholera 24 hours, at Brewery-street. In the month of September, 75 deaths by cholera occurred, and in one day, the 8th September, 9 deaths; on the 9th, 7; on the 10th, 4; the average duration of attack not exceeding 24 hours. In the following localities the epidemic was most fatal, particularly in Well-street; from the 27th to the 30th August, 13 deaths occurred, and in the same street, in the month of September, 23; in Harnal-lane, from the 16th to the 26th July, 9 deaths; including Bishops Gate-green, Agnes-lane, Chantry-place, Upper Well-street, &c. The Registrar states, in his quarterly reports to the Registrar-General, that "I have noticed by far the majority of deaths which have occurred were in houses built back to back, that is to say, having only a front door and windows; scarlatina and typhus prevailed in the last three months of the year."

401; 1. RUGBY; *Rugby*. Pop. 9515.—Chol. 1; Diarr. 2.—In the Union Workhouse, on 26th February, a button-maker, aged 45 years, died of cholera.

401; 2. —; *Crick*. Pop. 4953.—Chol. 0; Diarr. 0.

401; 3. —; *Dunchurch*. Pop. 6120.—Chol. 0; Diarr. 0.

402; 1. SOLIHULL; *Solihull*. Pop. 6393.—Chol. 0; Diarr. 4.—In the Union House, one death from diarrhoea.

402; 2. —; *Knowle*. Pop. 2875.—Chol. 0; Diarr. 1.

402; 3. —; *Tunworth*. Pop. 3136.—Chol. 0; Diarr. 1.

403; 1. WARWICK; *Budbrooke*. Pop. 4389.—Chol. 1; Diarr. 1.—The case of cholera occurred at Barford, on the 8th November, a blanket-manufacturer's widow, aged 51 years.

403; 2. —; *Leamington*. Pop. 13695.—Chol. 4; Diarr. 11.—First death from cholera on the 26th August, at 1 Grove-place, a nurseryman, aged 65 years; next, on the 23rd and 26th September, at 2 Queen-street, 2 labourers, aged 60 and 29 years, father and son.

403; 3. —; *Kenilworth*. Pop. 5708.—Chol. 0; Diarr. 6.

403; 4. —; *Warwick*. Pop. 9775.—Chol. 11; Diarr. 10.—First recorded case, 4th September, a

linen-draper, aged 35 years, of Bowling Green-street; from the 24th September to 13th October, 9 deaths; last case on the 17th, a labourer, aged 17 years, cholera 2 days, at Staltisford.

403; 5. WARWICK; *Radford*. Pop. 3642.—Chol. 4; Diarr. 1.—A labourer, aged 47 years, died of cholera, on the 3rd January, at Offchurch; next case on the 22nd and 23rd; last case, the 2nd of July, a farmer, aged 53 years, at Wappenbury. At the Lunatic Asylum, Hunningham, one death by diarrhoea.

404; 1. STRATFORD-ON-AVON; *Kineton*.—Pop. 2239.—Chol. 0; Diarr. 0.

404; 2. —; *Wellesbourne*. Pop. 2904.—Chol. 0; Diarr. 4.

404; 3. —; *Stratford-on-Avon*. Pop. 5694.—Chol. 1; Diarr. 4.—A labourer, aged 57 years, cholera 16 hours, on the 17th September, at Garden-row.

404; 4. —; *Old Stratford*. Pop. 5515.—Chol. 1; Diarr. 6.—On the 24th June, a shoemaker's daughter, aged 3 years, died of vomiting and diarrhoea, after 12 hours' illness. One case of diarrhoea in the Workhouse.

404; 5. —; *Wootton Wawen*. Pop. 3850.—Chol. 0; Diarr. 0.

405; 1. ALCESTER; *Studley*. Pop. 4023.—Chol. 1; Diarr. 4.—At Studley, January 20th, the son of a carpenter, aged 3 years, cholera 18 hours.

405; 2. —; *Alcester*. Pop. 5155.—Chol. 0; Diarr. 4.—One death by diarrhoea in the Union Workhouse, on the 18th January.

405; 3. —; *Feckenham*. Pop. 4900.—Chol. 0; Diarr. 3.

405; 4. —; *Bidford*. Pop. 2760.—Chol. 0; Diarr. 0.

406; 1. SHIPSTON-ON-STOUR; *Campden*.—Pop. 4925.—Chol. 0; Diarr. 2.

406; 2. —; *Moreton*. Pop. 5648.—Chol. 1; Diarr. 1.—At Aston Magna, Blockley, 18th April, a tailor, aged 41 years, died of bronchitis and cholera, 3 weeks.

406; 3. —; *Shipston-on-Stour*. Pop. 5179.—Chol. 0; Diarr. 0.

406; 4. —; *Halford*. Pop. 3935.—Chol. 0; Diarr. 0.

407; 1. SOUTHAM; *Southam*. Pop. 9897.—Chol. 1; Diarr. 12.—Died of cholera, on the 18th June, at Gaydon, a labourer, aged 55 years; in the Union House, 3 deaths from diarrhoea.

VII. NORTH MIDLAND DIVISION.

28. LEICESTERSHIRE.

408; 1. LUTTERWORTH; *Lutterworth*. Pop. 16043.—Chol. 1; Diarr. 5.—At Shawell, on the 16th August, a butcher died of cholera, aged 65 years.

409; 1. MARKET HARBOUROUGH; *Market Harborough*. Pop. 15789.—Chol. 0; Diarr. 4.—3 deaths from diarrhoea occurred in the quarter ending March 31st.

410; 1. BILLESDON; *Billesdon*. Pop. 6810.—Chol. 1; Diarr. 2.—A grazier, aged 73 years, died of cholera (one day) at Little Stretton, on the 1st August.

411; 1. BLABY; *Wigston*. Pop. 6758.—Chol. 0; Diarr. 6.

411; 2. —; *Enderby*. Pop. 6941.—Chol. 0; Diarr. 11.—7 were children under one year of age, whose deaths are ascribed to diarrhoea.

412; 1. HINCKLEY; *Burbage*. Pop. 4320.—Chol. 0; Diarr. 0.

412; 2. —; *Hinckley*. Pop. 7688.—Chol. 0; Diarr. 12.—3 deaths from diarrhoea occurred in the Union Workhouse.

412; 3. —; *Earl Shilton*. Pop. 3607.—Chol. 0; Diarr. 0.

413; 1. MARKET BOSWORTH; *Market Bosworth*. Pop. 7375.—Chol. 0; Diarr. 0.

413; 2. —; *Ibstock*. Pop. 6225.—Chol. 1; Diarr. 0.—A gardener, aged 68 years, died of cholera on the 30th April, at Ibstock.

414; 1. ASHBY-DE-LA-ZOUCH; *Measham*.—Pop. 4237.—Chol. 2; Diarr. 0.—The first case on the 8th August, the second on the 19th September; the duration of each attack 6 hours.

414; 2. —; *Hartshorn*. Pop. 5637.—Chol. 1; Diarr. 0.—A labourer, aged 62 years, on the 6th November, died of cholera.

414; 3. —; *Ashby-de-la-Zouch*. Pop. 7191.—Chol. 1; Diarr. 5.—A surgeon's son, aged 3 months,

died of cholera on the 10th June, in Market-street; 2 deaths occurred in the Union House from diarrhoea.

414; 4. *ASHBY-DE-LA-ZOUCH*; *Whitwick*. Pop. 7169.—Chol. 0; Diarr. 4.

415; 1. *LOUGHBOROUGH*; *Leake*. Pop. 7330.—Chol. 1; Diarr. 4.—On the 2nd November, at Wymeswold, a labourer died of cholera, aged 30 years.

415; 2. —; *Loughborough*. Pop. 17339.—Chol. 6; Diarr. 10.—The first death from cholera in this sub-district was a labourer, aged 73 years, on the 16th January, at Long Whatton; 5 deaths took place in the Union House, 2 from diarrhoea and 3 from cholera.

416; 1; *BARROW-ON-SOAR*; *Barrow*. Pop. 5147.—Chol. 1; Diarr. 1.—A labourer's son, aged 5 months, died of cholera on the 29th March, at Sileby.

416; 2. —; *Quorndon*. Pop. 5195.—Chol. 0; Diarr. 2.

416; 3. —; *Rothley*. Pop. 4692.—Chol. 1; Diarr. 2.—Died of cholera, the wife of an agricultural labourer, aged 25 years, on the 17th September, at Ansty. One death by diarrhoea in the Union House, on the 11th January.

416; 4. —; *Syston*. Pop. 4661.—Chol. 0; Diarr. 2.

417; 1. *LEICESTER*; *East Leicester*. Pop. 30784.—Chol. 2; Diarr. 51.—The first who died from cholera was a frame-work knitter's son, aged 6 weeks, on the 6th August, at No. 7 Bailey's-yard; the other case, son of a cordwainer, aged 3 months, on the 14th August, at No. 16 Bedford-street. Diarrhoea was prevalent in August, at its height in September, and declined at the end of October. Bedford-street, Brook-street, Hill-street, Friday-street, and Lower Abbey-street, were the principal localities infected; 41 children under 2 years died of diarrhoea, of whom nearly one-half were the children of frame-work knitters.

417; 2. —; *West Leicester*. Pop. 20069.—Chol. 0; Diarr. 24.—Diarrhoea prevailed in the summer and autumn, viz., 2 deaths in July, 6 in August, 9 in September, and 3 in October; with 3 exceptions, they were children under the age of 2 years. One death by diarrhoea in the infirmary.

418; 1. *MELTON MOWBRAY*; *Somerby*. Pop. 3790.—Chol. 0; Diarr. 1.

418; 2. —; *Melton Mowbray*. Pop. 5700.—Chol. 0; Diarr. 3.

418; 3. —; *Clawson*. Pop. 5301.—Chol. 0; Diarr. 4.

418; 4. —; *Waltham*. Pop. 4506. Chol. 0; Diarr. 0.

29. RUTLANDSHIRE.

419; 1. *OAKHAM*; *Oakham*. Pop. 11218.—Chol. 6; Diarr. 5.—Cholera appeared in this sub-district the 18th August, at Lords Hold, first case a gentleman, aged 84 years; it then prevailed in Whis-sendine, on the 25th, and by the 15th September 4 persons died; the last, the son of a labourer, aged one year.

420; 1. *UPPINGHAM*; *Uppingham*. Pop. 5076.—Chol. 2; Diarr. 0.—2 cases recorded in the Union House of cholera, on the 7th and 17th December, a woolcomber, aged 75, and a labourer, 77.

420; 2. —; *Great Easton*. Pop. 3052.—Chol. 1; Diarr. 2.—On the 11th September, at Great Easton, described as a labourer's son, aged 4 years, died of cholera; duration of attack, 10 hours.

420; 3. —; *Barrowden*. Pop. 3805.—Chol. 0; Diarr. 0.

30. LINCOLNSHIRE.

421; 1. *STAMFORD*; *Stamford*. Pop. 11715.—Chol. 1; Diarr. 4.—A clergyman, aged 80 years, died of cholera on the 31st August, at High-street, St. Martin's, the only case recorded in this district. The Registrar states, that "this is owing in a great measure to the early sanitary precautions taken by the Stamford Board of Guardians."

421; 2. —; *Barnack*. Pop. 5348.—Chol. 0; Diarr. 1.

422; 1. *BOURN*; *Corby*. Pop. 3169.—Chol. 0; Diarr. 0.

422; 2. —; *Aslackby*. Pop. 4839.—Chol. 4; Diarr. 0.—The first death from cholera took place on February 16th, at Hobling, a cottager, aged 74 years; next case, at Rippingate, on the 26th June; the other 2 at Aslackby, on the 5th and 6th September; the last 3 are under the age of one year.

422; 3. —; *Bourn*. Pop. 6906.—Chol. 2; Diarr. 7.—At Morton, on the 29th June, a female, aged 48 years, a spinster, died of cholera, 36 hours after the attack; the other case, the 8th November, in the Union House, a spinster, aged 64 years. Two deaths from diarrhoea in the Union House.

422; 4. —; *Deeping*. Pop. 5468.—Chol. 1; Diarr. 1.—The only case of cholera in this district occurred on the 11th July, at Market Deeping, the daughter of a labourer, aged 4 months, after 3 days' illness.

423; 1. *SPALDING*; *Pinchbeck*. Pop. 2893.—Chol. 2; Diarr. 5.—First case of cholera, February 1st, wife of a shoemaker, aged 53 years; next case, September 11th, a labourer's son, aged 5 years; duration of attack, 24 hours.

423; 2. —; *Donington*. Pop. 2997.—Chol. 0; Diarr. 1.

423; 3. —; *Gosberton*. Pop. 3071.—Chol. 0; Diarr. 0.

423; 4. —; *Spalding*. Pop. 8329.—Chol. 0; Diarr. 13.—4 deaths from diarrhoea in the Union House; last case, 25th August.

423; 5. —; *Moulton*. Pop. 2719.—Chol. 0; Diarr. 3.

424; 1; *HOLBEACH*; *Gedney Hill*. Pop. 2855.—Chol. 1; Diarr. 0.—Died of cholera, 11th May, at Whaplode Drove, a farmer, aged 77 years.

424; 2. —; *Long Sutton*. Pop. 7337.—Chol. 2; Diarr. 6.—The 2 deaths by cholera occurred at Gedney, first on August 30th, the daughter of a labourer, aged 2 years, cholera 11 hours; second case on September 13th, a blacksmith's son, aged 8 years.

424; 3. —; *Holbeach*. Pop. 6804.—Chol. 0; Diarr. 5.—One death from diarrhoea in the Union House, 21st July.

425; 1. *BOSTON*; *Kirton-in-Holland*. Pop. 4784.—Chol. 0; Diarr. 1.

425; 2. —; *Bennington*. Pop. 6372.—Chol. 0; Diarr. 1.

425; 3. —; *Sibsey*. Pop. 3235.—Chol. 0; Diarr. 2.

425; 4. —; *Boston*. Pop. 14521.—Chol. 35; Diarr. 2.—Cholera was very prevalent in the Union House, where the first case occurred in this district on the 30th May, a labourer, aged 64 years; second case, August 2nd, in the Union House, from which time to the 27th inclusive the epidemic fatally attacked 19 inmates. A labourer died of cholera August 4th, aged 54 years, at North-street. The last case, September 21st, at Boston, a fisherman, aged 63 years (inquest).

425; 5. BOSTON; *Swineshead*. Pop. 5769.—Chol. 0; Diarr. 1.

426; 1. SLEAFORD; *Billinghay*. Pop. 5230.—Chol. 1; Diarr. 2.—On the 31st August, a tramp was seized with cholera, and died in 14 hours.

426; 2. —; *Sleaford*. Pop. 7741.—Chol. 1; Diarr. 9.—In the Union Workhouse, a death by cholera on the 7th August, a labourer, aged 45 years.

426; 3. —; *Leadenham*. Pop. 3240.—Chol. 0; Diarr. 1.

426; 4. —; *Heckington*. Pop. 4153.—Chol. 0; Diarr. 3.

426; 5. —; *Aswarby*. Pop. 2869.—Chol. 0; Diarr. 2.

427; 1. GRANTHAM; *Colsterworth*. Pop. 5085.—Chol. 0; Diarr. 0.

427; 2. —; *Denton*. Pop. 7077.—Chol. 0; Diarr. 2.

427; 3. —; *Grantham*. Pop. 13453.—Chol. 4; Diarr. 5.—First case of cholera in the Union House, the 29th July; next case at Swinegate, September 8th, after 17 hours' illness, a fisherman's son, aged 8 years; next case in the Union House, on the 8th September; last case on November 12th, a labourer, aged 34 years, in the Union House.

428; 1. LINCOLN; *South West Lincoln*. Pop. 11746.—Chol. 1; Diarr. 7.—One case of cholera in this sub-district, on the 9th May, at Brauston, a joiner's son, aged 18 months; duration 4 days.

428; 2. —; *Home Lincoln*. Pop. 16678.—Chol. 5; Diarr. 32.—After 13 deaths from diarrhoea had been recorded, a shoemaker's wife, aged 30 years, was seized with cholera, and expired in 14 hours, on the 21st August, at Bullring-court, St. Michael's; next case, on the 27th, at Blundell's-passage; the last case occurred the 20th September, at Shait, St. Martin's, a tinman's son, aged 2 years, cholera 5 days. Diarrhoea was prevalent throughout the year, especially among the working classes; in the Union House, there were 7 deaths from this disease.

428; 3. —; *North-East Lincoln*. Pop. 7686.—Chol. 1; Diarr. 3.—Died of cholera on the 12th August, at Scampton, a labourer, aged 30 years.

429; 1. HORNCASTLE; *Wragby*. Pop. 4010.—Chol. 0; Diarr. 1.

429; 2. —; *Horncastle*. Pop. 8357.—Chol. 1; Diarr. 9.—A case of cholera, 11th August, at Cagthorpe, a gardener's son, aged 3 years; duration of attack 24 hours. In the Union Workhouse one death from diarrhoea.

429; 3. —; *Tetford*. Pop. 4183.—Chol. 3; Diarr. 0.—From the 5th to the 7th September, at Miningsby, 3 males died of cholera, aged respectively 54, 4, and 32 years.

429; 4. —; *Tattershall*. Pop. 6670.—Chol. 1; Diarr. 2.—At Coningsby, 18th January, died of cholera, a tanner's son, aged 2 years (*inquest*).

430; 1. SPILSBY; *Stickney*. Pop. 2145.—Chol. 0; Diarr. 0.

430; 2. —; *Wainfleet*. Pop. 5266.—Chol. 0; Diarr. 3.

430; 3. —; *Spilsby*. Pop. 8366.—Chol. 0; Diarr. 1.

430; 4. —; *Burgh-le Marsh*. Pop. 4427.—a farmer, Chol. 1; Diarr. 0.—On the 1st April, at Hogsthorpe aged 44 years; cholera, 4 hours.

430; 5. —; *Alford*. Pop. 6549.—Chol. 0; Diarr. 1.

431; 1. LOUTH; *Withern*. Pop. 3884.—Chol. 1; Diarr. 0.—A labourer, aged 56 years, died of cholera, 7th May, at Belleau.

431; 2. —; *Louth*. Pop. 12350.—Chol. 1;

Diarr. 4.—A bricklayer, aged 42 years, died of choleraic diarrhoea, October 6th, at Brackenborough.

431; 3. LOUTH; *Binbrook*. Pop. 3852.—Chol. 0; Diarr. 1.

431; 4. —; *Saltfleet*. Pop. 4704.—Chol. 1; Diarr. 0.—Cholera recorded on the 4th November, at North Cokerington, a cottager's son, aged 17 years; duration of attack 3 weeks, not certified by medical attendant.

431; 5. —; *Tetney*. Pop. 4619.—Chol. 0; Diarr. 0.

432; 1. CAISTOR; *Great Grimsby*. Pop. 9763.—Chol. 19; Diarr. 16.—Cholera appeared in this district early in the year: the 3rd February, in King Edward-street, a sawyer's wife, aged 63 years, died in 34 hours; next case, the 19th August, at Flottergate. From this date to the end of the month, 4 deaths were registered; the following month 10, and declined in October to 3. The families of the working classes suffered from the epidemic, in the following localities:—Burgess-street, Cleethorpe-road, Silver-street, Holme-street, Cleethorpes, &c. 5 deaths by cholera on board the ships in the roads, river head, &c.

432; 2. —; *Caistor*. Pop. 8037.—Chol. 5; Diarr. 2.—The first 2 deaths by cholera occurred in one day, at Caistor, on the 5th September; the next case on the 6th; then in the Union House on the 18th. The last on the 25th September, a gipsy's son, aged 8 months.

432; 3. —; *Market Rasen*. Pop. 9269.—Chol. 5; Diarr. 4.—5 deaths are ascribed to cholera. First fatal case, the 14th September, at Waddingham, a labourer's son, aged 6 weeks; last case, the 4th November, at Legsby, a mariner's son, aged 3 years. The other cases were under the age of 12 months.

433; 1. GLANFORD BRIGG; *Brigg*. Pop. 10395.—Chol. 4; Diarr. 6.—First case of cholera, the 24th August, a weaver, aged 22 years; duration of attack 10 hours. Next case on the 29th. Last case, September 6th, at Kirton, a labourer, aged 85 years; ill 24 hours.

433; 2. —; *Winterton*. Pop. 8945.—Chol. 6; Diarr. 2.—In this sub-district, on the 16th August, a death by cholera occurred at Burringham, the daughter of a labourer, aged 15 years; next case on the 20th, at Burton; last case on the 25th September, at Winkingham, a brick-maker, aged 47 years, after 11 hours' illness.

433; 3. —; *Barton*. Pop. 10489.—Chol. 16; Diarr. 12.—The first fatal case of cholera took place on July 4th, at Barton House, in a cook, aged 39 years; duration of attack 2 days. The next case did not occur until the 27th August, on which day 2 deaths are recorded: the epidemic from this time continued to the 22nd September, the last case a railway guard, aged 33 years. The 12 deaths from diarrhoea, with one exception, were children under 4 years.

434; 1. GAINSBOROUGH; *Owston*. Pop. 4487.—Chol. 16; Diarr. 11.—After one fatal case of diarrhoea, at West Ferry the 14th August, cholera suddenly appeared on the 16th in the same locality: first case, a farmer's widow, aged 67 years, died in 14 hours; next case on the 24th. In the month of August 8 deaths, the same number in September; the last case on the 26th, a labourer's son, aged 7 years, at West Butterwick, duration 2 days. The epidemic was most fatal at West Ferry and West Butterwick. On the first outbreak of cholera, the termination of life was rapid; the average duration of the 8 cases in the month of August was 17 hours; it disappeared from the locality on the

26th September. Of the 16 deaths from cholera, 12 were of labourers or their families.

434; 2. GAINSBOROUGH; *Scotter*. Pop. 4457.—Chol. 2; Diarr. 1.—First case of cholera, September 12th, at Blyton, a miller, aged 72 years; last case, at Blyton, on September 21st, a farmer, aged 58 years.

434; 3. —; *Misterton*. Pop. 3066.—Chol. 12; Diarr. 5.—Cholera was fatal to 8 males and 4 females; the first case, on the 16th August, at West Stockwith, a labourer, aged 71 years, expired in 13 hours after the attack. 8 other cases were fatal in August, after which time the epidemic abated, and entirely left this neighbourhood on the 17th September; on this day a waterman's widow died of cholera in 27 hours, at West Stockwith, which locality, with Walkeringham, were chiefly visited. The average lapse of time between the attack and death, in 10 cases of cholera, was 14 hours.

434; 4. —; *Gainsborough*. Pop. 7860.—Chol. 211; Diarr. 41.—This district suffered severely from cholera, the attack in the majority of cases fatal after a few hours' illness: the first fatal case was recorded the 17th July, at Bridge-street, a mariner's widow, aged 74 years; the next cases, on the 4th August, when 2 deaths occurred. From this date the ravages of the epidemic increased, and by the end of the month 137 attacks were fatal. On the 14th August 14 deaths occurred. The greatest mortality in one day was on the 15th August, when 17 died, the average duration between the attack and death being 19 hours. The epidemic continued with much severity in the early part of September; on the 5th, there were 12 deaths; a decline took place after the 13th, between which date and the end of September there were 16 deaths. In October, the only case on the 10th, followed by the last case, on the 27th November, at Morton, a tailor, aged 41 years; cholera 3 days. Diarrhœa prevailed in the month of August, 12 deaths, in September 14, in October 3, and in November 3; of the 41 deaths, 12 were adults, the remainder children. Cholera was most fatal in the following streets and contiguous localities:—

	Deaths.		Deaths.
Bridge-street . . .	56	Morton . . .	12
Church-street . . .	45	Hickman-street . .	9
Pillard's-house . . .	19	Beaumont street . .	9
Beast-market . . .	16	Jerrew's-street . .	8
Silver-street . . .	7	East Stockwith . .	4

In the Union Workhouse 4 deaths from diarrhœa. The greater number of persons attacked by cholera were tradesmen, mechanics, watermen, labourers, and their families; and it was more fatal to the female than to the male sex.

434; 5. —; *Willingham*. Pop. 3553.—Chol. 4; Diarr. 1.—First fatal case of cholera, August 27th, at Corringham, a labourer, aged 69 years (*inquest*). Last case, October 10th, at Wellingham, in a labourer's daughter, aged 3 years; duration of attack 24 hours.

434; 6. —; *Marton*. Pop. 2434.—Chol. 1; Diarr. 4.—At Marton, the 28th August, first and only fatal case of cholera, a labourer, aged 76 years, ill 7 days.

31. NOTTINGHAMSHIRE.

435; 1. EAST RETFORD; *Gringley*. Pop. 3792.—Chol. 1; Diarr. 0.—Cholera was fatal on the 18th August, to a boatman's wife, aged 46 years, who survived the attack 23 hours.

435; 2. —; *Clarlborough*. Pop. 5861.—Chol. 11; Diarr. 3.—Cholera was fatal to 4 males

and 7 females; first death, August 3rd, at Moorgate, a joiner, aged 53 years, duration of attack 10 hours; his son died of cholera on the 6th September following, aged one year, after 11 hours' illness; second and third case in the Union House, on the 4th and 6th August; last case at Spittle-hill, October 6th, a farmer's wife, aged 42 years. In the Union Workhouse, 2 deaths from cholera; at Moorgate, 7; and at Spittle hill, 2.

435; 3. EAST RETFORD; *East Retford*. Pop. 6722.—Chol. 8; Diarr. 4.—The first death from cholera, August 18th, at Ordsall, a bricklayer, aged 25 years, after 12 hours' illness; on the same day, another fatal case was recorded; the last death, September 21st, at Ordsall, a boatman's son, aged 9 months. The epidemic subsided on 21st September.

435; 4. —; *Tuxford*. Pop. 5001.—Chol. 1; Diarr. 1.—At East Markham, the 16th September, a female, aged 52 years, described as a farmer's wife, died of cholera in 16 hours after the attack.

436; 1. WORKSOP; *Worksop*. Pop. 6283.—Chol. 0; Diarr. 6.—With one exception, the deaths from diarrhœa were children.

436; 2. —; *Carlton*. Pop. 3566.—Chol. 1; Diarr. 1.—A farmer, aged 69 years, died of cholera at Carlton, the 13th May.

436; 3. —; *Anston*. Pop. 3155.—Chol. 0; Diarr. 1.

436; 4. —; *Carburton*. Pop. 4973.—Chol. 1; Diarr. 0.—At Whitwell, September 11th, an innkeeper, aged 67 years, died of cholera in 5 days.

437; 1. MANSFIELD; *Warsop*. Pop. 3255.—Chol. 1; Diarr. 1.—One case of cholera, July 18th, a labourer's widow, 70 years of age, not authenticated by a medical certificate.

437; 2. —; *Pleasley*. Pop. 2647.—Chol. 0; Diarr. 0.

437; 3. —; *Blackwell*. Pop. 3445.—Chol. 0; Diarr. 0.

437; 4. —; *Sutton-in-Ashfield*. Pop. 7338.—Chol. 0; Diarr. 5.—The deaths from diarrhœa were all children.

437; 5. —; *Mansfield*. Pop. 9788.—Chol. 4; Diarr. 2.—First death by cholera 27th August, in Union-street (subsequently in the same street, 2 other fatal cases occurred), a stocking-maker's wife, 62 years of age, survived the attack 26 hours; next case, September 4th; last case, 9th September, the son of a stocking-maker, aged 4 months. The 2 deaths from diarrhœa were children under the age of 3 months.

437; 6. —; *Blidworth*. Pop. 1154.—Chol. 0; Diarr. 0.

438; 1. BASFORD; *Greasley*. Pop. 13798.—Chol. 2; Diarr. 7.—The deaths by cholera both occurred on the 29th October, at Newthorpe; the first a collier, 23 years of age; the other a collier aged 46 years. The deaths from diarrhœa were all children, and occurred previous to the 29th October.

438; 2. —; *Ilkeston*. Pop. 9769.—Chol. 16; Diarr. 6.—On the 2nd of February, the first fatal case of cholera was recorded, at Ilkeston, a boatman, 44 years of age; 2 fatal attacks subsequently occurred in March, on the 12th and 28th; from this time to the 17th October the neighbourhood was free from the epidemic; at the latter date, a labourer's wife was attacked, and died, aged 32 years, at Little Hallom (*inquest*); the next case, 6th November, at Ilkeston, in which locality, by the 26th December (when the last death took place), 11 persons were carried off by cholera; 10 of the 11 occurred in the month of December.

438; 3. —; *Basford*. Pop. 12069.—Chol. 7;

Diarr. 11.—Cholera was fatal on 24th September, to a publican, aged 46 years (*inquest*); next case on the 3rd October; the last death occurred the 17th November, a male, aged 68 years, a frame-work knitter (*inquest*). In Wood-street, Mill-street, &c., the epidemic was fatal. Scarlatina prevailed during the first quarter of the year.

438; 4. BASFORD; *Bulwell*. Pop. 7057.—Chol. 8; Diarr. 8.—First fatal case of cholera, September 20th, a glover's son, aged 3 years, duration of attack one day; last case on the 30th October, the wife of a labourer, aged 46 years. The Registrar states that "during the June quarter, erysipelas and scarlatina had prevailed in populous parts of the sub-district; the first person attacked by cholera had been on a visit to Hull, and died the day after his return home."

438; 5. —; *Arnold*. Pop. 8415.—Chol. 0; Diarr. 1.

438; 6. —; *Carlton*. Pop. 3693.—Chol. 8; Diarr. 4.—Died of cholera, January 30th, at Stoke, a cottager's wife, 44 years of age; next case, August 19th; another, September 4th. The last fatal case on the 7th October, a frame-work-knitter's son, aged 16 months. Except the first case, all were frame-work knitters and their families.

438; 7. —; *Wilford*. Pop. 4826.—Chol. 1; Diarr. 3.—A fatal case of cholera occurred 25th October, at Barton, a boatman, aged 40 years (*inquest*).

439; 1. RADFORD; *Lenton*. Pop. 4462.—Chol. 4; Diarr. 4.—The first case of cholera, 20th August, at Kyte-street, a labourer, aged 50 years; next case, September 2nd; last case, September 18th, at Kyte-street, a lace-maker's wife, aged 29 years, cholera and consecutive fever, 10 days' duration.

439; 2. —; *Radford*. Pop. 7779.—Chol. 1; Diarr. 13.—The only fatal case of cholera took place on the 4th October, a widow, aged 70 years, brought on by the unhealthy state of the privy and drain belonging to the house (*inquest*). Diarrhoea was prevalent in September and October.

439; 3. —; *Hyson Green*. Pop. 3153.—Chol. 0; Diarr. 2.

439; 4. —; *Snenton*. Pop. 7079.—Chol. 2; Diarr. 20. 3 deaths from diarrhoea took place in the Lunatic Asylum. First case of cholera, 13th August, a frame-smith's son, aged 3 years, in Victoria-street; the other case on the 13th October, a draper, aged 29 years (*inquest*). Diarrhoea prevailed in August, September, and October. 16 deaths were of children, in 4 cases attended with teething.

440; 1. NOTTINGHAM; *Sherwood*. Pop. 5230.—Chol. 0; Diarr. 4.—These deaths from diarrhoea were of children under 2 years of age.

440; 2. —; *St. Mary*. Pop. 7156.—Chol. 2; Diarr. 17.—The 2 deaths from cholera occurred respectively on the 16th August and October 1st. First, a single woman, aged 28 years, at Island-street; second a schoolmaster's wife, aged 54 years, at St. Mary's place. Diarrhoea was prevalent in the summer and autumn.

440; 3. —; *St. Ann*. Pop. 11062.—Chol. 0; Diarr. 32.—Diarrhoea was prevalent in the months of August and September. 6 deaths occurred in the Union Workhouse, to old people. The epidemic considerably abated in October; the last death was registered the 5th December.

440; 4. —; *Byron*. Pop. 11029.—Chol. 3; Diarr. 16.—Died of cholera, September 7th, the wife of a frame-work knitter, aged 42 years, at Hart's-yard, Goose Gate; next case, September 18th, in Pipe-street; last case, 30th September, at East-street, a frame-work knitter, 39 years of age. Diarrhoea was fatal to 13 children.

440; 5. —; *Exchange*. Pop. 5924.—Chol. 3;

Diarr. 7.—Without any previous diarrhoea, cholera on the 30th July appeared in Crossland-court, and fatally attacked the wife of a frame-work knitter, aged 46 years. The second occurred in the same court the 2nd August, and the last case October 7th, at Chandler's-lane, a publican, aged 68 years.

440; 6. NOTTINGHAM; *Castle*. Pop. 7117.—Chol. 6; Diarr. 12.—After 10 deaths from diarrhoea, cholera broke out on the 31st October, at Leen Side, a boatman died, aged 46 years; the next death, followed on the 17th December; 2 deaths took place on the 20th. The last case was recorded on the 25th in Albion-street, a labourer's wife, aged 34 years.

440; 7. —; *Park*. Pop. 5573.—Chol. 4; Diarr. 6.—The first case of cholera was recorded on the 5th August, at Hind's-yard, a joiner, aged 21 years (*inquest*); next case, the 16th; the last case was at Mount-street, on the 22nd December, a baker, aged 49 years. Diarrhoea prevailed in the summer and autumn. 3 of the deaths were of children, the eldest only 2 years of age.

441; 1. SOUTHWELL; *Southwell*. Pop. 13672.—Chol. 0; Diarr. 3.

441; 2. —; *Kneesal*. Pop. 11342.—Chol. 0; Diarr. 0.

442; 1. NEWARK; *North Collingham*. Pop. 5112.—Chol. 2; Diarr. 0.—On May 4th, at North Scarle, the wife of a cottager, 62 years of age, died of cholera; the other case, September 10th, at Swindarby, the wife of a farmer, aged 34.

442; 2. —; *Bassingham*. Pop. 3490.—Chol. 0; Diarr. 0.

442; 3. —; *Newark*. Pop. 10220.—Chol. 25; Diarr. 17.—Cholera prevailed in the months of October and November. The first attacked was a labourer, aged 52 years, on June 19th, at Castle Gate; next fatal case, August 15th; another on the 29th, then an interim of 49 days to October 18th, when the epidemic much increased in virulence, and was fatal, by November 18th, to 22 persons. From this period cholera ceased. The last death recorded on November 18th, a blacksmith, aged 49 years, at Ellis-row. The average duration between the attack and death, in 15 cases, was 14 hours; it prevailed among tradesmen, mechanics, labourers, &c., and their families. The following streets and localities suffered from the epidemic, namely, at

	Deaths.		Deaths.
Mill-gate	6	Middle-gate	1
Ellis-row	3	Summer's-row	1
Cotton-square	3	Spittal-row	1
Castle-gate	2	Cholera Hospital, }	1
Mill-lane	1	Hawton-road	1
King-street	1	The Old Workhouse	4
North-gate	1		

The registrar states that "The houses in the yard in Mill-gate, where the cholera appeared on October 18th, consist of one low small room and one chamber over it. In one of these houses lived a man, his wife, and 6 children; in another a man, his wife, and 9 children; no ventilation, and the back of another row of houses within a few feet of their doors and windows." Small-pox and whooping-cough were prevalent in the last quarter of the year.

442; 4. —; *Bennington*. Pop. 4350.—Chol. 1; Diarr. 2.—A death from cholera in 8 hours was recorded on August 19th, at Farndon, the widow of a labourer, aged 64 years.

442; 5. —; *Claypole*. Pop. 4178.—Chol. 0; Diarr. 3.—2 deaths from diarrhoea took place in the Union workhouse.

443; 1. BINGHAM; *Bingham*. Pop. 8385.—Chol. 1; Diarr. 6.—The only death from cholera

on August 18th, at East Bridgeford, a labourer, aged 36 years; duration of attack, 3 days. The deaths from diarrhoea, with one exception (a female, aged 74 years), were of children under one year.

443; 2. BINGHAM; *Ratcliffe-on-Trent*. Pop. 7811. —Chol. 13; Diarr. 10.—Cholera appeared September 1st, at Hickling; a labourer died, aged 48 years. A subsequent death occurred on the 17th, another on the 18th. The last death on October 14th in a labourer, aged 68 years; labourers and their families suffered severely from the epidemic.

32. DERBYSHIRE.

444; 1. SHARDLOW; *Castle Donington*. Pop. 7230. —Chol. 5; Diarr. 5.—The first death from cholera occurred on July 23rd, after 19 hours' illness, a boatman's wife, aged 38 years, at Hudson's-yard; next, on the 31st, in Borough-street. The epidemic subsided on September 7th, when the last death took place, in 36 hours after the attack, at Bond-gate, a boatman, aged 54 years.

444; 2. —; *Melbourne*. Pop. 5056.—Chol. 0; Diarr. 1.

444; 3. —; *Shardlow*. Pop. 4579.—Chol. 1; Diarr. 4.—Died of cholera, in 15 hours after the attack, October 3rd, at Aston, a boatman, aged 22 years. 2 deaths from diarrhoea occurred in the Workhouse.

444; 4. —; *Stapleford*. Pop. 8328.—Chol. 0; Diarr. 5.

444; 5. —; *Spondon*. Pop. 7436.—Chol. 0; Diarr. 4.

445; 1. DERBY; *St. Alkmund*. Pop. 15531.—Chol. 9; Diarr. 15.—Cholera appeared in January; a fatal case on the 16th, at 56 Willow-row, All Saints, the wife of a labourer, aged 66 years. The next death from cholera did not occur until September 23rd, at Court Goodwin-street, the daughter of a labourer, aged 10 years, after 15 hours' illness; next case was on the 26th, and the last on October 11th, at Goodwin-street, a labourer, aged 58 years, died in 30 hours after the attack. 6 deaths from cholera occurred in Goodwin-street and courts adjacent. Diarrhoea prevailed in August, September, and October.

445; 2. —; *St. Peter's*. Pop. 19488.—Chol. 9; Diarr. 25.—At the infirmary the first death from cholera occurred on August 6th, described as an Irish labourer, aged about 25 years; the next case at 24 Copeland-street, on the 27th; the last on October 21st, at St. Werburgh, following 2 other deaths in this vicinity, one on September 28th, the other on October 9th. Inquests were held in 5 instances. Diarrhoea carried off 19 children, was prevalent in August and September: at the Workhouse, Litchurch, 2 deaths were reported, and one at the County Gaol.

446; 1. BELPER; *Duffield*. Pop. 7100.—Chol. 1; Diarr. 4.—On September 16th, a blacksmith, aged 21 years, died of cholera (30 hours' duration).

446; 2. —; *Horsley*. Pop. 5986.—Chol. 0; Diarr. 1.

446; 3. —; *Belper*. Pop. 9885.—Chol. 0; Diarr. 12.—6 deaths from diarrhoea occurred in the Union Workhouse.

446; 4. —; *Ripley*. Pop. 9166.—Chol. 0; Diarr. 3.

446; 5. —; *Alfreton*. Pop. 7577.—Chol. 1; Diarr. 2.—At Birchwood, on March 22nd, the wife of a labourer, aged 26 years, died of cholera.

446; 6. —; *Wirksworth*. Pop. 6519.—Chol. 1; Diarr. 0.—A bricklayer, aged 46 years, died August 18th, at Packside, Alderwasley, of diarrhoea, 3 weeks, succeeded by cholera, one day's duration.

447; 1. ASHBORNE; *Brailsford*. Pop. 3303.—Chol. 0; Diarr. 0.

447; 2. —; *Mayfield*. Pop. 3393.—Chol. 0; Diarr. 0.

447; 3. —; *Ashborne*. Pop. 4817.—Chol. 2; Diarr. 3.—The first death from cholera is recorded on May 6th, at Osmaston, a man-servant, aged 27 years; the other case, August 23rd, at Compton, Sturston, the widow of a joiner, aged 82 years, died in 24 hours after the attack. 2 deaths from diarrhoea were in the Union Workhouse.

447; 4. —; *Calton*. Pop. 3141.—Chol. 2; Diarr. 0.—On June 4th, at Hope, township of Alstonfield, a farm-servant died of cholera, aged 42 years, and at Alstonfield, September 23rd, a shoemaker's daughter, aged one year.

447; 5. —; *Hartington*. Pop. 1692.—Chol. 0; Diarr. 0.

447; 6. —; *Brassington*. Pop. 5011.—Chol. 0; Diarr. 0.

448; 1. CHESTERFIELD; *Ashover*. Pop. 7737.—Chol. 0; Diarr. 1.

448; 2. —; *Chesterfield*. Pop. 16970.—Chol. 2; Diarr. 15.—Diarrhoea was prevalent in July, August, and September. Cholera appeared on July 27th, at Knivesmith-gate, the wife of a higgler, aged 52 years, ill 4 days. The other death occurred on August 6th, at Whittington, the wife of a miner, aged 24 years, at the latter end of pregnancy. One death from diarrhoea in the Union Workhouse.

448; 3. —; *Bolsover*. Pop. 2451.—Chol. 0; Diarr. 1.

448; 4. —; *Eckington*. Pop. 7995.—Chol. 1; Diarr. 5.—At the Renishaw Iron-works, on October 19th, an iron-moulder, aged 24 years, died of cholera in 24 hours after the attack.

448; 5. —; *Dronfield*. Pop. 4227.—Chol. 0; Diarr. 1.

449; 1. BAKEWELL; *Bakewell*. Pop. 11839.—Chol. 0; Diarr. 1.

449; 2. —; *Matlock*. Pop. 9432.—Chol. 0; Diarr. 4.

449; 3. —; *Tideswell*. Pop. 8122.—Chol. 1; Diarr. 1.—The daughter of a weaver, aged 15 years, died of cholera on March 5th; not certified by a medical certificate.

450; 1. CHAPEL-EN-LE-FRITH; *Buxton*. Pop. 3042.—Chol. 0; Diarr. 1.

450; 2. —; *Chapel-en-le-Frith*. Pop. 8645.—Chol. 4; Diarr. 0.—On May 5th, cholera was fatal to the son of a labourer, aged 5 years, at Sparrow-pit. Next death on June 25th, another on October 12th, and the last on October 20th, at the "Gisborne Arms," the widow of a publican, aged 56 years; she had been suffering from diarrhoea 7 days before applying for medical aid, cholera followed with collapse (survived the attack 20 hours).

451; 1. HAYFIELD; *Glossop*. Pop. 14577.—Chol. 8; Diarr. 2.—Cholera was fatal to 6 males and 2 females, all above 20 years of age. It first appeared at Hadfield, on June 12th, a labourer, aged 21 years, survived the attack 22 hours; next case on September 19th, at Higher Barn; on October 15th, 2 deaths occurred at The Heath, the wife of a farmer, aged 64 years, cholera 14 hours' duration, and a farmer, aged 72 years, 22 hours' duration. The epidemic subsided November 5th, when a labourer, aged 58 years, died at Whitfield, in 53 hours after the attack.

451; 2. —; *Hayfield*. Pop. 9516.—Chol. 2; Diarr. 4.—A cordwainer, aged 41 years, died of cholera on September 27th; the other case in the Workhouse, Ollersley, October 8th, a vagrant, aged 20 years, in 36 hours, followed by typhus fever, 4 days.

VIII. NORTH WESTERN DIVISION.

33. CHESHIRE.

452; 1. STOCKPORT; *Marple*. Pop. 5281.—Chol. 1; Diarr. 2.—The case of cholera occurred at Green End, Romiley, October 8th, a sawyer, aged 72. The deaths from diarrhoea were those of females aged 68 and 65.

452; 2. —; *Hyde*. Pop. 17375.—Chol. 2; Diarr. 18.—The cases described as cholera occurred July 30th in Wood-street (a female aged 56), and August 16th on the Peak Forest Canal (a boatman's child aged 5). Of the 18 cases of diarrhoea, 13 were those of children under 3 years of age.

452; 3. —; *Heaton Norris*. Pop. 15817.—Chol. 30; Diarr. 37.—The first death from cholera took place August 18th, at 3 Longson's Houses, a hand-loom weaver, aged 54, after 46 hours' illness. Second case, 4 days later, at 13 Thomas-street, followed by 2 deaths (sisters) at the back of the George Inn, August 29th and September 1st. From this day to October 3rd (when the last 2 cases occurred) 26 persons died from cholera, including 12 in the Hospital and 2 in Brown-street. Diarrhoea was fatal amongst infants, especially at the period of dentition; of the 37 deaths, 27 were those of children under 2 years of age. Seven persons died in "cellars" in various parts of the sub-district.

452; 4. —; *Stockport First*. Pop. 25310.—Chol. 29; Diarr. 59.—A death from cholera occurred May 24th at 17 Queen-street West, a printer's daughter, aged 17, after an attack of 2 days' duration. No other case until July 24th, when a cabinet-maker, aged 71, died at Great Underbank. In August only 4 cases of cholera were recorded but diarrhoea proved fatal to 22 persons between the 12th and 25th of that month. During September the epidemic prevailed in both forms with nearly equal malignity; diarrhoea, however, being confined almost exclusively to children. The last case of cholera occurred October 2nd, at 38 Ardern Field, a female, 62. Seven persons died in Chester-gate, 6 in Brinksway, 3 in Bamford-street, 3 in Spring Bank, 2 in the Workhouse, &c. Diarrhoea was fatal to 44 children under 2 years of age.

452; 5. —; *Stockport Second*. Pop. 12973.—Chol. 9; Diarr. 35.—A single case of cholera occurred in this sub-district in the month of May—on the 27th, a bleacher, aged 52, in Newbridge Lane. Next case, August 28th, a spinner, aged 42, in Avenue-street, Brinnington. In September, 6 deaths from cholera and 16 from diarrhoea were recorded; the last from cholera took place October 18th in Newbridge-lane, where the disease first appeared in the sub-district. Of the 44 deaths, more than half took place in various streets in Brinnington.

452; 6. —; *Cheadle*. Pop. 4660.—Chol. 1; Diarr. 5.—The case of cholera occurred February 23rd, at Gatley Etchells, a female, aged 11, after an attack of 38 hours' duration (*inquest*). The deaths from diarrhoea were those of infants.

452; 7. —; *Hazeltown*. Pop. 4262.—Chol. 0; Diarr. 9.—3 adults and 6 children under 4 years of age.

453; 1. MACCLESFIELD; *Prestbury*. Pop. 4828.—Chol. 1; Diarr. 1.—The death from cholera took place at Adlington, September 4th, a labourer, aged 50.

453; 2. —; *Bollington*.—Pop. 8949.—Chol. 0; Diarr. 8.—3 adults and 5 children.

453; 3. MACCLESFIELD; *Rainow*. Pop. 3204.—Chol. 0; Diarr. 0.

453; 4. —; *East Macclesfield*. Pop. 11192.—Chol. 10; Diarr. 9.—First case of cholera, July 9th, a carter, aged 56 (*inquest*). The second death took place a fortnight later, in the Gap, a silk-washer, aged 56, followed by cases in Square-alley, Gutters, and other parts of the town. Last case, October 8th, at Waters, a shoemaker aged 34.

453; 5. —; *West Macclesfield*. Pop. 12945.—Chol. 16; Diarr. 23.—A death from cholera recorded June 24th, in West-street, a female, aged 34, after an attack of 7 hours. Next case, July 3rd, in King Edward-street, a shoemaker, aged 46. Other cases subsequently occurred in the following localities in the sub-district:—Little-street, Chester-gate, Stanley-street, Park-lane, Parsonage-street, Park-green (2 deaths), Oxford-road, Prestbury-road, Crompton-road, and Derby-street (3 deaths). One fatal case of cholera and 4 of diarrhoea in the Union Workhouse.

453; 6. —; *Sutton*. Pop. 7837.—Chol. 6; Diarr. 5.—The deaths from cholera were as follows:—August 8th, at Sutton, a charwoman, aged 35 (*inquest*); August 20th, in Lord-street, a wheelwright's son, aged 16, after being attacked 15 hours; August 25th, in High-street, a widow, aged 59; September 7th, in Mill-lane, an infant; September 12th, at Mill-green, a female, 62; and 5 days after the last case occurred in Pool-street, a female, aged 17.

453; 7. —; *Gawsworth*. Pop. 3453.—Chol. 0; Diarr. 0.

453; 8. —; *Alderley*. Pop. 3627.—Chol. 2; Diarr. 0.—These cases occurred at Nether Alderley, August 26th, and at Great Warford, September 25th, a coachman, aged 50, and a farmer aged 47.

454; 1. ALTRINCHAM; *Wilmslow*. Pop. 7070.—Chol. 3; Diarr. 1.—The deaths from cholera took place as follows:—August 12th, at Mobberley, a gardener, aged 30, after being attacked 24 hours; September 4th, a labourer, aged 71, at Bollin Fee; and on the following day a labourer, aged 27, at Pownall Fee.

454; 2. —; *Altrincham*. Pop. 10422.—Chol. 2; Diarr. 12.—The cases of cholera occurred August 11th, at Sale-Moor-Sale, and September 26th, at Goose Green, a labourer, aged 58, and a painter, aged 29. Of the 12 deaths from diarrhoea, 8 were those of infants under one year.

454; 3. —; *Lymm*. Pop. 6293.—Chol. 0; Diarr. 4.—3 infants and one aged person.

454; 4. —; *Knutsford*. Pop. 7234.—Chol. 2; Diarr. 2.—The deaths from cholera were as follow:—at Nether Knutsford, June 9th, a female, aged 62, after an attack of 13 hours' duration; and at Rostherne, August 19th, a female, aged 47, attacked 10 hours.

455; 1. RUNCORN; *Budworth*.—Pop. 4243.—Chol. 3; Diarr. 0.—These cases occurred at Appleton, viz.—July 30th, a labourer, aged 66, after 3 days' attack; October 8th, a farmer, aged 59, and on the following day, a farmer's widow, aged 52.

455; 2. —; *Daresbury*. Pop. 2872.—Chol. 1; Diarr. 1.—The case of cholera was that of a boatman, aged 45, who died in a boat at Preston-on-the-Hill, October 6th.

455; 3. —; *Runcorn*. Pop. 9853.—Chol. 75; Diarr. 21.—Cholera became fatal in this sub-district in July. The first cases occurred on the 9th of

that month, in Wivern-place and Mill-street, a "flatman," aged 47, and a "bricksetter," aged 22. These deaths were followed by others in July at Sutton, Halton (2), and the Rookery. During August and September cholera proved fatal to 63 persons. 4 cases were recorded in October—the last 2, on the 7th, in Bridgewater-street.—The epidemic was more than usually severe in the following localities:—Water-street, 8 deaths; High-street, 6; the Rookery, 5; Gilbert-street, 7; Nelson-street, 5; Stenbills, 7; Halton, 8; Halton-lane, 5. Diarrhœa was almost exclusively confined to children under 2 years of age.

455; 4. RUNCORN; *Frodsham*. Pop. 5924.—Chol. 3; Diarr. 3.—The 3 cases of cholera occurred at Kingsley: the first, April 29th, a child, aged 4; the second, July 29th, a farmer's widow, attacked 2 days; and the last, October 17th, a female, aged 9.

456; 1. NORTHWICH; *Weaverham*. Pop. 5647.—Chol. 5; Diarr. 1.—Of the cases of cholera, 2 occurred at Weaverham, viz., on August 1st, a female, aged 49, and October 6th, a labourer's child, aged 10; 2 at Hartford, September 5th, a labourer, aged 62, and October 3rd, a butcher's widow, 67; and one at Little Leigh, a labourer, aged 18.

456; 2. —; *Northwich*. Pop. 11151.—Chol. 35; Diarr. 10.—A death from cholera took place at the Workhouse, Leftwich, January 23rd, a boy, aged 14. A second case, also in the Workhouse, occurred May 7th. The next cases were in July, commencing with a labourer at the Workhouse on the 13th; 8 persons died in August, 13 in September, and 8 in October. Of the 45 deaths from cholera and diarrhœa, 16 took place in Northwich, 8 at Whitton, 6 at Leftwich, 5 at Castle-Northwich, 2 at Winnington, 2 at Marston, and 4 in the Workhouse.

456; 3. —; *Over*. Pop. 6477.—Chol. 4; Diarr. 5.—The cases of cholera occurred as follows:—July 13th, at Over, a saltmaker, aged 54; at Moulton, August 24th, a joiner; and at Over, September 4th and 16th, a waterman and a saltmaker.

456; 4. —; *Middlewich*. Pop. 5742.—Chol. 2; Diarr. 1.—The deaths from cholera occurred at Newton, July 12th, a labourer, aged 45; and at Shipbrook, October 22nd, a labourer, aged 52.

457; 1. CONGLETON; *Church Hulme*. Pop. 3491.—Chol. 0; Diarr. 1.—A child, aged 5.

457; 2. —; *Congleton*. Pop. 14684.—Chol. 0; Diarr. 6.—Nearly all infants.

457; 3. —; *Sandbach*. Pop. 10862.—Chol. 1; Diarr. 7.—The case of cholera, the only one recorded in the Congleton district, occurred at Sandbach, October 10th, a joiner, aged 46, after an attack of 18 hours.

458; 1. NANTWICH; *Wybunbury*. Pop. 7996.—Chol. 10; Diarr. 6.—First fatal case of cholera, July 11th, at Warmingham, a labourer's wife, aged 64, attacked 26 hours. The second case occurred, July 22nd, at Stapely, where 4 persons died on the 24th and 25th. 2 deaths took place at Monks Coppenhall and 2 at Crewe. The cases of diarrhœa were, with one exception, those of infants.

458; 2. —; *Nantwich*. Pop. 9431.—Chol. 164; Diarr. 8.—The epidemic broke out with great virulence in this sub-district in June. The first cases occurred in Welch-row and Wood-street; 8 persons died from cholera in the latter place, and 4 in Welch-row, between June 21st and 30th. In July the epidemic proved fatal to 108 persons, 9 dying on the 14th, and 6 on several other days. The mortality from cholera in August was 18, and in September 20. The following localities furnished a

large proportion of the cases, viz., Wood-street 28; Mill-street 15; Wych House Bank 16; Welch-row 11; Hospital-street 14; Pillory-street 13; Beam-street 9; Love-lane 13; and the Workhouse (where the last cases in the district occurred Oct. 8th and 10th) 8.

458; 3. NANTWICH; *Bunbury*. Pop. 7965.—Chol. 3; Diarr. 2.—On 24th of cholera occurred at Tarporley, July 10th, a painter, aged 29 (*inquest*); the others at Church Minshul, July 19th and August 12th, a labourer, 53, and a female, 74.

458; 4. —; *Wrenbury*. Pop. 8449.—Chol. 4; Diarr. 1.—Of the deaths from cholera, 3 took place at Audlem, viz., June 24th, a nutseller, attacked 12 hours; August 16th, a draper; and September 16th, a bargeman on the canal. The remaining case occurred at Broomhall, October 5th, a farmer.

459; 1. GREAT BOUGHTON (CHESTER); *Tattenhall*. Pop. 8160.—Chol. 0; Diarr. 0.

459; 2. —; *Chester Castle*. Pop. 16687.—Chol. 57; Diarr. 19.—Cholera became fatal in this sub-district in June; the first case occurred on the 25th at Boughton, a labourer, aged 19, after an attack of 10 hours' duration. A second case was recorded in June. Two persons died in July; 17 in August; 21 in September, and 12 in October, with occasional intervals of several days between the cases. The epidemic proved fatal to 10 persons in Greeway-street, 8 in Handbridge, 4 in Union-street, 3 in Duke-street, and to a prisoner in the castle.

459; 3. —; *Chester Cathedral*. Pop. 15812.—Chol. 32; Diarr. 15.—The first death from cholera in the Great Boughton district took place in the Infirmary in this sub-district; a slater, aged 29, attacked 40 hours. The next cases were those of a butcher's wife, in Wellington-street, June 13th, and a tin-plate worker, aged 40, induced (according to the verdict of the coroner's jury) by fatigue and want of the necessaries of life. Three cases were recorded in July, 8 in August, 13 in September, and 4 in October. Four deaths occurred in the House of Industry, Paradise-row; 5 at Handbridge, St. Bridget's Parish; and 3 in the Infirmary. Last case, December 3rd, in the House of Industry.

459; 4. —; *Hawarden*. Pop. 8438.—Chol. 2; Diarr. 7.—The deaths from cholera were, on August 23rd, at Hawarden, a female, 11, after 12 hours' attack, and October 1st, at Saltney, a female, 29, attacked 16 hours. Five adults (4 at advanced ages) and 2 infants died from diarrhœa.

460; 1. WIRRAL; *Neston*. Pop. 4783.—Chol. 2; Diarr. 3.—Both cases of cholera occurred at Neston; a female, aged 22, September 14th, and a collier, 44, November 8th.

460; 2. —; *Eastham*. Pop. 5476.—Chol. 5; Diarr. 6.—Two cases of cholera (the first and last recorded in the sub-district) occurred at Whitby; a female, aged 55, attacked 6 hours, July 19th, and a boatman 31, October 7th. Two at Lower Bebington, August 11th and 20th, and one at Higher Bebington, September 27th. The deaths from diarrhœa, were with one exception those of infants.

460; 3. —; *Woodchurch*. Pop. 4487.—Chol. 6; Diarr. 2.—The first death from cholera took place at Greasby, July 19th, a farmer's widow, aged 78, after 17 hours' illness. Second case, August 20th, at Hoose, where another occurred, September 15th. Great Meolse, Bidston, and Saughall each contributed a death from cholera. Of the 6 persons, 5 were females, at ages ranging 38 to 78.

460; 4. —; *Wallasey*. Pop. 6261.—Chol. 30; Diarr. 4.—The epidemic appeared in this sub-district in June, the first case having occurred at Liscard on

the 16th, a surgeon's daughter, aged 19, after 10 hours' attack. A few days after it broke out at Poolton-cum-Seacombe, and proved fatal to 10 persons, while no cases were recorded in any other part of the sub-district. On July 17th, cholera reappeared at Liscard, and 9 persons were its victims between that day and August 1st. Four fatal cases occurred at Wallasey, all the others having taken place at the above-named places, viz., 13 at Liscard, and the same number at Poolton.

460; 5. WIRRAL; *Birkenhead*. Pop. 10777.—Chol. 96; Diarr. 55.—Cholera became fatal in this sub-district a week earlier than in the foregoing; the first case having occurred, June 9th, in Field-street, Birkenhead, a labourer's wife, attacked 8 hours. Eight other deaths in the same street, and 7 in other parts of Birkenhead, were recorded in June. In July the deaths from cholera were 14, and in August 15; diarrhoea being very fatal amongst children. The epidemic was at its height in September, when 44 persons died. The 3 last cases occurred at the same house, No. 14, Leicester-street, October 25th, November 3rd and 6th. The following localities furnished many of the deaths:—Field-street (10 cases); Oak-street; St. Anne-street; Chapel-street and Duke-street, Tranmere; Albert Terrace; Rose Cottages; and Lower Tranmere. Of the 55 deaths from diarrhoea, 40 were those of children under two years of age.

34. LANCASHIRE.

461; 1. LIVERPOOL; *St. Martin*. Pop. 35478.—Chol. 1136; Diarr. 273.

461; 2. —; *Howard-street*. Pop. 26197.—Chol. 742; Diarr. 163.

461; 3. —; *Dale-street*. Pop. 35861.—Chol. 820; Diarr. 153.

461; 4. —; *St. George*. Pop. 19723.—Chol. 198; Diarr. 32.

461; 5. —; *St. Thomas*. Pop. 34972.—Chol. 445; Diarr. 100.

461; 6. —; *Mount Pleasant*. Pop. 33042.—Chol. 228; Diarr. 126.

461; 7. —; *Islington*. Pop. 37730.—Chol. 604; Diarr. 134.

The observations on the district of Liverpool will be found in the remarks, in foregoing pages.

462; 1. WEST DERBY; *Toxteth Park*. Pop. 41295.—Chol. 754; Diarr. 158.

462; 2. —; *Everton*. Pop. 13489.—Chol. 222; Diarr. 52.

462; 3. —; *Walton*. Pop. 5625.—Chol. 127; Diarr. 10.

462; 4. —; *Crosby*. Pop. 3194.—Chol. 10; Diarr. 4.

462; 5. —; *Litherland*. Pop. 2970.—Chol. 9; Diarr. 4.

462; 6. —; *West Derby*. Pop. 16921.—Chol. 100; Diarr. 47.

462; 7. —; *Wavertree*. Pop. 5186.—Chol. 13; Diarr. 4.

The observations on the district of West Derby will be found in the remarks, in foregoing pages.

463; 1. PRESCOT; *Hale*. Pop. 2294.—Chol. 5; Diarr. 2.—The first 2 cases of cholera occurred at Halebank, on August 10th and September 7th; the three others at Speke, on October 5th, 9th, and 10th.

463; 2. —; *Much Woolton*. Pop. 3185.—Chol. 7; Diarr. 6.—First death from cholera on July 19th at Allerton-road, a shoemaker, aged 33, duration of attack 10 hours. The last case was that of a shoemaker's son, aged 14, at 60 Quarry-street, on September 25th.

463; 3. PRESCOT; *Huyton*. Pop. 3798.—Chol. 1; Diarr. 2.—This death from cholera was that of a joiner, aged 35, at Knowsley, on May 18th, effusion of the brain supervened.

463; 4. —; *Farnworth*. Pop. 3836.—Chol. 0; Diarr. 2.

463; 5. —; *Prescot*. Pop. 10922.—Chol. 42; Diarr. 15.—Cholera appeared fatally on June 10th, in the case of a watchmaker, aged 68, at Whiston: duration of attack 2 days. The next 3 deaths were at the Workhouse, Whiston; Fall-lane suffered much, but it was at the Workhouse that the epidemic was most fatal, causing the death of no less than 24 inmates, in addition to 5 from diarrhoea.

463; 6. —; *St. Helen*. Pop. 17849.—Chol. 120; Diarr. 31.—Cholera first proved fatal to a labourer at glass-works, aged 63, at Peasley-cross on June 11th, duration of attack 9 hours; the next case was on June 24th, at Bold-street; 6 deaths occurred in July; throughout August and September it prevailed with great intensity; Peasley-cross, Parr-street, Parr-stocks, and near Merton-bank, suffered most. In the old Workhouse, 3 deaths took place: the last fatal case was that of a collier's daughter, aged 4, near Parr Mill, on November 17th. The families of colliers suffered severely. The deaths from diarrhoea were more frequent, when the cholera declined.

463; 7. —; *Rainford*. Pop. 1855.—Chol. 1; Diarr. 1.—This case of cholera was that of a labourer, aged 38, at Rainford, on October 18th, duration of attack 19 hours.

464; 1. ORMSKIRK; *Bickerstaffe*. Pop. 2679.—Chol. 1; Diarr. 4.—A labourer, aged 34, died of cholera at Mellin, on August 1st.

464; 2. —; *Aughton*. Pop. 3440.—Chol. 0; Diarr. 4.

464; 3. —; *Halsall*. Pop. 1958.—Chol. 2; Diarr. 1.—The deaths from cholera were those of a waterman and his son, on July 11th, at Halsall.

464; 4. —; *Formby*. Pop. 2493.—Chol. 4; Diarr. 0.—First death on July 2nd, at Formby—a stonemason, aged 27, duration of attack 8 hours; the other 3 cases occurred at Altcar on September 3rd, October 9th and 12th.

464; 5. —; *North Meols*. Pop. 7774.—Chol. 44; Diarr. 25.—Cholera first became fatal on June 27th, in the case of a timekeeper's wife, aged 60, at Southport; it was fatal throughout July, August, and September, at Southport, Crossens, and Marshside. The last case was that of a labourer's wife, aged 39, at Southport, on October 13. Diarrhoea, accompanied by vomiting, was very prevalent.

464; 6. —; *Tarleton*. Pop. 3296.—Chol. 0; Diarr. 1.

464; 7. —; *Scarisbrick*. Pop. 4185.—Chol. 6; Diarr. 9.—Excepting one case of diarrhoea at Scarisbrick, on November 8th, the whole of the deaths took place at Burscough. The first fatal case of cholera was on July 25th, and the last on August 14.

464; 8. —; *Ormskirk*. Pop. 4891.—Chol. 18; Diarr. 22.—After 5 deaths from diarrhoea in April, May and June, cholera appeared fatally on July 30th, at Blackhouse-hill; it prevailed, together with diarrhoea, throughout August and September. The last death from cholera occurred on September 27th in the fever ward, a labourer, aged 22.

464; 9. —; *Lathom*. Pop. 4259.—Chol. 1; Diarr. 7.—This death from cholera was that of a boatman's wife, aged 37, at Lathom, on September 7th; duration of attack one day.

465; 1. WIGAN; *Standish*. Pop. 6009.—Chol. 5;

Diarr. 3.—The first case of cholera was that of a boatman's son, aged 5, at Standish, on July 18th; he had no medical attendant, and died after an attack of 8 hours' duration; no fatal case occurred after October 15th, when a bookkeeper, aged 70, died at Shevington.

465; 2. WIGAN; *Aspull*. Pop. 6750.—Chol. 24; Diarr. 1.—These deaths from cholera occurred at Aspull; the first on August 4th, a collier, aged 51, after an attack of 9 hours; the last on November 26th, a collier's widow, aged 60, after an attack of 14 hours. The epidemic prevailed most fatally in the families of colliers.

465; 3. —; *Wigan*. Pop. 25517.—Chol. 348; Diarr. 116.—Diarrhœa prevailed from the beginning of the year, but it was not until July 16th that the first death from cholera was recorded, in the case of a collier, aged 35, at Douglas-bank, the duration of attack being 15 hours: one other case occurred on July 18th, at Belvoir-street; in August, 15 deaths took place. The epidemic continued with increasing violence throughout September, and attained its greatest height on October 18th, when 17 fatal attacks were recorded: it declined towards the end of the month, and in November only 15 deaths took place at intervals, the last case being on November 18th, a widow, aged 40, at the Workhouse. Wigan-lane, Spring-gardens, Frankfort-street, School-lane, Union-street, Scholefield-lane, Warrington-lane, Vauxhall-road, Scholes, and Nicholas-nook are among the places which suffered most. In the families of colliers and weavers, great numbers were carried off. Diarrhœa prevailed chiefly amongst young children, and no less than 63 died under the age of 2 years.

465; 4. —; *Hindley*. Pop. 8925.—Chol. 112; Diarr. 14.—Cholera prevailed at the Workhouse in March, when 4 deaths took place between the 8th and 16th of the month; no other case occurred until July 26th, when it proved fatal to a collier, aged 43, at Hindley. In August it became most prevalent: Mill-lane; Hindley; New Scholes; Wigan-road; Broom-street, and Platt-bridge, suffered severely: in Brackley-street, a collier and his wife died from cholera, and their daughter from diarrhœa, the first two on September 17th, and the latter on September 15th. The last death from cholera was that of a collier, aged 55, at Platt-bridge, on November 15th.

465; 5. —; *Pemberton*. Pop. 7553.—Chol. 62; Diarr. 8.—A weaver, aged 66, died of cholera, at Pemberton, on March 6th. No other cases occurred until July 9th and 16th, when a bricklayer and his daughter died at Pemberton: it then prevailed throughout August, September, and the early part of October. All the deaths took place in Pemberton and Orrell, chiefly in the families of colliers and weavers. The last death was that of a weaver, aged 46, at Pemberton, on October 18th.

465; 6. —; *Upholland*. Pop. 5858.—Chol. 10; Diarr. 4.—First case of cholera on June 20th, at Billinge Chapelend, a labourer's son, aged 19, duration of attack 8 hours. Most of the deaths took place at Billinge Chapelend, and Billinge Higher-end: the last fatal case was on October 29th.

465; 7. —; *Ashton-in-Makerfield*. Pop. 5410.—Chol. 2; Diarr. 11.—These deaths from cholera were those of a labourer, aged 48, at the Holehouse, on September 26th; and a locksmith's wife, aged 55, at Downall-green, on December 16th.

466; 1. WARRINGTON; *Newton*. Pop. 4422.—Chol. 4; Diarr. 3.—Cholera was first fatal to a smith and his son, at 26 Viaducts, Newton, on July

27th and 29th; the other 2 cases occurred at Redbank, on August 19th; and at Parks Haydock, on October 27th.

466; 2. WARRINGTON; *Winwick*. Pop. 1993.—Chol. 1; Diarr. 1.—These deaths took place at Southwood-with-Croft; the case of cholera on August 25th, and that of diarrhœa on August 16th.

466; 3. —; *Sankey*. Pop. 2276.—Chol. 3; Diarr. 0.—The first 2 cases took place at Bintonwood, on July 21st and 31st, and the other at Sankey, on August 19th.

466; 4. —; *Warrington*. Pop. 18981.—Chol. 50; Diarr. 32.—Cholera was first fatal at the House of Recovery, on April 25th. The next 3 cases were at Goodier's-yard, on June 28th and 29th. The epidemic prevailed throughout July, August, September, and the early part of October, the last death occurring on October 14th. At the House of Recovery 25 deaths from cholera took place.

466; 5. —; *Latchford*. Pop. 3282.—Chol. 5; Diarr. 5.—These deaths from cholera occurred at Latchford, between August 29th and September 24th, inclusive.

466; 6. —; *Rixton*. Pop. 2084.—Chol. 0; Diarr. 1.

467; 1. LEIGH; *Lowton*. Pop. 4130.—Chol. 1; Diarr. 2.—This case of cholera was that of a white-smith's son, aged 9, at Golborne, on June 29th.

467; 2. —; *Culcheth*. Pop. 8391.—Chol. 6; Diarr. 9.—Of these cases of cholera one occurred on January 3rd, at Twist Green; one on May 28th, at Jones-square; 3 on August 7th, 14th, and 17th, at Bury-lane; and one on November 7th, at Trafalgar-street.

467; 3. —; *West Leigh*. Pop. 6838.—Chol. 3; Diarr. 5.—First death from cholera on July 11th, at Liverpool-road; second on August 12th, at Dangerous Corner; third on October 7th, at Farrington's Fold.

467; 4. —; *Atherton*. Pop. 9193.—Chol. 1; Diarr. 7.—This death from cholera was that of a nailer, aged 34, at Atherton, on September 9th. Of the diarrhœa cases, 4 occurred at Tyldesley.

468; 1. BOLTON; *Farnworth*. Pop. 8265.—Chol. 2; Diarr. 7.—First case of cholera on June 6th, at Chapel-street; second on August 1st, at 33 Green Side.

468; 2. —; *Hulton*. Pop. 5697.—Chol. 3; Diarr. 1.—These deaths from cholera took place on June 16th, at Lanes End; on June 28th, at Mills Brow; and on September 10th, at Cat-row.

468; 3. —; *Westhoughton*. Pop. 4527.—Chol. 4; Diarr. 1.—On January 6th, a farmer and carrier, aged 51, died of cholera at Old Lees; duration of attack, 14 hours; he was of intemperate habits. The other cases occurred on June 10th, and September 1st and 14th, the last two being aged persons.

468; 4. —; *Halliwell*. Pop. 3955.—Chol. 2; Diarr. 0.—These were the deaths of a carter, aged 56, at Topoth-lane, on September 10th; and a bleacher's wife, aged 29, at Mortfield, on September 18th.

468; 5. —; *Horwich*. Pop. 4398.—Chol. 4; Diarr. 4.—The first 2 to suffer from cholera were a block-printer and his wife, at the top of the meadow, Horwich, on March 30th and April 2nd. The other cases took place on June 22nd at Scholes Bank; and on October 5th, at Brinks.

468; 6. —; *Tonge-with-Haulgh*. Pop. 5932.—Chol. 2; Diarr. 0.—These were the deaths of a labourer's son, aged 15, at Lane Ends, on September 28th; and a finisher's daughter, aged 14, at Hag Brow, on October 21st.

468; 7. *BOLTON; Turton.* Pop. 4553.—Chol. 2; Diarr. 3.—The deaths from cholera were those of a shopkeeper's wife, aged 42, at Dunscar, on April 30th; and a weaver's wife, aged 61, at Volunteer-row, on September 24th.

468; 8. —; *Edgeworth.* Pop. 2622.—Chol. 1; Diarr. 0.—This was the death of a winder of twist, in a cotton-mill, at Entwisle, on September 5th.

468; 9. —; *Sharples.* Pop. 3326.—Chol. 1; Diarr. 3.—This death from cholera was that of a hand-loom weaver's widow, aged 58, at Bank Top, on September 9th.

468; 10. —; *Little Bolton.* Pop. 15707.—Chol. 24; Diarr. 11.—The first death from cholera was that of a weaver's son, aged 7, at 2 Back Charles-street, on May 8th; no other case, however, occurred until August 22nd, when a weaver, aged 56, died at 6 Green Heyes: its prevalence after this increased, and it was not until October 7th that the last death was recorded.

468; 11. —; *Eastern Bolton.* Pop. 18254.—Chol. 37; Diarr. 28.—On January 27th, an inn-keeper's wife, aged 37, died of cholera at Mealhouse-lane. The next case was at the Workhouse, on June 12th; 2 deaths took place in July; in August and September its prevalence increased. The last fatal case was that of a tailor's son, aged 12, at Bradford-square, on October 11th. In the Union Workhouse there were 3 deaths from cholera, and 6 from diarrhoea.

468; 12. —; *Western Bolton.* Pop. 15356.—Chol. 38; Diarr. 45.—The presence of cholera is not recorded in this sub-district until July 26th, when a weaver, aged 72, died at Marshes-court, after an attack of 18 hours' duration: this case was preceded by several deaths from diarrhoea. The epidemic increased in August, and prevailed severely throughout September. On October 4th, 2 cases occurred at Green-street; and on November 9th, the last death from cholera took place at 10 Coronation-street. It was most fatal in Spring-gardens.

468; 13. —; *Lever.* Pop. 4937.—Chol. 3; Diarr. 2.—These deaths from cholera took place at Creams, Little Lever, on January 13th; at Lever-lane, on June 19th; and at Topoth Gorses, Darcy Lever, on September 12th.

469; 1. *BURY; Holcombe.* Pop. 5445.—Chol. 6; Diarr. 2.—The whole of these deaths from cholera took place at Ramsbottom; the first on June 25th, and the last on September 26th.

469; 2. —; *Tottington, Lower End.* Pop. 4484.—Chol. 0; Diarr. 0.

469; 3. —; *Walmersley.* Pop. 4564.—Chol. 7; Diarr. 4. The deaths from cholera occurred between June 26th and September 7th, inclusive.

469; 4. —; *Birtle.* Pop. 4282.—Chol. 3; Diarr. 8.—These cases of cholera occurred at Fair-field, Heap, on August 5th and 12th; and at Ashworth Hallfold, on September 23rd. Diarrhoea prevailed at Birtle Dean and Hookey Bridge.

469; 5. —; *Heywood.* Pop. 14438.—Chol. 4; Diarr. 21.—Cholera was fatal at Vale-street, on September 4th; at 8 Back York-street, on September 1st and 2nd; and at Church-street, on September 6th. Diarrhoea prevailed until the beginning of December.

469; 6. —; *South Bury.* Pop. 9926.—Chol. 13; Diarr. 14.—Cholera was first fatal to a cotton-reeler, aged 30, at Clerke-street, on July 30th; it prevailed until October 10th, the last death being that of a calico printer, aged 33, at Back-square.

469; 7. —; *North Bury.* Pop. 11393.—Chol. 12; Diarr. 9.—A tile-maker's son, aged 3, died of cholera, at Hornby-street, on January 26th.

The next case was on March 31st, at Pump-street. In August, 7 deaths took place, and 2 in September: it ceased to be fatal after October 2nd, when a weaver's son died at Fernhill.

469; 8. *BURY; Elton.* Pop. 6646.—Chol. 6; Diarr. 9. The deaths from cholera took place between June 18th and November 4th. Diarrhoea was most fatal in September.

469; 9. —; *Radcliffe.* Pop. 5133.—Chol. 0; Diarr. 2.

469; 10. —; *Pilkington.* Pop. 11186.—Chol. 7; Diarr. 15.—First death from cholera on June 8th, at Hollins-lane. The next 2 occurred at Whitefield, on July 25th and August 10th. The last 2 deaths were on October 1st, at Oak-gate and Higher-lane. Diarrhoea was most prevalent in the spring; it was fatal to two sons of a weaver, on October 16th, at Chapelfield.

470; 1. *WORSLEY; Worsley.* Pop. 9697.—Chol. 7; Diarr. 3.—On January 19th, a farmer, aged 82, died of cholera at Hill Top; the next case took place on July 20th, and the others from September 1st to September 21st.

471; 1. *CHORLTON; Barton.* Pop. 10865.—Chol. 4; Diarr. 14.

471; 2. —; *Stretford.* Pop. 6386.—Chol. 2; Diarr. 8.

471; 3. —; *Didsbury.* Pop. 3014.—Chol. 0; Diarr. 7.

471; 4. —; *Ardwick.* Pop. 17707.—Chol. 18; Diarr. 45.

471; 5. —; *Chorlton-upon-Medlock.* Pop. 28336.—Chol. 96; Diarr. 76.

471; 6. —; *Hulme.* Pop. 27418.—Chol. 160; Diarr. 155.

The observations on the district of Chorlton will be found in the remarks, in foregoing pages.

472; 1. *SALFORD; Pendleton.* Pop. 13230.—Chol. 5; Diarr. 34.

472; 2. —; *Broughton.* Pop. 3794.—Chol. 3; Diarr. 6.

472; 3. —; *Greengate.* Pop. 30682.—Chol. 165; Diarr. 148.

472; 4. —; *Regent Road.* Pop. 22518.—Chol. 64; Diarr. 73.

The observations on the district of Salford will be found in the remarks, in foregoing pages.

473; 1. *MANCHESTER; Ancoats.* Pop. 42231.—Chol. 376; Diarr. 228.

473; 2. —; *Deansgate.* Pop. 33153.—Chol. 172; Diarr. 140.

473; 3. —; *London Road.* Pop. 29049.—Chol. 148; Diarr. 129.

473; 4. —; *Market-street.* Pop. 27834.—Chol. 67; Diarr. 88.

473; 5. —; *St. George.* Pop. 31589.—Chol. 93; Diarr. 148.

473; 6. —; *Newton.* Pop. 7383.—Chol. 17; Diarr. 17.

473; 7. —; *Cheetham.* Pop. 8827.—Chol. 3; Diarr. 8.

473; 8. —; *Failsforth.* Pop. 4550.—Chol. 1; Diarr. 2.

473; 9. —; *Blackley.* Pop. 3640.—Chol. 1; Diarr. 3.

473; 10. —; *Prestwich.* Pop. 4147.—Chol. 0; Diarr. 2.

The observations on the district of Manchester will be found in the remarks, in foregoing pages.

474; 1. *ASHTON-UNDER-LYNE; Knott Lanes.* Pop. 5521.—Chol. 1; Diarr. 1.—This death from cholera was that of a roller-maker, aged 58, at Waterloo, on August 2nd.

474; 2. **ASHTON-UNDER-LYNE**; *Ashton Town*. Pop. 22678.—Chol. 30; Diarr. 65. After a prevalence of diarrhoea from the commencement of the year, cholera first became fatal on August 13th, to a blacksmith's daughter, aged 7 months, at Catherine-street. It prevailed chiefly in August and September: the last two cases occurred on November 29th and December 2nd. Adelphi-court and Scotland-brook suffered most; and 3 deaths from cholera and 3 from diarrhoea took place at the Hospital in Crickets-lane. Diarrhoea was fatal in 5 cases at the Workhouse.

474; 3. —; *Audenshaw*. Pop. 10307.—Chol. 0; Diarr. 10.—Diarrhoea was most prevalent in September.

474; 4. —; *Denton*. Pop. 6759.—Chol. 0; Diarr. 2.

474; 5. —; *Newton and Godley*. Pop. 8900.—Chol. 0; Diarr. 7. Diarrhoea was most fatal in the spring.

474; 6. —; *Dukinfield*. Pop. 22394.—Chol. 7; Diarr. 24. Cholera was first fatal in the case of a shoemaker's wife, aged 52, at 22 Grass Croft-street, on June 11th; the last deaths were those of a striper's two sons, at 12 Nelson-street, September 8th. Diarrhoea was prevalent throughout the year, but chiefly in September.

474; 7. —; *Hartshead*. Pop. 12731.—Chol. 8; Diarr. 7. First death from cholera on June 7th, at 23 Old-street, Staleybridge; the other cases occurred from September 2nd to September 14th.

474; 8. —; *Mottram*. Pop. 7613.—Chol. 21; Diarr. 0.—From the 9th to the 17th of June, cholera prevailed with much severity; 13 deaths occurring within that period, and the whole of them at Woodhead Tintwistle among the mining and labouring population: of the remaining cases 5 occurred in August, 2 on September 6th, and the last death on October 5th at Wedenscough.

474; 9. —; *Staley*. Pop. 4702.—Chol. 1; Diarr. 0.—This was the death of a shoemaker's wife, aged 57, at Warrington Place, on September 9th.

475; 1. **OLDHAM**; *Oldham-below-Town*. Pop. 21986.—Chol. 24; Diarr. 31.—Diarrhoea was very prevalent in the early part of the year. Cholera was first fatal to a mechanic's daughter, aged 5, at Morton-terrace, on August 14th; the next case was on August 26th, at Back Royton-street. The influence of the epidemic was most felt throughout September: several deaths took place in New Radcliffe-street; Maygate-lane, and North-moor; in October only 3 cases occurred, the last being on October 13th, at Royton-street.

475; 2. —; *Oldham-above-Town*. Pop. 20609.—Chol. 9; Diarr. 9.—Cholera was first fatal at New Earth, Oldham, on July 28th and August 3rd; the last case occurred on October 23rd, at Beever-street.

475; 3. —; *Chadderton*. Pop. 7820.—Chol. 4; Diarr. 7.—The first deaths from cholera were those of a mother and daughter at the workhouse, on May 16th and 17th; the other cases occurred on July 12th, at Lark-hill, Tonge, and on October 3rd, at the Fever ward.

475; 4. —; *Middleton*. Pop. 8078.—Chol. 2; Diarr. 8.—These deaths from cholera took place at Rhodes, on August 21st, an engraver, aged 40; and on September 10th, a grocer, aged 43.

475; 5. —; *Royton*. Pop. 7186.—Chol. 2; Diarr. 9.—The deaths from cholera were those of a shopkeeper, aged 46, at Trub Smithy, Thornham, and a cotton spinner, aged 30, at Downing-street, on September 12th. Diarrhoea was most prevalent in January.

475; 6. **OLDHAM**; *Crompton*. Pop. 6729.—Chol. 0; Diarr. 10.—Most of these deaths took place in the spring.

476; 1. **ROCHDALE**; *Butterworth Freeholdside*. Pop. 2313.—Chol. 2; Diarr. 1.—Cholera was fatal to a weaver and pensioner, aged 44, at Sungate, on August 13th; and to a carter, aged 21, at Stonepitfield, October 4th.

476; 2. —; *Butterworth Lordshipside*. Pop. 2775.—Chol. 0; Diarr. 1.

476; 3. —; *Castleton without*. Pop. 5860.—Chol. 3; Diarr. 5.—Two of the deaths from cholera occurred on July 29th, at Brimrod-lane and at Orchard, and the other, on August 23rd, at Balderstone.

476; 4. —; *Castleton within*. Pop. 8419.—Chol. 3; Diarr. 4.—Cholera was fatal at Milkstone, on September 16th; at Bell-street on September 28th; and at Church-lane, on October 8th.

476; 5. —; *Spotland-nearer-side*. Pop. 7537.—Chol. 3; Diarr. 5.—These deaths from cholera took place at College-street, on September 22nd; at Hamilton Buildings, on September 25th; and at Wham Bottom, on October 11th.

476; 6. —; *Spotland-farther-side*. Pop. 5211.—Chol. 2; Diarr. 3.—The deaths from cholera occurred at Dunisbooth, on February 3rd, and at Clapgate on July 6th.

476; 7. —; *Wardleworth*. Pop. 11400.—Chol. 4; Diarr. 14.—Cholera was first fatal to a male infant, aged 6 months, at John-street, on January 21st; the other cases occurred at Red Cross-street, on July 30th; at Yorkshire-street, on September 19th; and at Rope-street, on October 18th. The deaths from diarrhoea ranged between February 4th and October 19th.

476; 8. —; *Wuerdle*. Pop. 6875.—Chol. 2; Diarr. 8. The cases of cholera were those of a weaver, aged 44, at Smallbridge, on June 13th; and a weaver's wife, aged 41, at Hamerbottoms, on October 10th.

476; 9. —; *Blatchinworth*. Pop. 4456.—Chol. 1; Diarr. 5.—Cholera was fatal to a shoemaker, aged 55, at Littleborough Blatchinworth, on August 14th; duration of attack 2 days. 3 of the deaths from diarrhoea occurred in December.

476; 10. —; *Whitworth*. Pop. 5732.—Chol. 3; Diarr. 8.—On Feb. 1st a farmer's son, aged 7 months, died of cholera, after an attack lasting 30 hours, at Back Fields, Spotland; next case on February 22nd, at Bridge Mill, Spotland; and the last death on October 2nd, at Greave, Spotland.

477; 1. **HASLINGDEN**; *New-church*. Pop. 11668.—Chol. 3; Diarr. 13. The cases of cholera occurred on June 25th, at Edgeside; on September 17th, at Bridleway; and on September 24th, at Waterfoot. Diarrhoea prevailed chiefly from April 16th to September 7th; the exception being 3 cases in December.

477; 2. —; *Rosendale*. Pop. 7832.—Chol. 0; Diarr. 6.

477; 3. —; *Edenfield*. Pop. 4832.—Chol. 1; Diarr. 0.—This was the death of a labourer, aged 36, at Musden-head, Musbury, on December 4th, duration of attack 3½ days.

477; 4. —; *Haslingden*. Pop. 8239.—Chol. 1; Diarr. 6.—Cholera was fatal to a designer of colours at the market-place on September 3rd: duration of attack 8 hours; he had suffered from slight diarrhoea for 40 hours previous.

477; 5. —; *Accrington*. Pop. 8719.—Chol. 2; Diarr. 6.—The deaths from cholera were those of a block-cutter's widow, aged 62, at Black Abbey, on

June 14th; duration of attack 4 days: and a labourer's son, aged 4 months, at Grange, New Accrington, on August 4th; duration of attack 24 hours.

478; 1. *BURNLEY; Burnley*. Pop. 23546.—Chol. 28; Diarr. 20.—Diarrhœa was very prevalent in the early part of the year. A block-printer's wife died from cholera, on February 2nd, at Penny-street, Habergham Eves: it was not, however, until July 14th, that the next death from cholera took place. It then prevailed until November 24th, when the last case is recorded: several deaths occurred at Healey Wood, Thorny Bank, Cross-street, and Wood-street.

478; 2. —; *Padiham*. Pop. 7145.—Chol. 4; Diarr. 2.—The fatal cases of cholera occurred at Ightonhill-street, on June 24th; at Dame-street, on August 28th; at Syke-side Altham, on September 11th; and at Guy-street, on October 21st.

478; 3. —; *Colne*. Pop. 20761.—Chol. 0; Diarr. 4.

478; 4. —; *Pendle*. Pop. 2750.—Chol. 0; Diarr. 1.

479; 1. *CLITHEROE; Gisburn*. Pop. 3422.—Chol. 1; Diarr. 0.—This was the death of a farmer's wife, aged 40, at Rimmington, on September 17th; duration of attack 2 days, and she had diarrhœa for 3 days previously.

479; 2. —; *Slaidburn*. Pop. 2122.—Chol. 0; Diarr. 3.

479; 3. —; *Chipping*. Pop. 3746.—Chol. 0; Diarr. 3.

479; 4. —; *Clitheroe*. Pop. 10187.—Chol. 21; Diarr. 8.—The first death from cholera was that of a labourer's daughter, after an attack of 9 hours' duration, at Back Salford, on August 28th; after this it prevailed greatly in Russell-street, where 11 deaths took place, out of which number 7 were block-printers and their wives: the last case recorded is that of a labourer's wife, aged 54, at Shaw Bridge, on October 8th.

479; 5. —; *Whalley*. Pop. 3540.—Chol. 1; Diarr. 0.—This was the death of a railway labourer, aged 77, at Whalley, on May 18th; duration of attack 7 days.

480; 1. *BLACKBURN; Billington*. Pop. 1851.—Chol. 1; Diarr. 2.—Cholera was fatal to a railway labourer, aged 25, at Billington, on August 2nd, after an attack of 9 hours' duration.

480; 2. —; *Harwood*. Pop. 6114.—Chol. 3; Diarr. 8.—These deaths from cholera occurred at Rishton, on August 17th; at Oakenshaw, Clayton-le-moors, on October 9th; and at Great Harwood, on November 23rd.

480; 3. —; *Mellor*. Pop. 3682.—Chol. 0; Diarr. 0.

480; 4. —; *Blackburn*. Pop. 36629.—Chol. 35; Diarr. 59.—The first death from cholera was that of a bricklayer's son, aged 7 months, at 4 Mary Ann-street, on February 20th; second case on March 4th, at 81 Montague-street, a printer, aged 45; the next 2 cases were in July. In August the epidemic increased, and it prevailed until the end of September; one death, however, being recorded so late as November 18th, at 8 Jackson-street, a labourer, aged 38, after an attack of 4 days' duration. Diarrhœa was prevalent from January until the end of November.

480; 5. —; *Oswaldtwistle*. Pop. 8200.—Chol. 3; Diarr. 6.—The deaths from cholera took place at Cross, on October 26th; at Barlow-row, on December 3rd, and at Alletroyds, on December 11th.

480; 6. —; *Darwen*. Pop. 14003.—Chol. 3; Diarr. 6.—These fatal cases of cholera occurred on

September 14th at Chapels; on September 21st at Blackmoor; and on September 22nd at Henry-street.

480; 7. *CLITHEROE; Witton*. Pop. 4609.—Chol. 0; Diarr. 5.

481; 1. *CHORLEY; Brindle*. Pop. 6143.—Chol. 2; Diarr. 2.—Cholera was fatal to a quarryman's son, aged 10 months, at Wheelton, on January 25th, after an attack lasting one week; and to a cotton carder, aged 35, at Withnell, on September 22nd, after an attack of 22 hours' duration.

481; 2. —; *Leyland*. Pop. 8794.—Chol. 5; Diarr. 0.—The first death from cholera was that of a weaver's wife, aged 64, at Clayton-le-Woods, on June 17th; second case, at Euxton, on August 14th; and the other 3 deaths were those of a labourer's wife, daughter, and son, at Euxton, on October 17th and 18th.

481; 3. —; *Rivington*. Pop. 3166.—Chol. 3; Diarr. 3.—These deaths from cholera took place at Charnock Heath, on October 14th, 16th, and 17th.

481; 4. —; *Chorley*. Pop. 15970.—Chol. 11; Diarr. 8.—Cholera was first fatal on March 10th, to a spinner, aged 34, at Standish-street; the next two cases were on April 17th and May 8th; 2 deaths took place on September 24th, viz., a mother and son at Market-street: the last case was that of a book-keeper aged 33, at Standish-street, on November 6th; Standish-street and Market-street suffered most.

481; 5. —; *Croston*. Pop. 4763.—Chol. 7; Diarr. 2.—Excepting one case at Eccleston, on September 7th, all the deaths from cholera occurred at Croston, from August 21st to October 2nd; a joiner and his son died on September 30th.

482; 1. *PRESTON; Longton*. Pop. 6487.—Chol. 0; Diarr. 2.

482; 2. —; *Preston*. Pop. 50887.—Chol. 29; Diarr. 151.—Diarrhœa was very fatal in this sub-district, and prevailed throughout the year, though chiefly in July, August, September, and October; infant mortality was very great, upwards of $\frac{1}{3}$ of the deaths occurring amongst children under 2 years of age. Cholera first appeared in a fatal form on May 9th, at Holme Slack, in the case of a labourer's wife, aged 51; the next 2 deaths were in Vicar-street, on July 24th and 30th. Of the other cases, 12 took place in August; 8 in September; 5 in October; and the last on November 16th, at the House of Recovery, where 3 deaths had previously occurred: it was fatal to a labourer's widow and daughter, at 2 Bleasdale-street, on August 16th and 17th; to a spindle-maker and his twin daughters, at Snow-hill, on September 17th, 22nd, and 24th; and to a hatter's wife and son at Fitches-yard, on October 26th and 27th.

482; 3. —; *Walton-le-Dale*. Pop. 8493.—Chol. 4; Diarr. 10.—Excepting one case at Turner Green, Samlesbury, on September 8th, the deaths from cholera occurred at Moon's Mill, Walton-le-Dale, on September 15th, 16th, and 17th.

482; 4. —; *Alston*. Pop. 4676.—Chol. 0; Diarr. 4.

482; 5. —; *Broughton*. Pop. 6658.—Chol. 0; Diarr. 1.

483; 1. *FYLDE; Kirkham*. Pop. 8855.—Chol. 2; Diarr. 3.—These cases of cholera were those of a well-sinker's widow, aged 78, at Kirkham, on August 20th; and a flax-spinner, aged 27, at Kirkham, on November 12th.

483; 2. —; *Lytham*. Pop. 2547.—Chol. 0; Diarr. 3.

483; 3. —; *Poulton-le-Fylde*. Pop. 9538.—Chol. 2; Diarr. 3.—Cholera was fatal at Hawes Side, Marton, to a tailor, aged 62, on June 12th; and to a labourer's son, aged 10, on August 17th.

484; 1. GARSTANG; *Stalmine*. Pop. 3032.—Chol. 1; Diarr. 0.—This was the death of a labourer's widow, aged 54, at Pilling, on November 20th.
484; 2. —; *St. Michael*. Pop. 3456.—Chol. 0; Diarr. 0.
484; 3. —; *Garstang*. Pop. 6519.—Chol. 0; Diarr. 4.
485; 1. LANCASTER; *Ellel*. Pop. 4472.—Chol. 0; Diarr. 0.
485; 2. —; *Heaton*. Pop. 2474.—Chol. 2; Diarr. 0.—These were deaths of a boatman, aged 23, at Bare, on August 4th; and of a joiner's wife, aged 28, at Poulton, on August 14th.
485; 3. —; *Lancaster*. Pop. 17816.—Chol. 92; Diarr. 39.—Cholera commenced its ravages in this sub-district on July 24th, when a printer's daughter, aged 2, died at Moor-lane, after an attack lasting 6 hours; 3 other cases occurred in July: the epidemic then increased and prevailed throughout August, September, October, and November. The last 2 deaths took place on December 3rd and 12th, at Bridge-lane: it was most fatal in Henry-street, Bridge-lane, and Main-street Skerton; 11 deaths occurred in the Dispensary and House of Recovery. Diarrhœa was very prevalent in the early part of the year.
485; 4. —; *Caton*. Pop. 1984.—Chol. 0; Diarr. 0.

485; 5. LANCASTER; *Wray*. Pop. 2309.—Chol. 0; Diarr. 0.
485; 6. —; *Tunstal*. Pop. 866.—Chol. 0; Diarr. 0.
485; 7. —; *Arkholme*. Pop. 1017.—Chol. 0; Diarr. 0.
485; 8. —; *Warton*. Pop. 3822.—Chol. 0; Diarr. 0.
486; 1. ULVERSTONE; *Cartmel*. Pop. 4927.—Chol. 0; Diarr. 1.
486; 2. —; *Colton*. Pop. 3701.—Chol. 0; Diarr. 2.
486; 3. —; *Ulverstone*. Pop. 6101.—Chol. 1; Diarr. 13.—This case of cholera, was that of a female servant, aged 14, at Market-place, on October 31st; duration of attack 22 hours. 5 deaths from diarrhœa took place in the Union Workhouse.
486; 4. —; *Dalton*. Pop. 4899.—Chol. 1; Diarr. 2.—Cholera was fatal to a labourer, aged 48, at Seales, on July 26th; duration of attack 3 days.
486; 5. —; *West Broughton*. Pop. 3449.—Chol. 0; Diarr. 0.
486; 6. —; *Hawkshead*. Pop. 3670.—Chol. 1; Diarr. 0.—This was the death of a farmer, aged 61, at Sawrey-ground Township, on September 5th; duration of attack 17 hours.

IX. YORK DIVISION.

35. WEST RIDING.

487; 1. SEDBERGH; *Sedbergh*. Pop. 2268.—Chol. 0; Diarr. 0.
487; 2. —; *Garsdale*. Pop. 681.—Chol. 0; Diarr. 0.
487; 3. —; *Dent*. Pop. 1887.—Chol. 0; Diarr. 0.
488; 1. SETTLE; *Bentham*. Pop. 5418.—Chol. 0; Diarr. 0.
488 2. —; *Settle*. Pop. 5614.—Chol. 0; Diarr. 6.—The 6 deaths from diarrhœa all occurred at Giggleswick—2 males, 4 females—4 in January, 2 in October.
488; 3. —; *Long Preston*. Pop. 1749.—Chol. 0; Diarr. 1.
488; 4. —; *Kirkby Malham*. Pop. 868.—Chol. 0; Diarr. 0.
488; 5. —; *Arncliffe*. Pop. 447.—Chol. 0; Diarr. 0.
489; 1. SKIPTON; *Kettlewell*. Pop. 1244.—Chol. 0; Diarr. 0.
489; 2. —; *Gargrave*. Pop. 2031.—Chol. 0; Diarr. 0.
489; 3. —; *Barnoldswick*. Pop. 5732.—Chol. 0; Diarr. 0.
489; 4. —; *Kildwick*. Pop. 5874.—Chol. 1; Diarr. 1.—A labourer, aged 71, at Farnhill, July 22nd, of cholera. A farmer's son, aged 14 weeks, at Cowling, of diarrhœa, on December 5th.
489; 5. —; *Skipton*. Pop. 7826.—Chol. 4; Diarr. 3.—These 4 deaths from cholera occurred in September at Waller-hill, Carlton, Market-place, and Mill-fields—one male and 3 females. The first, September 4th, a boatman's wife, aged 47, at Waller-hill; the last September 29th, a gardener, aged 71, at Mill-fields.
489; 6. —; *Addingham*. Pop. 2968.—Chol. 2; Diarr. 0.—Both these deaths occurred in Addingham, in November—a male aged 75, and a female lodging-house keeper, aged 66, both after 24 hours' illness.

489; 7. SKIPTON; *Grassington*. Pop. 3060.—Chol. 0; Diarr. 0.
490; 1. PATELEY BRIDGE; *Ramskill*. Pop. 1237.—Chol. 0; Diarr. 0.
490; 2. —; *Pateley Bridge*. Pop. 3266.—Chol. 1; Diarr. 3.—The death from cholera occurred May 8th, a miller's son, aged 4 months, at Pateley Bridge. The 3 deaths from diarrhœa occurred in the Workhouse.
490; 3. —; *Thornthwaite*. Pop. 1582.—Chol. 1; Diarr. 0.—August 7th, farmer's son, aged 24 weeks, at West End, Fewstone.
490; 4. —; *Dacre Banks*. Pop. 1914.—Chol. 0; Diarr. 0.
491; 1. RIPON; *Markington*. Pop. 3011.—Chol. 0; Diarr. 2.
491; 2. —; *Ripon*. Pop. 8235.—Chol. 3; Diarr. 6.—The first death from cholera occurred June 2nd, a labourer's wife, aged 71, in High-street, Agnesgate. The second, August 31st, a wool-comber, aged 63, at Bedern-bank. The last, September 2nd, a labourer's daughter, aged 11, at Bridge Hewick.
491; 3. —; *Kirkby Malzeard*. Pop. 3398.—Chol. 0; Diarr. 5.—These were all children except one.
491; 4. —; *Sutton Howgrave*. Pop. 1863.—Chol. 0; Diarr. 0.
491; 5. —; *Dishforth*. Pop. 2394.—Chol. 0; Diarr. 0.
492; 1. KNARESBOROUGH; *Boroughbridge*. Pop. 3404.—Chol. 1; Diarr. 6.—This death from cholera occurred September 21st, a labourer's wife, aged 34, in Boroughbridge, after 9 hours' illness.
492; 2. —; *Harrogate*. Pop. 8248.—Chol. 1; Diarr. 8.—The death from cholera occurred June 20th, a labourer, aged 33, at Mill-lane, Follifoot.
492; 3. —; *Knaresborough*. Pop. 8000.—Chol. 49; Diarr. 20.—These deaths from cholera occurred in October and November, in Knaresborough and the township of Scriven, amongst weavers and

labourers at Bond-end Scriven, Briggate, High-street, Market-place, Church-lane, and Horsemill-yard. The first death registered from cholera occurred, August 19th, at Bond-end, a dealer in earthenware, aged 68. The last, December 7th, at Briggate, a tinner or tinman, aged 27. The cholera here was accompanied and preceded by several deaths from diarrhoea.

492; 4. **KNARESBOROUGH**; *Whixley*. Pop. 3247.—Chol. 0; Diarr. 2.

492; 5. —; *Wetherby*. Pop. 4354.—Chol. 2; Diarr. 3.—June 21st, a labourer, aged 23, in Wetherby, of cholera; also a labourer, aged 55, in Wetherby, October 29th.

493; 1. **OTLEY**; *Harewood*. Pop. 4198.—Chol. 0; Diarr. 0.

493; 2. —; *Fewston*. Pop. 1706.—Chol. 0; Diarr. 0.

493; 3. —; *Otley*. Pop. 9028.—Chol. 3; Diarr. 0.—A horsekeeper, a tailor, and a copper-plate printer's wife, aged 29, 55, and 31, September 3rd, 15th, 17th, in Westgate, Gay-lane, and Cambridge in Otley.

493; 4. —; *Yeadon*. Pop. 8086.—Chol. 3; Diarr. 6.—September 9th, a clothier, aged 37, at Guiseley, and a gardener's 2 children at Rawdon, of cholera.

493; 5. —; *Baildon*. Pop. 4062.—Chol. 0; Diarr. 0.

494; 1. **KEIGHLEY**; *Bingley*. Pop. 11850.—Chol. 1; Diarr. 8.—August 1st, a worsted spinner, aged 55, at Wesley, 12 hours' illness, from cholera.

494; 2. —; *Keighley*. Pop. 18014.—Chol. 5; Diarr. 6.—The first death from cholera, January 19th, a mechanic, aged 57, in Brunswick-street. The second, March 17th, a dressmaker, aged 34, at Silsden. July 24th, a labourer, aged 69, at Cat-hole, Silsden. August 14th, a joiner, aged 70, at Upper Green; and the last, November 18, a woolcomber's daughter, aged 4 months, at Beeks Silsden.

494; 3. —; *Haworth*. Pop. 6303.—Chol. 1; Diarr. 0.—September 4th, a butcher, aged 58, at Scar Hall.

495; 1. **TODMORDEN**; *Hebden Bridge*. Pop. 15018.—Chol. 7; Diarr. 9.—The first death registered here from cholera took place April 15th, a widow lady, aged 67, at Hankselough Wadsworth, after 2 hours' illness. The last, December 19th, a farmer's son, aged 16, at Law-hill, Erringden, after 24 hours' illness.

495; 2. —; *Todmorden*. Pop. 16638.—Chol. 5; Diarr. 15.—The first death from cholera occurred July 16th, a jobber, aged 57, at Brook-street, Todmorden, Langfield. The last, September 24th, a toll-collector's son, aged 5, at Wandsworth Mill.

496; 1. **SADDLEWORTH**; *Delph*. Pop. 9233.—Chol. 5; Diarr. 3.—The first death from cholera occurred August 3rd, a cotton-piecer, aged 25, in the New-road, near Lees. The last, September 13th, a farmer, aged 62, at Moscow, Highmoor.

496; 2. —; *Upper Mill*. Pop. 7596.—Chol. 0; Diarr. 2.

497; 1. **HUDDERSFIELD**; *Slaithwaite*. Pop. 7335.—Chol. 7; Diarr. 2.—The first 2 deaths from cholera, and one from diarrhoea complicated with dysentery; all occurred at Stubbin Marsden, Almondbury. August 12th, 20th, and 25th, labourers' sons, aged 15 months, 15, and 3. The others occurred at Dry Mill and Waterside in Slaithwaite. The last, a clothier's wife, aged 57, Water Side, October 10th.

497; 2. —; *Meltham*. Pop. 5968.—Chol. 4; Diarr. 10.—First death from cholera, January 3rd, a cotton-spinner's wife, aged 65, at Bunker's Hill.

The last, October 1st, a slubber's son, aged 3, at Lower Hey.

497; 3. **HUDDERSFIELD**; *Honley*. Pop. 6539.—Chol. 2; Diarr. 5.—The first death from cholera took place July 7th, a delver's daughter, aged one, at Honley. The second December 26th, a weaver, aged 71, at Shayhead.

497; 4. —; *Holmfirth*. Pop. 9761.—Chol. 3; Diarr. 1.—First death from cholera took place August 7th, a clothier's son, aged 4 months, at Bank End, Wooldale. October 5th, a clothier, aged 46, at Boothouse, Anstonley; and October 13th, a collier's widow, aged 39, at Underbank, Wooldale.

497; 5. —; *New-Mill*. Pop. 5495.—Chol. 1; Diarr. 1.—This death from cholera occurred on June 4th, a clothier, aged 71, at Lee-side, in Fulstone.

497; 6. —; *Kirkburton*. Pop. 10967.—Chol. 0; Diarr. 2.

497; 7. —; *Almondbury*. Pop. 9672.—Chol. 1; Diarr. 13.—This death from cholera occurred September 22nd, a weaver, aged 23, at Quarry-hill, after 49 hours' illness. The deaths from diarrhoea were most of them children teething.

497; 8. —; *Kirk Heaton*. Pop. 11930.—Chol. 1; Diarr. 2.—October 12th, a cloth finisher, aged 52, at Mould-green, Dalton.

497; 9. —; *Huddersfield*. Pop. 25068.—Chol. 20; Diarr. 26.—These occurred chiefly in August and September in clothiers' and cloth-dressers' families, at Paddock-head and Croppers-row. The first death from cholera occurred January 21st, a tailor, aged 50, Vagrant-office, Huddersfield. The last October 3rd, a cloth-dresser, aged 39, Croppers-row.

497; 10. —; *Lockwood*. Pop. 6407.—Chol. 3; Diarr. 7.—The first death from cholera occurred February 15th, a butcher, aged 38, at Rash Cliffe. The last, November 28th, a fulling miller's son, aged 2, at Crosland Moor.

497; 11. —; *Golcar*. Pop. 9869.—Chol. 10; Diarr. 2.—Most of these deaths from cholera occurred in September, nearly all females. The first took place February 3rd, a clothier, aged 65, at Leymoor, Golcar. The last, November 16th, a clothier's wife, aged 63, at Well-house.

498; 1. **HALIFAX**; *Rastrick*. Pop. 3881.—Chol. 1; Diarr. 0.—June 21st, a cloth-dresser's wife, aged 55, in Lerowtrees-lane.

498; 2. —; *Brighouse*. Pop. 8096.—Chol. 0; Diarr. 2.

498; 3. —; *Southowram*. Pop. 6478.—Chol. 1; Diarr. 0.—October 8th, a weaver's wife, aged 40, at Caddyfield.

498; 4. —; *Halifax*. Pop. 25118.—Chol. 13; Diarr. 26.—The first death from cholera occurred July 27th, a cardmaker's daughter, aged one month, at 41 Great Albion-street. The last took place December 12th, a labourer, aged 52, at Mearclough, Bottom Skircoat. Diarrhoea also prevailed.

498; 5. —; *Elland*. Pop. 10238.—Chol. 0; Diarr. 5.

498; 6. —; *Ripponden*. Pop. 7704.—Chol. 1; Diarr. 0.—September 5th, a farmer, aged 70, at Stott-hall, Rishworth.

498; 7. —; *Sowerby*. Pop. 13045.—Chol. 3; Diarr. 8.—The deaths from cholera occurred October 8th, 13th, and November 1st, in a cotton-twister, a boatman, and a millwright, aged 41, 55, and 66, at Mill Bank and Sowerby Bridge, Warley.

498; 8. —; *Luddenden*. Pop. 6312.—Chol. 0; Diarr. 0.

498; 9. —; *Ovenden*. Pop. 11799.—Chol. 2;

Diarr. 1.—The deaths from cholera took place August 22nd and September 6th, a spinner's widow, aged 55, and a labourer's son, aged 12, at Wheatley and Page-hill.

498; 10. HALIFAX; *Northowram*. Pop. 16402.—Chol. 6; Diarr. 4.—These were weavers, &c., at Madehouse-lane Shelf, Plowcroft, Haley Hill, Booth Town, and Only House, North Owsram, in August and September. The first death from cholera took place August 12th, the last October 3rd.

499; 1. BRADFORD; *Cleckheaton*. Pop. 7607.—Chol. 9; Diarr. 4.—These deaths from cholera occurred in August and September, in miners' and labourers' families, at Cleckheaton and Hunsworth. The first, August 15th, a banksman, 74, at Okenshaw. The last, October 23rd, a wire-drawer's son, aged 15, in Water-lane.

499; 2. —; *Drighlington*. Pop. 4561.—Chol. 14; Diarr. 3.—These were in miners' and labourers' families at Nethertown, Lamb Bottom in Drighlington. The first death from cholera took place August 1st, a nailmaker's daughter, aged 13, in Drighlington, her sister, aged 3, having died the day before of diarrhoea. The last death took place October 19th, a brickmaker's wife, aged 57, at Nethertown.

499; 3. —; *North Bierley*. Pop. 9512.—Chol. 6; Diarr. 3.—These were in miners' and labourers' families at Slack, Wibsey, and Odsall, in September and October. The first, a miner's son, aged 8 months, at Slack, September 4th. The last a miner, aged 35, also at Slack, October 20th.

499; 4. —; *Bowling*. Pop. 8918.—Chol. 14; Diarr. 10.—These were in labourers' and mechanics' families in Back-lane and Smiddles. The first death from cholera took place August 18th, a female spinner, aged 22, in Back-lane, after 9 hours' illness. The last, September 30th, a railway labourer, aged 35, at Smiddles, after 24 hours' illness.

499; 5. —; *Bradford East End*. Pop. 18128.—Chol. 210; Diarr. 64.—These deaths occurred chiefly in the families of woolcombers, weavers, and labourers in North Wing, Belgrave-street, New Leeds, Bradford Moor, Wellington-street, Melbourne-street, Spring-street, Wapping, Warwick-street, George-street, and Palladio's-buildings, Bolton-road, in June, July, August, September, October, and November. The first death from cholera took place June 7th, a smith's assistant, aged 55, at 103 North Wing, several deaths from diarrhoea having previously occurred. The last death from cholera took place December 28th, a labourer, aged 45, at 33 Spring-street.

499; 6. —; *Bradford West End*. Pop. 16432.—Chol. 76; Diarr. 79.—The deaths from cholera and diarrhoea are nearly equal. They were principally woolcombers' and labourers' families in Long Lands-street, Longcroft-place, Vagrant Office, Victoria-street, Providence-street, Thomas street, and Westgate-street. The deaths from diarrhoea preceded and accompanied those from cholera. The first death from cholera took place February 27th, a dröver, aged 47, at 12 Back-lane, from drinking. The second, on March 6th, a grocer, aged 71, in Gracechurch-street, after 3 days' illness. The third June 4th, a dram-shopkeeper's widow, aged 72, at 27 Lamb-lane. The cholera prevailed in August and September. The 2 last deaths from cholera took place December 4th and 17th, a labourer, aged 40, at Mill Bank, and a labourer, aged 20, in Thompson's-alley.

499; 7. —; *Horton*. Pop. 23237.—Chol. 60; Diarr. 51.—The majority of these deaths occurred

in the families of woolcombers, weavers, and labourers in Chapel-street, Hope-street, Duke-street, John-street, High-street, King-street, and Preston-place in the township of Horton. The first death from cholera took place June 9th, a domestic female servant, aged 19, in Chapel-lane. The second, a woolcomber's daughter, aged 9 months, in Portland-street. The last, December 5th, a blacksmith's daughter, aged 11, in Baldwin's Fold, Manningham. The cholera prevailed in August and September.

499; 8. BRADFORD; *Thornton*. Pop. 11135.—Chol. 2; Diarr. 5.—A delver's son, aged 11 months, August 13th, at New Halifax, and a single woman's son, aged 10 weeks, in Ball-street, after 32 hours' illness, died from cholera.

499; 9. —; *Wilsden*. Pop. 4598.—Chol. 2; Diarr. 3.—July 27th, a weaver, aged 42, at Pogg's Allerton, and October 2nd, a weaver, aged 60, at Crossley Hall, from cholera.

499; 10. —; *Shipley*. Pop. 3986.—Chol. 8; Diarr. 7.—The first death from cholera took place July 10th, a coal miner's son, aged 16 weeks, at Westgate. The last, October 15th, a carrier, aged 75, in Union Mill-yard, Shipley.

499; 11. —; *Idle*. Pop. 9903.—Chol. 10; Diarr. 6.—Most of these occurred at Windhill and Eccleshill in September. The first death from cholera took place January 8th, a clothier, aged 62, at Windhill, after 24 hours' illness, having suffered from dyspepsia for 3 or 4 months. The 2 next, September 18th, both at Windhill, a cloth burler, aged 29, and a clothier, aged 65. The last, October 12th, a clothier, aged 62, at Windhill.

499; 12. —; *Calverley*. Pop. 4142.—Chol. 1; Diarr. 3.—This death from cholera took place May 16th, a clothier's wife, aged 58, at Farsley.

499; 13. —; *Pudsey*. Pop. 10002.—Chol. 14; Diarr. 6.—These deaths from cholera took place chiefly in clothiers' families in October. The first, March 13th, a farmer, aged 81, at Delfend. The second July 6th, a cloth-weaver's daughter, aged 38 weeks, at Waterloo. The last, December 21st, a waste-dealer's daughter, aged 8 months, at Little-moor. Several deaths from cholera took place at Greenside.

500; 1. HUNSLET; *Wortley*. Pop. 16213.—Chol. 40; Diarr. 8.

500; 2. —; *Kirkstall*. Pop. 17831.—Chol. 69; Diarr. 12.

500; 3. —; *Chapelton*. Pop. 4538.—Chol. 0; Diarr. 0.

500; 4. —; *Whitkirk*. Pop. 3201.—Chol. 30; Diarr. 2.

500; 5. —; *Rothwell*. Pop. 5601.—Chol. 44; Diarr. 18.

500; 6. —; *Holbeck*. Pop. 16719.—Chol. 260; Diarr. 30.

500; 7. —; *Hunslet*. Pop. 15852.—Chol. 441; Diarr. 50.

The observations on the district of Hunslet will be found in the remarks, in foregoing pages.

501; 1. LEEDS; *South East Leeds*. Pop. 25151.—Chol. 796; Diarr. 111.

501; 2. —; *North Leeds*. Pop. 31143.—Chol. 521; Diarr. 96.

501; 3. —; *West Leeds*. Pop. 32447.—Chol. 122; Diarr. 60.

The observations on the district of Leeds will be found in the remarks, in foregoing pages.

502; 1. DEWSBURY; *Morley*. Pop. 4087.—Chol. 99; Diarr. 4.—Cholera became fatal in this sub-district on August 3rd, when a clothier, aged 80, died after an attack of 9 hours' duration, at Morley

Hole; it prevailed with severity throughout the month, and abated towards the middle of September. The last two cases took place on October 3rd and 13th, at Town End, Morley. The epidemic was most severely felt at Morley Hole, Morley Common, Morley Bottoms, Banks Hill, Town End, Middlethorp, and Troy Hill. It was most fatal in the families of clothiers, and several instances occurred of two members of the same family dying.

502; 2. *DEWSBURY; Batley*. Pop. 7076.—Chol. 53; Diarr. 21.—The first death from cholera was that of a blacksmith's son, aged 4, at Clark Green, on August 11th, the duration of attack being only 7 hours: the next cases occurred on August 13th, at Havercroft; and on August 14th and 18th, at New Batley. It prevailed until November 3rd, when the last death was recorded at Havercroft: it was severe at Havercroft and Brownhill, and chiefly in the families of clothiers. Several deaths from diarrhœa took place prior to cholera being prevalent.

502; 3. —; *Gomersal*. Pop. 8030.—Chol. 46; Diarr. 14.—Cholera was first fatal to a clothier, aged 78, at Birstal, on June 14th; the next two cases were on July 19th, at Birkenshaw, and on August 13th, at Birstal. No other death took place until September 6th: it then became prevalent, and continued so until November 16th, when the last death was recorded at Birkenshaw Bottoms. By far the greatest number of deaths took place at Birstal, the families of clothiers and coal-miners suffering most. In the Union Workhouse, Gomersal, 3 fatal cases occurred in addition to 4 of diarrhœa.

502; 4. —; *Liversedge*. Pop. 9525.—Chol. 3; Diarr. 4.—These deaths from cholera took place at Mill Bridge, on August 21st; at Milton Row, on August 29th; and at Dog House, on September 5th.

502; 5. —; *Mirfield*. Pop. 6919.—Chol. 1; Diarr. 1.—This case of cholera, was that of a labourer, aged 43, at Batty Ford, on October 2nd; the duration of attack being 2 days.

502; 6. —; *Dewsbury*. Pop. 10600.—Chol. 18; Diarr. 19.—After a prevalence of diarrhœa in July and August, cholera became fatal to 2 female children, aged respectively 7 and 8 years, at Dawgreen, on September 5th: the epidemic was confined to this month, excepting the last death, which took place on October 3rd, in Union-street. Dawgreen and Bradford-road suffered most. 4 deaths from diarrhœa took place in the Union Workhouse.

502; 7. —; *Soothill*. Pop. 4453.—Chol. 0; Diarr. 4.

502; 8. —; *Ossett*. Pop. 6078.—Chol. 3; Diarr. 5.—These deaths from cholera took place at Gawthorpe, on August 12th, and at Ossett, on September 18th and 24th.

502; 9. —; *Thornhill*. Pop. 3941.—Chol. 1; Diarr. 0.—This was the death of a bookkeeper, aged 61, at Thornhill, Lees, on August 23rd; duration of attack, 21 hours.

503; 1. *WAKEFIELD; Bretton*. Pop. 5399.—Chol. 3; Diarr. 0.—These deaths occurred at Emley, on September 1st; at Shitlington, on October 26th; and at Emley, on October 27th.

503; 2. —; *Sandall*. Pop. 6074.—Chol. 3; Diarr. 2.—Cholera was fatal at Fall Ing, Sandall, on September 16th; at Dircarr, Crigglestone, on October 10th and December 9th; the duration of attack being in each case 24 hours, 3 days, and 5 days respectively.

503; 3. —; *Stanley*. Pop. 6625.—Chol. 132; Diarr. 16.—A miner, aged 38, died of cholera at Hatfield-row, on June 21st; the next death was that of a mechanic, aged 25, at Lofthousegate, Wrenthorpe,

on August 13th: 6 other deaths took place in August, and 4 in September. Throughout October and November it prevailed most severely; the last death being that of a slubber, aged 26, in the Lunatic Asylum, on November 30th. The epidemic was very fatal at Cock Pit Houses, Stanley, and at East Moor; the virulence with which it prevailed in the Lunatic Asylum, Stanley, was most remarkable, there being no less than 102 fatal attacks, viz., in September, 1; in October, 86, and in November, 15. 8 deaths from diarrhœa also took place in the same institution.

503; 4. *WAKEFIELD; Wakefield*. Pop. 14754.—Chol. 86; Diarr. 36.—Cholera was very fatal in January, 19 deaths taking place from the 9th to the 24th of the month; but, with the exception of a labourer's wife at Blackburn's-yard, Kirkgate, on January 11th, and the son and daughter of a corn miller, at Low Mills, Wakefield, on January 16th and 21st, all the deaths took place at the House of Correction. Diarrhœa prevailed from May to August, but no other cases of cholera are recorded until August 23rd, when an iron-moulder's son, aged 9, died at Salt-pie-alley, Westgate: it then prevailed chiefly up to the end of October, although 3 deaths took place in November, and one as late as December 12th. Nelson-street and New-street suffered much, and one fatal case occurred at the Union Workhouse, on September 14th, and one on September 23rd at the House of Correction, in addition to the 16 which took place in January.

503; 5. —; *Horbury*. Pop. 2683.—Chol. 2; Diarr. 6.—Cholera was fatal to a shoemaker, aged 56, and a spinner, aged 78, at Horbury, on September 21st and 22nd.

503; 6. —; *Alverthorpe*. Pop. 5930.—Chol. 9; Diarr. 9.—The first death from cholera was that of a spinner, aged 69, at Westgate Common, on June 28th, duration of attack 3 days; of the other deaths, one took place on September 18th; 6 in October, and the last on November 11th: 6 of these cases took place at Thornes-lane.

503; 7. —; *Ardsley*. Pop. 2392.—Chol. 2; Diarr. 2.—These deaths from cholera were those of the wife and son of a miner, at West Ardsley, on October 6th and 11th; the duration of attack being 2 days and 8 days respectively.

503; 8. —; *Oulton*. Pop. 1789. Chol. 4; Diarr. 2.—3 of these deaths from cholera took place at Woodesford, on August 14th, September 12th and 29th, and the last at Oulton, on October 18th.

504; 1. *PONTEFRACT; Kippax*. Pop. 6734.—Chol. 9; Diarr. 2.—The first 2 deaths from cholera took place on January 18th, at Little Preston and Allerton Bywater; the next case was on March 25th, at Kippax: of the rest, 3 occurred in August; 2 in September, and the last on October 2nd, at Methley. It was most prevalent at Allerton Bywater, where 5 fatal cases took place.

504; 2. —; *Knottingley*. Pop. 10154.—Chol. 49; Diarr. 17.—Diarrhœa prevailed in January; and a mariner's widow, aged 45, died of cholera, after an attack of 48 hours' duration, at Knottingley, on January 31st. No other fatal case occurred until August 6th; its prevalence then extended, and continued chiefly to the end of October, although 2 deaths occurred on November 3rd, and 2 as late as December 11th: it was most fatal at Brotherton and Knottingley. The totals for the Pontefract district, as given in the tables, included 50 cholera and 18 diarrhœa for this sub-district, instead of 49 cholera and 17 diarrhœa.

504; 3. —; *Whitley*. Pop. 2585.—Chol. 4;

Diarr. 3.—Three of these deaths from cholera took place at Whitley, on February 7th, 8th, and 14th, and the other at Eggborough, on September 5th.

504; 4. PONTEFRAC; *Pontefract*. Pop. 9226.—Chol. 67; Diarr. 11.—Cholera prevailed at an early period of the year; 3 deaths occurring at Castleford, on January 24th, February 3rd and 18th, and 2 at Mere Whitwood, on February 20th and 22nd. Excepting one case on April 23rd, at Horsefair, no other death is recorded until September 13th; it was very fatal until the end of October; in November only one case took place; but from December 5th to the 26th, 15 deaths were registered, viz., 12 at Castleford and 3 at Glass Houghton. Several instances occurred of 2 members of the same family dying, and the epidemic was most severely felt at Castleford.

504; 5. —; *Ackworth*. Pop. 5629.—Chol. 4; Diarr. 3.—Three of the deaths from cholera took place at Ackworth, on September 9th, 14th, and 20th; and the other at North Elmsall, on November 2nd.

505; 1. ECCLESFIELD; *Roystone*. Pop. 3907.—Chol. 1; Diarr. 2.—A waterman, aged 44, died of cholera, at Royston on September 6th.

505; 2. —; *High Hoyland*. Pop. 3402.—Chol. 0; Diarr. 0.

505; 3. —; *Cawthorne*. Pop. 6096.—Chol. 8; Diarr. 7.—The first death from cholera was that of a labourer's wife, aged 57, at Cawthorne, on August 13th: all the other cases took place from September 2nd to 11th; and excepting one death at Gawber, they were all at Cawthorne.

505; 4. —; *Barnsley*. Pop. 16729.—Chol. 59; Diarr. 7.—Cholera was first fatal to a weaver's wife, aged 71, at Beckett-square, on July 9th, duration of attack 4 days: there were no other cases until September 6th; it then prevailed until December 8th, when the last death was recorded at Kingston-place. The epidemic prevailed most fatally at May-day Green, Wilson-piece, Union-street, Barebones, and Dawson-wall, where a weaver lost 3 daughters on November 6th and 7th: the families of weavers suffered very severely.

505; 5. —; *Darfield*. Pop. 2493.—Chol. 1; Diarr. 3.—This death from cholera was that of a coal-miner, aged 39, at Hemingfield, on September 14th.

505; 6. —; *Worsbrough*. Pop. 6879.—Chol. 30; Diarr. 2.—The first death from cholera was that of a waterman's wife, aged 38, on board a vessel at Worsbrough Bridge, on September 2nd; the next case occurred on September 3rd, at Worsbrough Common, and it continued prevalent until October 14th. Nearly all the deaths took place at Worsbrough Common and Worsbrough Bridge, and chiefly in the families of weavers and miners.

506; 1. WORTLEY; *Wortley*. Pop. 3135.—Chol. 0; Diarr. 0.

506; 2. —; *Penistone*. Pop. 4930.—Chol. 2; Diarr. 0.—There were the deaths of a female, aged 15, at Hoylandswain, on May 3rd; and a farmer, aged 65, at Gunthwaite, on September 2nd.

506; 3. —; *Bradfield*. Pop. 6318.—Chol. 0; Diarr. 1.

506; 4. —; *Ecclesfield*. Pop. 8832.—Chol. 3; Diarr. 9.—These deaths from cholera took place at Fox Hill, on June 30th; at Malin Bridge, on August 10th, and at Burncrop, on November 9th.

507; 1. ECCLESALL BIERLOW; *Nether Hallam*. Pop. 6259.—Chol. 12; Diarr. 8.—Cholera was first fatal to a silversmith and his daughter at Philadelphia, on August 27th and 31st; the last death

took place on October 6th, at Wentworth-street, where it was very prevalent.

507; 2. ECCLESALL BIERLOW; *Upper Hallam*. Pop. 2384.—Chol. 0; Diarr. 1.

507; 3. —; *Norton*. Pop. 1982.—Chol. 1; Diarr. 0.—This was the death of a labourer, aged 58, at Woodend, on October 1st.

507; 4. —; *Ecclesall Bierlow*. Pop. 21000.—Chol. 23; Diarr. 38.—After a prevalence of diarrhoea, cholera was first fatal on August 26th to a farmer's widow, aged 80, at 59 South-street; duration of attack 5 days. The epidemic continued prevalent until October 27th, when the last death occurred at 13 Carver-street: it was most fatal in the families of workers in cutlery.

508; 1. SHEFFIELD; *West Sheffield*. Pop. 16176.—Chol. 8; Diarr. 40.—First 2 deaths from cholera took place on January 4th at Broad-lane, and on February 27th at Charlotte-street; the next case was on August 28th at Newcastle-street: of the others, 3 took place in September and 2 in October. Diarrhoea was chiefly fatal from July to the end of October.

508; 2. —; *North Sheffield*. Pop. 25632.—Chol. 26; Diarr. 100.—Cholera was first fatal in the case of a coachmaker's daughter, aged 18 months, at 6 Court, Allen-street, on August 1st; 3 other deaths took place in August: the others were spread at intervals through September and October, the last case being at Court, Allen-street, on November 3rd. Diarrhoea prevailed in January, when 5 deaths took place; it was chiefly fatal, however, in August, September, and October: the families of operatives in cutlery suffered severely, and 17 deaths from diarrhoea took place in the Union Workhouse, in addition to one from cholera.

508; 3. —; *South Sheffield*. Pop. 14414.—Chol. 11; Diarr. 33.—The first death from cholera took place on June 26th at 57 Sydney-street; the next case was on August 30th at Forge-row: of the others, 4 occurred in September; 4 in October; and the last on November 4th. Diarrhoea prevailed from May 20th to November 26th; and the families of workers in cutlery suffered much.

508; 4. —; *Sheffield Park*. Pop. 11964.—Chol. 11; Diarr. 12.—Cholera was first fatal to a brace-bit maker's son at South-street, on May 7th; next case on July 22nd at Bellemont: of the others 8 took place in September and one on October 4th at Bernard-street.

508; 5. —; *Brightside*. Pop. 10089.—Chol. 36; Diarr. 14.—The first death from cholera was that of a file-smith's daughter, aged 6 weeks, at Pye Bank on August 21st; the next case occurred at Chapel-street on September 10th: it then prevailed until October 16th, when the last case was recorded at 11 Harvest-lane. Many deaths took place in Nursery-street, Neepsend, and Harvest-lane, and several instances occurred of two members of the same family dying: it was most prevalent in the families of workers in metal.

508; 6. —; *Attercliffe*. Pop. 4156.—Chol. 22; Diarr. 8.—Cholera was first fatal to a coal-miner's wife, aged 36, at Attercliffe, on September 8th; it then prevailed with much severity until October 2nd: the whole of the deaths took place at Attercliffe, and chiefly in the families of labourers, miners, and workers in metal.

508; 7. —; *Handsworth*. Pop. 2862.—Chol. 0; Diarr. 2.

509; 1. ROTHERAM; *Beighton*. Pop. 2849.—Chol. 1; Diarr. 0.—This was the death of a cordwainer, aged 56, at Treeton, on September 10th.

509; 2. **ROTHERHAM**; *Rotherham*. Pop. 8301.—Chol. 2; Diarr. 12.—Cholera was fatal to a labourer, aged 42, at Wickersley, on June 7th; and a labourer's wife, aged 40, at Ickles, on October 12th. Diarrhœa prevailed chiefly at Westgate, Wellgate, and Crofts; and 2 deaths took place in the Workhouse.

509; 3. —; *Kimberworth*. Pop. 8757.—Chol. 8; Diarr. 11.—Diarrhœa was chiefly prevalent in August and September. Cholera was first fatal on September 15th, to a fork-maker, aged 35, at College-road; of the other cases, 5 took place in October, and 2 on November 1st. 6 of the deaths from cholera occurred at Pool-green, Masbrough.

509; 4. —; *Wath*. Pop. 6314.—Chol. 19; Diarr. 6.—A labourer's wife, aged 19, died of cholera on February 28th, at Swinton: the next two deaths took place on August 28th and 30th; in September 8 cases occurred; in October 7; and the last death was recorded on November 3rd at Swinton; it was most prevalent at West Melton and Swinton.

509; 5. —; *Maltby*. Pop. 2564.—Chol. 0; Diarr. 3.

510; 1. **DONCASTER**; *Tickhill*. Pop. 6136.—Chol. 1; Diarr. 6.—This death from cholera was that of a labourer, aged 56, at Conisbrough, on November 30th. Diarrhœa prevailed most at Tickhill.

510; 2. —; *Barmbrough*. Pop. 5041.—Chol. 8; Diarr. 4.—The first death from cholera was that of a labourer's wife, aged 28, at Barmbrough, on October 6th; the other cases took place from October 31st to November 27th, the whole of them being at Mexbrough.

510; 3. —; *Doncaster*. Pop. 10455.—Chol. 58; Diarr. 22.—Diarrhœa prevailed in January; and a labourer, aged 44, died of cholera on January 3rd at Mail-Coach-yard, Frenchgate. No other death from cholera took place until August 22nd: it then continued prevalent until November 22nd; and was most fatal at Fisher-gate, Marsh-gate, and St. Sepulchre-gate: 11 deaths occurred in the Union Workhouse, in addition to 2 from diarrhœa.

510; 4. —; *Campsall*. Pop. 4910.—Chol. 10; Diarr. 0.—The first of these deaths was that of a carrier's wife, aged 67, at Askern, on September 6th; duration of attack 2 days: of the others 4 took place in October, 3 in November, and 2 on December 1st and 2nd: Arksey and Bentley suffered most.

510; 5. —; *Bawtry*. Pop. 5860.—Chol. 1; Diarr. 0.—This was the death of a tramp, aged 35, at Bawtry, on October 13th; duration of attack 41 hours.

511; 1. **THORNE**; *Epworth*. Pop. 3885.—Chol. 6; Diarr. 5.—These deaths from cholera took place at Epworth, from September 5th to 13th. Diarrhœa prevailed most in May.

511; 2. —; *Thorne*. Pop. 7703.—Chol. 60; Diarr. 7.—Cholera was first fatal to a waterman, aged 38, at Canal-lane, on July 29th; the next case was on August 19th: it then prevailed until October 25th; it was most fatal at Field-side, Back-street, and Fishlake.

511; 3. —; *Crowle*. Pop. 3728.—Chol. 4; Diarr. 0.—These deaths took place at Derrythorpe, Ameotts, on September 14th and 22nd; at Crowle on October 2nd, and at Althorpe on November 19th.

512; 1. **GOOLE**; *Swinefleet*. Pop. 3783.—Chol. 28; Diarr. 7.—Cholera was fatal to a labourer and a labourer's wife, at Reedness, on April 9th and

12th. No other death took place until August 18th: it then prevailed throughout the rest of August and September; 2 cases took place in October, and 2 on November, 17th and 21st: it was most fatal at Garthorpe and Swinefleet.

512; 2. **GOOLE**; *Goole*. Pop. 4664.—Chol. 40; Diarr. 16.—Cholera was fatal at an early period of the year; 4 deaths took place in the latter part of January, and 4 towards the end of March. Excepting one case in the Union Workhouse, Hook, on April 17th, no other deaths occurred until August 6th; it then continued prevalent throughout August and September: the last 2 deaths took place at Armin on October 7th, and on board a vessel in the Barge-dock on October 28th: it was most fatal in James-street, South-street, and Doyle-street. Diarrhœa prevailed most in September and October.

512; 3. —; *Snaith*. Pop. 4082.—Chol. 6; Diarr. 3.—The first death from cholera was that of an Irish vagrant, aged 35, at Snaith, on January 31st: the other cases took place at Rawcliffe on September 6th, 12th, and October 9th; and at Snaith on October 7th and 12th.

513; 1. **SELBY**; *Snaith*. Pop. 2427.—Chol. 3; Diarr. 3.—These deaths from cholera took place at Temple Hirst on January 16th and October 29th; and at Little Armin on January 28th.

513; 2. —; *Selby*. Pop. 9722.—Chol. 108; Diarr. 15. Cholera, which was very fatal in this sub-district in the latter part of 1848, continued to prevail until February 5th: a pause then took place until July 13th; from this time until November 12th it was very severe, principally, however, in August and September: it prevailed in a great number of streets in Selby, but with especial virulence at Millgate, Wide-street, Ousegate—and Finkle-street suffered, though to a less extent. In the Union Workhouse no less than 19 deaths took place, in addition to 2 from diarrhœa.

513; 3. —; *Riccall*. Pop. 2953.—Chol. 1; Diarr. 0.—This was the death of a waterman's daughter, aged 4, at Barlby on September 11th.

514; 1. **TADCASTER**; *Appleton Roebuck*.—Pop. 1228.—Chol. 6; Diarr. 1.—These deaths from cholera took place at Acaster, on July 22nd; and at Appleton Roebuck from August 15th to 23rd.

514; 2. —; *Aberford*. Pop. 6157.—Chol. 11; Diarr. 1.—Excepting one case at Crossgate Barwick, in Elmet, on October 30th, all the deaths from cholera took place at Lotherton-cum-Aberford, from October 18th to November 4th, and chiefly in the families of labourers.

514; 3. —; *Bramham*. Pop. 5482.—Chol. 1; Diarr. 0.—This was the death of a labourer, aged 50, at Thorner, on October 1st.

514; 4. —; *Tadcaster*. Pop. 5031.—Chol. 0; Diarr. 0.

514; 5. —; *Bilton*. Pop. 1667. Chol. 0; Diarr. 0.

36. EAST RIDING (with YORK).

515; 1. **YORK**; *Shelton*. Pop. 1864.—Chol. 0; Diarr. 0.

515; 2. —; *Bootham*. Pop. 12584.—Chol. 88; Diarr. 12.—On January 3rd, 2 deaths from cholera took place at the Union workhouse, Clifton: no other cases occurred until July 9th and 10th, when it was fatal to a shoemaker and his daughter at Friargate, St. Mary Castlegate. From this time until the middle of September it prevailed very fatally: it was severely felt in the parish of St. Mary Castlegate; Friargate, Middle Water Lane, and Kings Staith suffering much: in the Union Workhouse,

situated in the township of Clifton, no less than 27 deaths took place. The last 2 deaths occurred on October 6th and 14th. In only a few cases was the duration of the attack recorded.

515; 3. YORK; *Micklelegate*. Pop. 11449.—Chol. 18; Diarr. 13.—After several deaths from diarrhoea in the spring, cholera made its appearance fatally on July 16th, in the case of a cutler, aged 33, at Clementhorpe, who died in 10 hours from the commencement of the attack. The next 3 deaths took place on July 28th; it prevailed until September 19th, when the last case was recorded; Swan-street, Clementhorpe, and Beedhams-court, suffered most.

515; 4. —; *Walmgate*. Pop. 14373.—Chol. 61; Diarr. 31.—Cholera was fatal in 2 instances in this sub-district in January. A male infant, aged 7 months, died at 25 Bilton-street on January 17th, duration of attack 6 days; the second case being that of a servant housekeeper, aged 38, at Vicars-row, on January 23rd, duration of attack 24 hours. No other deaths took place until July 13th, after which it spread, and many deaths took place in Church-lane, Union-buildings, Duke of York-street, and Wenlock-street; the last 3 deaths were those of an innkeeper's widow, aged 63, a gentlewoman aged 53, and a farmer's daughter, aged 38, at 10 Lord Mayor's Walk, on October 3rd, 7th, and 11th.

515; 5. —; *Escrick*. Pop. 2807.—Chol. 4; Diarr. 0.—Three of the deaths occurred at Naburn on July 28th and 30th, and August 1st; and the last at Weldrake on August 5th.

515; 6. —; *Dunnington*. Pop. 2821.—Chol. 2; Diarr. 3.—The deaths from cholera were those of labourers' wives, at Dunnington on July 24th, and at Elvington on August 12th.

515; 7. —; *Flaxton*. Pop. 1880.—Chol. 1; Diarr. 1.—Cholera was fatal to a labourer's wife, aged 76, at Flaxton on January 13th, duration of attack 14 days.

516; 1. *POCKLINGTON*; *East Stamford Bridge*. Pop. 4374.—Chol. 1; Diarr. 1.—This death from cholera was that of a tailor, aged 48, at Low Catton, on August 3rd, duration of attack 5 days.

516; 2. —; *Pocklington*. Pop. 6121.—Chol. 4; Diarr. 4.—The deaths from cholera took place at Pocklington; the first being that of a tramp, aged 50, on September 2nd; the second a labourer, aged 43, on September 15th; and the last two a tailor and his son, aged 31 and 5 years respectively, on September 18th and 19th.

516; 3. —; *Market Weighton*. Pop. 4933.—Chol. 32; Diarr. 4.—Cholera was first fatal on July 24th to a stone-mason aged 40, in 4 days from the commencement of the attack; the next two deaths were on August 5th and 8th, but it was not until September 4th that it set in with virulence. The whole of the deaths took place at Market Weighton up to September 24th, when the epidemic ceased, except one case on November 30th at Bielby, when a labourer's son, aged one year, died after an attack of 7 days' duration; the deaths in the workhouse were on two days, the 11th and 12th of September, 5 fatal cases occurring on each day.

517; 1. *HOWDEN*; *Holme*. Pop. 1509.—Chol. 0; Diarr. 2.

517; 2. —; *Bubwith*. Pop. 2016.—Chol. 0; Diarr. 1.

517; 3. —; *Howden*. Pop. 6403.—Chol. 50; Diarr. 5.—Cholera was very fatal in the Howden Union Workhouse from January 5th to February 11th inclusive, 10 deaths took place in addition to 2 from diarrhoea. No other cases occurred until July

15th, when a labourer's son, aged 2, died at Skelton township, where also the 3 next cases took place on August 2nd, 9th, and 11th: the epidemic was most severely felt at Hemingbrough, Howden, and Skelton; several families lost two members. The last death occurred on October 19th at Sandhill.

517; 4. *HOWDEN*; *Newport*. Pop. 4335.—Chol. 8; Diarr. 0.—The deaths from cholera took place between August 17th and October 1st, the whole of them being those of males.

518; 1. *BEVERLEY*; *Cave*. Pop. 3956.—Chol. 3; Diarr. 0.—The deaths took place at South Cave on January 3rd, April 20th, and November 6th.

518; 2. —; *Beverley*. Pop. 10792.—Chol. 16; Diarr. 3.—The first two deaths from cholera occurred at Beckside on August 3rd and 7th; it afterwards prevailed severely at the Union Workhouse, where 11 deaths took place from August 13th to 23rd. The last two fatal cases were at Grove Hill-lane on October 2nd and November 7th.

518; 3. —; *Lockington*. Pop. 2776.—Chol. 0; Diarr. 0.

518; 4. —; *Leven*. Pop. 1430.—Chol. 1; Diarr. 0.—This was the death of a farmer's widow, aged 85, at Leven on July 2nd; duration of attack 7 days.

519; 1. *SCULCOATES*; *Sutton*. Pop. 6384.—Chol. 157; Diarr. 34.

519; 2. —; *Cottingham*. Pop. 2832.—Chol. 5; Diarr. 4.

519; 3. —; *Ferriby*. Pop. 1970.—Chol. 6; Diarr. 1.

519; 4. —; *Hessle*. Pop. 2235.—Chol. 6; Diarr. 1.

519; 5. —; *Hedon*. Pop. 2085.—Chol. 53; Diarr. 0.

519; 6. —; *Drypool*. Pop. 4029.—Chol. 60; Diarr. 18.

519; 7. —; *East Sculcoates*. Pop. 9437.—Chol. 207; Diarr. 46.

519; 8. —; *West Sculcoates*. Pop. 7245.—Chol. 162; Diarr. 40.

The observations on the district of Sculcoates will be found in the remarks, in foregoing pages.

520; 1. *HULL*; *Humber*. Pop. 11984.—Chol. 253; Diarr. 37.

520; 2. —; *St. Mary*. Pop. 6918.—Chol. 206; Diarr. 16.

520; 3. —; *Myton*. Pop. 22248.—Chol. 719; Diarr. 141.

The observations on the district of Hull will be found in the remarks, in foregoing pages.

521; 1. *PATRINGTON*; *Patrington*. Pop. 8680.—Chol. 4; Diarr. 0. These deaths were those of two labourers; of a sailor and of a farmer, on August 29th and 31st, and September 23rd and 26th.

522; 1. *SKIRLAUGH*; *Humbleton*. Pop. 1346.—Chol. 0; Diarr. 1.

522; 2. —; *Skirlaugh*. Pop. 2196. Chol. 2; Diarr. 7.—Cholera was fatal to a labourer aged 52, at Swine on September 9th, duration of attack 24 hours; and a labourer, aged 25, at Fareholme, Benningholme, on September 15th, after an attack of 15 hours' duration. 3 deaths from diarrhoea took place at the Workhouse.

522; 3. —; *Aldbrough*. Pop. 1707.—Chol. 2; Diarr. 1.—The deaths from cholera were those of a farmer, aged 62, at Aldbrough, on September 9th, duration of attack 3 days; and a blacksmith's wife, aged 71, at Withernwick, on September 12th, attack lasting 15 hours.

522; 4. —; *Hornsea*. Pop. 2306.—Chol. 0; Diarr. 3.

522; 5. SKIRLAUGH; *Brandesburton*. Pop. 1462.—Chol. 0; Diarr. 0.

523; 1. DRIFFIELD; *Foston*. Pop. 3122.—Chol. 0; Diarr. 0.

523; 2. —; *Driffild*. Pop. 6186.—Chol. 0; Diarr. 2.

523; 3. —; *Bainton*. Pop. 3722.—Chol. 2; Diarr. 0.—The deaths occurred at Bainton on September 6th and 9th, and were those of a labourer, aged 29, and a labourer's wife, aged 49.

523; 4. —; *Langtoft*. Pop. 3798.—Chol. 0; Diarr. 2.

524; 1. BRIDLINGTON; *Skipsea*. Pop. 1849.—Chol. 0; Diarr. 0.

524; 2. —; *Bridlington*. Pop. 7696.—Chol. 6; Diarr. 1.—The deaths from cholera took place between August 17th and September 28th, inclusive; 3 cases occurring at the Union Workhouse.

524; 3. —; *Hunmanby*. Pop. 3516.—Chol. 2; Diarr. 3.—Cholera was fatal to a labourer, aged 79, on May 31st; and to a grocer's widow, aged 50, on December 3rd, at Hunmanby.

37. NORTH RIDING.

525; 1. SCARBOROUGH; *Filey*. Pop. 3159.—Chol. 1; Diarr. 1.—The deaths from cholera occurred on August 6th at Muston, it was in a labourer, aged 53, after an attack of 3 days' duration. The diarrhoea case happened to a fisherman's widow, aged 81.

525; 2. —; *Scarborough*. Pop. 12188.—Chol. 7; Diarr. 5.—The first case occurred June 25th, at Staith, a master mariner, aged 63, after an attack of 12 hours' duration; the next case, July 24th, in the harbour, also a master mariner, aged 25, who died after an attack of only 8 hours' duration. The last case occurred September 7th, at Quay-street, a fisherman, aged 52. Of the diarrhoea cases, two occurred in the Union workhouse.

525; 3. —; *Hutton Bushell*. Pop. 4535.—Chol. 0; Diarr. 2.—These deaths were both of children under 2 years of age.

525; 4. —; *Sherburn*. Pop. 1415.—Chol. 0; Diarr. 0.

526; 1. MALTON; *Rillington*. Pop. 3930.—Chol. 1; Diarr. 1.—The cholera case took place September 11th, at Scampston, a carpenter's wife, aged 31. The case of diarrhoea happened also to a carpenter's wife, at Winteringham.

526; 2. —; *Westow*. Pop. 2933.—Chol. 0; Diarr. 5.—Of these deaths 3 were of children under 1 year.

526; 3. —; *Malton*. Pop. 8745.—Chol. 5; Diarr. 11.—The first death from cholera occurred August 2nd, Low-street, a labourer, aged 61, after an attack of 26 hours' duration. The next case took place at old Malton gate, Aug. 17th, in a labourer's wife, aged 46. The other 3 cases occurred in the Cholera Hospital, as follows, on August 18th and 19th, and September 3rd. Of the diarrhoea cases, 9 were in children under the age of one year.

526; 4. —; *Hovingham*. Pop. 2149.—Chol. 0; Diarr. 0.

526; 5. —; *Bulmer*. Pop. 3917.—Chol. 0; Diarr. 1.—This case occurred at Sherriiff Hutton, October 8th, a child, aged one month.

527; 1. EASINGWOLD; *Stillington*. Pop. 2794.—Chol. 0; Diarr. 2.—These deaths occurred at Sutton Forest and Stillington. A labourer's daughter, aged 3 weeks, and a female servant, aged 55.

527; 2. —; *Easingwold*. Pop. 6835.—Chol. 1; Diarr. 1.—The case of cholera occurred June 11th at Easingwold, in a joiner's daughter, aged 3, after an

attack of 18 hours' duration. The case of diarrhoea happened to a child aged 15 weeks.

527; 3. EASINGWOLD; *Coxwold*. Pop. 1650.—Chol. 0; Diarr. 0.

528; 1. THIRSK; *Topcliffe*. Pop. 1911.—Chol. 0; Diarr. 1.—This case took place at Dalton, January 8th, a child, aged 11 months.

528; 2. —; *Pickhill*. Pop. 1819.—Chol. 0; Diarr. 0.

528; 3. —; *Thirsk*. Pop. 5584.—Chol. 6; Diarr. 3.—The first case occurred August 3rd, at Morley; a labourer's widow, aged 72. The next case in the Union Workhouse, September 19th, a labouring woman, aged 58, after an attack of 10 hours' duration. The last case was at Millgate, December 20th, a coal agent, aged 27. Of the diarrhoea cases, 2 occurred in the Union Workhouse. The other 3 cases of cholera occurred at Sowerby.

528; 4. —; *Sutton*. Pop. 1565.—Chol. 2; Diarr. 1.—These cases of cholera occurred July 8th and 9th, at Gormers Sutton, the children of a farmer, aged 6 and 3.

528; 5. —; *Knayton*. Pop. 1844.—Chol. 0; Diarr. 0.

529; 1. HELMSLEY; *Helmsley*. Pop. 4827.—Chol. 0; Diarr. 3.

529; 2. —; *Oswaldkirk*. Pop. 2093.—Chol. 0; Diarr. 0.

529; 3. —; *Kirkby Moorside*. Pop. 5932.—Chol. 0; Diarr. 3.—These were the deaths of children under the age of one year.

530; 1. PICKERING; *Lastingham*. Pop. 1388.—Chol. 0; Diarr. 0.

530; 2. —; *Pickering*. Pop. 4145.—Chol. 1; Diarr. 1.—The case of cholera occurred September 5th, at Hay Stone Slack, a farmer's daughter, aged 12.

530; 3. —; *Sinnington*. Pop. 1081.—Chol. 0; Diarr. 0.

530; 4. —; *Allerston*.—Pop. 2565.—Chol. 0; Diarr. 0.

530; 5. —; *Lockton*. Pop. 510.—Chol. 0; Diarr. 1.—This case occurred at Lockton, December 2nd, a house steward's widow, aged 98.

531; 1. WHITBY; *Egton*. Pop. 3735.—Chol. 2; Diarr. 0.—These cases occurred at Glaisdale, January 19th and 23rd, a labourer and a labourer's wife.

531; 2. —; *Whitby*. Pop. 12326.—Chol. 8; Diarr. 7.—The first case of cholera occurred at Ruswarp, May 10th, a stonemason, aged 59 (*inquest*). The next fatal case was in Church-street, August 21st, a mariner, aged 25. Three other fatal cases occurred in Church-street, the last of which was on October 16th, a mariner's son, aged 8, after an attack of 17 hours' duration. Of the diarrhoea cases, 4 are under the age of 2 years, the other 3 being above the age of 70.

531; 3. —; *Lythe*. Pop. 4050.—Chol. 0; Diarr. 0.

532; 1. GUISBOROUGH; *Lofthouse*. Pop. 2347.—Chol. 0; Diarr. 0.

532; 2. —; *Marske*. Pop. 2562.—Chol. 2; Diarr. 0.—The first case occurred August 27th, at Saltbury, in the parish of Brotton, a coast-guard's son, aged 2. The other case was at Redcar, September 25th, a widow.

532; 3. —; *Kirk-Leatham*. Pop. 1877.—Chol. 0; Diarr. 1.—A child, aged 10 months.

532; 4. —; *Guisborough*. Pop. 2132.—Chol. 1; Diarr. 1.—The case of cholera occurred in the Workhouse, September 28th, a labourer, aged 50. The diarrhoea case was a child, aged 8 months.

- 532; 5. **GUISBOROUGH**; *Danby*. Pop. 1617.—Chol. 0; Diarr. 0.
- 533; 1. **STOKESLEY**; *Stokesley*. Pop. 6489.—Chol. 1; Diarr. 0.—This case occurred at Newby, August 18th, a farmer, aged 67, after an attack of 12 hours' duration.
- 533; 2. —; *Hutton*. Pop. 2499.—Chol. 0; Diarr. 0.
- 534; 1. **NORTHALLERTON**; *Appleton-upon-Wiske*. Pop. 2970.—Chol. 0; Diarr. 0.
- 534; 2. —; *Northallerton*. Pop. 9601.—Chol. 3; Diarr. 1.—The first case occurred at the House of Correction, January 21st, a labourer, aged 62 (*inquest*). The other 2 cases at Northallerton, February 1st, a labouring woman, aged 18, and October 31st, a tailor's wife, aged 30, after an attack of 12 hours' duration.
- 535; 1. **BEDALE**; *Bedale*. Pop. 5551.—Chol. 2; Diarr. 1.—These cases occurred at Leeming. The first took place August 31st, a labourer, aged 38, after an attack of 9 hours' duration; the other case of cholera occurred on September 10th, a rag-gatherer's wife, aged 40, attacked 24 hours. The case of diarrhoea was that of a labourer's widow, aged 79.
- 535; 2. —; *Masham*. Pop. 3062.—Chol. 0; Diarr. 1.—The case occurred at Masham, July 22nd, a tailor, aged 56.
- 536; 1. **LEYBURN**; *Middleham*. Pop. 4307.—Chol. 0; Diarr. 0.
- 536; 2. **LEYBURN**; *Leyburn*. Pop. 5641.—Chol. 0; Diarr. 1.—This case occurred at Leyburn, January 26th, a draper and tailor, aged 69.
- 537; 1. **ASKRIGG**; *Askrigg*. Pop. 3374.—Chol. 0; Diarr. 1.—This case occurred September 28th, at Worton, a blanket manufacturer, aged 65.
- 537; 2. —; *Hawes*. Pop. 2351.—Chol. 1; Diarr. 1.—The case of cholera occurred September 18th, at Hawes, a labourer, aged 72. The case of diarrhoea happened to an infant, aged 10 days.
- 538; 1. **REETH**; *Muker*. Pop. 2874.—Chol. 0; Diarr. 1.—This death occurred December 26th, at Muker, in a miner's son, aged 21 months.
- 538; 2. —; *Reeth*. Pop. 3884.—Chol. 0; Diarr. 0.
- 539; 1. **RICHMOND**; *Richmond*. Pop. 6968.—Chol. 1; Diarr. 2.—The case of cholera occurred at Bargate, September 7th, a rag-gatherer, aged 24, after an attack of 24 hours' duration. Both of the diarrhoea cases occurred in September. One in a tailor, aged 54; the other in a child, aged 6 months.
- 539; 2. —; *Catterick*. Pop. 3020.—Chol. 2; Diarr. 0.—These cases occurred at Catterick, September 10th and 13th, in a weaver's widow, aged 40, and a labourer, aged 56, after an attack of 32 hours.
- 539; 3. —; *Newsham*. Pop. 1655.—Chol. 0; Diarr. 3.
- 539; 4. —; *Aldborough*. Pop. 1820.—Chol. 0; Diarr. 0.

X. NORTHERN DIVISION.

38. DURHAM.

- 540; 1. **DARLINGTON**; *Darlington*. Pop. 16629.—Chol. 3; Diarr. 46.—The deaths from cholera were those of a store-keeper, aged 58, August 24th, at 84 Northgate; a weaver, aged 27, October 24th, at the Workhouse; and a publican, aged 51, October 27th, at Tubwell-row. Excepting one case on March 25th, and another on June 24th, all the deaths from diarrhoea occurred in August, September, and October; Blackwellgate, Skinnergate, Northgate, and Bondgate, suffered most.
- 540; 2. —; *Aycliffe*. Pop. 4858.—Chol. 1; Diarr. 1.—This was the death of a platelayer, aged 53, on July 23rd, at Aycliffe.
- 541; 1. **STOCKTON**; *Yarm*. Pop. 10198.—Chol. 87; Diarr. 17.—First fatal case of cholera on July 27th, when a sailor, aged 35, died in King-street: it prevailed extensively in the parishes of Yarm and Middlesborough; in Garbutt-street, Dacre-street, North-street, and Market-place Middlesborough, many deaths took place; the last person to whom cholera was fatal was a fisherman's widow at Yarm, on November 16th.
- 541; 2. —; *Stockton*. Pop. 13184.—Chol. 21; Diarr. 19.—The first death from cholera was that of a sailor, aged 63, at Blackbull-yard, on July 15th; last fatal attack on November 12th, when a labourer's wife, aged 61, died at Victoria-yard.
- 541; 3. —; *Hartlepool*. Pop. 10563.—Chol. 138; Diarr. 23.—On July 7th, at Silver-street, a labourer's wife died of cholera after an attack of 12 hours' duration, this being the first death recorded: this was followed by the deaths of two mariners in George-street, on July 24th. The disease prevailed to a great extent in Tweddle-street, Wells-street, and North Wells-street, Chapman-street, Cleveland-street, and Croft-street; the labouring and seafaring population appear to have suffered most: the last death occurred on October 25th, at Darlington-place, a joiner aged 39 years.
- 541; 4. **STOCKTON**; *Sedgefield*. Pop. 5970.—Chol. 2; Diarr. 3.—Cholera was fatal to a labourer, aged 21, at Ferry-hill, on August 23rd; and a pitman, aged 26, at Red-row, Cornforth, on October 28th.
- 542; 1. **AUCKLAND**; *Bishop Auckland*. Pop. 14520.—Chol. 5; Diarr. 15.—First death from cholera was a cartman's wife, aged 38, at Leasingthorne, on March 24th: no other death till August 31st; and the three other cases occurred on December 20th, 23rd, and 27th; the latter being a pitman's daughter, aged 8, at Blue-row. Nine deaths from diarrhoea happened in the families of pitmen.
- 542; 2. —; *Hamsterley*. Pop. 7468.—Chol. 3; Diarr. 0.—Cholera was fatal on September 10th to a platelayer, aged 27, at Crook; on September 14th, to a labourer aged 21, at Woodfield, Crook, and Billy-row; and on December 26th, to a pitman aged 17, at West Auckland.
- 543; 1. **TEESDALE**; *Staindrop*. Pop. 4954.—Chol. 0; Diarr. 0.
- 543; 2. —; *Barnard Castle*. Pop. 8591.—Chol. 138; Diarr. 6.—Cholera was very fatal in Barnard Castle, commencing on August 17th, when a carpet weaver, aged 23, died: its prevalence then increased, and throughout September it was very virulent. The greatest number of deaths occurred on September 20th, 21st, and 22nd, when no less than 23 fatal cases are recorded: it declined towards the end of the month, and prevailed with diminished force in the early part of October, and the last two deaths took place on October 18th and November 6th. Females suffered to a greater extent than males; and in the families of carpet weavers the

epidemic made great ravages, and many instances occurred of two or more members of the same family being carried off. In many cases, the duration of the attack was very short.

543; 3. TEESDALE; *Middleton*. Pop. 6028.—Chol. 0; Diarr. 0.

544; 1. WEARDALE; *St. John*. Pop. 4382.—Chol. 0; Diarr. 5.

544; 2. —; *Stanhope*. Pop. 3706.—Chol. 3; Diarr. 1.—The deaths from cholera are those of a quarryman, on July 2nd, aged 45; a labourer, on July 4th, aged 40; and a miner's widow, on September 26th, aged 58, all at Stanhope.

544; 3. —; *Wolsingham*. Pop. 2086.—Chol. 1; Diarr. 0.—A miller, on May 8th, aged 67, at Bradley Burn.

545; 1. DURHAM; *Tanfield*. Pop. 4489.—Chol. 0; Diarr. 0.

545; 2. —; *Lanchester*. Pop. 6434.—Chol. 1; Diarr. 16.—Cholera was fatal to a shoemaker, on September 8th, aged 37, at Cutler's Hall, Benfield-side. 4 deaths from diarrhoea took place at Leadgate, Iveston, and 4 at High Conside.

545; 3. —; *St. Oswald*. Pop. 9473.—Chol. 68; Diarr. 11.—A fatal case of cholera took place on January 19th, at New Elvet, where a labourer's wife, aged 36, died. No other death took place, until a pitman, aged 44, died after an attack of 20 hours' duration, at New-row, Elvet, on May 29th. It then spread with rapid and fatal effect, particularly at Framwell Gate and New Elvet; 8 deaths occurred in the Union Workhouse, in addition to 5 from diarrhoea. The last death from cholera took place on October 4th, when a hawker's daughter, aged 10 years, died at New Elvet, after an attack of 11 hours.

545; 4. —; *St. Nicholas*. Pop. 18457.—Chol. 123; Diarr. 13.—First death from cholera took place at Ludworth, Shadforth, a viewer's widow, aged 70. It was almost exclusively confined to this locality, and in the families of pitmen, until June 4th, a pitman then died at West Hetton, Coxhoe. It was very fatal in June at Cassop Moor, Quarrington Hill, and Coxhoe Hill; 2 sons and a daughter of a pitman died at 15 Quarrington Hill, on June 19th, 20th, and 24th: it prevailed greatly at Pitlington in August; Blackgate, Coxhoe, in October; Long-row, Coxhoe, in November; and Oxclose, Coxhoe, in December: several families lost two members. The last death was that of a labourer's wife, aged 56, at Oxclose, on December 31st.

546; 1. EASINGTON; *Easington*. Pop. 15740.—Chol. 72; Diarr. 9.—First death from cholera on March 30th, at Wingate,—a pitman's wife, aged 46. Two deaths occurred at the same place in April, but it was not until August that it set in with virulence: it prevailed greatly in August and September, in the families of mariners at Seabam Harbour, and throughout the epidemic at South Hetton amongst the mining population. Several fatal cases took place at Haswell in September and October; and 17 deaths occurred in October at Murton colliery. Last 2 deaths on October 30th, a sailor's widow, aged 70, and a pitman, aged 36, at Murton colliery.

547; 1. HOUGHTON-LE-SPRING; *Houghton-le-Spring*. Pop. 8466.—Chol. 12; Diarr. 8.—First fatal case of cholera occurred on August 28th, at Stott's Pastures, Newbottle, an ironfounder's wife, aged 39; last death a pitman's widow, aged 60, at Philadelphia Township, Newbottle, on September 18th.

547; 2. —; *Hetton-le-Hole*. Pop. 7604.—

Chol. 10; Diarr. 3.—Cholera was fatal to a sawyer, aged 50, on February 13th, at West Rainton, at which place several deaths took place, as also at Brick Garth. Last death, a pitman, aged 52, at Brick Garth, on February 28th.

548; 1. CHESTER-LE-STREET; *Chester-le-Street*. Pop. 10057.—Chol. 67; Diarr. 7.—No fatal case of cholera was recorded until August 6th, when a labourer, aged 37, died at Edmondsley colliery, Waldrige: it prevailed extensively in September at Bourn Moor; in September and October at Chester-le-Street: many families lost 2 members. Last death, a tanner's wife, aged 47, at Chester-le-Street, October 24th.

548; 2. —; *Harraton*. Pop. 8300.—Chol. 67; Diarr. 3.—A pitman, aged 14, died of cholera at Waggon-row, Usworth, on January 28th. 10 deaths occurred in February at Waggon-row, at Fatfield and Chartershaugh, Harraton. After this, no fatal cases are recorded until August 13th, at Eighton-banks, Lamesley, at which place it was very virulent throughout September, amongst the mining population; a pitman and his 2 sons died at Peal's Houses, on October 9th and 10th, where also a blacksmith and his wife died. Last death at Birtley, on October 17th, a pitman's widow, aged 72.

549; 1. SUNDERLAND; *North Bishop-Wearmouth*. Pop. 14774.—Chol. 53; Diarr. 17.—First death from cholera took place on March 11th, a shipwright's daughter, aged 3 months, at 15 Dunning-street. Several deaths occurred at Pallion and at Deptford; 4 deaths at the Workhouse and 2 at the Infirmary. Last fatal case, on October 29th, at Farrington-row, a weaver, aged 82.

549; 2. —; *South Bishop-Wearmouth*. Pop. 11424.—Chol. 18; Diarr. 16.—Cholera was first fatal at Sunnyside, on March 18th, a deceased blacksmith's daughter, aged 31. With the exception of one on March 19th, and one on April 10th, no other death is recorded till August 7th, at 41 Wear-street, where a master mariner's wife, aged 35, died after an attack of 13 hours' duration. Several deaths took place at Middle-street, Little Gate: the son and daughter of a tanner died at 3 Church-lane. Last 2 deaths at 57 Brougham-street, a female, aged 77, and a male, aged 8, on September 27th and 28th.

549; 3. —; *East Sunderland*. Pop. 9497.—Chol. 141; Diarr. 14.—First death from cholera took place on March 10th, at 13 Moorgate-street, a blacksmith, aged 18; it was particularly fatal from the 10th to the 31st of March, prevailing principally at Minorca, Robinson's-lane, Silver-street, and Fitters'-row. With the exception of one case, on April 13th, no other fatal attack is recorded until August 1st: from this time its ravages extended through August, September, and October, and, in addition to the places before mentioned, its severity was much felt in Moorgate-street, Ropery-lane, Vine-street, and East-street: several families lost more than one member. The last death was on October 28th, a painter's wife, aged 27, at Northumberland-place.

549; 4. —; *West Sunderland*. Pop. 8038.—Chol. 96; Diarr. 13.—On January 2nd, cholera was fatal to a mariner's wife, aged 49, at 30 Covent Garden-street: no other death until March 10th, when it set in with severity, particularly in Low-street; Market open, Church-street, where a butcher, his wife, and infant son died; Lombard-street; Golden-alley; Arras-lane; High-street; Queen-street, where 2 sons and a daughter of a butcher died; Bank-street; Baines-lane; Union-lane; and

Church-street, where 3 female children of a pilot died. Last death, on November 7th, a mason's wife, aged 28, at Arras-lane.

549; 5. *SUNDERLAND; Monkwearmouth.*—Pop. 12493.—Chol. 55; Diarr. 12.—Cholera was very fatal in this sub-district in the latter part of 1848. One death is recorded on January 1st, 1849, at a colliery—a miner, aged 35; also 3 deaths in April, but it was not until July that it again prevailed extensively. It was most felt in Fighting Cock-yard, Hedworth-street, William-street, and Wear-street. Last death, on November 1st, a cordwainer, aged 55, at Hedworth-place.

550; 1. *SOUTH SHIELDS; Westoe.* Pop. 16231.—Chol. 124; Diarr. 51.—First death from cholera was that of a master mariner's son, aged 18, at Johnston's Hill, on January 21st. Two deaths occurred in February; 3 in March at Union-alley; one in June. After July 10th its prevalence extended, and it became very fatal in Carpenter-street, Archers Hill, Corstorphine Town, and Temple Town; a pipe-maker's 3 children died at 33 Brunswick-street, on October 11th and 12th: 11 deaths took place at the Union Workhouse. Last fatal case on November 14th, at 22 Green-street, where a stone-mason's wife, aged 30, died.

550; 2. —; *South Shields.* Pop. 12682.—Chol. 77; Diarr. 15.—Cholera was first fatal on February 13th, to a pitman's wife, aged 25, at Weaver's-row, Yarrow; it prevailed greatly in Wapping-street, Shadwell-street, and chiefly in the families of the seafaring population; several instances occurred of two persons dying in the same house. Last death, on November 2nd, a labourer's son, aged 13, at Church Jarrow.

551; 1. *GATESHEAD; Heworth.* Pop. 7008.—Chol. 23; Diarr. 6.—First death took place on February 10th, at Felling Shore, a waterman's wife, aged 36; excepting one on February 14th, no other fatal case is recorded until August 31st, a waterman's wife at Felling Shore, at which place, and at Heworth Shore and Lane, most of the deaths occurred. Last death, on October 16th, a labourer, aged 21, at Felling Shore.

551; 2. —; *Gateshead.* Pop. 19505.—Chol. 164; Diarr. 26.—On January 8th, a shoemaker, aged 57, died of cholera, at Pipewell-gate, at which place it raged with great intensity throughout the months of January and February. In March, one death, and in May 3 deaths took place. On August 12th it again began to increase, prevailing most at Wreckenton; 11 deaths occurred in the Union Workhouse, and 20 in the Wreckenton Lunatic Asylum. Last fatal case, on October 8th, a waterman, aged 72, at the Workhouse.

551; 3. —; *Whickham.* Pop. 4319.—Chol. 45; Diarr. 1.—On January 13th a waterman's son, aged 2, died of cholera at Dunston: it was also very fatal at Swalwell in February and August, and Dunston in September and October. Last death, on October 31st, an engine-man's son, aged 3, at Dunston.

551; 4. —; *Winlaton.* Pop. 7915.—Chol. 25; Diarr. 2.—First death from cholera took place on February 4th at Winlaton Hill; it prevailed most in September at Cottage-row, Blaydon, and Blaydon Slaith. Last death, on October 6th, a forge-man's daughter at Cottage-row.

39. NORTHUMBERLAND.

552; 1. *NEWCASTLE-UPON-TYNE; Westgate.*—Pop. 13785.—Chol. 32; Diarr. 19.

552; 2. *NEWCASTLE-UPON-TYNE; St. Andrew.*—Pop. 13320.—Chol. 8; Diarr. 26.

552; 3. —; *St. Nicholas.* Pop. 15066.—Chol. 30; Diarr. 25.

552; 4. —; *All Saints.* Pop. 21474.—Chol. 118; Diarr. 35.

552; 5. —; *Byker.* Pop. 8199.—Chol. 107; Diarr. 12.—The observations on the district of Newcastle-upon-Tyne will be found in the remarks, in foregoing pages.

553; 1. *TYNEMOUTH; Wallsend.* Pop. 4758.—Chol. 36; Diarr. 1.

553; 2. —; *North Shields.* Pop. 13291.—Chol. 291; Diarr. 31.

553; 3. —; *Tynemouth.* Pop. 13958.—Chol. 113; Diarr. 28.

553; 4. —; *Longbenton.* Pop. 8711.—Chol. 75; Diarr. 8.

553; 5. —; *Earsdon.* Pop. 7508.—Chol. 182; Diarr. 17.

553; 6. —; *Blyth.* Pop. 7393.—Chol. 118; Diarr. 4.—The observations on the district of Tynemouth will be found in the remarks, in foregoing pages.

554; 1. *CASTLE WARD; Ponteland.* Pop. 7229.—Chol. 5; Diarr. 0.—First death from cholera on September 6th, at Horton Grange, a labourer, aged 24; the other 4 cases occurred on September 16th, 18th, 22nd, and November 9th.

554; 2. —; *Stamfordham.* Pop. 7308.—Chol. 12; Diarr. 3.—A waggoner's son, aged one, died of cholera on May 25th, at Leamington; no other case occurred until August 4th, when a sailor's widow, aged 73, died at Bells Close; all the subsequent cases took place at Newburn and Walbottle; the last two on November 6th.

555; 1. *HEXHAM; Bywell.* Pop. 6450.—Chol. 3; Diarr. 2.—First death from cholera occurred on August 29th at Blanchland; second and third, on September 14th and 30th, at Wylam.

555; 2. —; *Hexham.* Pop. 9116.—Chol. 10; Diarr. 8.—Cholera prevailed in February at the Workhouse, where 4 deaths took place; the first 2 on February 18th; in July and August 4 females died from diarrhoea and old age in the Workhouse. The last fatal case of cholera occurred on October 26th at Market-street.

555; 3. —; *Allendale.* Pop. 7637.—Chol. 0; Diarr. 1.

555; 4. —; *Chollerton.* Pop. 4724.—Chol. 0; Diarr. 2.

556; 1. *HALTWHISTLE; Haltwhistle.* Pop. 5949.—Chol. 2; Diarr. 2.—First death from cholera, on September 27th, an agricultural labourer, aged 30, at the workhouse; second case, on October 4th, a butcher, aged 31, at Haltwhistle.

557; 1. *BELLINGHAM; Bellingham.* Pop. 3577.—Chol. 0; Diarr. 0.

557; 2. —; *Kirkwhelpington.* Pop. 3885.—Chol. 0; Diarr. 0.

558; 1. *MORPETH; Morpeth.* Pop. 6995.—Chol. 7; Diarr. 4.—First case of cholera on March 20th at Manchester-lane; no other death took place until September 14th, when it was fatal to a farmer's wife, at New Houses Farm; one death occurred at the Workhouse; the last case was on October 13th, at Old Chapel, Chantry Place. 3 of the deaths from diarrhoea took place early in November.

558; 2. —; *Bedlington.* Pop. 7993.—Chol. 29; Diarr. 5.—The first death from cholera was that of a traveller from Ireland, aged 26, at East Thirston, on March 8th; the next case was on August 27th at Newbiggin; the third on October

4th at Bedlington, where, after November 2nd, it prevailed with great severity, several families losing 2 members: the epidemic was not fatal after November 27th.

559; 1. *ALNWICK; Warkworth.* Pop. 6416.—Chol. 5; Diarr. 5. The first 2 deaths from cholera occurred at Warkworth Harbour on September 3rd and 7th, 2 mariners, aged respectively 40 and 46. The last case took place on September 27th at Amble Link House.

559; 2. —; *Alnwick.* Pop. 6637.—Chol. 127; Diarr. 11.—The first fatal cases of cholera were those of a mason's wife, daughter, and son, who died at Monkhouse-square, on September 17th and 18th. Several deaths followed on September 23rd at Clayport-street and Greenbat: it prevailed with remarkable virulence at Clayport-street throughout the epidemic; Bondgate-street also suffered much, and several families lost 2 members: 5 deaths took place at the Dispensary, Dispensary-street, in October. The last fatal case occurred on October 31st at Crofthouse, a clergyman's son, aged 3 months.

559; 3. —; *Embleton.* Pop. 5746.—Chol. 10; Diarr. 1.—Cholera first appeared fatally at Boulmer, on August 7th, when a grocer's wife, aged 52, died, her husband being the next victim on August 13th. 7 of the deaths occurred at Boulmer; 2 at Longhoughton; and the last, on September 30th, at Newton-by-the-Sea.

560; 1. *BELFORD; Belford.* Pop. 6436.—Chol. 3; Diarr. 4.—The deaths from cholera took place at Belford, on October 18th, 24th, and 30th. No males died of cholera or diarrhoea during the year.

561; 1. *BERWICK; Islandshire.* Pop. 3502.—Chol. 3; Diarr. 0.—First death, a female aged 53, at Scremerston, on September 23rd; second at Aucroft Moor, on September 27th; and the third at Fenwick on October 8th.

561; 2. —; *Berwick-upon-Tweed.* Pop. 13686.—Chol. 45; Diarr. 4.—Cholera prevailed in this sub-district early in the year, the first case being on January 2nd, at the Workhouse, where also 2 other deaths took place in this month. A remarkable mortality occurred in the family of a fisherman, at Shore Houses Spittal, where between January 6th and 12th, the man, his wife, and 3 children died. With the exception of 2 cases in February, and 2 in April, no deaths took place until September 17th, when it again became very prevalent, 4 more fatal cases occurring at the Workhouse; the Parade, Chapel-street, and Castlegate, also suffered: the last case was on December 6th at Ness Gate.

561; 3. —; *Norhamshire.* Pop. 3757.—Chol. 28; Diarr. 2.—Cholera was fatal, on January 2nd, to a pauper's daughter at Hornchurch. Excepting in June and July, it prevailed until November, chiefly, however, in September. Norham and Cornhill suffered most: the last death was at Norham on November 20th.

562; 1. *GLENDAL; Ford.* Pop. 7224.—Chol. 10; Diarr. 8.—Cholera was prevalent in the sub-district in the latter part of 1848; the first death in 1849 occurred on January 2nd at Milfield, Berry Hill, Wark Carham, and West Newton; Kirknewton suffered most; the last death took place on October 26th at Kilham Kirknewton.

562; 2. —; *Wooler.* Pop. 6993. Chol. 1; Diarr. 1.—This case of cholera occurred at the Union Workhouse on April 2nd, an Irish labourer, aged 27.

563; 1. *ROTHBURY; Rothbury.* Pop. 5477.—Chol. 0; Diarr. 0.

563; 2. *ROTHBURY; Elsdon.* Pop. 1820.—Chol. 0; Diarr. 0.

40. CUMBERLAND.

564; 1. *ALSTON; Alston.* Pop. 6062.—Chol. 0; Diarr. 1.

565; 1. *PENRITH; Penrith.* Pop. 10061.—Chol. 0; Diarr. 4.

565; 2. —; *Greystoke.* Pop. 5084.—Chol. 3; Diarr. 0.—The first death from cholera was that of a farmer's wife, on January 24th, at Hole House Skelton. The other fatal cases were on the 7th and 16th of September, in females aged 45 and 27, they being travelling pedlars.

565; 3. —; *Kirk Oswald.* Pop. 5868.—Chol. 1; Diarr. 1.—A husbandman died of cholera at High Hesket, on 16th November.

566; 1. *BRAMPTON; Hayton.* Pop. 2628.—Chol. 1; Diarr. 1.—Cholera was fatal to an iron-merchant's assistant, at Cumwhitton, on 30th September.

566; 2. —; *Brampton.* Pop. 4873.—Chol. 0; Diarr. 2.

566; 3. —; *Walton.* Pop. 3032.—Chol. 0; Diarr. 0.

567; 1. *LONGTOWN; High Longtown.* Pop. 3269.—Chol. 0; Diarr. 0.

567; 2. —; *Low Longtown.* Pop. 6452.—Chol. 1; Diarr. 0.—A weaver's son, on January 24th.

568; 1. *CARLISLE; Wetheral.* Pop. 3571.—Chol. 1; Diarr. 2.—A stonemason's wife died of cholera at Cumwhinton, April 29th.

568; 2. —; *St. Cuthbert.* Pop. 11116.—Chol. 10; Diarr. 17.—The first fatal case of cholera in 1849, was recorded January 8th, when a labourer's daughter died at Court-square, English-street, after an attack of 8 hours' duration. 3 deaths occurred at the gaol, English-street. After February 15th, no deaths took place until August 6th, when it proved fatal to a railway clerk's son, aged 3, at 15 Jackson's-place, Botchergate; this was the last death. Diarrhoea prevailed throughout the year, principally between April 13th and December 12th.

568; 3. —; *St. Mary.* Pop. 12624.—Chol. 40; Diarr. 19.—Cholera was present in this sub-district in the latter part of 1848. The first death in 1849 took place January 2nd, at Irish Damside, when, after an attack of 5 days' duration, it was fatal to a labourer's daughter, aged 11 years. In the House of Recovery 11 deaths took place. At Eden Cottage it was fatal to the twin son and daughter, aged 10 months, of the captain of a passage-boat. The epidemic was very prevalent in Caldcoats, in Bridge-street, and at Irish Damside, and the families of the weaving population suffered much. After March, a few deaths occurred at intervals; the latest being December 14th, at Rickergate, a shoemaker's daughter, aged 15.

568; 4. —; *Stanwix.* Pop. 3324.—Chol. 0; Diarr. 0.

568; 5. —; *Burgh.* Pop. 1548.—Chol. 0; Diarr. 0.

568; 6. —; *Dalston.* Pop. 3976.—Chol. 0; Diarr. 0.

569; 1. *WIGTON; Wigton.* Pop. 10674.—Chol. 1; Diarr. 12.—Cholera was fatal to a female mendicant, aged 26 (being at the time pregnant), at Market Hill, September 23rd. 5 deaths from diarrhoea in the Union Workhouse.

569; 2. —; *Abbey Holme.* Pop. 7019.—Chol. 1; Diarr. 0.—A surgeon, aged 33, at Stenkhill, on November 24th.

569; 3. WIGTON; *Caldbeck*. Pop. 5672.—Chol. 0; Diarr. 0.

570; 1. COCKERMOUTH; *Keswick*. Pop. 6001.—Chol. 5; Diarr. 0.—First death from cholera took place on June 25th, a single woman, aged 25; last death on September 11th, a weaver's wife, aged 30.

570; 2. —; *Cockermouth*. Pop. 9481.—Chol. 60; Diarr. 11.—After a prevalence of diarrhoea, the first death from cholera happened to a sempstress, aged 60, at St. Helens-street, where several other deaths took place: in Main-street, Waterloo-street, Skinner-street, and Papcastle, many fatal cases occurred. The last death was that of a draper's son, aged 3 years, at Crown-street, November 4th.

570; 3. —; *Workington*. Pop. 9424.—Chol. 167; Diarr. 14.—Cholera was first fatal to a blacksmith at the Quay, on 9th August. The epidemic prevailed severely at Priest-gate, in Pow-street, Church street and lane, Griffin-street, and Brow Top. The families of mariners and coalminers suffered greatly. The last death was that of a labourer's wife, aged 51, on November 8th, at Camerton.

570; 4. —; *Maryport*. Pop. 10775.—Chol. 50; Diarr. 2.—The first death registered from cholera was that of a sailor, who died at sea, in the passage between Dublin and Maryport: this was followed by the death of a blacksmith, aged 47, at Furnace-road, August 9th. More than one-fourth of the deaths took place in Kirby-street; several also occurred in Furnace-lane, Crosby-street, and Queen-street; the last on November 12th, when a shipwright's son, aged 9 years, died at Senhouse-street.

571; 1. WHITEHAVEN; *Harrington*. Pop. 5925.—Chol. 8; Diarr. 3.—The first fatal case of cholera was that of a shoemaker's daughter, aged 5 years, August 27th, at Harrington Harbour, at which place all the deaths took place; the last a labourer, aged 53, on October 12th.

571; 2. —; *Whitehaven*. Pop. 11854. —Chol. 38; Diarr. 22.—Cholera was first fatal on May 25th, to a labourer's son aged 4 years, at 66 Queen-street; diarrhoea prevailed, but no other fatal case of cholera until August 22nd. After this time it rapidly increased: three deaths took place at 3 New Town:

several deaths took place at this part, and also in Peter-court and Peter-street. On November 23rd, a miner's wife, aged 22, died at Banks-lane, which was the last death from cholera.

571; 3. WHITEHAVEN; *St. Bees*. Pop. 6790.—Chol. 29; Diarr. 12.—First death from cholera was that of a spinster, aged 28, at Hensingham on April 30th: three children of a single woman died at 4 Cunnings-lane New houses; two fatal cases at 25 Gibbs Preston Quarter, in which neighbourhood many deaths occurred: the last case is recorded on November 30th, a single-woman's daughter, aged 18 months, at Bransty-lane.

571; 4. —; *Egremont*. Pop. 5419.—Chol. 4; Diarr. 1.—Cholera was first fatal to a labourer's daughter, aged 3, at Gosforth, September 2. Last death September 25th, a labourer, aged 51, at Wellington-row, Egremont parish.

572; 1. BOOTLE; *Muncaster*. Pop. 2166.—Chol. 0; Diarr. 0.

572; 2. —; *Bootle*. Pop. 3350.—Chol. 0; Diarr. 0.

41. WESTMORLAND.

573; 1. EAST WARD; *Appleby*. Pop. 5290.—Chol. 0; Diarr. 0.

573; 2. —; *Kirkby Stephen*. Pop. 5690.—Chol. 1; Diarr. 0.—A straw-bonnet maker, aged 27, on July 26th.

573; 3. —; *Orton*. Pop. 2829. Chol. 0; Diarr. 0.

574; 1. WEST WARD; *Morland*. Pop. 4079.—Chol. 0; Diarr. 0.

574; 2. —; *Lowther*. Pop. 3889.—Chol. 0; Diarr. 1.

575; 1. KENDAL; *Ambleside*. Pop. 5744.—Chol. 0; Diarr. 2.

575; 2. —; *Grayrigg*. Pop. 3815.—Chol. 0; Diarr. 1.

575; 3. —; *Kirkby Lonsdale*. Pop. 6684.—Chol. 0; Diarr. 1.

575; 4. —; *Kendal*. Pop. 12021.—Chol. 0; Diarr. 12.

575; 5. —; *Milnthorpe*. Pop. 6413.—Chol. 0; Diarr. 0.

XI. WELSH DIVISION.

42. MONMOUTHSHIRE.

576; 1. CHEPSTOW; *Shire-Newton*. Pop. 4849.—Chol. 0; Diarr. 1.

576; 2. —; *Chepstow*. Pop. 6862.—Chol. 2; Diarr. 13.—These deaths from cholera were those of a labourer, aged 18, at Chepstow, on June 12th, and a labourer, aged 67, at Mathern, on September 11th; 8 deaths from diarrhoea occurred in the Union Workhouse.

576; 3. —; *Lydney*. Pop. 5065.—Chol. 0; Diarr. 0.

577; 1. MONMOUTH; *Coleford*. Pop. 9163.—Chol. 2; Diarr. 3.—Cholera was fatal to a cabinet-maker, aged 38, at Newland, on September 14th; and a gentlewoman, aged 36, at Newland, on October 24th.

577; 2. —; *Dingestow*. Pop. 5298.—Chol. 0; Diarr. 0.

577; 3. —; *Monmouth*. Pop. 6197.—Chol. 19; Diarr. 2.—First death from cholera took

place at the Workhouse on June 6th, when a labourer, aged 75, died after an attack of 17 hours' duration: all the deaths occurred between June 6th and June 19th; and, with the exception of a mother and daughter at Chippenham Gate-street, all the fatal cases were at the Union Workhouse.

577; 4. MONMOUTH; *Trelleck*. Pop. 4647.—Chol. 1; Diarr. 0.—A waterman, aged 38, at Landago, on July 12th.

578; 1. ABERGAVENNY; *Llanarth*. Pop. 1861.—Chol. 0; Diarr. 1.

578; 2. —; *Llanvihangel*. Pop. 1820.—Chol. 0; Diarr. 0.

578; 3. —; *Abergavenny*. Pop. 7256.—Chol. 9; Diarr. 13.—First death from cholera on August 7th, a female, aged 59, at King David: at the Workhouse 4 deaths took place. Last fatal case on September 6th, a cordwainer, aged 26, at Mill-street; diarrhoea prevailed previous and subsequently to the appearance of cholera.

578; 4. —; *Blaenavon*. Pop. 6223.—Chol. 1;

Diarr. 8.—Cholera was fatal to a miner's daughter, aged 20, on September 17th, at Blaenavon after suffering 3 days from diarrhoea, which she had neglected; duration of the cholera attack 36 hours.

578; 5. ABERGAVENNY; *Aberystroth*. Pop. 11272. Chol. 223; Diarr. 11.—The first fatal case of cholera recorded was that of a boiler-maker, aged 42, at Blaina on June 8th; second death on June 10th; third death on July 1st. A pause then took place until July 31st, when it broke out at Nanty Glo with extraordinary violence: at which place, together with Blaina, its presence was most marked during August and September; a few deaths occurred at Garn Vach, and at Coalbrook Vale; Ebber Vale suffered chiefly in October; it was very fatal among the iron-working and coal-mining population. Last death on November 28th, a roller's wife, aged 23, at Blaina.

578; 6. —; *Tredegar*. Pop. 19929.—Chol. 203; Diarr. 33.—First fatal case of cholera took place on January 3rd, when a collier's wife, aged 57, died at Sirhowy: diarrhoea then prevailed; and on May 19th, another death from cholera occurred. Towards the end of June, its prevalence became fatally conspicuous: Rumney and Bedwelty suffered severely, as also at a later period did Tredegar, Sirhowy, and Victoria; the mining and metal-working population died in great numbers. Last death on November 29th, when a metal-breaker's son, aged 4 years, died at Sirhowy.

578; 7. —; *Rock Bedwelty*. Pop. 2484.—Chol. 2; Diarr. 0.—Both deaths at Blackwood. A tailor, aged 65, on July 22nd, and a collier's widow, aged 57, on August 2.

579; 1. PONTYPOOL; *Pontypool*. Pop. 18280.—Chol. 61; Diarr. 6.—First fatal case of cholera took place on June 5th, when a brazier's wife, aged 50, died at Trevechin: its prevalence was most marked at Trosnant in July, and Enyscoy in August. 10 deaths occurred in the cholera hospital. Last death, a Wesleyan minister's wife, aged 73, at Trosnant, on September 20th.

579; 2. —; *Llangibby*. Pop. 2632.—Chol. 6; Diarr. 2.—All the deaths from cholera took place in the parish of Lanwrethva: the first on August 15th, a cinder-filler, aged 38; the last death on September 7th, a puddler, aged 30.

579; 3. —; *Usk*. Pop. 4126.—Chol. 2; Diarr. 1.—These deaths from cholera were those of a labourer, aged 22, at the House of Correction on May 27th, and a labourer, aged 40, at Barn in Frostrey on June 24th.

580; 1. NEWPORT; *Caerleon*. Pop. 5822.—Chol. 15; Diarr. 3.—First death from cholera occurred on May 29th, at Caerleon, a washerwoman, aged 45; all the deaths occurred at Caerleon, and in the parish of Christchurch. Last fatal case on September 30th, a female, aged 27, at Christchurch parish.

580; 2. —; *Newport*. Pop. 13766.—Chol. 209; Diarr. 25.—First fatal case of cholera on May 10th, when a painter's wife, aged 29, died at Friars-fields: its prevalence increased in June, and continued until the beginning of October. It was very fatal in Cross-street, Mellons-bank, Newmarket, Pentonville, Pillgwenlly, Fothergill-street, and Queen's-parade. Last death on October 2nd, at Pillgwenlly, a carpenter, aged 43.

580; 3. —; *St. Woollos*. Pop. 5765.—Chol. 18; Diarr. 1.—Cholera broke out at Marshfield on June 12th, when the wife, two sons, and two daughters of a labourer died after attacks varying from 5 hours to 15 hours' duration: it prevailed in the parish of Llantarnam, chiefly in the early part

of September. Last death on November 22nd at Cwm-bran, a roller's daughter, aged one year.

580; 4. NEWPORT; *Mynyddyslwyn*. Pop. 7704.—Chol. 4; Diarr. 2.—Cholera was first fatal on July 16th at Bedwas, to a shopkeeper's wife, aged 51. Last death on September 10th at Bryn, a collier's wife, aged 53.

43 SOUTH WALES.

GLAMORGANSHIRE.

581; 1. CARDIFF; *Caerphilly*. Pop. 6554.—Chol. 24; Diarr. 8.

581; 2. —; *Cardiff*. Pop. 13922.—Chol. 360; Diarr. 61.

581; 3. —; *St. Nicholas*. Pop. 4530.—Chol. 3; Diarr. 1.

581; 4. —; *Llan-trisaint*. Pop. 7551.—Chol. 9; Diarr. 5.

The observations on the district of Cardiff will be found in the remarks, in foregoing pages.

582; 1. MERTHYR TYDFIL; *Gelligaer*. Pop. 6278.—Chol. 30; Diarr. 2.

582; 2. —; *Lower Merthyr Tydfil*. Pop. 18289.—Chol. 462; Diarr. 28.

582; 3. —; *Upper Merthyr Tydfil*. Pop. 18974.—Chol. 1005; Diarr. 64.

582; 4. —; *Aberdare*. Pop. 9322.—Chol. 185; Diarr. 3.

The observations on the district of Merthyr Tydfil will be found in the remarks, in foregoing pages.

583; 1. BRIDGEND; *Maesteg*. Pop. 6994.—Chol. 33; Diarr. 6.—No fatal case of cholera is recorded in this sub-district prior to July 22nd, when a labourer, aged 23, and a single woman, aged 20, died at Cwmdru, where nearly all the deaths took place, chiefly among the mining population. The last death was on September 13th at Cwmdru, a single woman's son, aged 15 months.

583; 2. —; *Cowbridge*. Pop. 6449.—Chol. 4; Diarr. 2.—The first and the last death from cholera occurred in Cowbridge, on June 4th and October 21st respectively; the other 2 cases were on August 10th, at Batslays in Lantwit Major, and on September 30th at Lanblethian.

583; 3. —; *Bridgend*. Pop. 7912.—Chol. 50; Diarr. 0.—The epidemic was first fatal in the case of a horsekeeper, aged 57, at Cefn Cwse on July 8th; 7 other deaths occurred in this month. In August its prevalence increased; the places which suffered most being the Pyle Works, Kenfig Hill, Newcastle, Oldcastle, and Aberkenfig. No case is recorded later than September 18th.

584; 1. NEATH; *Margam*. Pop. 7944.—Chol. 241; Diarr. 20.

584; 2. —; *Neath*. Pop. 7768.—Chol. 245; Diarr. 28.

584; 3. —; *Ystradvalltey*. Pop. 2738.—Chol. 38; Diarr. 0.

584; 4. —; *Ystradgynlais*. Pop. 5698.—Chol. 107; Diarr. 5.

584; 5. —; *Cadoxton*. Pop. 5103.—Chol. 90; Diarr. 6.

584; 6. —; *Llansamlet*. Pop. 3375.—Chol. 17; Diarr. 2.

The observations on the district of Neath will be found in the remarks, in foregoing pages.

585; 1. SWANSEA; *Llandilo-talybont*. Pop. 4880.—Chol. 6; Diarr. 0.—The whole of the deaths occurred in the parish of Llangafelach; the first on June 18th, and the last on August 7th.

585; 2. —; *Llangafelach*. Pop. 9001.—

Chol. 108; Diarr. 3.—Cholera was first fatal on May 31st, in the case of a labourer's son, aged 4, at Morriston; this was followed by 2 deaths in June and 3 in July. In August and September it prevailed very fatally, Morriston and Penclawdd, suffering most; several families lost 2 members, and the mining and metal-working population appear most frequently in the death-list. The epidemic seems to have subsided after October 30th, on which day the last death is recorded, a copperman's daughter, aged 15, at Caebaddell.

585; 3. SWANSEA; *Swansea*. Pop. 18278.—Chol. 133; Diarr. 25.—Cholera first broke out in the gaol, where 2 deaths occurred on July 14th, and 3 others subsequently during the month: it spread rapidly and was very fatal in Bethesda St. Green Hill, High-street, and Strand; all classes of operatives suffered, and females to a much greater extent than males: it declined in September, and after October 7th its presence is no longer marked.

585; 4. —; *Gower*. Pop. 6490.—Chol. 15; Diarr. 4.—The period during which cholera was fatal, ranged from August 12th to September 10th, and excepting 2 cases at Gellyhir Ilston, all the deaths took place at Newton and Mumbles, chiefly in the families of farmers and labourers. In only one instance is the certificate of a medical practitioner noted.

CARMARTHENSHIRE.

586; 1. LLANELLY; *Loughor*. Pop. 2728.—Chol. 0; Diarr. 0.

586; 2. —; *Llanelly*. Pop. 9266.—Chol. 29; Diarr. 10.—One death from cholera occurred on May 19th at Wern; the next case was on July 18th, but it was not until September that it became prevalent; Wern and Forge suffered most, chiefly families of colliers and coppermen. The last 2 deaths took place at Pottery-row, on October 30th and November 2nd.

586; 3. —; *Pembrey*. Pop. 4413.—Chol. 16; Diarr. 1.—The first death from cholera occurred on September 1st at Castell; the epidemic was chiefly confined to the borough of Kidwelly; Water-street, and Bailiff-street, suffering most. The last death was on November 6th, at Tynewydd.

586; 4. —; *Llan-non*. Pop. 3775.—Chol. 0; Diarr. 0.

587; 1. LLANDOVERY; *Llandausaint*. Pop. 942.—Chol. 1; Diarr. 0.—This death occurred on June 10th at Pontaber, a labourer, aged 42.

587; 2. —; *Llangadock*. Pop. 2604.—Chol. 7; Diarr. 0.—Cholera became fatal on July 26th, in the case of a labourer, aged 68, at Cwmant-male; all the other cases were in August, the last death being a collier's daughter, aged 4, at Penygraig, on August 30th.

587; 3. —; *Llansadwrn*. Pop. 1745.—Chol. 0; Diarr. 0.

587; 4. —; *Myddfai*. Pop. 1073.—Chol. 0; Diarr. 1.

587; 5. —; *Llandingat*. Pop. 2345.—Chol. 6; Diarr. 3.—The deaths from cholera occurred between the 13th and 17th of September at Cross-lane, Queen-street, and High-street. There were 2 deaths from diarrhoea in the Workhouse.

587; 6. —; *Llanfairary-bryn*. Pop. 1649.—Chol. 0; Diarr. 0.

587; 7. —; *Llanwrttyd*. Pop. 779.—Chol. 0; Diarr. 0.

587; 8. —; *Cilycwm*. Pop. 1481.—Chol. 0; Diarr. 1.

587; 9. —; *Conwil Cayo*. Pop. 2108.—Chol. 0; Diarr. 0.

588; 1. LLANDILOFAWR; *Talley*. Pop. 2050.—Chol. 3; Diarr. 0.—These were the deaths of females: at Cwmyrmyrm on July 26th; at Cwmgwyddil on August 6th; and at Bontgarregishaf on August 27th.

588; 2. —; *Llanfynydd*. Pop. 1528.—Chol. 1; Diarr. 0.—This was the death of a collier, aged 27, at Trycwmychaf on August 17th.

588; 3. —; *Llangathen*. Pop. 3221.—Chol. 7; Diarr. 0.—The whole of these deaths occurred in the parish of Llaneywad, the first on September 6th and the last on November 13th.

588; 4. —; *Llandilo*. Pop. 4793.—Chol. 7; Diarr. 2.—The first case of cholera occurred on June 7th at Pontlaides; the other 6 deaths took place from August 14th, to September 21st, viz.: 3 at Trallwm, and 3 at the Union Workhouse.

588; 5. —; *Llandebie*. Pop. 5536.—Chol. 22; Diarr. 1.—The first 2 deaths from cholera occurred on July 29th and 30th at Tycanol Gwtter-fawr; the epidemic was most prevalent in that part of the parish of Llandilofawr lying south of the river Cennen. The last death was on September 24th at Mary's Cottage, Llanfihangel.

589; 1. CARMARTHEN; *Llangendeirne*. Pop. 9269.—Chol. 26; Diarr. 6.—Cholera was not fatal until August 8th, when a labourer, aged 43, died at Felindre; his wife died next, on August 11th; it became very prevalent in Pontebereen and Felindre, and was most fatal among females. The last death was a labourer's daughter, aged 21, at Penllam, on September 20th.

589; 2. —; *St. Clears*. Pop. 7187.—Chol. 13; Diarr. 0.—First death on August 29th, at Gosport; the epidemic was chiefly prevalent in September: Gosport suffering the most; the last 2 deaths occurred on the 14th and 28th of October.

589; 3. —; *Carmarthen*. Pop. 12295.—Chol. 102; Diarr. 12.—The first death from cholera occurred on June 25th at Llanllwch; it was not, however, until the beginning of August that its prevalence extended. Kidwellyfach, Aberguilly, Alltynap, Priory-street, and Dame-street, suffered severely, several families losing 2 members: in the Workhouse 2 cases were fatal. Towards the end of October the deaths grew less numerous: there were only 2 cases in November, and after one death on December 1st, and another on December 7th, it ceased to find a place in the records of mortality.

589; 4. —; *Conwil*. Pop. 8772.—Chol. 1; Diarr. 2.—This case of cholera occurred on August 17th, a tailor's wife, aged 54, at Fynonddrain, New Church; she had no medical attendant, and the attack was fatal after a duration of 16 hours.

PEMBROKESHIRE.

590; 1. NARBERTH; *Llanboidy*. Pop. 3801.—Chol. 0; Diarr. 0.

590; 2. —; *Llandissilio*. Pop. 3618.—Chol. 0; Diarr. 1.

590; 3. —; *Amroth*. Pop. 3290.—Chol. 2; Diarr. 3.—These deaths from cholera were those of a farm labourer, aged 18, at Killano, on November 19th; and a fireman at an iron furnace, aged 32, at Birdslane, on October 16th: the duration of attack in each case was 16 hours.

590; 4. —; *Narberth*. Pop. 3752.—Chol. 1; Diarr. 0.—This was the death of a labourer's widow, aged 57, at Sadson House on January 6th.

590; 5. —; *Slebech*. Pop. 3511.—Chol. 6; Diarr. 1.—The whole of these deaths occurred in the Workhouse; 3 of them being illegitimate children. The first death from cholera was on

October 29th; the last on November 4th; and the death from diarrhoea on November 30th.

590; 6. NARBERTH; *Begelly*. Pop. 3776.—Chol. 4; Diarr. 1.—These cases of cholera occurred on October 4th, 5th, and 16th.

591; 1. PEMBROKE; *Tenby*. Pop. 8436.—Chol. 5; Diarr. 3.—First death from cholera on May 18th, at Green Buildings, a labourer's daughter, aged 10 months: all the other cases occurred between October 1st and 29th.

591; 2. —; *Pembroke*. Pop. 9082. Chol. 5; Diarr. 28.—First death from cholera on September 20th, at Monkton St. Mary; last case on October 9th, at Banker's-row. Diarrhoea was very prevalent throughout September and October, and was most severe in King-street, Queen-street, and Front-street, Pembroke Dock.

591; 3. —; *Roose*. Pop. 2152.—Chol. 1; Diarr. 2.—The death from cholera was that of a shipwright's wife, aged 62, at Ware, Llandstadwell, on August 14th.

592; 1. HAVERFORDWEST; *Milford*.—Pop. 8998.—Chol. 4; Diarr. 3.—The two first cases of cholera occurred at Milford Haven on July 17th and August 10; and the other two at Broadway, Walton West, on September 15th and 17th.

592; 2. —; *Haverfordwest*. Pop. 12129.—Chol. 9; Diarr. 6.—Eight of these cases of cholera took place in September; the first on September 7th, at Greenhill-Fold; one death occurred at the workhouse; the last fatal case was that of a shoemaker, aged 34, at Shut-street, on October 8th. An inquest was held on the body, and the verdict was, that the deceased died of cholera, accelerated by immersion in cold water at his own request.

592; 3. —; *St David*. Pop. 7732.—Chol. 0; Diarr. 0.

592; 4. —; *Fishguard*. Pop. 8280. Chol. 0; Diarr. 5.

CARDIGANSHIRE.

593; 1. CARDIGAN; *Newport*. Pop. 6227.—Chol. 0; Diarr. 0.

593; 2. —; *Cardigan*. Pop. 9417. Chol. 0; Diarr. 0.

593; 3. —; *Llandygwidd*. Pop. 4259.—Chol. 0; Diarr. 1.

594; 1. NEWCASTLE-IN-EMLYN; *Kenarth*.—Pop. 9125.—Chol. 0; Diarr. 0.

594; 2. —; *Pembryn*. Pop. 5413.—Chol. 0; Diarr. 0.

594; 3. —; *Llandyssil*. Pop. 6325.—Chol. 0; Diarr. 0.

595; 1. LAMPETER; *Lanybyther*. Pop. 2737.—Chol. 1; Diarr. 0.—This was the death of a farmer, aged 56, at Tforest, Llanfihangel, on June 17th.

595; 2. —; *Pencarreg*. Pop. 2534.—Chol. 0; Diarr. 0.

595; 3. —; *Lampeter*. Pop. 2691.—Chol. 2; Diarr. 3.—On August 31st and September 9th, 2 children of a driver died of diarrhoea at the Barleymow, Lampeter; this was followed on September 11th and 13th, by 2 deaths from cholera at Lampeter-commons.

595; 4. —; *Llanwenog*. Pop. 1903.—Chol. 0; Diarr. 0.

596; 1. ABERAYRON; *Llandisilio*. Pop. 6268.—Chol. 0; Diarr. 0.

596; 2. —; *Llan-saint-ffraid*. Pop. 6607.—Chol. 0; Diarr. 0.

597; 1. ABERYSTWITH; *Llanrhystyd*. Pop. 3653.—Chol. 0; Diarr. 0.

597; 2. —; *Aberystwith*. Pop. 8211.—Chol. 0; Diarr. 1.

597; 3. ABERYSTWITH; *Geneur-Glynn*.—Pop. 4358.—Chol. 0; Diarr. 0.

597; 4. —; *Rheidol*. Pop. 6020.—Chol. 0; Diarr. 0.

598; 1. TREGARON; *Gwynws*. Pop. 3018.—Chol. 0; Diarr. 0.

598; 2. —; *Llangeitho*. Pop. 3257.—Chol. 0; Diarr. 0.

598; 3. —; *Tregaron*. Pop. 3979.—Chol. 0; Diarr. 0.

BRECKNOCKSHIRE.

599; 1. BUILTH; *Aber-gwesin*. Pop. 2955.—Chol. 1; Diarr. 0.—This was the death of a farmer, aged 50, at Berthlwyd Treflys, on September 6th: duration of attack 12 hours; he had not been visited by a medical attendant.

599; 2. —; *Colwyn*. Pop. 2172.—Chol. 0; Diarr. 0.

599; 3. —; *Builth*. Pop. 3587.—Chol. 0; Diarr. 1.

600; 1. BRECKNOCK; *Merthyr Cynog*. Pop. 1672.—Chol. 0; Diarr. 0.

600; 2. —; *Devynnock*. Pop. 4420.—Chol. 0; Diarr. 0.

600; 3. —; *Brecknock*. Pop. 7243.—Chol. 6; Diarr. 5.—With the exception of one case at Ship-street, St. Mary's, on July 28th, the whole of the deaths from cholera occurred at the Union Workhouse; the first case being on June 20th, and the last on September 26th.

600; 4. —; *Penkelly*. Pop. 1532.—Chol. 1; Diarr. 1.—This death from cholera was that of a carpenter, aged 52, at Cwm Crawnion, on September 14th.

600; 5. —; *Llangorse*. Pop. 2834.—Chol. 0; Diarr. 1.

601; 1. CRICKHOWELL; *Cwmdu*. Pop. 1039.—Chol. 0; Diarr. 0.

601; 2. —; *Llangunider*. Pop. 2775.—Chol. 9; Diarr. 2.—Cholera was first fatal in the case of a workwoman, aged 60, at Bush Cottages, Duke's town, on August 25th. This was followed, on September 29th, by the deaths of a farmer and his wife, aged 72 and 62 respectively, at Frwd Farm: the last death occurred on October 10th at Victoria-row.

601; 3. —; *Llangattock*. Pop. 4334.—Chol. 26; Diarr. 7.—In the case of a labourer's daughter, aged 9, who died on March 3rd, at Waungoch, Beaufort, a coroner's jury returned a verdict that her death was caused by cholera: duration 12 hours. No other case occurred until August 1st, when a mason, aged 51, died at Tinker's-row; it prevailed until September 26th, and most of the deaths took place at Waungoch.

601; 4. —; *Llanelly*. Pop. 7366.—Chol. 56; Diarr. 7.—Cholera broke out on July 21st, when a coal-miner's wife, aged 50, died at the Pont-yrfel, Clydach Iron Works. It prevailed very fatally throughout August, decreasing in intensity in September, and finally disappeared after October 10th. Glamorgan-street, Worcester-street, Bailey-street, and King-street, suffered most, chiefly the mining and iron-working population.

601; 5. —; *Crickhowell*. Pop. 2162.—Chol. 4; Diarr. 0.—These deaths occurred on June 29th at Printer's-alley; on July 31st at Church-lane; and on August 6th and 11th at Mill-street.

602; 1. HAY; *Talgarth*. Pop. 2539.—Chol. 0; Diarr. 0.

602; 2. —; *Clyro*. Pop. 3837.—Chol. 0; Diarr. 1.

602; 3. HAY; *Hay*. Pop. 4953.—Chol. 1; Diarr. 0.—This was the death of a labourer, aged 30, at Hay, on April 17th: duration of attack 4 days.

RADNORSHIRE.

603; 1. PRESTEIGNE; *Brilley*. Pop. 2117.—Chol. 0; Diarr. 0.

603; 2. —; *Radnor*. Pop. 3972.—Chol. 0; Diarr. 3.

603; 3. —; *Kington*. Pop. 6128. Chol. 0; Diarr. 3.

603; 4. —; *Presteigne*. Pop. 3522.—Chol. 0; Diarr. 0.

604; 1. KNIGHTON; *Knighton*. Pop. 5038.—Chol. 2; Diarr. 1.—These cases of cholera were those of a farmer, aged 19, at Lower Hall, Heyop, on September 1st, and a farmer's son, aged one, at Rose Grove, Bettws-y-Crwyn, on September 4th.

604; 2. —; *Llanbister*. Pop. 4277. Chol. 0; Diarr. 0.

605; 1. RHAYADER; *Rhayader*. Pop. 3702.—Chol. 0; Diarr. 1.

605; 2. —; *Nantmel*. Pop. 3020.—Chol. 0; Diarr. 0.

44. NORTH WALES.

MONTGOMERYSHIRE.

606; 1. MACHYNLETH; *Machynlleth*. Pop. 3905.—Chol. 0; Diarr. 0.

606; 2. —; *Pennal*. Pop. 4407.—Chol. 0; Diarr. 0.

606; 3. —; *Darowen*. Pop. 3995.—Chol. 0; Diarr. 1.

607; 1. NEWTOWN; *Upper Llanidloes*. Pop. 4234.—Chol. 0; Diarr. 0.

607; 2. —; *Lower Llanidloes*. Pop. 3831.—Chol. 1; Diarr. 1.—The death from cholera occurred at Llechwedd Trefeglys on July 14th, a farmer, aged 40.

607; 3. —; *Llanwnnog*. Pop. 5111.—Chol. 1; Diarr. 1.—This death from cholera took place on September 18th, a plasterer's wife, aged 37, at Bwlchy-frydd, Aberhafesp; a coroner's inquest was held.

607; 4. —; *Kerry*. Pop. 2743.—Chol. 0; Diarr. 0.

607; 5. —; *Newtown*. Pop. 6842.—Chol. 6; Diarr. 8.—The first fatal case of cholera in this sub-district occurred on August 24th, in a currier, aged 45, at the Horsemarket; the last death took place on October 3rd, at Kerry-road, when a labourer's widow, aged 43, died. This was followed by several deaths from diarrhoea, chiefly at Pool-road.

607; 6. —; *Tregynon*. Pop. 3255.—Chol. 0; Diarr. 0.

608; 1. MONTGOMERY; *Montgomery*. Pop. 6280.—Chol. 1; Diarr. 0.—This death took place on September 5th, at the out-buildings, Abermule Inn, a currier, aged 40, after an attack of 14 hours' duration.

608; 2. —; *Chirbury*. Pop. 5395.—Chol. 2; Diarr. 3.—First death from cholera on June 8th, a gentlewoman, aged 68, at the Vicarage; second case on August 29th, a labourer's son aged 5, at Priest-weston; two deaths from diarrhoea took place at the Forden House of Industry.

608; 3. —; *Pool*. Pop. 9308.—Chol. 34; Diarr. 2.—Cholera first became fatal on August 18th, in a Custom-house officer's widow, aged 88, at High-street, Welsh Pool: it prevailed until September 24th, when a tailor's daughter, aged 2, died at Britannia-street; it was most fatal in Powell's-row and Back-road. Inquests were held in 6 cases.

609; 1. LLANFYLLIN; *Llanfair*. Pop. 6888.—Chol. 0; Diarr. 0.

609; 2. —; *Llansaintffraid*. Pop. 7989.—Chol. 4; Diarr. 2.—The first death from cholera was on July 25th, a miner's wife, aged 32, at Llanfyllin; next fatal case on August 18th, and two others on September 11th.

609; 3. —; *Llanrhaiadr*. Pop. 5573.—Chol. 0; Diarr. 0.

FLINTSHIRE.

610; 1. HOLYWELL; *Whitford*. Pop. 8758.—Chol. 0; Diarr. 3.

610; 2. —; *Holywell*. Pop. 12950.—Chol. 46; Diarr. 3.—Cholera was first fatal in this sub-district on July 14th, when a smelter's wife aged 38, died at Allen-square. It was very prevalent throughout this month, Chester-road and Bagillt-street suffering most: only two deaths occurred in August; after September 6th it again increased, and continued up to October 20th, when a shoemaker, aged 32, died at Bagillt.

610; 3. —; *Flint*. Pop. 8239.—Chol. 35; Diarr. 16.—On August 20th, a forgerman's daughter, aged 9, died of cholera at Flint. It afterwards prevailed with much severity at Northop, Golftyn, and Parish-lane: the last fatal case occurred on October 6th, in a collier's widow, aged 75, near the Flint mills. Several families lost two members either by cholera or diarrhoea.

610; 4. —; *Mold*. Pop. 10851.—Chol. 5; Diarr. 4.—First death from cholera took place on July 15th, a coachman, aged 42, at Maesydre: the other cases occurred at intervals; the last on October 3rd, when a labourer, aged 76, died at Mynydd Buchan.

DENBIGHSHIRE.

611; 1. WREXHAM; *Hope*. Pop. 8874.—Chol. 0; Diarr. 2.

611; 2. —; *Malpas*. Pop. 7009.—Chol. 0; Diarr. 2.

611; 3. —; *Ruabon*. Pop. 11715.—Chol. 1; Diarr. 4.—This case of cholera was that of a quarryman, aged 34, at Rhosymedre, on September 1st.

611; 4. —; *Wrexham*. Pop. 11960.—Chol. 4; Diarr. 12.—First death from cholera on January 6th, a nailor's wife, aged 70, at Pentrefelin, where also the second case occurred on June 1st; the other two deaths took place at the Workhouse, on August 12th and 15th. Diarrhoea prevailed most in February.

612; 1. RUTHIN; *Llanarmon*. Pop. 3018.—Chol. 0; Diarr. 0.

612; 2. —; *Ruthin*. Pop. 4592.—Chol. 1; Diarr. 2.—This case of cholera occurred on June 26th, at Cerrig-street, Llandwrog, a labourer, aged 47.

612; 3. —; *Llanellidan*. Pop. 2785.—Chol. 0; Diarr. 0.

612; 4. —; *Gyffylliog*. Pop. 1481.—Chol. 0; Diarr. 0.

612; 5. —; *Llanrhaiadr*. Pop. 2788.—Chol. 0; Diarr. 0.

612; 6. —; *Llandyrnog*. Pop. 1945.—Chol. 0; Diarr. 0.

613; 1. ST. ASAPH; *St. Asaph*. Pop. 9040.—Chol. 4; Diarr. 1.—All the deaths from cholera occurred in Rhuddlan parish: the first, a mariner's wife, aged 29, on August 13th; the last, a stonemason, aged 18, on September 3rd.

613; 2. —; *Abergele*. Pop. 5899.—Chol. 0; Diarr. 0.

613; 3. —; *Denbigh*. Pop. 8608.—Chol. 0;

Diarr. 11.—Diarrhœa prevailed most fatally in March.

614; 1. LLANRWST; *Llanrwst*. Pop. 6927.—Chol. 0; Diarr. 1.

614; 2. —; *Bettws-y-coed*. Pop. 2563.—Chol. 0; Diarr. 0.

614; 3. —; *Yspytty*. Pop. 2832.—Chol. 0; Diarr. 0.

MERIONETHSHIRE.

615; 1. CORWEN; *Gwyddelwern*. Pop. 5575.—Chol. 0; Diarr. 0.

615; 2. —; *Corwen*. Pop. 9514.—Chol. 3; Diarr. 1.—All the deaths occurred at Llangollen: the first two on August 7th, when a rockman and his daughter died of cholera; the third death from cholera was that of a sawyer on August 10th.

616; 1. BALA; *Bala*. Pop. 6953.—Chol. 0; Diarr. 2.

617; 1. DOLGELLY; *Talyllyn*. Pop. 5021.—Chol. 0; Diarr. 0.

617; 2. —; *Barmouth*. Pop. 8190.—Chol. 0; Diarr. 0.

618; 1. FESTINIOG; *Llanfihangel-y-Traethau*. Pop. 3489.—Chol. 0; Diarr. 1.

618; 2. —; *Festiniog*. Pop. 6419.—Chol. 0; Diarr. 1.

618; 3. —; *Tremadoc*. Pop. 5552.—Chol. 1; Diarr. 1.—This death from cholera occurred on June 16th, at Portmadoc, in a master mariner, aged 31: he had suffered from diarrhœa from the previous day.

CARNARVONSHIRE.

619; 1. PWLLHELI; *Criccieth*. Pop. 5759.—Chol. 2; Diarr. 2.—First death from cholera on August 20th, at Capelbach, a mason, aged 41; second case on October 3rd, at Tyddyn Perthi Abererch, a farmer, aged 59.

619; 2. —; *Pwllheli*. Pop. 6896.—Chol. 0; Diarr. 0.

619; 3. —; *Aberdaron*. Pop. 4075.—Chol. 0; Diarr. 1.

619; 4. —; *Nevin*. Pop. 4907.—Chol. 0; Diarr. 0.

620; 1. CARNARVON; *Llan-dwrog*. Pop. 8080.—Chol. 1; Diarr. 0.—This death from cholera occurred on January 27th, at Brynewra Clynnog; a fuller, aged 70.

620; 2. —; *Llanrug*. Pop. 7646.—Chol. 4; Diarr. 1.—First fatal case of cholera on August 3rd, in a mariner's widow, aged 60, at Port Dinorwic; last death, on September 28th, a quarryman's son, aged 12, at Machine Llanddeiniolen.

620; 3. CARNARVON; *Carnarvon*. Pop. 9397.—Chol. 16; Diarr. 4.—Cholera broke out fatally on June 25th, when a surgeon's son, aged 3 months, died at Twthill: several deaths occurred at Turkey-

shore, and High-street. It prevailed until September 27, when a mariner's wife, aged 58, died of cholera combined with typhus, at the High-street.

620; 4. CARNARVON; *Llanidan*. Pop. 3386.—Chol. 0; Diarr. 0.

621; 1. BANGOR; *Beaumaris*. Pop. 9399.—Chol. 2; Diarr. 1.—First death from cholera on August 5th, at the Gate-house, Llanedwen, a stonemason, aged 60; second case, on August 25th, at Bryn-y-Geifr, Llandysilio, a female, aged 30. Scarlet fever was prevalent.

621; 2. —; *Bangor*. Pop. 10242.—Chol. 4; Diarr. 1.—First case of cholera on July 9th, at Foundry-street, a labourer's son, aged one; 2 deaths took place at the Infirmary, the last on September 2nd, since which day no other fatal case is recorded.

621; 3. —; *Llan-llechid*. Pop. 6260.—Chol. 0; Diarr. 0.

622; 1. CONWAY; *Conway*. Pop. 2702.—Chol. 0; Diarr. 2.—One of the deaths from diarrhœa took place at sea, on board the Runcorn schooner.

622; 2. —; *Creuddyn*. Pop. 6021.—Chol. 0; Diarr. 1.

622; 3. —; *Llechwedd-Isaf*. Pop. 1983.—Chol. 0; Diarr. 0.

ANGLESEY.

623; 1. ANGLESEY; *Llangefni*. Pop. 6996.—Chol. 1; Diarr. 0.—This death took place on July 14th, at Hermon, Llangadwaladr, a hawker, age not stated: an inquest was held on the body.


623; 2. —; *Bryngwran*. Pop. 5106.—Chol. 1; Diarr. 1.—The death from cholera occurred on July 21st, at Vronddu, a labourer's wife, aged 57.


623; 3. —; *Llandyfydog*. Pop. 5459.—Chol. 2; Diarr. 2.—First death from cholera on August 5th, at Parcwilco, a labourer, aged 40; second case on September 4th, at Seimbach, a labourer, aged 33. The deaths from diarrhœa occurred in the same family, at Hengapel.

623; 4. —; *Amlwch*. Pop. 8218.—Chol. 20; Diarr. 0.—Cholera was first fatal on September 3rd, when a labourer, aged 53, died at the Brickfield, Port, Amlwch: it prevailed chiefly at the Port. The last case took place on September 27th, at Chapel-street, Port, a seaman's daughter, aged 2. Nearly the whole of the cases were uncertified by a medical practitioner.

623; 5. —; *Llanddausaint*. Pop. 5873.—Chol. 0; Diarr. 0.

623; 6. —; *Holyhead*. Pop. 6454. Chol. 42; Diarr. 0.—Cholera was first fatal on July 28th to a smith, aged 32, at Lowerwell-street: it prevailed most at Bath and Black Bridge: 7 deaths took place at the Poorhouse; a labourer's wife and daughter died at Boncy Wane. Last death, on October 20th, at Black Bridge, a seaman's widow, aged 54.





Stamp indicates date for RETURN. Fines for late returns will be charged in accordance with the regulations.

Books required by another reader will be recalled. This also applies during vacations.

[illegible]

