

Ambulance illustrated : sixty photographs / taken by W.M. Warneuke under the direction of Wm. Cullen.

Contributors

Warneuke, W. M.
Cullen, William.
St. Andrew's Ambulance Association.
University of Leeds. Library

Publication/Creation

Glasgow : St. Andrew's Ambulance Association, 1914.

Persistent URL

<https://wellcomecollection.org/works/bz7ez2kp>

Provider

Leeds University Archive

License and attribution

This material has been provided by This material has been provided by The University of Leeds Library. The original may be consulted at The University of Leeds Library. where the originals may be consulted.

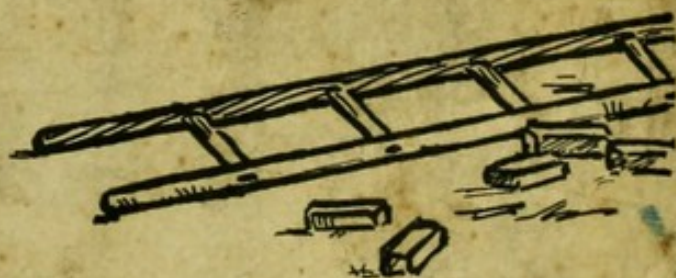
Conditions of use: it is possible this item is protected by copyright and/or related rights. You are free to use this item in any way that is permitted by the copyright and related rights legislation that applies to your use. For other uses you need to obtain permission from the rights-holder(s).

**wellcome
collection**

Wellcome Collection
183 Euston Road
London NW1 2BE UK
T +44 (0)20 7611 8722
E library@wellcomecollection.org
<https://wellcomecollection.org>

AMBULANCE ILLUSTRATED

W^M CULLEN M.D.



6^d NET

S^T ANDREW'S AMBULANCE ASSOCIATION

LEEDS UNIVERSITY LIBRARY
Special Collections

Bamji Collection

WAR



30106022947344

WARNEUKE,

Photographer and
Miniature Painter,



153 SAUCHIEHALL STREET,

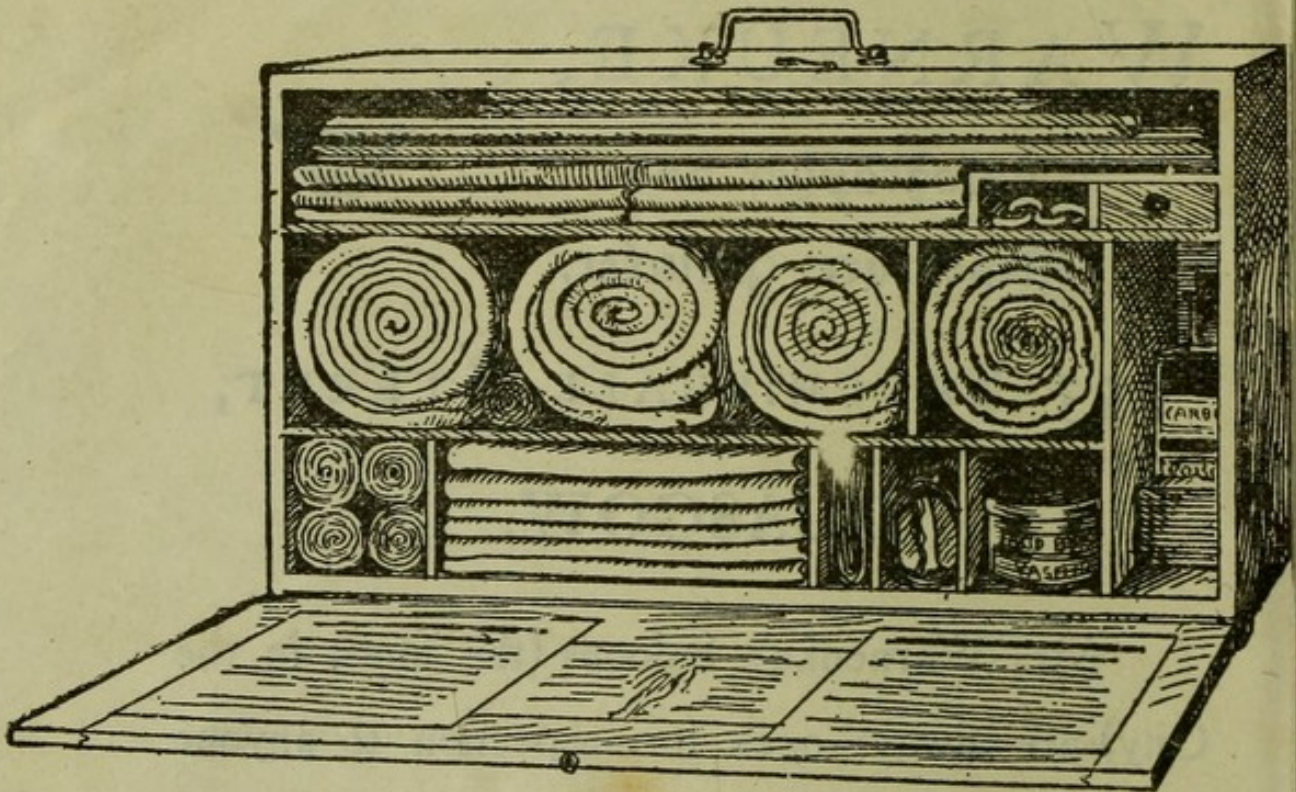
GLASGOW.

Mr. Warneuke's Saloons (the finest in the City) are always open for inspection to anyone interested in Artistic Photography.

MINIATURES AND WALL
PICTURES MADE FROM
ANY PHOTOGRAPH. . .

The quality of the work from this Studio has been recognised all over the world, 60 medals having been awarded for Artistic Portraiture.

AMBULANCE BOX.



Designed for use in Private Houses, Hotels, Public Works, Collieries, Railway Stations, etc., containing :

- | | |
|-----------------------------------|--|
| 2 Sets of Gooch Splints. | 1 8-oz. Bottle Carron Oil. |
| 1 lb. of Gamgee Tissue. | 1 Roll Adhesive Plaster, |
| $\frac{1}{4}$ lb. Surgeon's Lint. | 10 yds. by 1 in. |
| 6 Roller Bandages, assorted. | $\frac{1}{4}$ lb. Bottle Boracic Vaseline. |
| 12 Triangular Bandages. | 1 Pair Scissors |
| 1 yard Gutta Percha Tissue. | 1 Pair Forceps. |
| 1 Elastic Web Tourniquet, | 1 Box of Safety Pins. |
| 1 Field Tourniquet. | 3 doz. Plain Pins. |
| 1 6-oz. Bottle Carbolic Oil. | General Instructions. |

Price, £1 15s.

Refilling Box, £1 1s.

WOUNDS BOX.

Suitable for use in Private Houses, Small Public Works, Schools and Small Railway Stations, etc., containing :

- | | |
|---------------------------|---|
| 1 Triangular Bandage. | $\frac{1}{4}$ yard Gutta Percha Tissue. |
| 14 Roller Bandages. | 1 Box Adhesive Plaster, |
| 1 Elastic Web Tourniquet. | 5 yards by 1 in. |
| 2 yards Carbolic Gauze. | 1 Pair Scissors. |
| 2 oz. Surgeon's Lint. | 1 Box Safety Pins. |
| 2 oz. Boric Wool. | 3 doz. Plain Pins. |

Price, 10s.

Refilling Box, 6s. 6d.

AMBULANCE PUBLICATIONS.

AMBULANCE HANDBOOK by Sir GEORGE T. BEATSON, K.C.B.
Eighteenth Impression, with Synopsis, fully illustrated. Price 2s.;
post free, 2s. 3d.

ELEMENTARY AMBULANCE HANDBOOK; being a Synopsis of
Beatson's Ambulance Handbook. Price 6d.; post free, 7d.

FIRST AID IN ACCIDENTS AND SUDDEN ILLNESSES by
DUNCAN MACARTNEY, M.A., M.D. First Edition, profusely
illustrated. *In the Press.*

HANDBOOK ON HOME NURSING AND HYGIENE by J.
WALLACE ANDERSON, M.D., F.F.P.S.G., and GEORGE H.
EDINGTON, M.D., F.F.P.S.G. Sixth impression, illustrated.
Price 1s. net; post free, 1s. 2d.

MANUAL OF STRETCHER DRILL, prepared by Dr. ALEX.
NAPIER, V.D. Price, paper covers, 6d. net; post free, 7d.

AMBULANCE EXAMINATION QUESTIONS, by D. M. MAC-
DONALD, M.D. Price 6d.; post free, 7d.

QUESTIONS ON SICK NURSING AND HOME HYGIENE, by
D. M. MACDONALD, M.D. Price 6d.; post free, 7d.

EMERGENCY BOOK (for instantaneous reference). Price
3s.; post free, 3s. 4d.

WALL DIAGRAMS—set of five—for Lecturers' use, consisting
of (1) Skeleton; (2) Blood Vessels; (3) Contents of Abdomen;
(4) Nerves; and (5) Muscles. Price 10s. each; set, £2.

SMALL DIAGRAM OF SKELETON AND BLOOD VESSELS,
printed in four colours. Price 1d.

EMERGENCY NOTES FOR FIRST AID—for the pocket—with
interleaves for use of Members of Ambulance Corps Sections.
Price 2d. Mounted on card for hanging in works, etc., 3d.; by
post, 4d.

WHAT TO DO IN CASE OF CLOTHES CATCHING FIRE,
illustrated. Price, unmounted, 2d.; by post, 3d. Mounted on card
for hanging in schools, nurseries, etc 4d; by post packed, 7d.

To Members of Sections of the St. Andrew's Ambulance Corps,
and Holders of the Association's Certificate and Medallion.

MEDALLIONS & CERTIFICATES.

Holders of Bronze Medallions may have same exchanged for Gold or
Silver at the following prices.

GOLD—18-carat, 32/6; 9-carat, 15/- **SILVER**, 3/-

Holders of lost or worn Bronze Medallions, or of lost or worn Certificates
may have same replaced. Price 1s.

Badges (Embroidered)—Association, 1s. 3d.; Corps, 1s. 9d and 2s.;
White Metal, 6d. White and Red Enamel, 1s 6d.; Plated, 2s.;
Celluloid, 2d.; Postage, 1d.

Applicants for above should state the number of the Certificate held
by them, or the name of the class and the date at which it was gained.

Frames for Certificates, price 1s. 6d.

NURSES' WALLETS.

| | |
|----------------------------|--------------|
| Without Instruments, . . . | 4/3 and 7/9 |
| Fitted Complete, . . . | 15/- ,, 21/- |

The contents of both are the same, viz. :—Dressing Scissors (Ordinary), Dressing Scissors (Elbow), Ordinary Forceps, Dressing Forceps, Spatula and Clinical Thermometer, the only difference being in the quality.

CLINICAL THERMOMETERS.

| | |
|------------------------------|-----|
| Round, Ordinary, - | 1/6 |
| Minute, - | 2/- |
| Half-Minute, - | 2/6 |

BATH THERMOMETERS.

| | |
|--|-----|
| Wood, Floating, - | 1/- |
| Do., with Dr. Forbes and Dr. Bland's Specifications, - | 1/8 |
| Japanned, - | 2/- |

The Association accepts no liability for Thermometers broken in transit.

ROLLER BANDAGES.

| | Open Wove. | Linen. | |
|---------------------------------|------------|--------|----------|
| 1 in. 6 yards long, - | 1/- | — | per doz. |
| 1½ " 6 " " - | 1/3 | — | " |
| 2 " 6 " " - | 1/6 | 8/- | " |
| 2½ " 6 " " - | 1/9 | — | " |
| 3 " 6 " " - | 2/- | 12/- | " |

TRIANGULAR BANDAGES.

| | |
|---|------------------------|
| Open Wove, | 4d. each, 3/- per doz. |
| Calico, - | 4d. " 3/- " |
| Calico, Large Size, - | 6d. " 4/6 " |
| Calico, Unbleached, Open Wove, - | 4d. " 3/- " |
| Illustrated Triangular Bandages, 6d., with Instructions, 7d. | |

ROLLER BANDAGE WINDING MACHINE.


Price, 2/-.

AMBULANCE ILLUSTRATED

*Sixty photographs taken by W. M. Warneuke under the
direction of Wm. Cullen, M.D.*

GLASGOW :
ST. ANDREW'S AMBULANCE ASSOCIATION
(Incorporated by Royal Charter)

1914




PICTURES are always interesting.

They should be not less so when combined with usefulness. This series of typical photographs, personally taken by Mr. Warneuke, will serve as a helpful supplement to many of the text looks on Ambulance.

WILLIAM CULLEN, M.D.


*3 Queen's Crescent, W.,
Glasgow.*




THE TRIANGULAR (OR POCKET HANDKERCHIEF) BANDAGE.
(*a*) Open, (*b*) folded broad, (*c*) folded narrow.




HOW TO APPLY THE BROAD ARM-SLING. (a).




THE BROAD ARM SLING. (b) Applied.



HOW TO APPLY THE CLAVICULAR (OR COLLAR-BONE) ARM SLING. (a)



THE CLAVICULAR ARM-SLING. (b) Second position.




THE CLAVICULAR ARM-SLING. (c) Complete.




IMPROVISED SLINGS.
(a) Sleeve sling, (b) coat-skirt sling.




A FIRST DRESSING AS APPLIED TO WOUNDS.
(a) Over the eye, (b) at base of the skull, (c) on the temple.



FRACTURE OF LEFT FOREARM. (a) Ready for sling.




FRACTURE OF LEFT FOREARM. (b) Complete.




(a) FRACTURE OF RIGHT ARM NEAR ELBOW.
(b) Shewing improvised "L" Splint.




FRACTURE OF LEFT UPPER ARM.




FRACTURE OF RIB.
(Restraining movement by means of broad bandage).




FRACTURE OF COLLAR-BONE (Clavicle).
(a) Pad in armpit to force the broken ends apart, and so prevent over-riding each other.



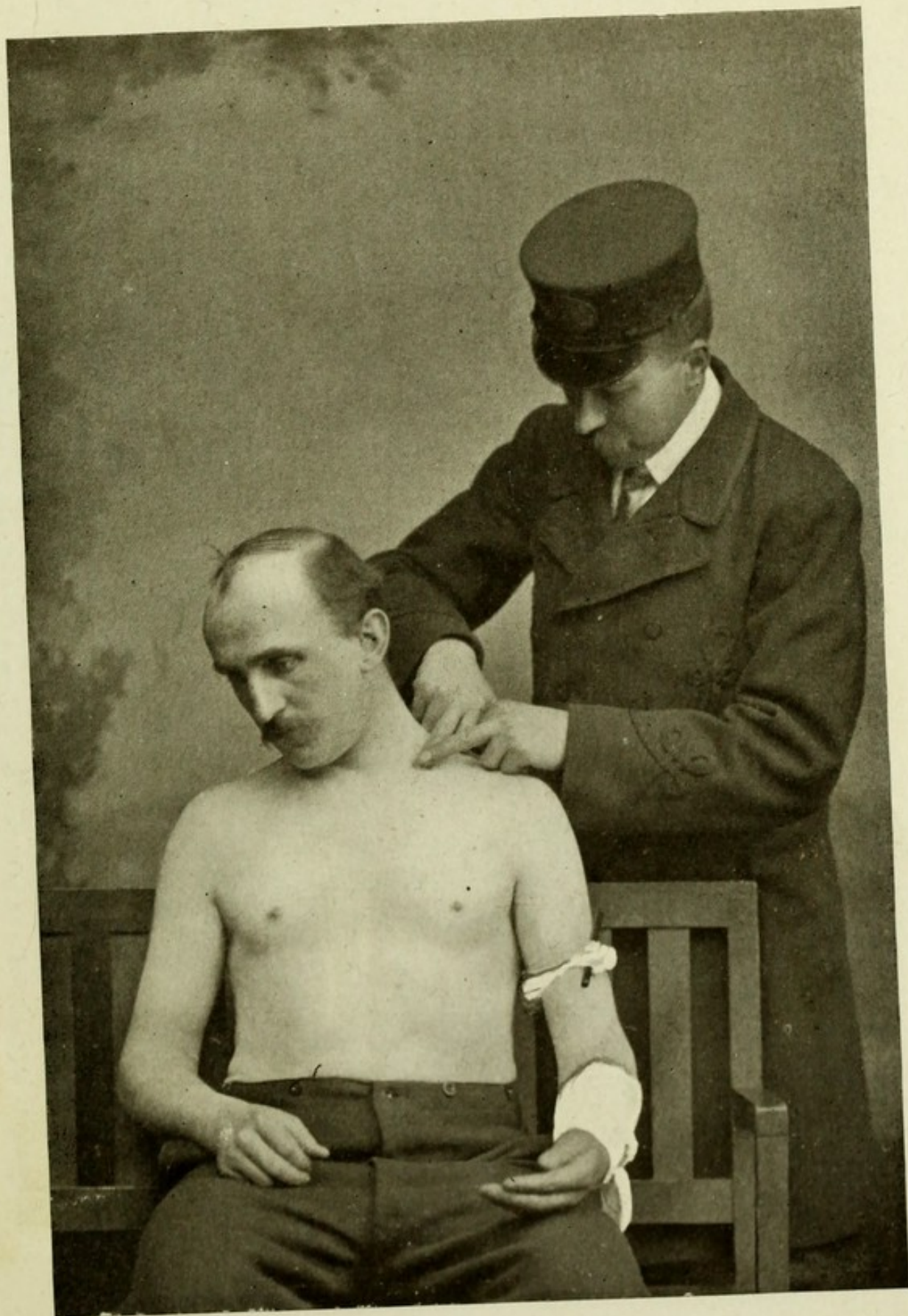
FRACTURE OF COLLAR-BONE (Clavicle).
(b) Sling to relieve pain by placing weight of the arm on the opposite shoulder.




FRACTURE OF COLLAR-BONE (Clavicle).
(c) Cross bandage to lever broken ends apart, and fix them in that position.



TO CONTROL BLEEDING FROM FACE OR SCALP.
Digital pressure on
(a) Temporal artery, (b) maxillary artery, (c) occipital artery.




- (a) Finger pressure on subclavian artery.
(b) Improvised tourniquet on arm.
(c) First dressing on forearm.




BLEEDING FROM NOSE (Nasal Hemorrhage).

Seat patient in chair. Raise arms and hold them so. Apply cold over nose and nape of neck. Swab nostrils with camel-hair brush, dipped in vinegar or steel drops.

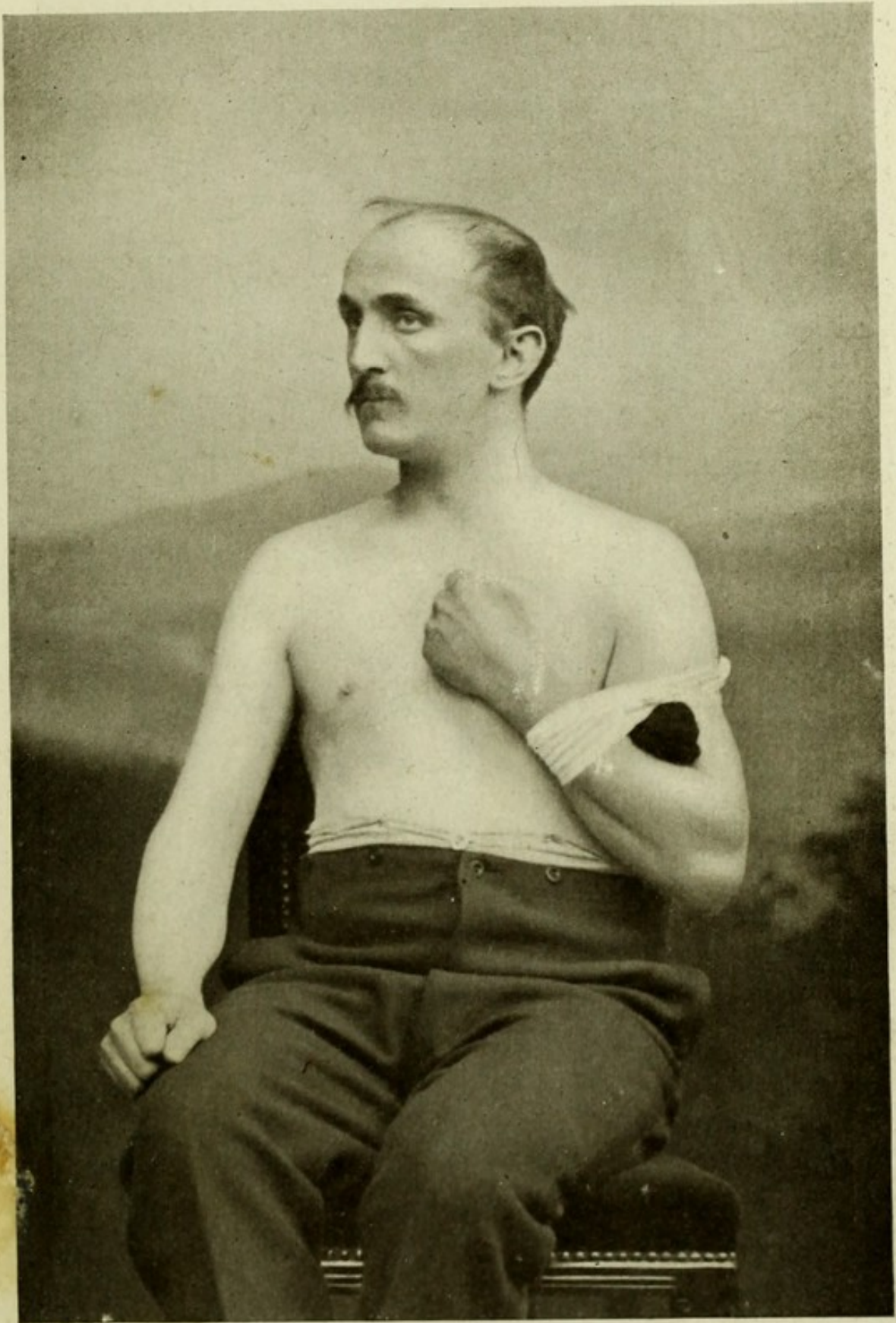


IMPROVED TOURNIQUET OVER THE MAIN ARTERY (Femoral)
SUPPLYING THE LEG.


Bandages on knee and foot, fixing first dressings.




(1) First dressing on wound of shoulder.
(2) Digital pressure of main artery to left arm (Brachial).




FORCED FLEXION.
To arrest bleeding in bend of the elbow.




FRACTURE OF THIGH-BONE (Femur).
(a) In process, shewing two members of the team maintaining counter-extension.




FRACTURE OF THIGH-BONE (Femur). (b) As complete, ready for transport.




FRACTURE OF UNDER JAW-BONE (Lower Maxilla).
Fixed with two-tailed bandage.



COMPOUND FRACTURE OF LOWER LEG. (1).
(a) Improvised tourniquet, (b) one man holds limb in position until splints are fixed.




COMPOUND FRACTURE OF LOWER LEG. (2).
(c) Note that splints must project beyond foot.




COMPOUND FRACTURE OF LOWER LEG. (3).
(d) As complete, both limbs and feet are tied together. This prevents patient making any effort to rise, while the sound limb acts as an extra splint.




FRACTURE OF KNEE-CAP (Patella).
(a) Approximating the broken surfaces by means of two figure-of-eight bandages.



FRACTURE OF KNEE-CAP (Patella).
(b) Ready for transport. Shewing single back leg-splint.




FRACTURE OF BASIN-BONES (Pelvis).
(a) Apparatus. Two or three broad bandages applied round pelvic portion of body
and knotted in front.




FRACTURE OF BASIN-BONES (Pelvis).


(b) Two long splints are made secure under the body. Is then ready for transport.



FRACTURE OF BASIN-BONES (Pelvis).
(c) Transport in this and spinal injuries is by means of a rug. While patient is counter-extended the rug (with side-edges rolled in) is carefully drawn under, end on.
Lift "as for loading."




TRANSPORT.
(a) Taking post at stretcher.




TRANSPORT.
(b) Testing and placing the stretcher.



TRANSPORT.
(c) Loading the stretcher.




TRANSPORT.
(d) Ready to march (raise stretcher).




TRANSPORT.


(e) Lifting stretcher as for loading (into waggon).




TRANSPORT.
Unloading stretcher.




TRANSPORT.
Loading with three bearers.




TRANSPORT.
Unloading with three bearers.



TRANSPORT.
Improved stretcher. Poles are stuck through sleeves, and the coats buttoned across.




Removing unconscious man from a street accident with injuries unknown.
Patient's own coat is the improvised stretcher.




TRANSPORT.
Fore-and-aft carry.



PICK-A-BACK CARRY.
(a) Lifting patient from ground, and placing him on chair.




PICK-A-BACK CARRY.
(b) Kneeling in front the bearer lifts patient on to back.



(c) PICK-A-BACK CARRY



HOW TO ASSIST A DRUNK OR SICK PERSON TO WALK.




THE FIREMAN'S LIFT.


(a) Grasp the patient's right wrist with the left hand; stoop well under him, and clasp his right leg with the free arm. Rise up in this position.




TRANSPORT.
(b) The freman's lift (having risen).




TRANSPORT.
(c) The fireman's lift, with one hand free, as for descent of ladder, &c.




TRANSPORT.
The two-handed seat.




TRANSPORT.
The three-handed seat.




TRANSPORT.
The four-handed seat.



FAINTING IN CHAIR (AS IN CROWDED HALL).
Draw back chair, and lower the patient's head.




RECOVERY FROM DROWNING (Sylvester).
(a) Turn patient on face with pad under stomach.



RECOVERY FROM DROWNING (Sylvester).
(b) Clear mouth of any obstructions. Press stomach several times firmly over pad to empty it of water. Fix tongue forward with rubber band or ligature tied round chin.




RECOVERY FROM DROWNING (Sylvester).
(c) Grasp both arms of patient above the elbows, and draw them up over the head to full extent. This causes inspiration.



RECOVERY FROM DROWNING (Sylvester).
(d) Reverse last movement and compress patient's elbows firmly into his ribs—expiration. Continue these two movements at rate of 18 to 20 times a minute.




RECOVERY FROM DROWNING (Schäfer).
(a) Loosen neck fastenings and note that mouth is empty.




RECOVERY FROM DROWNING (Schäfer).

(b) Place hands on small of back—thumbs parallel and nearly touching.

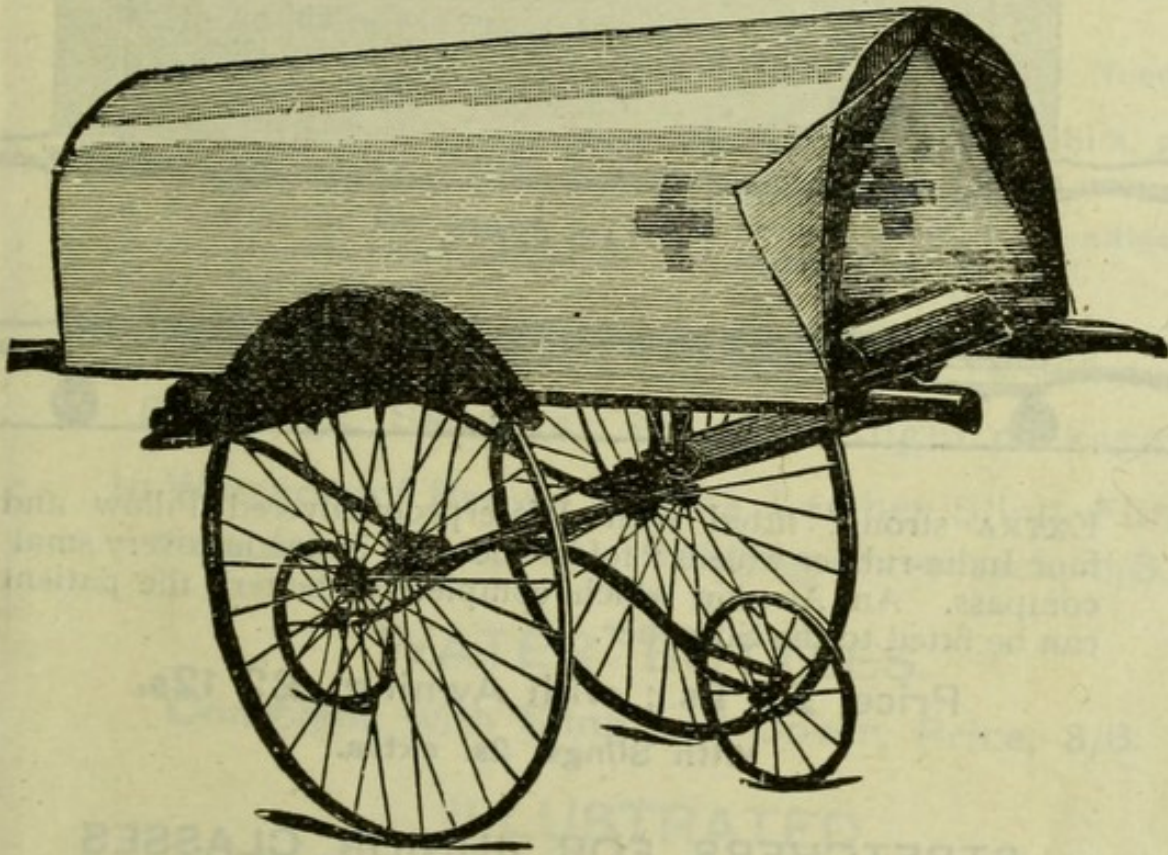


RECOVERY FROM DROWNING (Schäfer).
(c) Operator swings forward over straight arms leaning full weight on patient's loins.
Relax and repeat swing 12 times in minute.



RECOVERY FROM DROWNING (Schäfer).
(d) May operate also from side of patient instead of astride.

AMBULANCE WHEELED LITTER.




FITTED with Stretcher and Awning, completely sheltering the patient, hung on Armstrong's Patent Springs, and running on wheels with India-rubber tyres.


These litters are very suitable for Public Works, and for Towns and Villages having no Hospital. They are arranged to go into a railway van, enabling seriously injured persons to be carried to hospital by rail with as little jolting as possible.

Price, £12 12s. each.

AMBULANCE STRETCHERS.



PLAN, UNDER.



EXTRA strong, fitted with Waterproof-covered Pillow and four India-rubber wheels; folds when not in use into very small compass. An Awning which completely shelters the patient can be fitted to the Stretcher.

Price, £2 2s.; with Awning, £2 12s.

With Slings, 2s. extra.

STRETCHERS FOR JUNIOR CLASSES

(Specially light and strong.)

Price, £1 5s.

TELESCOPE-HANDLED STRETCHER.

To fit any railway carriage.

Price, £2 12s.

"LOWMOOR JACKET" STRETCHER.

For use in mines, ships' holds, etc.

Price, £3 10s.

BARNES STRETCHER ATTACHMENT.

Readily attached to an ordinary stretcher when necessary to remove a patient in the vertical position, as in ships, docks, mines, etc.

Price, £1 10s.

THE BREADALBANE AMBULANCE HAVERSACK.

Suitable for Stretcher Squads of Ambulance
Corps, and for Sportsmen, etc., containing:--

- | | |
|---|---|
| <ul style="list-style-type: none"> 1 Tin Adhesive Plaster, 5 yds. by 1 in. 2 Sal Alembroth Triangular Bandages. 2 Sal Alembroth Roller Bandages, 2½ ins. 4 Triangular Bandages. 3 yds. Double Cyanide Gauze. 2 oz. Boric Wool. 1 Elastic Web Tourniquet. 1 Pair Dressing Forceps. | <ul style="list-style-type: none"> 1 Pair Scissors. 2 Bottles Surgeon's Needles in Vaseline. 1 Bottle Surgeon's Silk, prepared. 1 Bottle Sal Volatile. 1 Packet of Plain Needles 1 Bottle Carbolic Oil. 1 Box Safety Pins. 3 Doz. Ordinary Pins. 1 Skein Linen Thread. |
|---|---|

Dressings, Bandages, etc., in air-tight packages.

In Waterproof Brown Canvas, Leather Sling, Fitted complete, Price, 15/- Refilling Haversack, 11/8.

WATER BOTTLES.

Complete, with Sling and Cover, Price, 3/6.

ILLUSTRATED TRIANGULAR BANDAGES.

Designed for the Association by Sir GEORGE T. BEATSON, K.C.B., Glasgow. This Bandage can be applied in thirty-two different ways, and has printed upon it fifty designs showing how to use it.

Price, with Printed Instructions, 7d. each;
Post Free, 8d.

SPLINTS.

| | |
|--|------|
| Gooch Splints, per Set of Four, . . . | 2/6 |
| Wood " " " " . . . | 1/- |
| Thigh " " " " each . . . | 1/6. |
| Set of Four Wood Splints and 12 plain Triangular Bandages, . . . | 4/- |

INSTRUMENTS.

| | |
|--------------------------------------|-----|
| Forceps, per pair, | 2/- |
| Scissors, Small, per pair, | 1/- |

AMBULANCE HAVERSACK.

Suitable for stretcher squads of Ambulance Corps and for Sportmen, etc. containing

- | | |
|---------------------------|---------------------------|
| 1 Tin Antiseptic Ointment | 1 Tin Antiseptic Ointment |
| 2 Bottles of Iodoform | 2 Bottles of Iodoform |
| 1 Bottle of Volatile | 1 Bottle of Volatile |
| 1 Packet of Plain needles | 1 Packet of Plain needles |
| 1 Bottle of Carbolic Oil | 1 Bottle of Carbolic Oil |
| 1 Box Safety Pins | 1 Box Safety Pins |
| 1 Box Chain Truss | 1 Box Chain Truss |
| 1 Pair Bandages | 1 Pair Bandages |
| 1 Bottle of Glycerine | 1 Bottle of Glycerine |
| 1 Bottle of Liniment | 1 Bottle of Liniment |
| 1 Bottle of Spirit | 1 Bottle of Spirit |
| 1 Bottle of Salt | 1 Bottle of Salt |
| 1 Bottle of Sugar | 1 Bottle of Sugar |
| 1 Bottle of Tea | 1 Bottle of Tea |
| 1 Bottle of Coffee | 1 Bottle of Coffee |

Ointments, Bandages, etc. in air-tight packages in Waterproof Brown Canvas Leather Sling, fitted complete. Price 15/- Reelling Haversack 1/8.

WATER BOTTLES.

Complete with Sling and Cover. Price 8/6.

ILLUSTRATED TRIANGULAR BANDAGES.

Best for the treatment of the lower limb. The Bandage can be applied in thirty-two different ways and the patient uses it with ease. Showing how to use it.

Price with Printed Instructions, 7d. each. Post Free, 8d.

SPLINTS.

- Good Splint per Set of Four, 2/6
- Wood Thigh, 1/6
- Set of Four Wood Splints and 12 plain Triangular Bandages, 4/6

INSTRUMENTS.

- Forceps, per pair, 2/
- Scissors, Small, per pair, 1/



