

The general receipt-book, or, Oracle of knowledge : containing several hundred useful receipts and experiments in every branch of science, including medicine, chemistry, mechanics, dying, painting, colouring, pickling, preserving, &c.; &c.; : with directions for making British wines / compiled and extracted from valuable private manuscripts, public documents, and expensive works of the most eminent practitioners by H. Gifford.

Contributors

Gifford, H., active 1834.
University of Leeds. Library

Publication/Creation

London : published by J. Smith, [1834?]

Persistent URL

<https://wellcomecollection.org/works/sxnd3s59>

Provider

Leeds University Archive

License and attribution

This material has been provided by This material has been provided by The University of Leeds Library. The original may be consulted at The University of Leeds Library. where the originals may be consulted.


This work has been identified as being free of known restrictions under copyright law, including all related and neighbouring rights and is being made available under the Creative Commons, Public Domain Mark.

You can copy, modify, distribute and perform the work, even for commercial purposes, without asking permission.



Wellcome Collection
183 Euston Road
London NW1 2BE UK
T +44 (0)20 7611 8722
E library@wellcomecollection.org
<https://wellcomecollection.org>

THE
GENERAL
RECEIPT BOOK.



LONDON:
PRINTED BY AND FOR JOSEPH SMITH,
193, High Holborn.

CP
C. 1800

**THE
UNIVERSITY LIBRARY
LEEDS**

LEEDS UNIVERSITY LIBRARY

Classmark:

COOKERY

A GIF



3 0106 01104 3345

THE
GENERAL
RECEIPT BOOK

OF THE
MUSEUM OF NATURAL HISTORY

IN THE
BRITISH MUSEUM

FOR THE
RECORD OF RECEIPTS

AND
DISBURSEMENTS


IN THE
MUSEUM

OF THE
BRITISH MUSEUM

AND
DISBURSEMENTS

BY
J. C. GILL, Esq.

PRINTED BY
J. C. GILL, Esq.



THE
GENERAL
RECEIPT BOOK;

OR,

Oracle of Knowledge:

CONTAINING

SEVERAL HUNDRED USEFUL RECEIPTS

AND

EXPERIMENTS

IN

EVERY BRANCH OF SCIENCE,

INCLUDING

<i>Medicine,</i>		<i>Dying,</i>		<i>Pickling,</i>
<i>Chemistry,</i>		<i>Painting,</i>		<i>Preserving,</i>
<i>Mechanics,</i>		<i>Colouring,</i>		<i>&c. &c.</i>

WITH DIRECTIONS FOR

MAKING BRITISH WINES;

The whole so clearly explained as to be within
the reach of the most limited capacity.

*Compiled and extracted from valuable private
Manuscripts, public Documents, and
expensive Works of the most
eminent Practitioners.*

BY H. GIFFORD, CHEMIST.

LONDON :

PUBLISHED BY J. SMITH, 193, HIGH HOLBORN.

THE GENERAL RECEIPT BOOK;

OR,

Oracle of Knowledge;

CONTAINING

SEVERAL HUNDRED USEFUL RECIPES

AND

EXPERIMENTS

IN

EVERY BRANCH OF SCIENCE,

INCLUDING

Medicine,	Dyeing,	Pickling,
Chemistry,	Painting,	Preserving,
Metallurgy,	Cooking,	&c. &c.

WITH DIRECTIONS FOR

MAKING BRITISH WINES;

The whole so clearly explained as to be within
the reach of the most limited capacity.
Compiled and extracted from valuable private
Manuscripts, Public Documents, and
excellent Works of the most
celebrated Practitioners.

J. SMITH, PRINTER, HIGH HOLBORN.

x 66892

UNIVERSITY
LIBRARY
LEEDS

UNIVERSITY OF LEEDS LIBRARY

ADDRESS.

IN offering a new Edition of the **GENERAL RECEIPT BOOK**, the Publisher cannot refrain from expressing his grateful thanks for the liberal support the Work has hitherto received, which he flatters himself, he shall continue to merit by a diligent and unwearied desire to afford them amusement and instruction. In this Edition will be found many additional valuable Recipes with which he has been favoured by private friends, or procured from other sources of acknowledged merit.

The Publisher has also altered the size of this little Volume, so as to make it more portable, many of his patrons having suggested this improvement, in consequence of its inconvenient bulk, as well as to make it uniform with his numerous other publications. Utility and economy having been the principal objects considered by the Publisher, he trusts he shall succeed in his most ardent wish, viz. to obtain the approbation of his readers.

ADDRESS.



In offering a new Edition of the General
Recipe Book, the Publisher cannot refrain
from expressing his grateful thanks for the liberal
support the Work has hitherto received, which
encourages him to persevere in the same by
diligent and unwearied desire to afford them
improvement and instruction. In this Edition will
be found many additional valuable Recipes with
which he has been favoured by private friends,
procured from other sources of acknowledged

merit.
The Publisher has also altered the size of this
Volume, so as to make it more portable,
any of his patrons having suggested this im-
provement, in consequence of its inconvenient
bulk as well as to make it uniform with his
various other publications. Utility and eco-
nomy having been the principal objects considered
in the Publisher, he trusts he shall succeed in
most ardent wish, viz. to obtain the approba-
tion of his readers.

This blacking has been the source of an ample fortune to the patentee, the celebrated Mr. H. J. of Cockspur-street, Charing-cross, whose exclusive right has lately expired. It is made, according to the specification in the patent office, with one part of the gum arabic juice which issues from the shrub called *Gummi*, during the months of June, July, and August; four parts of

THE General Receipt Book.

of other solvents of two parts of a deep blue color, prepared from copper, and four parts of brown sugar-candy. The water is then

evaporated till it becomes of a proper consistence, when it is formed into cakes of

MISCELLANEOUS.

Tooth Powder.—Take have an ounce of powdered gum myrrh, one ounce of powdered bark, two drachms of cream of tartar, one drachm of bole ammoniac, mix in a mortar. A constant use of this powder will cause the teeth to obtain a beautiful whiteness, and preserve them from decaying, and prevent the tooth-ache. As some persons prefer using a tooth-paste in preference to a powder, the above mixture need only be made into a paste with the addition of honey.

Salts of Lemons.—Take equal parts of cream of tartar and citric acid powdered very fine, and mix together. This forms the salts of lemons as sold at the druggist's shops in small oval boxes at 1s. each, printed directions for using, which may be had of any druggist.

Matchless Blacking.—Take a quarter of a pound of ivory black, two ounces of the coarsest brown sugar, three pints of sour table beer, mix it well together, then throw in about a small table spoonful of sweet oil, and as much vitriolic acid; stir it well together, and in a few hours bottle it for use.

Bailey's Patent Cakes for Liquid Blacking.—

This blacking has been the source of an ample fortune to the patentee, the celebrated Mr. Bailey, of Cockspur-street, Charing-cross, whose exclusive right has lately expired. It is made, according to the specification in the patent office, with one part of the gummous juice which issues from the shrub called goat's thorn, during the months of June, July, and August; four parts of river water, two parts of neat's foot or some other softening oil, two parts of a deep blue colour, prepared from iron and copper, and four parts of brown sugar-candy. The water is then evaporated till the composition becomes of a proper consistence, when it is formed into cakes of such a size as to produce, when dissolved in hot water, a pint of liquid blacking.

German method of blacking leather.—Take two pounds of the bark of elder, and the same quantity of the filings of rust of iron; steep them in two gallons of river water, and put them in a cask or earthen vessel closely stopped. After it has stood two months, put to the liquid when well pressed out, a pound of powdered nut-galls and a quarter of a pound of copperas; then, after stirring it over a good fire, press out the liquid, with which the leather is to be three or four times brushed over, when it becomes of an excellent and most durable black.

Invisible Ink.—Put litharge of lead into very strong vinegar, and let it stand twenty-four hours; strain it off, and let it be till settled, then put the liquor in a bottle.

You next dissolve orpiment in quick lime water, by setting the water in the sun for two or three days, turning it five or six times a day. Keep the bottle containing this liquor well corked, as the vapour is highly pernicious if received into the mouth.

Write what you wish with a pen dipped in the first liquid, and, to make it visible, expose it to the vapour of the second liquor.

If you wish them to disappear again, draw a sponge or pencil dipped in aqua-fortis over the paper, and if you wish them to re-appear, let the paper be quite dry, then pass the solution of orpiment over it.

Another.—Dissolve bismuth in nitrous acid, when the writing with the fluid is exposed to the vapour of liver of sulphur it will become quite black.

Another.—Dissolve green vitriol and a little nitric acid in common water, write with a new pen, next infuse Aleppo galls slightly bruised in water. In two or three days pour the liquor off. By drawing a camel's hair pencil dipped in the second solution over the characters written with the first, they will appear a beautiful black.

Another.—Mix alum with lemon juice; the letters written with this ink are invisible till dipped in water.

Ink.—Take two gallons of soft water and a pound and a half of bruised galls; infuse them one month, and stir them daily; then add half a pound each of green copperas, logwood chips, gum arabic, and a gill of brandy.

Red Ink.—Boil an ounce of fine Brazil wood, (in the chips) and half a pint of water, and add three drachms of gum arabic, and half an ounce of allum.

Blue Ink.—Dissolve a small quantity of indigo in a little oil of vitriol, and add a sufficient quantity of water, in which is dissolved some gum arabic.

Yellow Ink.—Dissolve gamboge in a solution of gum.

Scarlet Ink.—Dissolve vermillion in gum water.

Permanent Ink for Marking Linen.—Dissolve a drachm of lunar caustic (which may be had at any druggists) in three drachms of distilled rain water; then add about half a drachm of gum arabic. This forms the ink with which you must write with a clean pen upon the linen, prepared as follows:—Dissolve half an ounce of sub-carbonate of soda in an ounce of water, and add twenty grains of gum arabic. This forms the liquid, which is to be kept in a separate bottle; well moisten the part of the linen you wish to write on with this liquid, dry it before a gentle fire, then write as before directed. The writing when exposed to the sun becomes black.

Permanent Red Ink for marking Linen.—This useful preparation, which was contrived by the late learned and ingenious Dr. Smellie, of Edinburgh, who was originally a printer in that city, may be used either with types, a hair pencil, or with a pen:—take half an ounce of vermillion, and a drachm of salt of steel; let them be levigated with linseed oil to the thickness or limpidity required for the occasion. This has not only a very good appearance, but will be found to resist the effects of acids as well as all alkaline leys. It may be made of other colours, by substituting the proper articles instead of vermillion.

Ink for printing on linen with types.—Dissolve one drachm of asphaltum in four drachms of oil of turpentine, then add lamp black or black lead, in fine powder, in sufficient quantity to render the ink of a proper consistence for printing with types.

To make mock Indian ink.—Dissolve six parts of isinglass in twice its weight of boiling water, one part of liquorice in two parts of boiling water, mix both together while warm, then incorporate by little at a time, on a stone with a spatula, one part of the finest ivory black. When the mixture has been perfectly made, heat it in a water bath till the water is evaporated; it will then form a paste; any form may be given it by moulding it as usual.

White Ink for writing on black paper.—Having carefully washed some egg-shells, remove the internal skin, and grind them on a piece of porphyry. Then put the powder in a small vessel of pure water, and when settled at the bottom draw off the water, and dry the powder in the sun. This powder must be preserved in a bottle; when you want to use it, put a small quantity of gum ammoniac into distilled vinegar, and leave it to dissolve during the night. Next morning the solution will appear white; and if you strain it through a linen cloth, and add to it the powder of egg-shells, you will obtain a very white ink.

To make old Writing legible.—Take six bruised galls, and put them to a pint of strong white wine; stand it in the sun forty-eight hours; dip a brush into it and wash the writing, and, by the colour, you will discover whether your mixture is strong enough of the galls.

Never-yielding Cement.—Calcine oyster-shells, pound and sift them through a sieve, and grind them on a flat smooth stone with a muller till they are reduced to the finest powder, then take the whites of several eggs according to the quantity of powder, form the whole into a paste. With it join the pieces of china or glass, and press them together for six or eight minutes. This ce-

ment will stand both heat and water, and will never give way, even if the article should fall to the ground.

To make Phosphorus-Match Bottles.—Nothing more is necessary for this purpose than to drop small pieces of phosphorus into a common vial, heat it till it melts, and then turn the bottle round that it may adhere to the sides. The vial should be closely corked, and, when used, a common brimstone match is to be introduced and rubbed against the side of the vial; take it out instantly, cork the bottle, and if the match does not ignite quickly, rub it briskly on a smooth bit of cork. The vial that should be used ought to be shallow, such a one as is generally used for holding hair oil is well adapted for the purpose. A tin case should be made that will hold the bottle and a small piece of cork, with a vacancy for the matches.

Water-Gilding upon Silver.—Take copper flakes, on which pour strong vinegar; add alum and salt in equal quantities; set them on a fire, and when the vinegar is boiled till it becomes one-fourth part of its original quantity, throw into it the metal you intend to gild, and it will assume a copper colour. Continue boiling it and it will change to a fine gold colour.

Fulminating Silver.—Put into a small-necked bottle, resting on a little sand, one part of fine silver filings and three parts of aqua-regious (nitre-muriatic acid). When the silver is dissolved, pour the solution into a glass, add five times the quantity of water, then take spirit of salammoniack, and pour it into the solution drop by drop, until the silver is entirely precipitated to the bottom of the glass; decant the liquor that swims at the top, and having washed it several times in

warm waters, dry it and place it on paper capable of absorbing the moisture. If a grain of this powder put into a spoon, (it should be an iron one) be exposed to the flame of a candle, it will explode with a loud report. The crackers are made with this powder, a small quantity being placed in a bit of paper with a pea and a bit of sand twisted up.

The art of Bronzing.—Bronzing is that process by which figures of plaster of Paris, wood, &c., are made to have the appearance of copper or brass. It is as follows :—Dissolve copper filings in aqua-fortis ; when the copper has impregnated the acid, pour off the solution, and put into it some pieces of iron filings. The effect of this will be to sink the powder to the bottom of the acid. Pour off the liquor, and wash the powder in successive quantities of fresh water. When the powder is dry, it is to be rubbed on the figure with a soft brush or piece of leather ; but observe that previously to the application of the bronze powder, a sort of green is to be laid on the figure ; and if you wish the powder to adhere stronger, mix it with gum water, lay it on like paint, or previously trace the parts to be bronzed with gold size, and when nearly dry, rub the powder over it.

To give silver the colour of gold.—Dissolve in common aqua-fortis as much silver as you please : to eight ounces of silver take four ounces of hepatic aloes, six ounces of turmeric, two ounces of prepared tutty, that has been several times quenched in urine. Put these to the solution of the silver, they will dissolve, but rise up in the glass like a sponge ; the glass must therefore be large to prevent running over, then draw it off, and you will have ten ounces of silver as yellow as gold.

To take rust out of steel.—Sweet oil must be well rubbed on it, and in forty-eight hours use unslacked lime powdered very fine, rub it till the rust disappears.

A liquor to remove spots, &c.—Dissolve two ounces of pearl-ash in a quart of spring water, to which add two lemons cut into small pieces; mix this well, and keep it in a warm state two days, by placing it near the fire; strain it off, and keep it in a bottle for use. To use it, pour a little upon the part, and when it disappears, wash the part in cold water. This is a useful article to remove pitch, grease, &c.

To stain Leather Gloves.—Those pleasing hues of yellow, brown, or tan colour, are readily imparted to leather gloves, by this simple process: steep saffron in boiling hot water for twelve hours, then, having sewed up the tops of the gloves to prevent the dye from staining the insides, wet them over with a sponge dipped in the liquid. The quantity of saffron, as well as of water, depends on how much dye may be wanted, and their relative proportions on the depth of colour required. A common tea-cup will contain sufficient in quantity for a single pair of gloves.

Portable Glue.—Take half a pound of fine glue, boil and strain it clear, then boil two ounces of isinglass, put it in a double glue-pot with four ounces of brown sugar, and boil it pretty thick; pour it into plates; when cold, cut them into small pieces, and dry them. This is an excellent cement for paper, as it instantly dissolves in warm water, and fastens the paper very firmly.

Chemical Soap.—Take about an ounce of Fuller's earth crumbled into powder, moisten it with a little spirit of turpentine, then take half an ounce of salt of tartar and an ounce of the best pot-ash, and work the whole into a paste with a little soft soap. Form it into squares, and they will be fit for use.

Directions.—Moisten the spots of grease, and with a little water rub the soap well on it till it lathers, persevere in this for a short time until the spot disappears, then rinse the cloth with clear water.

N. B. This soap is precisely the same as sold in the streets of London.

Windsor Soap.—Cut some new white soap into thin slices, melt it over a slow fire, and scent it with oil of carraway; when perfectly dissolved, pour it into a mould and let it remain a week, then cut it into such sized squares as you may require.

Soft Pomatum.—Melt in a water bath half a pound of the best lard, take it off the fire, and add half a pint of rose water, stir it continually with a clean piece of wood or ivory, made in the form of a spatula or knife, until it is cold, then drain off the superfluous water that swims on the surface, add a few drops of the otto of roses, or any other scent you please. In order to prevent its turning rancid, add a table spoonful of spirits of wine.

Hard Pomatum.—Melt in a water bath a quarter of a pound of lard, quarter of a pound of mutton suet, and one ounce of white wax, take it off the fire, add a little spirits of wine, and for scent, otto of roses, or any other you choose. Stir it continually till nearly cold, turn it into moulds; when cold take them out, and put paper round them.

As it is my intention to explain every process of

making preparations in as plain a method as possible, it perhaps may be necessary to inform my readers of the simplest method of making a water bath. I do it more readily as the numerous receipts for ointments, &c. will require its use.

Get a glazed earthen pot capable of holding two quarts, take a good sized sauce-pan, or, if it can be had, a large sized stew or preserve pan would be preferable, half fill it with water, and place the earthen pot (which holds the ingredients) in it, which forms at once a water bath ; nothing more is required than placing it over the fire, and the heat of the water boiling melts whatever may be placed in the earthen pot.

Eau de Luce—Is a kind of liquid volatile soap, of a strong pungent smell, and is prepared as follows :—Ten or twelve grains of white soap are dissolved in four ounces of rectified spirits of wine, after which the solution is strained ; a drachm of rectified oil of amber is then added, and the whole filtered. With this solution mix, in a crystal glass bottle, such a proportion of the strongest volatile spirits of salammoniac as will, when sufficiently shaken produce a beautiful milk-white liquid. If a kind of cream should settle on the surface, add a small quantity of the solution of soap. Those who may wish to have this liquor perfumed may employ lavender or Hungary instead of spirits of wine.

Pomad Divin.—Clear a pound and a half of beef marrow from the strings and bones, put it into an earthen pan or vessel of water fresh from the spring, and change the water night and morning for ten days, then steep it in rose-water twenty-four hours, and drain it in a cloth till quite dry. Take an ounce each of storax, gum benjamin, cypress powder, half an ounce of cinnamon, two drachms of cloves, and two drachms of nutmegs,

all finely powdered, and mix them with the marrow before prepared. Put all the ingredients into a pewter pot that holds three pints; make a paste of white of egg and flour, lay it upon a piece of rag, and over it another piece of linen. With this cover the top of the pot very close that none of the steam may be evaporated; put the pot into a larger copper pot with water, taking care to keep it steady, that the water may not reach to the covering of the inner pot. As the water shrinks, constantly add more, boiling hot; it must boil four hours without ceasing.

When the steam has ceased to rise, uncover and strain the ointment through a linen cloth into small pots, and cover these up close with bladder and paper as soon as cold. Silver knives and spatula should be used, as those of other materials absorb a part of the odours.

To make old Gold appear like new.—Dissolve salammoniac in urine, boil the article in it, and it will have the desired effect.

Cold Lacquer.—Take fine sulphur and pulvarise it, then boil some stale spring water, pour it hot upon the powder and stir it well together, boil it, and pour into it an ounce of dragon's blood, after it is well boiled, take it off and filter it through a fine cloth, pour this water into a mattass (a chemical vessel) place in the liquor what you wish to colour or lacquer and boil it, and it will be a beautiful gold colour.

Another.—Take hepatic aloes, nitre and Roman vitriol, of each equal quantities, and distil them with water in an alembic, till all the spirits are extracted, it will at last yield a yellowish water, which will tinge any sort of metal a gold colour.

To clean Silver Plate.—Dissolve alum in a

strong ley, scum it carefully, and mix it up with soap, and wash your silver with it, using a linen rag.

To render Boots and Shoes snow and water-proof.—Dissolve a little bees' wax and mutton suet in a pipkin, then slightly rub it over the shoes and the stitches, which will repel the wet, and not in the least prevent the blacking from having the usual effect.

To produce fire by the mixture of two cold liquids.—Take half a pound of pure dry nitre, in powder, put it in a retort that is quite dry; and distilling the mixture in a moderate sand heat, it will produce a liquor like a yellowish fume; this when caught in a dry receiver, is *Glauber's spirits of nitre*; probably the preparation under that name may be obtained at the chemist's, which will of course save time and trouble.

You then put a drachm of distilled oil of cloves, turpentine, or carraways in a glass vessel, and, if you add an equal quantity, or rather more of the above spirits, though both are in themselves perfectly cold, yet, in mixing them together, a great flame will arise and destroy them both, leaving only a little resinous matter at the bottom.

To make a ring suspend by a thread, after the thread has been burned.—Soak a piece of thread in urine, or common salt and water. Tie it to a ring not larger than a wedding ring. When you apply the flame of a candle to it, it will burn to ashes, but yet sustain the ring.

To melt Iron in a moment and make it run into drops.—Heat a piece of iron thoroughly, and then apply it to a roll of sulphur, the iron will immediately run into drops. This experiment should be performed over a bason of water, in which the drops that fall down will be cooled.

Lead Tree.—To a piece of zinc fasten a wire twisted in the form of the worm of a still, introduce it into the bottle, suspended to the cork. Let the bottle be filled with spring water, with a small quantity of sugar of lead added. In a few days the tree will begin to grow, and produce a most beautiful effect.

To make beautiful transparent colour water.—The following liquors which are coloured, being mixed, produce colours from their own. The yellow tincture of roses, when mixed, produces a green. Blue tincture of violets and brown spirits of sulphur, produce a crimson. Red tincture of roses, and brown spirits of hartshorn, make a blue. Blue tincture of violets, and blue solution of copper, give a violet colour. Blue tincture of cyanus and blue spirit of salammoniac coloured, make a green. Blue solution of Hungarian vitriol, and red tincture of roses, make black; and blue tincture of cyanus and green solution of copper produces red.

To soften Horn.—To one pound of wood ashes add two pounds of quick lime, put them into a quart of water, let the whole boil till reduced to one-third, then dip a feather in, and if on drawing it out the plume should come off, it is a proof that it is boiled enough; when it is settled filter it off, and in the liquor thus strained put shavings of horn. Let them soak three days, and first anointing your hands with oil, work the whole into a mass and print or mould it into any shape you please.

To take a plaster of Paris cast from a person's face.—The person must lie on his back, and his hair to be tied behind, and in each nostril put a conical piece of paper, open at each end to allow for breathing. The face is to be lightly oiled

over, and the plaster prepared, it is to be poured over the face (taking particular care that the eyes are shut) till it is a quarter of an inch thick. Thus a mould is formed, from which a second cast is to be taken, that will furnish casts exactly like the original.

Modelling.—The elegant and cheap chimney ornaments, mostly manufactured by oriental seamen here in London, are formed of rice flour cast into moulds, shaped with tools while plastic.

An elegant cement may also be made from rice flour, which is at present used for that purpose in China and Japan. Mix the flour with cold water, and gently simmer over the fire; when it readily forms a delicate and durable cement, not only answering all the purposes of common paste, but is admirably adapted for joining together paper, card, &c. in forming the various beautiful and tasteful ornaments which afford so much employment and amusement to the ladies.

When made of the consistence of plastic clay, models, busts, basso relievos, &c. may be formed; and the articles, when dry, are susceptible of a high polish, and are very durable.

Cure for Smoky Chimnies.—Inflate a large ox bladder with air, and tie it by the neck to the middle of a stick, which place across the inside of the chimney, about two feet from the top, or at the foot of the chimney-pot. The buoyancy of the air keeps the bladder continually in a circular motion, and thereby prevents the rush of air into the tunnel from descending so low as the fire-place.

To clean Oil Paintings.—Oil paintings frequently become soiled with smoke or dirt, when they must be treated with great care; dissolve a small quantity of salt in some stale urine, dip a woollen cloth in the mixture, and rub the paint-

ings over with it till they are clean, then wash them with a sponge and clean water, dry them gradually, and rub them over with a clean cloth.

Should the dirt be not easily moved by the above preparation, add a small quantity of soft soap; be very careful not to rub the painting too hard.

To varnish drawings or card-work.—Boil some parchment in clear water in a glazed pipkin, till it becomes a fine clear size, strain, and keep it for use; give your work two coats, observing to do it quickly and lightly; when dry apply your varnish.

Blackman's celebrated oil coloured cakes for artists.—The following is the process, as described in the transactions of the Society of Arts.—Take four ounces of gum mastich, and a pint of spirits of turpentine; mix them together in a bottle, stirring them often till the mastich be dissolved. Where haste is required, some heat may be applied, but the solution is better when made cold. Let the colours be the best you can get; taking care that, by washing, &c. they are brought to the greatest degree of fineness. When the colours are dry, grind them on a hard close stone, for which purpose porphyry is best, in spirits of turpentine, adding a small quantity of the mastich varnish. Let the colours so ground become again dry, then prepare, in the following manner, the composition for forming them into cakes; procure some of the purest spermaceti, melt it in a clean earthen vessel over a gentle fire, and when fluid adding one-third its weight of poppy oil—work the whole well together. These things being in readiness, place over a frame, or support, the stone on which the colours were ground, with a charcoal fire to warm it. This being done, grind the colour fine with a muller on the warm stone, after which, adding a sufficient quantity of poppy oil and spermaceti, work the whole together with a muller to the

proper consistence. Lastly, taking a piece of the fit size for the cake intended to be made, roll it into a ball, put it into a mould and press it, and the process is completed. These cakes, on being wanted for use, must be rubbed down in poppy or other oil, or in a mixture of spirits of turpentine and oil, as may suit the convenience or intention of the artist.

To construct Paper Balloons.—Take several sheets of silk paper, cut them in the shape of a spindle, or, to speak more familiarly, like the coverings of the sections of an orange; join these pieces together into a spherical or globular body, and border the aperture with a ribbon, leaving the ends, that you may suspend from them the following lamp. Construct a small basket of very fine wire, if the balloon is small, and suspend it from the following aperture, so that the smoke from the flames of a few sheets of paper, wrapped together and dipped in oil, may heat the inside of it. Before you light this paper, suspend the balloon so that it may, in a great measure, be exhausted of air, and as soon as it has been dilated, let it go, together with the wire basket, which will serve as ballast.

The Fiery Fountain.—If twenty grains of phosphorus cut very small, and mixed with forty grains of powder of zinc, be put into four drachms of water, and two drachms of concentrated sulphuric acid be added thereto, bubbles of inflamed phosphorated hydrogen gas will quickly cover the whole surface of the fluid in succession, forming a real fountain of fire.

To Silver Iron.—Dissolve mercury in marine acid, and dip a piece of iron into it, or rub the solution over the iron, and it will assume a silvery appearance.

A powder which catches fire when exposed to the air.—Put three ounces of rock alum, and one ounce of honey or sugar into a new earthen dish, glazed, and which is capable of standing a strong heat; keep the mixture over the fire, stirring it continually till very dry and hard; then remove it from the fire, and pound it to a coarse powder. Put this powder into a long-necked bottle, leaving part of the vessel empty; and having placed it in a crucible, fill up the crucible with fire sand, and surround it with burning coals. When the bottle has been kept at red heat for about seven or eight minutes, and no more vapour issues from it, remove it from the fire, then stop it with a piece of cork, and having suffered it to cool, preserve the mixture in small bottles well closed. If you uncloseth one of these bottles, and let fall a few grains of this powder on a bit of paper, or any other very dry substance, it will first become blue, then brown, and will at last burn the paper on which it is placed.

To take out Mildew from Clothes.—Mix some soft soap with powdered starch, half as much salt, and the juice of a lemon, lay it on the part with a brush; let it lay on the grass day and night till the stain comes out. Iron-moulds may be removed by the salt of lemons. Many stains may be removed by dipping the linen in sour butter-milk, and then drying it in a hot sun; wash it in cold water, repeat this three or four times. Stains caused by acids may be removed by tying some pearlash up in the stained part; scrape some soap in cold soft water, and boil the linen till the stain is gone.

Lavender Water.—Take a quart of rectified spirits of wine, essential oil of lavender two ounces, essence of ambergris five drachms; put it all into a bottle, and shake it till it is incorporated.

Or, put two pounds of lavender blossoms into half a gallon of water, and set them in a still over a slow fire, distil it off gently till the water is all exhausted; repeat the process a second time; cork it closely down in bottles.

Rose Water.—When the roses are in full bloom pick the leaves carefully off, and to every quart of water put a peck of them; put them in a cold still over a slow fire, and distil gradually, then bottle the water; let it stand in the bottle three days, and then cork it close.

Milk of Roses.—Mix four ounces of the oil of almonds with half a gallon of rose water, and then add forty drops of the oil of tartar.

Hungary Water.—Put some rosemary flowers into a glass retort, and pour on them as much spirits of wine as the flowers will imbibe; dilute the retort well, and let the flowers stand six days, then distil in a sand heat.

Honey Water.—To every quart of spirits of wine, put six drachms of essence of ambergris; pour it into a bottle and shake it well daily.

Saloop.—Boil some wine, water, sugar, and lemon peel together; then add the saloop powder rubbed smooth with a little cold water, and boil the whole a few minutes.

Sago.—Soak your sago in cold water one hour, wash it well and pour off the water, add some more, and simmer the whole till the berries are clear; add lemon, wine, spice, and sugar, and boil the whole up together.

Arrow Root.—Care must be taken to procure that which is genuine, mix it in the same manner

as you would starch, then add a glass of sherry with sugar and nutmeg to fancy, or a little brandy.

Tapioca Jelly.—Wash some tapioca in cold water, and soak it in fresh water six hours, let it simmer in the same water with a bit of lemon-peel, till it becomes clear, then add lemon-juice, wine, and sugar, agreeable to the taste.

The artificial Rainbow.—Opposite a window into which the sun shines direct, suspend a glass globe filled with clean water, by means of a spring that runs over a pulley, so that the sun's rays may fall on it. Then drawing the globe up, you will observe, by placing yourself in a proper situation, a purple colour in the glass; and, by drawing it up gradually higher, the other prismatic colours, blue, green, and red, will successively appear; after which the colours will disappear till the globe is raised to about fifty degrees, when they will again appear, but in an inverted order, the red appearing first, and the blue or violet last; on raising the globe a little higher, they will totally vanish.

Curious experiment with the Magic Lantern.—The construction of this amusing optical machine is so well known, that to describe it would be superfluous, particularly as it can now be purchased very reasonably at any of the optician's; but as many persons who have a taste for drawing might not be pleased with many designs to be had at the shops, or might wish to indulge their fancy in a variety of objects, which, to purchase, would become expensive, we present our readers in the first place with the method of drawing them, which will be succeeded by a plain description of diverting experiments.

Of Painting the Glasses.—You first draw on a

paper, the size of the glass, the subject you mean to paint; fasten this at each end of the glass with paste, or any cement to prevent it from slipping. Then with some very black paint mixed with varnish, draw, with a fine camel's hair pencil, very lightly, the outlines sketched on the paper, which are reflected through the glass. Some persons affirm that these outlines can be traced with japan writing ink, and a common pen with a fine nib; but this, even if it succeeds in making a delicate outline, is likely to be effaced by damp or wet. It would add to the natural resemblance if the outlines were drawn with a strong tint of each of the natural colours of the object; but in this respect please your own fancy. When the outlines are dry, colour and shade your figures, but observe to temper your colours with strong white varnish. A pleasing effect will be produced, if you leave strong lights in some parts of the drapery, &c. without any colours. The best colours for this purpose are transparent ones—opaque or mineral colours will not do. The following are in most repute:—

For pink and crimson	.	Lake or carmine.
Blue	• • •	Prussian blue.
Green	• • •	Calcined verdigris, or distilled do.
Yellow	• • •	Gamboge.

A liquor that shines in the dark.—Take a bit of phosphorus about the size of a pea; break it into small parts, which you are to put into a glass half full of water, and boil it in a small earthen vessel over a moderate fire. Have in readiness a long narrow bottle, with a well fitted glass stopper, and immerse it with its mouth open into boiling water. On taking it out, empty the water, and pour in the mixture in a boiling state; then put in the stopper and cover it with mastich, to prevent the entrance of the external air. The water will shine

in the dark for several months without being touched; and if it be shaken in dry warm weather, brilliant flashes will be seen to rise through the middle of the water.

To melt a piece of money in a walnut shell without injuring the shell.—Bend any thin coin and put it into half a walnut shell; place the shell on a little sand to keep it steady. Fill the shell with a mixture made of three parts of very dry pounded nitre, one part of flowers of sulphur, and a little saw-dust well sifted. If you then set light to the mixture, you will find, when melted, that the metal will also be melted in the bottom of the shell in form of a button, which will become hard when the burning matter round it is consumed; the shell will have sustained very little injury.

Luminous Liquor.—Put a little phosphorus with essence of cloves into a bottle, which must be kept closely stopped. Every time the bottle is unclosed the liquor will appear luminous. This experiment must be in the dark.

The burnt writing restored.—Cover the outside of a small memorandum book with black paper, and in one of its inside covers make a flap to open secretly, and observe there must be nothing over the flap but the black paper that covers the book. Mix soot with black or brown soap, and rub the side of the black paper next the flap; wipe it clean, so that a white paper pressed against it will not receive any mark. Provide a black lead pencil that will not mark without pressing hard on the paper. Have a small box about the size of a memorandum book, and that opens on both sides, but on one of them by a private method. Give a person the pencil and a slip of thin paper, on which he is to write what he thinks proper; you present him the book at the same time, that he

may not write on the bare board. You tell him to keep what he writes to himself, and direct him to burn it on an iron plate, laid on a chafing dish of coals, and give you the ashes. You then go into another room to fetch your magic box, before described, and take with you the memorandum book. Having previously placed a paper under the flap in the cover of the book, when he presses hard with the pencil to write on his paper, every stroke, by means of the stuff rubbed on the black paper, will appear on that under the flap. You take it out, and put it into one side of the box.— You then return to the other room, and taking a slip of blank paper, you put it into the other side of the box, strewing the ashes of the burnt paper over it. Then shaking the box for a few moments, at the same time turning it dexterously over, you open the other side, and shew the person the paper you first put in, the writing on which he will readily acknowledge to be his. If there be a press or cupboard that communicates with the next room, you need only put the book in the press, and your assistant will open it, and put the paper in the box, which you presently after take out and perform the rest of the amusement as before. There may likewise be a flap on the other cover of the book, and you may rub the paper against that with red lead. In this case you give the person the choice of writing either with a black or red pencil, and present him the proper side of the book accordingly.

To soften Iron or Steel.—Either of the following simple methods will make iron or steel as soft as lead :—

1. Anoint it all over with tallow ; temper it in gentle charcoal fire, and let it cool of itself.
2. Take a little clay, cover your iron with it, temper it in a charcoal fire.
3. When the iron or steel is red hot, strew hellebore on it.

4. Quench the iron or steel in the juice of water of common beans.

To cast Figures in imitation of Ivory.—Make isinglass and strong brandy into a paste, with powdered egg-shells very finely ground. You may give it what colour you please; but cast it warm into your mould, which you previously oil over. Leave the figure in the mould till dry, and you will find on taking it out that it bears a very strong resemblance to ivory.

To destroy Bugs.—Mix half a pint of spirits of turpentine and half a pint of best rectified spirits of wine in a strong bottle, and add about half an ounce of camphor, which will dissolve in a few minutes. Shake the mixture well together, and with a sponge or brush dipped in it, well wet the bed and furniture where the bugs breed. This will destroy both them and their nits, though they swarm. The dust, however, should be brushed from the bedstead and furniture, to prevent, from carelessness, any stain. If that precaution is attended to, there will be no danger of soiling the richest silk or damask. On touching a live bug with only the tip of a pin put into the mixture, the insect will be instantly deprived of life, and should any bugs happen to appear after using the mixture, it will be from not wetting the linen, &c. of the bed, the foldings and linings of the curtains near the rings or the joints, or holes in and about the bed, in which places the vermin nestle and breed; so that those parts being well wetted with more of the mixture, which dries as fast as it is used, and pouring it into the joints and holes where the sponge and brush cannot reach, it will never fail totally to destroy them. The smell of this mixture, though powerful, is extremely wholesome, and to many persons very agreeable. It exhales, however, in two or more days. Only

one caution is necessary, but that is important. The mixture must be well shaken when used; but never applied by candle light, lest the spirits being attracted by the flare of the candle, might cause a conflagration.

Syrup of Ginger.—An agreeable and moderately aromatic syrup, impregnated with the flavour and medicinal virtues of ginger, is thus prepared:—Macerate an ounce and a half of beaten ginger in a quart of boiling water, closely covered up for twenty-four hours, then, straining off the infusion, make it into a syrup by adding at least two parts of fine loaf sugar, dissolved and boiled up in a hot water bath.

To make Spruce Beer.—This cheap and wholesome liquor is thus made: take of water sixteen gallons and boil the half of it, put the water thus boiled to the reserved cold part, which should be previously put into a barrel or other vessel; then add sixteen pounds of treacle or molasses, with a few spoonsful of the essence of spruce, stirring the whole together, add half a pint of yeast, and keep it in a temperate situation with the bung-hole open for two days, till fermentation subsides, then close it up, or bottle it off, and it will be fit for drink in a few days.

Superior Bitters.—Take half an ounce of the yolks of fresh eggs, carefully separated from the white, half an ounce of gentian root, one drachm and a half of Seville orange peel, and a pint of boiling water, pour the water hot upon the above ingredients, and let them steep in it for two hours, then strain them through cap paper and bottle it for use.

Orangeade or Lemonade.—Press the juice out, then pour boiling water on a part of the peel, and

cover it close, boil some water and sugar to a thin syrup and skim it well; when all are cold, mix the juice, the infusion, and the syrup, and strain the whole.

Mutled Ale.—Boil a quart of good ale with some nutmeg, beat up six eggs and mix them with a little cold ale, then pour the hot ale to it, and return it several times to prevent it curdling; warm, and stir it sufficiently thick, add a piece of butter or a glass of brandy, and serve it with dry toast.

To make improved wholesome Purl.—Take Roman wormwood two dozen, gentian root six pounds, calamus aromaticus (or the sweet flag root) two pounds, a pound or two of the galien gaie root, horse radish one bunch, orange-peel dried, and juniper berries each two pounds, seeds or kernels of Seville oranges dried two pounds. These being cut and bruised, put them into a clean butt, and start mild brown beer upon them, so as to fill up the vessel about the beginning of November, and let it stand till the next season; make it thus annually.

Persian art of making Yeast with Pease.—The preservation of yeast having been a subject of much research in Europe, the following particulars may, perhaps, be entitled to attention. On the coast of Persia bread was made in the English manner of good wheat flour, and with the yeast generally used there, which is thus prepared:—Take a tea cup or wine glass full of split or bruised pease, pour on them a pint of boiling water, and set the whole in a vessel all night on the hearth or in any warm place; this will be a good yeast, and have a froth on its top next morning. In this cold climate, especially at a cold season, it should stand longer to ferment, perhaps twenty-

four or forty-eight hours, and the quantity of pease should be larger. Experience must determine this : the above quantity made as much bread as a half quartern loaf, the quality of which was very good and light.

Useful properties of Charcoal.—All sorts of glass vessels and other utensils may be purified from long retained smells of every kind in the easiest and most perfect manner, by rinsing them out with charcoal powder, after the grossest impurities have been scoured off with sand and potash. Rubbing the teeth and washing out the mouth with charcoal powder will render the teeth beautifully white, and the breath perfectly sweet, where an offensive breath has been owing to a scorbutic disposition of the gums. Putrid water is immediately deprived of its smell by charcoal.

To make Starch.—Peel and grate a quantity of potatoes, put the pulp into a coarse cloth between boards, and press it into a dry cake ; the juice thus pressed out of the potatoes must be mixed with an equal quantity of water, and in an hour's time it will deposit a fine sediment.

A cement to join broken Glass.—Take one ounce of isinglass, steep it in half a pint of spirits of wine for twenty-four hours, then let it dissolve over a slow fire (always keeping it closely covered, or the spirit will evaporate), then take six cloves of garlic, bruise them well in a mortar, put it in a linen cloth, and squeeze the juice into the isinglass, mix it well together, and keep it for use, it being excellent to join glass, ornaments, &c. &c.

Cephalic Snuff.—Take half an ounce each of rosemary, sage, lilies of the valley, and the tops

of sweet marjoram, with a drachm each of asarabacca root, lavender flowers and nutmeg. Reduce the whole to a fine powder, and take it like common snuff, as often as may be necessary for the relief of the head, &c. There are many more powerful snuffs for medicinal purposes, but few so useful, agreeable, and innocent, to be used at pleasure.

The art of making Brillau's incomparable liquid for changing the colour of the hair.—This is said to be the best liquid in the world for making the hair curl, as well as for changing that which is disagreeably sandy to a pleasant colour; the method of preparing it is as follows:—Take two ounces of scrapings of lead, an ounce of hartshorn shavings, a quarter of an ounce of litharge of gold, and a drachm of camphor, put them into a pint of soft water, and let them boil for half an hour. When cold and fine, pour the liquid off and add a drachm each of sugar of lead and rosemary flowers. Boil these up together, pour off the liquid, and, when fine, it is fit for use.

Admirable wash for the Hair, said to thicken its growth better than Bear's Grease.—Take two ounces each of rosemary, maidenhair, southernwood, myrtle-berries, and hazel-bark, and burn them to ashes on a clean hearth or in an oven; with these ashes make a strong ley, with which wash the hair at the roots every day, and keep it cut short; this wash destroys the worm at the root, and proves far more effectual than bear's grease or pomatum, which rather feed than destroy that unsuspected enemy to the human hair.

Easy method of restoring and rendering legible damaged Parchment Deeds, &c.—When a parchment deed becomes obliterated and discoloured by

moisture, on simply immersing it in spring water for about a minute, then pressing it between sheets of blotting paper to prevent it shrivelling up while getting dry, it will generally, when it has nearly approached that state, be found to have resumed its original colour, and appear perfectly plain; but should the characters not prove legible on its becoming moderately dry, the operation must be repeated as often as it may be necessary. The following mixture, it is asserted, will make writing which has been obliterated, faded, or sunk, either on paper or parchment, immediately legible:—Bruise two or three nutgalls, infuse them in half a pint of wine, and let the bottle stand for two days in the sun, or in any other equally warm situation; then wash the part of the parchment or paper which is wanted to have the writing recovered, by means of a sponge or soft brush dipped in the vinous infusion, and the purpose will be immediately answered if it be sufficiently strong. Should that not happen, its powers must be increased by an additional quantity of galls; and, perhaps, in some cases stronger heat and even stronger wine may also be necessary.

Ginger Drops.—These drops may be made in the following manner:—Beat, in a marble mortar, an ounce of the best candied orange peel, with a little loaf sugar, and, when it becomes a smooth paste, add half a pound of loaf sugar, and half an ounce of the best powdered ginger. Then, with a little water to dissolve the sugar, boil the whole to a candy and drop it off from the point of a knife on writing paper, in small round drops. They will come off the paper. When quite cold are to be kept in papered boxes. Among the other good qualities of ginger, it is said to be beneficial in dimness of sight, &c.

Peppermint Drops.—The best peppermint

drops are made by sifting finely-powdered loaf sugar into lemon juice, sufficient to make it of a proper consistence ; then, gently drying it over the fire for a few minutes, and stirring in about fifteen drops of oil of peppermint for each ounce of sugar, dropping them from the point of a knife like the ginger drops in the preceding article : some, instead of using lemon juice, or any heat, merely mix up the sugar and oil of peppermint with whites of eggs, beating the whole well together, dropping it on white paper, and drying the drops gradually before the fire at a distance.

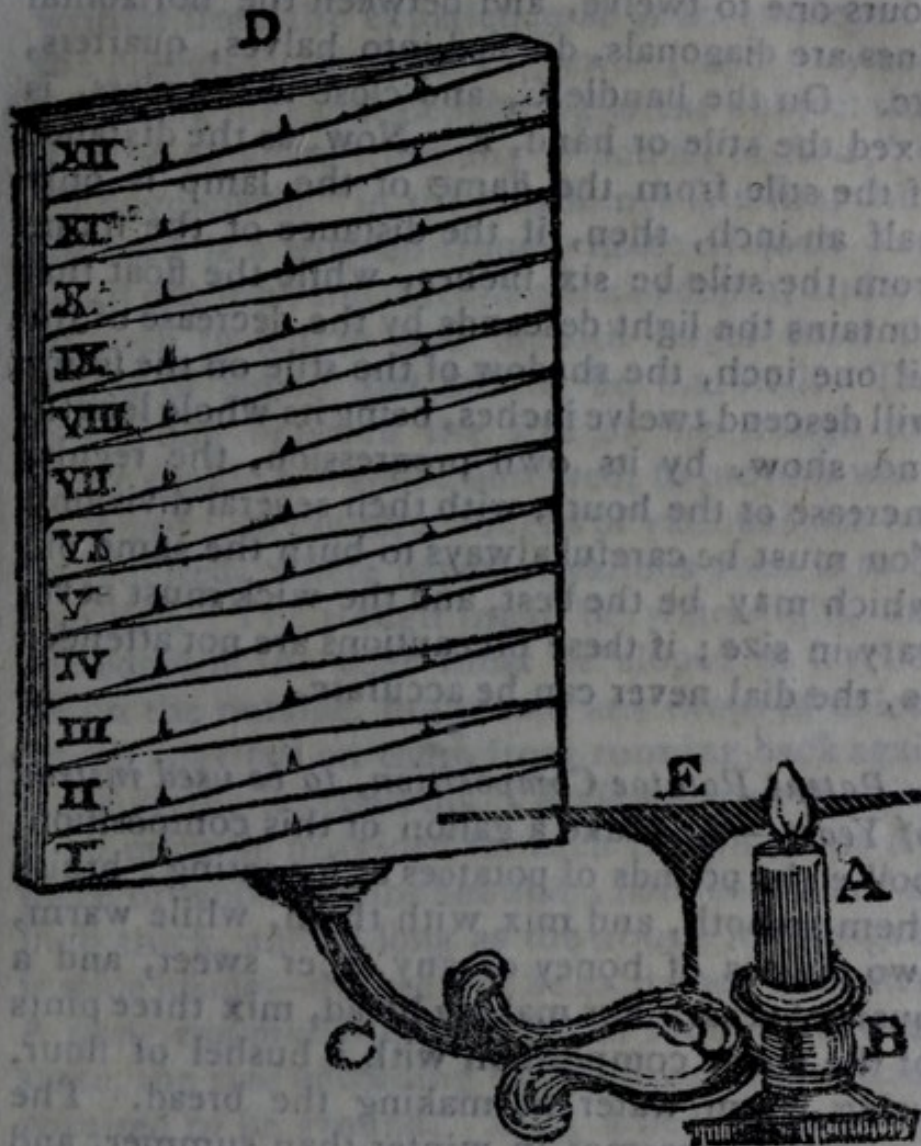
Art of making Barley Sugar.—Put some common or clarified syrup into a saucepan with a spout, such as for melting butter, if little is wanting to be made, and boil it till it comes to a thickish consistence, carefully taking off whatever scum may rise ; and, having prepared a marble stone either with butter or oil, just sufficiently to prevent sticking, pour the syrup gently along the marble, in long sticks of whatever thickness may be desired ; twist it, while hot, at each end, and let it remain till cold, when it will be fit for immediate use. The rasped rind of lemon boiled out of the syrup gives a very agreeable flavour to barley sugar, and, indeed, the best are so prepared. So are barley-sugar drops.

Best method of making Coffee.—It is observed by Mr. Eton, in his Survey of the Turkish Empire, that coffee, to be good, must either be ground to an almost impalpable powder, or pounded, as is done by the Turks, in an iron mortar with a heavy pestile ; they put the coffee quite dry into the pot over a slow fire, shaking it often until it gets warm and begins to send forth a fragrant smell ; then from another coffee-pot they pour on it the boiling water, or water in which the grouts of the last made coffee had been boiled, and set to

become clear, holding it over the fire till there is a white scum, without suffering it to boil, but only gently to rise. It is then poured from one pot into the other, and thus soon becomes clear; they often drink it quite thick. Some, to make it clear sooner, either put in a spoonful of cold water, or lay a cloth dipped in cold water on the top of the pot.

English modes of making Coffee.—One of the best methods of preparing coffee in England is by making four coffee cups, or about a pint, with an ounce of coffee, pouring on it that quantity of water, boiling it up for five or six minutes, pouring out and returning a little of the coffee two or three times, then putting in two or three small shreds of isinglass dissolved in a cupful of boiling water, boiling the whole five minutes longer, and keeping the coffee-pot close to the fire ten minutes more, to clear: some put in, with the coffee, a small bit of vanilla, which gives a fine flavour, but it must not be suffered to predominate; thus made, though it be too weak, it is pleasant. The strength might be sufficiently augmented by pounding the coffee as stated above, and adopting the same method with respect to the coffee grouts. Good cream, too, instead of very middling milk, makes a vast difference in drinking coffee, however prepared; the sugar, if pure, seems of less importance, though some insist that Lisbon sugar is the best, while many others insist on the superiority of sugar-candy powdered.

Inebriation.—When men are reduced to this degraded state by the inordinate use of fermented liquors, they may be restored by administering a tea-spoonful of spirits of hartshorn in a glass of water. Smelling at the spirits dissipates the fumes arising from the same beastly cause.



The Lamp Chronometer.—It represents a chamber-lamp, A, consisting of a cylindrical vessel made of tin, in the shape of a candle, and is to be filled with oil. This vessel should be about three inches high, and one inch diameter, placed in a stand B. The whole apparatus of lamp and stand can be purchased, ready made, at any tin shop in London. To the stand B is fixed the handle C, which supports the frame D, about twelve inches high, and four inches wide. This frame is to be covered with oiled paper, and divided into twelve parts by horizontal lines, at the end of which are written the numbers for the

hours one to twelve, and between the horizontal lines are diagonals, divided into halves, quarters, &c. On the handle C, and close to the glass, is fixed the stile or hand, E. Now, as the distance of the stile from the flame of the lamp is only half an inch, then, if the distance of the frame from the stile be six inches, while the float that contains the light descends by the decrease of the oil one inch, the shadow of the stile on the frame will descend twelve inches, being its whole length, and show, by its own progression, the regular increase of the hours, with their several divisions. You must be careful always to burn the same oil, which may be the best, and the wick must never vary in size; if these precautions are not attended to, the dial never can be accurate.

Patent Potatoe Composition, to be used instead of Yeast.—To make a gallon of this composition, boil eight pounds of potatoes as for eating; bruise them smooth, and mix with them, while warm, two ounces of honey or any other sweet, and a quart of yeast. For making bread, mix three pints of the above composition with a bushel of flour, using warm water in making the bread. The water to be warmer in winter than summer, and the composition to be used in a few hours after it is made; and, as soon as the sponge, or the mixture of the composition with the flour, begins to fall the first time, the bread should be made and put in the oven.

Plain directions for the marbling of paper and book edges.—We presume that the following instructions for the marbling of paper, will be of use to our readers generally. To bookbinders in country towns we know they will be invaluable; and they must be serviceable to all others who have occasion to make use of marble paper, and wish to have it cheap. These instructions are

written from the experience of *years* employed in the operations that they describe; and they contain more information relating to the subject than is to be obtained from any "School of Arts," or "Encyclopedia" in the kingdom. The first thing required is a wooden trough made of inch deal, about one inch and three-fourths in depth, and half an inch in length and breadth larger than the sheets of paper that are to be marbled. This proportion between the size of the trough and paper should always be observed, to prevent waste of colour; of course, troughs of various sizes will be required, where paper of various sizes is to be marbled. The trough must be water-tight, and the edges of the sides must be sloped or levelled off on the outside, to prevent any drops of colour which may fall on them from running back again and sullyng its contents. A *skimmer* or clearing stick must be provided for each trough; this is a piece of wood two inches and a half wide, half an inch thick, and as long as the trough it belongs to is wide inside—the use will be explained hereafter. A *stone and muller* of marble, or some other hard stone, the size according to the quantity of colour required to be ground. Also, a flexible knife for gathering the colour together. A dozen or two of small glazed pipkins to hold colours in; the pots being furnished with brushes made as follows:—Take a round stick as thick as your finger, and cut a notch all round one end of it, next, take some bristles, four or five inches long, and place them evenly round the stick at the notched end, letting them project one inch and three-fourths beyond the wood; cut away the ragged bristles, and tie up the brush firmly with fine cord. The use of the notch round the end of the handle is to make the bristle spread out when firmly tied up, so that the colour may be scattered about more abundantly. Rods for drying the paper on when marbled, are better than lines; they should be

round, at least the upper side should, and about an inch and a quarter in breadth and thickness. Twelve rods 11 feet long will hang $3\frac{1}{2}$ quires of demy, or $4\frac{1}{2}$ quires of foolscap. *Colours*—of these the following assortment: *Red*—Vermillion, drop-lake, rose-pink, Venetian red, red ochre. *Blue*—Indigo blue, Prussian blue, verditer. *Orange*—Orange lead, orange orpiment. *Black*—Ivory blue, black. *Yellow*—Dutch pink, yellow ochre, king's yellow, English pink. With respect to grinding your colours, observe *the finer the colours are ground, the better and the cheaper will your work be.* First, your colours should be finely pounded, then mixed with water to the consistence of paste, and put in a colour-pot with the knife. From the pot the colour must be taken out a little at a time, and levigated very fine with pure water. Compound colours are made by mixing the colours mentioned in the foregoing paragraph in certain proportions. The following may be particularised:—To make *red colour*, mix three parts of rose pink with one of vermillion. A *finer red*—four parts of rose-pink, two parts of vermillion, and one part of drop-lake; for very fine work use drop-lake alone, but use it sparingly, for it is a dear article. *Yellow*—Two parts of Dutch pink, and one part each of king's yellow and English pink. *Green*—made by mixing blue and yellow. *Dark blue*—Indigo, which may be made lighter by the addition of verditer. *Orange brown*—two parts of Venetian red, and one part of orange lead. *Fine orange*—Put some yellow ochre in a ladle over a fire, and keep it there till it assumes a dark red colour. Take of this red ochre, finely pounded, and of Venetian red equal quantities, and add a little orange orpiment or rose-pink mixed together. *Umber colour*—equal quantities of Venetian red and ivory black. *Cinnamon colour*—Venetian red with a little Prussian blue. All other colours can be made by mixing together those

already described, as experience will dictate. In addition to the articles already mentioned, obtain the following—a bottle of ox-gall, a bottle of good oil of turpentine, and some pure water. Supposing you to be provided with the materials for marbling, the next thing is to shew you how to set about the operation. In the first place, the trough already described must be filled, at least to the eighth of the top, with a solution of gum tragacanth, which is to be prepared as follows:—gum of pale white, semi-transparent appearance, (gum of a pure white or of a brownish colour is often bad) is to be soaked in water for at least forty-eight hours, in the proportion of half a pound to a gallon and a half; this should make a gum water as thick as that used in miniature painting. Pass this solution through a hair sieve or linen cloth, and pour it into the trough. In all cases where the trough is to be used, the solution should be stirred with a few quills, and the surface of it cleared from film, &c. by the skimmer as described before. *Colours intended to represent veins* are made by adding a small quantity of gall to the colours, and stirring each up well with a brush, in order that they may be properly mixed. Previous to use, those mixtures of colour and gall are to be thinned with water to the consistence of cream, and are to be well stirred up.

Singular effect of heat.—If a piece of tinfoil be wrapped in a piece of platinum foil of the same size, and exposed on charcoal to the action of the blow-pipe, the union of the two metals is indicated by a rapid whistling, and by an intense brilliancy in the light which is emitted. If the globule thus melted is allowed to drop in a basin of water, it remains for some time red hot at the bottom; and such is the intensity of the heat, that it melts and carries off the glaze of the basin from the part on which it happens to fall.

Mode of imitating Seed Pearls.—Cut silver lace into pieces of various lengths, put them into a small crucible with pounded charcoal, one stratum above another; give it a heat sufficient to melt the silver, which will be found, on cooling, fused into round grains resembling pearls.

Imitation of Mother-of-Pearl.—The imitation of mother-of-pearl is produced by a preparation of sea-shells, reduced to powder and formed into a paste. The Chinese is said to form their imitations of mother-of-pearl from rice glue, which is nothing more than rice ground to an impalpable powder, intimately mixed with cold water, and then gently boiled; a paste is thus produced which may be formed into moulds or figures.

Method of cleaning Playing Cards.—Nothing soils sooner than playing cards, and they are an expensive article to replace, owing to the high duty they pay. The following method will be found to remove every thing from them but a stain, and will give the dirtiest pack possible the appearance of being new. Rub the soiled card with a piece of flannel and good fresh butter until the butter shall have cleaned off all the dirt. So soon as the dirt is removed, wipe off the butter with a clean rag, and to restore the card to its former gloss, rub the surface sharply with a piece of flannel and some flour; cut the edges neatly with a pair of scissors, and the operation is completed.

Epsom Salts.—To form the sulphate of magnesia, commonly known by the name of Epsom salts, take a quantity of common magnesia, and saturize it with diluted sulphuric acid (oil of vitriol with water,) filter the solution, and chrysalize the salt by concentrating the solution, and then allowing it to cool.

To distinguish the solution of Epsom Salts from that of Oxalic Acid.—1st. Taste a single drop of the solution—if it is Epsom salts it is bitter, if oxalic acid extremely sour. 2nd. Pour a little tincture of litmus into the solution, if it is a solution of Epsom salts, the blue colour of the litmus in it will be unchanged—if oxalic acid, the blue will be turned to red. 3rd. A few drops of common black ink thrown into it, if it is Epsom salts it appears rather purple, if, on the contrary, it is oxalic acid, it will change to a reddish colour. 4th. Oxalic acid, when dropped in water, makes a crackling noise—Epsom salts does not. Should the above remarks be attended to, no mistake can possibly occur by taking the poison (oxalic acid) instead of Epsom salts.

To chrystalize Tin.—After cleansing away every extraneous matter, as dirt or grease, with warm soapy water, rinse your tins in clean water, then after drying it, give it a heat to the temperature of bare sufferance to the hand, and expose it to the vapour of any acid that acts upon tin, or the acid itself may be poured on, or laid on with a brush, the granular crystallization varying according to the strength of the wash, and the heat of your plates. Hence it must be perceived, whatever quantity is required for any particular job of work should be made all at one time; no two makings coming away alike, but depending entirely upon accident. Wash 1. Take one part by measure of sulphuric acid, and dilute it with five times as much water. 2. Take of nitric acid and water equal quantities, and keep the two mixtures separate. Then take of the first, ten parts, and one part of the second, mix, and apply the same with a pencil or sponge to the surface of the heated tin, repeating the same several times, until the material acted upon loses its heat, or you may be satisfied with the appearance of your work. A

transparent varnish is now to be laid on, much whereof will be absorbed, and will of course be affected by any colouring matters you may mix with it; these, however, should not be opaque colours, and a good polish being given to the work, produces that enviable brilliant covering we find lately so much in vogue for covering iron story posts.

Another.—The fancy may be employed in using your acids in various degrees of dilution, whereby the cloudy reflections more or less resemble mother-of-pearl, or assume the deep shades of rude leaves, of stars, and other figures, or simply shapeless granulations. This is the process of M. Baget, and these his various mixtures.—1. Dissolve four ounces of muriate of soda in eight ounces of water, and add thereto two ounces of nitric acid. 2. To eight ounces of water put two ounces of nitric acid, and three of muriatic acid. 3. To eight ounces of water add two ounces of muriatic acid, and one of sulphuric acid. One of those mixtures, at your pleasure, is to be poured upon the heated tin, while it rests upon a vessel of stone ware, the mixture is to be thrown on by instalments as it were; the tin is then to be thrown into a slightly acidulated water, and afterwards washed in clean water. The subsequent treatment is to be the same as before detailed.

Gold Varnish—To be laid on the tin which has been ornamented, by undergoing the process just described.

Take of shell lac	-	2 ounces
Arnatto	-	1 ounce.
Turmeric	-	1 ounce.
Dragon's blood		30 grains.

Dissolve the whole in twenty ounces of spirits of wine, in a gentle heat.

Art of making Red Sealing Wax.—To every ounce of shell lac take half an ounce of resin and vermillion, all reduced to a powder; melt them over a moderate fire, and, when thoroughly incorporated, and sufficiently cool, form the composition into sticks of any length or thickness, and either flat or round, as may be best. On account of the dearness of shell lac, seed lac is usually substituted, even in what is denominated the best Dutch sealing wax. Boiled Venice turpentine may be used with good effect, instead of resin; thus may be made a fine red sealing wax. A more ordinary sort, but very good for most occasions, may be made by mixing equal parts of resin and shell lac with two parts of red lead, and one of vermillion, according to the proportion directed for the best wax, and to be made in a similar way. In a still commoner sort the vermillion is often omitted, and even a large proportion of whitening, strange as it may seem, is also actually introduced.

The art of making Black Sealing Wax.—This sealing wax is made by stirring into any quantity of gum lac or shell lac, half its weight of finely powdered ivory black, adding, to improve the beauty of the wax as well as to prevent its becoming too brittle, half their weight of Venice turpentine. When the whole is melted and incorporated by sufficient stirring over a slow fire, is poured on a stone or iron plate, which has been previously well oiled, and, while soft, rolled into sticks; the sticks, both of red and black wax, are lastly exposed to a proper degree of heat for acquiring a glossy surface. In a similar way, substituting verditer, Prussian blue, and other proper powder, for ivory black, may easily be made sealing wax of any desired colour.

Soft Sealing Wax for impressing Seals of

Office, &c.—This sealing wax, which is seldom used for any other purpose than that of receiving the impression of seals of office to charters, patents, proceedings in chancery, &c. is prepared, when to be used white, by mixing half a pound of bees' wax, an ounce and a half of turpentine, and half an ounce of sweet oil, and carefully boiling them together till the compound becomes of a fit consistency for moulding into rolls, cakes, or balls for use. If colour be wanted, it is readily obtained by stirring into the melted mass about half an ounce of a proper pigment, as in making the red or other coloured hard sealing wax.

Curious method of separating Gold and Silver from Lace without burning it.—Cut in pieces the gold or silver lace intended to be divested of every thing but the pure metal; tie it up tightly in linen, and boil it in soap ley till the size appears diminished; then take the cloth out of the liquid, and, after repeatedly rinsing it in cold water, beat it well with a mallet to draw out all the alkaline particles. On opening the linen, to the astonishment of those who have never before witnessed the process, the metallic part will be found pure and undiminished, in all its natural brightness.

To wash Chintz so as to preserve its gloss and beauty.—Take two pounds of rice and boil it in two gallons of water till soft; when done, pour the whole into a tub, and let it stand till about the warmth you in general use for coloured linens, then put the chintz in, and use the rice instead of soap; wash it in this until the dirt appears to be out, then boil the same quantity as above, but strain the rice from the water, and mix it in warm water. Wash it in this till quite clean, afterwards rinse it in the water the rice was boiled in, and this will answer the end of starch, and no dew

will affect it, as it will be stiff while it is worn. If a gown, it must be taken to pieces, and, when dried, hang it as smooth as possible; after it is dry rub it with a sleek stone, but use no iron.

Instantaneous production of Curds and Whey from Milk.—A very ready and elegant mode of procuring curds, and also a pleasant acidulous whey, is by adding to a glassful of milk a little solution of citric acid, taking care not to add too much: an experiment or two will readily show the quantity necessary to effect the purpose.

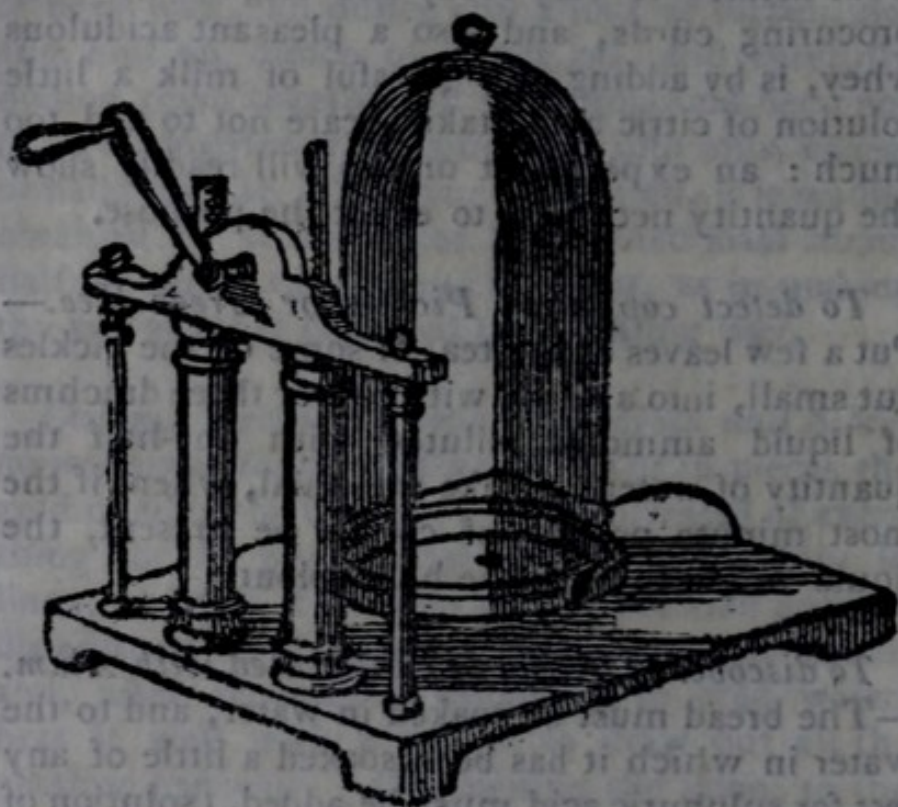
To detect copper in Pickles or Green Tea.—Put a few leaves of the tea, or some of the pickles cut small, into a phial, with two or three drachms of liquid ammonia diluted with one-half the quantity of water. Shake the phial, when, if the most minute portion of copper be present, the liquid will assume a fine blue colour.

To discover if Bread be adulterated with Alum.—The bread must be soaked in water, and to the water in which it has been soaked a little of any test for sulphuric acid must be added, (solution of muriate of lime will do.) Upon which, if any alum be present, the liquid will be pervaded with milkiness, but, if the bread be pure, the liquid will remain limpid.

To make Solder from Lead.—Two parts of lead and one part of tin; its goodness is tried by melting it, and pouring the size of a crown-piece upon the table, and, if it be good, there will arise little bright stars in it. Apply resin when this solder is used.

To prepare parchments for Painting.—Take about a yard and a half of list and roll it up very tight in a circular form, then take some finely powdered white pumice stone, put the list in it,

and rub it over the parchment. This plan, which is simple and very common, answers the best of any. If you wish to take water-colours without sinking, choose that which is not spongy and soft, and use alum water with the colours when you mix them for use.



The Air Pump.—The above figure represents the cheapest form, and in action it exactly resembles the common sucking pump, with this difference, that the valves are made of moistened bladder instead of leather.

Glass broken by Air.—Lay a square of glass on the top of an open receiver, and exhaust the air. The weight of the external air will press on the glass and break it to atoms.

The hand fixed by Air.—If a person holds his hand on an open receiver, and the air be exhausted, it will be fixed as if pressed by a weight of sixty pounds.

The Floating Stone.—To a piece of cork tie a small stone that will just sink it, and, putting it in a vessel of water, place it under the receiver. Then exhausting the receiver, the bubbles of the air will expand from its pores, and, adhering to its surface, will render it, together with the stone, lighter than water, and, consequently, they will rise to the surface and float.

Withered Fruit restored.—Take a shrivelled apple, and, placing it under the receiver, exhaust the air. The apple will immediately be plumped up, and look as fresh as when first gathered.

The Magic Bell.—Fix a small bell to the wire that goes through the top of the receiver. If you shake the wire the bell will ring while the air is in the receiver, but, when the air is drawn off, the sound will by degrees become faint, till at last not the least noise can be heard. As you let in the air again, the sound returns.

Feathers heavier than Lead.—At one end of a balance hang a piece of lead, and at the other as many feathers as will poise it, then place the balance in the receiver. As the air is exhausted, the feathers will appear and overweigh the lead, and when the air is drawn off the feathers will preponderate, and the lead ascend.

The Artificial Halo.—Place a candle on one side of a receiver, and let the spectator place himself at a distance from the other side. Directly the air begins to be exhausted, the light of the candle will be refracted in circles of various colours.

The Artificial Balloon.—Take a bladder containing only a small quantity of air, and a piece of lead to it, sufficient to sink it if immersed in

water. Put this apparatus into a jar of water, and place the whole under a receiver. Then exhaust the air, and the bladder will expand, become a balloon lighter than the fluid in which it floats, and ascend, carrying the weight with it.

To cause a Stone to be in perpetual Motion.—

Put small filings of iron into aquafortis, let them remain there until the water takes off the iron requisite, which it will do in seven or eight hours. Then take the water and put it into a phial an inch wide, with a large mouth, and put in a stone of lapis calaminaries, and stop it close; the stone will then keep in perpetual motion.

To Gild the edges of Writing Paper or Leaves of Books.—Screw a quantity of pages strongly

into a press, after being cut as smooth as possible. Size them with isinglass glue mixed up with spirits of wine, and then apply the gold leaves when the size arrives at the proper degree of thickness.

To Silver the back of Looking glass.—Take a sheet of tin-foil and spread it upon a table, then rub mercury upon it with a hare's foot till the two metals incorporate. Lay the plate of glass upon it, and load it with weights, which will have the effect of pressing out the excess of mercury, that was applied to the tin-foil. In a few hours the tin-foil will adhere to the glass and convert it into a mirror. About two ounces of mercury are sufficient to cover three feet of square glass.

Method of rendering Glass less brittle.—Let the glass vessel be put into a vessel of cold water, and let this water be heated boiling hot, and then allowed to cool slowly by itself, without taking out the glass. Glasses treated in this way may, while cold, be suddenly filled with hot water,

without any risk of their cracking. If the glasses are to be exposed to a higher temperature than that of boiling water, boil them in oil.

Red Fire of the Theatres.—The beautiful red fire which is now so frequently used in the theatres, is composed of the following ingredients:—forty parts of dry nitrate of strontian, thirteen parts of finely-powdered sulphur, five parts of chlorate of potash, and four parts of sulphuret of antimony. The chlorate of potash and sulphuret of antimony should be powdered separately in a mortar, and then mixed together on paper, after which they may be added to the other ingredients previously powdered and mixed.

Green Fire.—Green fire has long been a desideratum in protechny, and when burned in a reflector, sheds a beautiful green light upon all surrounding objects. Take of flowers of sulphur thirteen parts, of nitrate of baryta seventy-seven, of oxymuriate of potassa, five, of metallic arsenic, two, of charcoal, three. The nitrate of baryta should be well dried and powdered; it should then be mixed with the other ingredients, all finely pulverised, and the whole triturated until perfectly blended together. A little calamine may be occasionally added, in order to make the compound slower of combustion, and it is above all things requisite that the rubbing together of the materials should be continued until they are mixed.

Chemical change in a fair Lady's complexion.—It is well known that white oxide of bismuth, under the name of pearl white, is used as a cosmetic by those of the fair sex who wish to become fairer. A lady thus painted was sitting in a lecture room, where, chemistry being the subject, water impregnated with sulphuretted hydro-

gen gas, (Harrowgate water) was handed round for inspection. On smelling this liquid, the lady in question became suddenly black in the face! Every one was, of course, alarmed at this sudden chemical change, but the lecturer explaining the cause of the phenomenon, the lady received no further injury than a practical lesson to rely more on mental than personal and artificial beauty.

To beautify Glass, &c.—Spread on a plate of glass or smooth slate a few drops of nitrate of silver, previously diluted with double its quantity of soft water; place at the bottom of it, flat upon the glass, and in contact with the fluid, a copper or zinc wire, bent to any figure, and let the whole remain undisturbed in a horizontal position. In a few hours a brilliant crystallization of metallic silver will make its appearance around the wire upon the glass, and this arrangement of crystals will extend gradually till the whole quantity of fluid has been acted on by this wire.

To preserve Fruit and Flowers the whole year without spoiling.—Mix one pound of nitre with two pounds of bol ammoniac, and three pounds of clean common sand; then, in dry weather, take fruit of any sort which is not fully ripe, allowing the stalks to remain, and put them one by one into an open glass, until it is quite full; cover the glass with oiled cloth tied closely down. Put it three or four inches down in the earth, in a dry cellar, and surround it on all sides to the depth of three or four inches with the above mixture. The fruit will thus be preserved quite fresh all the year round.

Improved Copal Varnish.—It appears, from actual experiment, that the solution of gum copal

in spirits of wine, or alcohol, an operation usually attended with considerable difficulty, may readily be performed by the following simple process:—Dissolve one ounce of camphor in a quart of alcohol; put it in a circular glass, and add eight ounces of copal in small pieces; set it in a sand heat, so regulated that the bubbles may be counted as they rise from the bottom, and continue the same heat till the solution is completed. Camphor acts more powerfully upon copal than any substance yet tried: if copal be finely powdered, and a small quantity of dry camphor be rubbed with it in the mortar, the whole becomes, in a few minutes, a tough coherent mass. The process above described will dissolve more copal than the menstruum will retain when cold; the most economical method will therefore be to set the vessel which contains the solution aside for a few days, and, when it is perfectly settled, to pour off the clear varnish, and leave the residuum for a future operation.

An easy method of breaking Glass to any required Figure.—Make a small notch, by means of a file, on the edge of a piece of glass, then make the end of a tobacco-pipe, or of a rod iron of the same size, red hot in the fire, apply the hot iron to the notch, and draw it slowly along the surface of the glass, in any direction you please; a crack will be made in the glass, and will follow the direction of the iron. Round glass bottles or flasks may be cut in the middle by wrapping round them a worsted thread, dipped in spirits of turpentine, and setting it on fire when fastened on the glass.

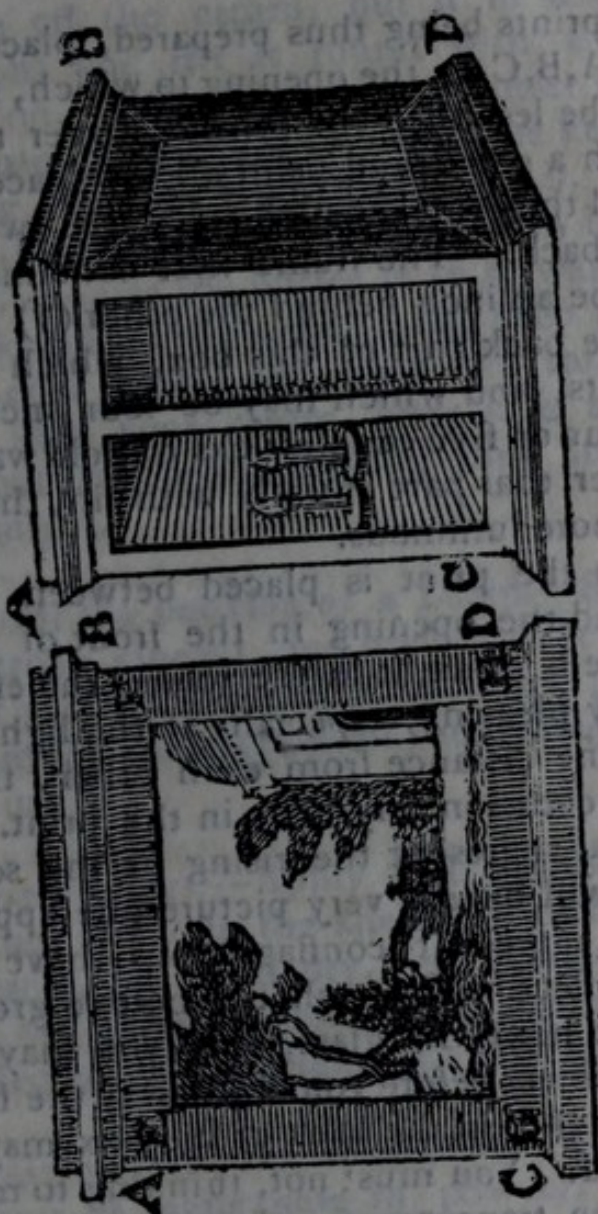
Artificial Musk.—The mode of making artificial musk, which is used in Germany for that expensive drug, is as follows:—Add to one drachm of oil of amber, by small portions at a time, four

times the quantity of nitrous acid, carefully stirring them together with a glass rod all the time, and continuing to do so till the whole be converted into a yellow resin, possessing the smell of musk. It must be kept closely stopped up like real musk, and may supply the place of that high priced article, not forgetting the nature of its chief ingredients.

Method of making Alum Finings for all sorts of Spirituous Compounds and Cordials.—The method of preparing alum-water for the purpose of making finings, is by boiling a drachm of alum in a pint of water, till half the water has evaporated, and putting it in the cordial liquor which requires fining, after the rate of only half a tea-spoonful, made of the warmth of new milk, for every gallon. This quantity will be found not to affect the liquor, but care must be taken never to exceed that proportion.

To change the Hair or Beard black.—Take oil of costus and myrtle, of each an ounce and a half; mix them in a leaden mortar; add liquid pitch, expressed juice of walnut leaves, and laudanum, of each half an ounce; gail-nut leaves and laudanum, of each a drachm, and mucilage of gum arabic, made with a decoction of nut-galls. Rub the head or chin with this mixture after shaving.

A Remedy for Corns on the Feet.—Roast a clove of garlic on a live coal, and fasten it on with a piece of cloth at the time of going to bed. It softens the corns, and wholly removes the core in two or three nights' using. When the garlic is taken off, wash the foot with warm water; in a little time the indurated skin that forms the horny tunic of the corn will disappear, and leave the part as clean and smooth as if it had never been attacked with the disorder.



Illuminated Prospects.—Provide yourself with some of those prints that are used in optical machines, printed on very thin white paper, taking care to make choice of such as have the greatest effect from the manner in which the objects are placed in perspective. Paste one of these on the borders of a frame, and paint it with the most lively colours, making use of none that are terrestrial. Observe to retouch those parts several times where the engraving is strongest, then cut off the upper part, or sky, and fix that on another frame.

The prints being thus prepared, place them in a box, A, B, C, D, the opening to which, E, F, G, H, should be less than the print. Cover this opening with a glass, and paint all the space between that and the prints, which should be two or three inches back. The frame that contains the sky should be an inch behind the other.(1)

In the back part of this box, which is behind the prints, and which may be four inches deep, place four or five candlesticks to hold wax lights, and cover that part entirely with tin, that it may be the more luminous.

When the print is placed between the wax-lights and the opening in the front of the box, and there is no light in the room, the effect will be highly pleasing, especially if the lights are at a sufficient distance from each other, that they may not occasion any blots in the print. Those prints that represent the rising or the setting of the sun will have a very picturesque appearance. Such as represent conflagrations have also a striking effect. There should be two grooves for the print next the glass, that you may insert a second subject before you draw away the first, and that the lights in the back of the box may not be discovered. You must not, thinking to make the print more transparent, cover it with varnish; for that will prevent the gradation of the colours from being visible. The frame should enter the side of the box by a groove, that a variety of subjects may be introduced.

To make Butter without churning.—Put the milk in a plain earthen dish; let it stand twelve

(1) When you colour a print place it before you, against a piece of glass, in a position nearly erect, that it may be enlightened by the sun. You may also colour both sides of the print.

hours, take off the cream, put it in a round earthen dish, and stir it round with a clean wooden spoon, and it will come to butter in five or ten minutes. The cream cannot be kept too cool during the time you are stirring it. It is, therefore, the best way to put your dish in cold water. As soon as the butter is so forward that you can take off a little butter-milk, keep putting in a little cold water, and wash the milk out. You may keep your cream, after it is scalded, three or four days before making your butter, it will not hurt it.

To prevent the smoking of a Lamp.—Soak the wick in strong vinegar, and dry it well before you use it; it will then burn both sweet and pleasant, and give much satisfaction for the trifling trouble in preparing it.

To preserve Eggs.—Apply with a brush a solution of gum arabic to the shells, or immerse the eggs therein, let them dry, and afterwards pack them in dry charcoal dust. This prevents their being affected by any alterations of temperature.

To preserve fresh Water at Sea.—Mix one and a half part of manganese in powder, with two hundred and fifty parts of water, and agitate it every fifteen days. In this way water has been preserved unchanged for seven years. Oxide of manganese has not only the power of preserving water, but of rendering that sweet which has become putrid.

Liquid to clean Boot-tops.—Take an ounce of oxalic acid, to which add a pint of milk, and a pint of soft water; these should be boiled and poured over the acid while hot. This is a deadly poison, and should be used with great caution.

To make Fulminating Powder.—Triturate in a warm mortar three parts, by weight, of nitre, two of mild vegetable alkali (carbonate of potass), and one of flowers of sulphur. A few grains of this laid upon a knife, and held over the candle, first fuses, and then explodes with a loud report. A drachm of it put into a shovel, and held over the fire, makes a noise as loud as a cannon, and indents the shovel in the same way as it would be if it had received a hard blow.

To make Brass and other alloys of Copper.—Brass is made by fusing together lapis calaminaris (which is an ore of zinc) and copper.

Tombac is formed by melting together twelve parts of copper with three of zinc.

Gun-metal consists of nine parts of copper and one of tin.

Cock-metal is made with copper alloyed with zinc and lead.

Bell-metal is copper alloyed with one-sixth of tin. A smaller proportion of tin is used in making church-bells than clock-bells, and a little zinc is added for the bells of repeating-watches and other small bells.

The gold coins of this country are composed of eleven parts of gold and one of copper.

Standard silver contains five parts of silver and one of copper.

To make Parchment transparent.—Take a thin skin of parchment and soak it in a strong ley of wood-ashes, often wringing it out till you find it become transparent, then strain it on a frame and let it dry.

ART OF CLEANING VEILS, SILKS, &c.

To clean white Lace Veils.—Make a solution of white soap in a clean saucepan; put in your veil and let it boil gently for a quarter of an hour; take it out into a clean bason with some warm water and soap, and keep gently squeezing it till it is thoroughly clean, then rinse it from the soap and have ready a pan of cold clean water, in which put a drop of chemic or liquid blue; rinse the veil in this liquid, then take a tea-spoonful of starch, and pour boiling water upon it, run the veil through this and clear it well by clapping it between the hands; frame it or pin it out, taking care to keep the edges straight and even.

To clean black Lace Veils.—These are cleansed by passing them through a warm liquor of bullock's gall and water; after which they must be rinsed in cold water, then cleansed for stiffening, and finished as follows:—Take a small piece of glue, about the size of a bean, pour boiling water upon it, and, when dissolved, pass the veil through it, then clap it between your hands and frame it as described in the preceding receipt.

Method of cleaning white Satin, Silks, &c.—French chalk must first be strewed over them, and then well brushed off with a hard brush. Should the satin not be sufficiently cleansed by the first dusting, it may be done a second time, and it will clean and beautify the satin. The more it is brushed the better.

Of cleaning black Silk.—If this is a slip unpick the seams, take one piece at a time, and put it on a table, then take a pennyworth of bullock's gall and boiling water sufficient to make it pretty warm; after dipping it in the liquor rub the silk

well on both sides, squeeze it well out, and proceed as before; then hang up this piece of silk, and clean the others in the like manner. When the whole are done, immerse them altogether in a pan of spring water, to wash off the dirt which the gall has brought upon the surface of the silk; change your rinsing waters till they are perfectly clean, and, after washing, dry your silks in the air, and pin them out on a table, first dipping a sponge in glue-water, and rubbing it on the wrong side of the silk. Dry it near the fire and it will be as new.

Of Silk stained by sharp or corrosive liquors.—We often find that lemon juice, vinegar, oil of vitriol, and other sharp corrosives, stain dyed garments. Sometimes by adding a little pearl-ash to a soap lather, and passing the silks through these, the faded colour will be restored. Pearl-ash and warm water will sometimes do alone, but it is the most efficacious method to use the soap-lather and pearl-ash together.

To clean Silk Stockings—Wash them in soap and water, and then, either into a tin or copper boiler, cut an ounce of white soap into thin slices, and, putting the stockings in, boil them gently ten minutes, then take them out and rinse them in cold water. If they are to be of a blue cast, take one drop of liquid blue, put it into a pan of cold spring water, run the stockings through this a minute or two, and dry them in the air. If they are of a pink cast, drop one or two drops of the saturated pink dye into a pan of cold water, and run them through this instead of the chemic blue. If they are designed to have a flesh colour, a little rose pink is used in a thin soap liquor.—All silk stockings, black excepted, are to be rubbed with a clean flannel, and sent to be calendered or mangled.

The mode of extracting Grease-spots from Silk, coloured Muslin, &c.—Take French chalk, finely scraped, and put it on the grease-spot, holding it near the fire, or over a warm iron reversed, or on a water-plate in which is boiling water. This will cause the grease to melt, and the French chalk will absorb it, and it may then be brushed or rubbed off. If any grease remains, proceed as before until it is all extracted. The French chalk is a fine soluble powder of a dry absorbent quality, acting upon silks as Fuller's earth does upon woollens.

Method of taking out the Spots of Paint, or other solid substances, from Cloths, Silks, &c.—Supposing a small quantity of paint had dropped on a coat, a pen should be dipped in spirits of turpentine, and its contents should be dropped on the paint spot, in a quantity sufficient to discharge the oil and gluten that is mixed with the paint. Let it rest several hours, that it may penetrate and suck up the oil, and, when it has done this, take the cloth between your hands and rub it, and the paint spot will crumble away like dried earth. The turpentine will by no means injure either the cloth or colour. If, however, the spots be numerous, the best way is to apply the spirits of turpentine over the silk, &c. with a sponge, as soon as possible after the oil or paint, &c. has been spilt upon it, and before it has become dry; by these means it may in general be completely washed out.

For cleaning thin Cottons, as Gowns, &c.—Instead of rubbing the soap on the cotton, as is the custom with laundresses, make a solution of soap and put in your goods, and wash them as a washerwoman would. The benefit resulting from the difference of procedure is, that the cottons are cleaned all over in an equal degree, which is not

the case when the soap is rubbed on the body of the cotton; for then we often find much soap in the pores of the cotton, which prevents such parts from receiving the dye or appearing clear; whereas the solution, if made as described for quilts, &c. will extract all impurities, and do it evenly. It often happens in coloured cottons, where greens, reds, &c. are used, that the colour will run, in which case some acid, as lemon-juice, vinegar, oil of vitriol, or any other, should be infused into the rinsing waters to preserve the colours, especially in Scotch plaids.

To raise the Nap on Cloth.—When woollens are worn thread-bare, as is generally the case in the elbows, cuffs, sleeves, &c. of men's coats, the coat, &c. must be soaked in cold water for half an hour, then take it out of the water and put it on a board, and the thread-bare parts of the cloth rubbed with a half-worn hatter's card, filled with flocks, or with a prickly thistle, until a sufficient nap is raised. When this is done hang your coat, &c. up to dry, and with a hard brush lay the nap the right way. This is the method pursued by the dealers in old clothes.

To revive the faded colours in black Cloth.—If a coat, clean it well, then boil from two to four ounces of logwood in your copper or boiler for half an hour, dip your coat in warm water and squeeze it as dry as you can, then put it into a copper and boil for half an hour. Take it out and add a piece of green copperas about the size of a horse bean; boil it another half hour, then draw it and hang it in the air for an hour or two; take it down, rinse it in two or three cold waters, dry it, and let it be well brushed with a soft brush, over which a drop or two of the oil of olives has been rubbed; stroke your coat regularly over. The whole expense of this process, the firing

excepted, will not exceed three-halfpence. If any part of the coat, &c. should be worn threadbare, the nap must be raised with a prickly whistle, &c. and the coat will look as new. Some dyers use old black liquor instead of logwood and copperas.

For sulphurating Wool, Silk, Straw Bonnets, &c.—Put in a chaffing dish some lighted charcoal; put this chaffing dish into a small close room, without a chimney, or into a closet or large box, then pound an ounce or two of brimstone, and strew it on the hot coals. Hang up the articles you would have bleached, make your door fast, and let them hang three hours, or all night if you have time. This is what is called dry bleaching woollens; all fine coloured woollens should be sulphured in this way previously to their being dyed. Straw bonnets are likewise bleached in the same manner.

Remarks on Scouring Woollens.—It often happens that woollens are dyed with a false dye, which is generally more brilliant than a fast or good dye. When this happens to be the case, especially in very fine colours, as purples, greens, maroons, &c. instead of spotting the cloths with soap in the solid state, other means must be used. A thin solution of soap should be made, and the brush dipped in and then applied to the dirty places; and in case it is a false green, after it has been treated the same as all light colours, a pan should be filled half full of spring water, and the coat, &c. having been previously well rinsed in two waters at least, a tea-spoonful, or rather more of the best oil of vitriol should be poured into this vessel of spring water, and the coat put in and handled a minute or two, which will revive the colours if a chemic green, and, if not, it will not hurt any fast green.

ART OF DYING WOOD, &c.

It is a well known fact, that the art of dying wood, &c. is but partially known to the cabinet makers, and an entire secret to the public, being principally confined to persons who are desirous to keep the art to themselves, and monopolize the entire profits arising from its practise. It is hoped, therefore, that the following receipts will be found serviceable to the public at large, and to the respectable body of cabinet-makers in particular. It being necessary to say something as to the quality, nature, and texture of the wood most fit for dying, I shall state my remarks according to the following orders:—1st. The wood mostly used for black dye is pear-tree, holly, and beech, all of which take a beautiful black; it should at the same time be observed not to take wood which has been long cut or aged, but as fresh as possible. I have likewise found, that, after the veneers have had an hour's boiling, and taken out to cool, the colour has struck much stronger. It should likewise be observed, that after the veneers are dyed, they should be dried in the air, and not by the fire, or in a kiln of any kind, as it tends to destroy the colour. 2nd. In order to dye blue, green, red, or other colours, take clear holly, put the veneers first in a box or trough with clear water, and let them remain four or five days, changing the water once or twice as you find occasion; the water acting as a purgative on the wood, will bring forth abundance of slime, &c. letting them dry about twelve hours before they are put into the dye: by observing this you will find the colour strike quicker, and be of a brighter hue.

A fine Black Dye.—Have a chair-maker's copper fixed into which put six pounds of chip log-

wood, and as many veneers as it will conveniently hold without pressing too tight; then fill with water, and let it boil slowly for about three hours, after which add half a pound of powdered verdigris, half a pound of copperas, and four ounces of bruised nut-galls, filling the copper up with vinegar as the water evaporates; let it gently boil two hours each day till you find the wood to be dyed through, which, according to the kind, will be in more or less time.

For a fine Blue Dye.—Take a clean glass bottle into which put one pound of oil of vitriol, then pour four ounces of the best indigo pounded in a mortar into small lumps; put them into the vitriol (take care to set the bottle in a basin or a glazed earthen pan, as it will ferment), after it is quite dissolved provide an earthen or wooden vessel, so constructed that it will conveniently hold the veneers you mean to dye; fill it rather more than one third with water, into which pour as much of the vitriol and indigo (stirring it about) till you find the whole to be a fine blue dye, by trying it with a piece of white paper or wood; put in your veneers, and let them remain till the dye has struck through.

To Dye Yellow.—Take of the roots of barberry four pounds, reduce it by sawing to dust, which put in a copper or brass trough, and add four ounces of turmeric, to which put four gallons of water; then put in as many white holly veneers as the liquor will cover, and boil them together for three hours, often turning them; when cool add two ounces of aqua-fortis, and you will find the dye strike through much sooner.

To Dye a Bright Green.—Proceed as before to produce a yellow, but, instead of aqua-fortis, add as much of the vitriolated indigo as will produce the desired colour.

For a Bright Red.—Take two pounds of genuine Brazil-dust, add four gallons of water, put in as many veneers as the liquor will well cover, boil them for three hours and let them cool; then add two ounces of alum and two ounces of aquafortis, and keep it luke warm until it has struck through.

To Dye a Purple.—Take two pounds of chip logwood, half a pound of Brazil-dust, and add four gallons of water, put in your veneers and boil them well, then add six ounces of pearl-ash and two ounces of alum; let them boil two or three hours every day till you find the colour struck through.

To Dye the Silver Grey.—Take a cast iron pot of six or eight gallons, and from time to time collect old iron, nails, hoops, &c. &c. to expose them to the weather in it until they are covered with rust, add one gallon of vinegar and two of water; boil all well for an hour, then have your veneers ready, which must be air-wood not too dry, put them in the copper you use to dye black, and pour the iron liquor over them; add one pound of chip logwood, two ounces of bruised nut-galls, then boil up another pot of the iron liquor to supply the copper with, keeping the veneers covered and boiling two hours each day.

A good Black Satin for immediate use.—Boil half a pound of chip logwood in two quarts of water, then add an ounce of pearl-ash, and apply it hot to the work with a brush; then take half a pound of logwood and boil it as before in two quarts of water, adding half an ounce of verdigris and half an ounce of copperas; strain it off and put in about half a pound of rusty steel filings, and apply as before.

To stain Beech of a Mahogany colour.—Take two ounces of dragon's blood, break it in pieces, and put it into a quart of rectified spirits of wine, let the bottle stand in a warm place, shake it frequently, and, when dissolved, it is fit for use.

Another.—Take one pound of logwood, boil it in four quarts of water, add a double handful of walnut peeling; boil it up again, take out the chips, and add a pint of the best vinegar, and it will be fit for use.

To clean and restore the elasticity of cane Chair Bottoms, Couches, &c.—Turn up the chair bottom, &c. and with hot water and a sponge wash the cane-work well, so that it may be well soaked; should it be dirty you must add soap; let it dry in the air, and you will find it as tight and firm as when new, provided the cane is not broken.

Varnishing.—It being the custom, in order to heighten the beauty of fine wood, and give additional lustre to the furniture, &c. to varnish it, the simplicity of the process requires but little to be said on the subject, but for the satisfaction of the reader I shall treat the subject minutely. In London it is not worth while to make varnish unless in a large quantity, there being several shops where it is sold very good at a fair price, for the accommodation of those who do not require more than a pint or quart at once. That in general use is white varnish.

To varnish a piece of Furniture.—First, observe the work to be clean, then see if any knots or blemishes require filling up, which must be done with cement of the same colour. Have your varnish in an earthen pot, with a piece of wire diametrically across the top, slackened downwards, to stroke the brush against; then see that

your brush is clean and free from loose hairs, dip your brush and give the work a thin coat and regular; soon after that another, and another, always taking care not to pass the brush twice in the same place; let it then stand to dry, in a moderately warm place, that the varnish may not chill. When you have given the work about six or seven coats, let it get quite hard, which you will prove by pressing your knuckle on it; if it leaves a mark it is not hard enough; then with the three first fingers of your hand rub the varnish till it chafes, and proceed all over that part of the work you mean to polish, in order to take out all the streaks or partial lumps made by the brush; give it then another coat and let it stand to harden.

To polish Varnish—Has been considered by many as a matter of difficulty, they having furnished themselves with a quantity of materials, and as often failed of success for want of patience, the process being rather tedious. Take two ounces of Tripoli powdered, put in an earthen pot or basin, with water to cover it, then take a piece of fine flannel, four double, lay it over a piece of cork and rubber, and proceed to polish your varnish, always wetting it with the Tripoli and water; you will know when the process is done by wiping a part of the work with a sponge, and observing whether there is a fair even gloss, then take a bit of mutton suet and fine flour, and clean off the work.

General Observations.—1st. The varnish for cabinet work should be very clear and bright, otherwise it will give a dingy shade to all light coloured woods. 2nd. Some persons polish with rotten stone, others with putty powder, and I have seen varnish polished with common whiting and water, but I have found Tripoli to answer best.

To make the best White Hard Varnish :—

Rectified spirits of wine	-	2 gallons
Gum Sandarach	- -	5 pounds
Gum mastich	- -	1 pound
Gum anime	- -	4 ounces

Put these in a clean can or bottle to dissolve in a warm place, frequently shaking it; when the gum is dissolved, strain it through a lawn sieve, and it will be fit for use.

To varnish Drawings, painted in water colours, or any kind of paper or card-board.—Take some clear parchment cuttings, boil them in water in a clean glazed pipkin till they produce a very clear size, strain it and keep it for use. Give your work two coats of the above size, passing quickly over the work not to disturb the colours; when dry proceed as before directed with your varnish.

The French method of polishing Wood.—Take a piece of fine pumice stone and water, and pass regularly over the work with the grain, until the rising of the grain is cut down, then take powdered Tripoli and boiled linseed oil, and polish the work to a bright face, which will be far superior to any other polish, but it requires more time.

To polish Brass Ornaments inlaid in wood.—First, carefully observe to have your brass filed very clean with a smooth file, then take some Tripoli powdered very fine, and mix it with linseed oil, and with a rubber of hat you may polish the work as you would polish varnish, until you find the desired effect produced.

N. B. If the work is ebony or black rose-wood, take some elder coal powdered very fine, and apply it dry after you have done with the Tripoli, and it will produce a superior polish. About the beginning of the last century, an ingenious inlayer of Leige, in Flanders, invented the art of

inlaying cabinets, &c. with brass and tortoise-shell, which were executed with much taste in drawing, and skill in workmanship, and being patronised by the nobility of France, they became indispensable appendages to the boudoir and library. The Parisians next attempted to copy them, but never succeeded, proofs of which are till to be seen in the mansions of the nobility of this kingdom; since which brass has gradually been brought into general use in ornamenting the best work. The French mode of ornamenting with brass differs widely from ours, their's being chiefly water gilt (Or Moulu), excepting the flutes of the columns, &c. which are polished very high with rotten stone and finished with elder coal.—Many elegant pieces of workmanship have been executed here in the same manner, but from the high prices of casting, chasings, and gilding, it never came into general repute. Our ingenious brass-founders, both in town and country, have at length not only equalled but surpassed the French in finishing, bronzing, and lacquering their exquisite productions, so that at present the use of Or Moulu ornaments is confined to a small circle. Since the French visited Egypt, the furniture in the first circles of Europe has literally displayed a most grotesque assemblage of monsters from the Nile or Cydnus, which (however calculated they may be to inspire fear in a beholder), have caused much joy among the carvers, the race of whom would probably by this time have been extinct.

To make the Gold Lacquer for brass.—Take of rectified spirits of wine two quarts, three pounds of seed lac picked particularly clean, and clear of all black and brown specks and pieces, as upon that depends the entire beauty of the lac; add them together, keep them warm and shake them often; when the lac is dissolved it is fit for use.

To clean old Brass Work for Lacquering.—First boil a strong lye of wood ashes, which you may strengthen by soap lees; put in your brass work, and the lacquer will immediately come off; then have ready a pickle of aquafortis and water strong enough to take off the dirt, wash it immediately after in clean water, dry it well and lacquer it.

To clean Silver Furniture.—Lay the furniture, piece by piece, upon a charcoal fire, and when they are just red take them off, and boil them in tartar and water, and your silver will have the same beauty as when first made. Boiling it in alum-water has the same effect.

To polish Ivory.—Ivory is polished with putty and water, by means of a rubber made of hat, which in a short time produces a fine gloss.

To clean Marble, Sienna, Jasper, Porphyry, Sciola, &c.—Mix up a quantity of the strongest soap-lees with quick-lime, to the consistence of milk, and lay it on the stone, &c. for twenty-four hours, clean it afterwards with soap and water, and it will appear as new.

To make the Liquor Foil for Silvering Glass Globes, Bent Mirrors, &c.—Take one ounce of clean lead, and one ounce of fine tin, melt them together in a clean iron ladle, then immediately add an ounce of bismuth, skim off the dross, remove the ladle from the fire, and, before it sets, add ten ounces of quicksilver, stir the whole well together, carefully observing not to breathe over it, as the evaporation of the silver is very pernicious.

Another.—Take four ounces of quicksilver, to which put as much tinfoil as to become barely fluid when mixed; have your globe clean and warm, and inject the quicksilver by means of a

clean earthen pipe at the aperture, turning it about till it is silvered all over, let the remainder run out and hang it up.

To bronze Figures, &c.—For the ground, after it has been sized and rubbed down, take Prussian blue, verditer, and spruce ochre, grind them separately in water, turpentine, or oil, according to the work; mix them in such proportions as will produce the colour you desire; then grind Dutch metal, commonly called bronze, in the same material, laying it with judgment on the most prominent parts of the figure produces a grand effect.

A Green Paint for Garden-stands, Venetian Blinds, Trelisses, &c.—Take mineral green and white lead ground in turpentine, mix up a quantity to your mind, with a small quantity of turpentine varnish for the first coat; for the second you must put as much varnish in the colour as will produce a good gloss. By adding a small quantity of Prussian blue, you will have the colour much brighter.

To make Turpentine Varnish.—Take one gallon of spirits of turpentine, and five pounds of resin pounded, put it in a tin can on a stove, and let it boil half an hour; when cool it is fit for use.

To make a Cement of Mahogany colour.—Take two ounces of bees' wax, half an ounce of resin, melt them together, then add half an ounce of Indian red, and a small quantity of yellow ochre, to bring it to the colour you desire; keep it in a pipkin for use.

To take Ink spots out of Mahogany, &c.—Apply spirits of salts with a bit of rag till the ink disappears.

Another.—Put a few drops of spirits of nitre in a tea-spoonful of water, touch the spot with a feather dipped in the mixture, and, on the ink disappearing, rub it over immediately with a rag wetted in cold water, or there will be a white mark which will not be easily effaced.

To make black Wax.—Take two ounces of bees' wax, half an ounce of Burgundy pitch, and melt them together, then add one ounce and a half of ivory black ground very fine and dried.

To make Green Wax.—Take two ounces of bees' wax, melt it, and add one ounce of verditer; let the pipkin be large enough, as it will immediately boil up; stir it well, and add one quarter of an ounce of resin; it will be sufficiently hard and fit for use.

To make the Furniture Paste.—Scrape four ounces of bees' wax into a pot or basin, then add as much spirits of turpentine as will moisten it through; at the same time powder one quarter of an ounce of resin, and add to it when it is dissolved to the consistence of paste; add as much Indian red as will bring it to a deep mahogany colour; stir it up and it is fit for use.

Another.—Scrape four ounces of bees' wax as before, then take a pint of spirits of turpentine in a clean glazed pipkin, to which add an ounce of alkanet root, cover it close and put it over a slow fire, attending it carefully that it may not boil or catch fire; and, when you perceive the colour to be drawn from the root, by the liquid being of a deep red, add as much of it to the wax as will moisten it through, at the same time add a quarter of an ounce of powdered resin, cover it close and let it stand six hours, and it will be fit for use.

To solder or weld Tortoise-shell.—Provide yourself with a pair of pincers or tongs, so constructed that you reach four inches beyond the rivet ; then have your tortoise-shell filed clean to a lap joint, carefully observing that there is no grease about it, wet the joint with water, and you will find the shell to be joined as if it were one piece.

To veneer Tortoise-shell on Wood.—First observe to have your shell of an equal thickness, and scrape and clean the under-side very smooth, then take some vermilion finely ground, mix it up with spirits of turpentine and varnish, then lay two or three coats of colour on the underside of the shell till it becomes opaque ; when dry, you may lay it on with good glue.

To stain Horn to imitate Tortoise-shell.—Take an equal quantity of quick lime and red lead, mix it up with strong soap lees, lay it on the horn with a small brush, like the mottle in tortoise-shell ; when it is dry repeat it two or three times.

To soften Ivory.—Slice half a pound of mandrake, and put it in a quart of the best vinegar, into which put your ivory ; let it stand in a warm place for forty-eight hours, and you will be able to bend the ivory to your mind.

To bleach Ivory.—Take a double handful of lime and slake it by sprinkling it with water, then add three pints of water, and stir it up together ; let it settle ten minutes, and pour the water into a pan for your purpose ; then take your ivory and steep it in the lime water for twenty-four hours, after which boil it in strong alum water one hour, and dry it in the air.

JAPANNING

It frequently happens that japanned work receives damage, when it is very inconvenient, from distance or other circumstances, to send for the japanner to repair it, therefore it may not be improper to lay down the simplest methods used in that branch. First, provide yourself with a small muller and stone, to grind any colour you may require. Secondly, provide yourself with white hard varnish, brown varnish, turpentine varnish, japan gold size, and spirits of turpentine, which you may keep in separate bottles for the purpose. Thirdly, provide yourself with a flake white, red lead, vermillion, lake, Prussian blue, King's and patent yellow, orpiment, spruce and brown ochre, mineral green, verditer, burnt umber and lamp black. Observe that all wood-work must be prepared with size, and some coarser material mixed with it, to fill up and harden the grain of the wood, (such as may best suit the colour intended to be laid on) which must be rubbed smooth with glass paper when dry; but in cases of accident it is seldom necessary to re-size the damaged places, unless they are considerable. With the foregoing colours you may match almost any colour now in use for japanning; always observing to grind your colour smooth in spirits of turpentine, then add a small quantity of turpentine and spirit varnish, lay it carefully on with a camel's-hair brush, then varnish it with brown or white spirit varnish, according to the colour.

For a Black.—Mix up a little good size with lamp-black, and it will bear a good gloss without varnishing over.

To imitate black Rose-wood.—The work must

be ground black, after which take some red lead well ground and mixed up as before directed, which lay on with a flat stiff brush, in imitation of the streaks in the wood; after which take a small quantity of lake ground fine, and mix it with brown spirit varnish, carefully observing not to have more colour in it than will just tinge the varnish; but should it happen on trial to be still too red, you may easily assist it with a little umber, ground very fine, with which pass over the whole of the work intended to imitate black rose-wood, and it will have the desired effect. I have seen work done by a good japanner according to the foregoing rule, which, when varnished and polished, was scarcely to be known from the real wood.

To make the Furniture Oil.—Take linseed oil, put it in a glazed pipkin, with as much alkanet root as it will cover; let it boil gently, and you will find it become of a strong red colour; let it cool and it is fit for use.

To damask Leather for Table-covers and other purposes.—Provide yourself with a block glued up, two feet six inches long, and two feet wide, faced with pear-tree, five-eighths of an inch thick, upon which have some pretty patterns drawn, that has a good effect in the light and dark shades only, but it must be so divided that it must match end for end and side for side, which pattern must be sunk in the paper-stainer or printer's block, and may be done by any one that knows a little of chair-carving; then strain your leather dry on the block with tack, and with a glass-ball rubber of about four pounds weight pass to and fro over the leather, rubbing hard till you produce the pattern perfectly glazed on the leather.

N. B. If your cover is larger than the block be very careful in shifting it, that you may not

injure the pattern. I have made a pattern in wood, which was afterwards cast in brass, repaired, and fixed upon a block, for a leather gilder, which is much better than one of wood—the pattern comes off much sharper and cleaner.

To polish any work of Pearl.—Take pumice stone, finely powdered and washed, and water, with which you may polish it smooth; then take putty powder and proceed as before, and you will have a fine gloss and colour.

TO STAIN HARPS, VIOLINS, OR ANY OTHER MUSICAL INSTRUMENTS.

A Crimson stain.—Take one pound of ground Brazil, and boil it in three quarts of water for an hour; strain it and add half an ounce of cochineal, boil it again for half an hour gently, and it will be fit for use.

N. B. If you would have it of the scarlet tint, boil have an ounce of saffron in a quart of water, and pass over the work previous to the red stain.

Observe the work must be very clean and of air-wood, or good sycamore without blemish; when varnished it will look very rich.

For a Purple stain.—Take a pound of chip log-wood, to which put three quarts of water, boil it well for an hour, then add four ounces of pearl-ash and two ounces of indigo pounded, and you will have a good purple.

For a fine Black.—When black is required in musical instruments, it is produced by japanning, the work being well prepared with size and lamp-black; get some black japan from the varnish maker's, and give it two coats, after which varnish and polish it.

A fine Blue stain.—Take a pound of oil of vitriol in a glass bottle, into which put four ounces of indigo, and proceed as before directed in dying.

A fine Green stain.—Take three pints of strong vinegar, to which put four ounces of the best verdigris ground very fine, half an ounce of sap-green, and half an ounce of indigo.

For a bright Yellow.—There is no need whatever to stain the wood, as a very small bit of aloes put in the varnish will make it of a good colour, and has the desired effect.

To make varnish for Violins, &c.—Take half a gallon of rectified spirits of wine, to which put six ounces of gum-sandrach, three ounces of gum-mastich, and half a pint of turpentine varnish; put the above in a tin can in a warm place, frequently shaking it until it is dissolved; strain it and keep it for use. If you find it harder than you wish, add a little more turpentine varnish.

To stain Box-wood Brown.—Hold your work to the fire that it may receive a gentle warmth, then take aqua-fortis, and, with a feather, pass over the work till you find it change to a fine brown, (always keeping it near the fire) you may then oil and polish it.

To varnish Harps, Dulcimers, &c. in the Indian manner.—Prepare the work with size and red ochre, then take ochre, burnt umber, and red lead, well ground, and mix up a dark brown colour in turpentine varnish, adding as much spirits of turpentine that you may just be able to work it, pass over your work even, and, while it is yet wet, get a muslin sieve, and sift as much Dutch metal (bronze) upon it as you may think requisite to produce the effect—varnish and polish it.

RULES FOR MAKING WINES.

Mead.—To thirteen gallons of water put thirty pounds of honey; boil, and scum it well; take rosemary, thyme, bay-leaves and sweet briar, one handful altogether; boil it an hour, put it into a tub with a little ground malt; stir it till it is lukewarm; strain it through a cloth and put it into the tub again; cut a toast and spread it over with good yeast, and put it into the tub also; when the liquor is covered over with yeast, put it in a barrel; take of cloves, mace, and nutmegs, an ounce and a half; of ginger sliced, an ounce; bruise the spice, tie it up in a rag, and hang it in the vessel, stopping it up close for use.

Balm Wine.—Get a peck of balm leaves, put them in a tub; heat four gallons of water scalding hot and pour it upon the leaves, and let it stand all night; in the morning strain it through a hair sieve; put to every gallon of water two pounds of fine sugar, and stir it well. Get the whites of eggs, put them into a pan, and whisk it well before it be over hot; when the scum begins to rise, take it off and keep it skimmed all the while it is boiling; let it boil three quarters of an hour that it may head the better; so work it for two days, put it into a sweet vessel, bung it close, and when it is fine, bottle it.

Birch Wine.—The season for procuring the liquor from the birch tree, is the beginning of March, while the sap is rising, and before the leaves shoot out; for, when the sap has become forward, and the leaves begin to appear, the juice, by being long digested in the bark, grows thick and coloured. The method of procuring the juice is by boring holes in the body of a tree, and putting in faucets, which is commonly made of the

branches of elder, the pith being taken out ; if the tree is large, tap them in several places at a time, and by that means save several gallons every day. If you do not use it immediately, in order to keep it in a good condition for brewing, and that it may not turn sour till you have got the quantity you want, the bottle in which it dropped from the faucets must be immediately close-stopped, and the cork waxed or resined. Clear your birch with whites of eggs. To every gallon of the liquid take two pounds and a half of fine white sugar, boil it three quarters of an hour, and when it is cold, put in it a little yeast ; work it two or three days, then put it into the barrel, and to every five gallons add a quart of French brandy and half a pound of stoned raisins. Before you tun your wine burn a brimstone match in the barrel.

Apricot Wine.—Take three pounds of sugar, three quarts of water, boil them together and skim it well ; then put in six pounds of apricots, pared and stoned, and let them boil till they are tender ; after you have taken out the apricots, let the liquor have one boil, with a sprig of flower clary in it. The apricots make marmalade and are very good for present using.

Damson Wine.—Gather your damsons dry, weigh them and bruise them ; put them into an earthen pan that has a faucet, and add to every eight pounds of fruit a gallon of water ; boil the water, skim it and pour it on your fruit scalding hot ; let it stand two days ; draw it off and put it into a vessel fit for it, and to every gallon of liquor put two pounds and a half of fine sugar ; let the vessel be full and stop it close. The longer it stands the better : it will keep a year in the vessel. When you bottle it off put a small lump of refined sugar in each bottle.

Quince Wine.—Take your quinces when they are thoroughly ripe, wipe off the fur very clean, take out the cores and bruise and press them, adding to every gallon of juice two pounds and a half of fine sugar, then stir it till it is dissolved, and put it in your cask, and, when it has done working, stop it close; let it stand three months before it is bottled. Keep it two or three years and it will be the better.

Lemon Wine.—Take six large lemons, pare off the rind, cut them and squeeze out the juice, steep the rind in the juice and put to it a quart of brandy; let it stand in an earthen pot close stopped three days, then squeeze six more and mix two quarts of spring-water and as much sugar as will sweeten the whole: boil the water, lemons, and sugar together, letting it stand till it is cool, then add a quart of white wine and the other lemon and brandy: mix them together and run it through a flannel bag into some vessel: let it stand three months then bottle it off: cork your bottles well and keep it in a cool place, and it will be fit to drink in a month or six weeks.

Barley Wine.—Take half a pound of French barley, boil it in three waters, and save three pints of the last water: mix it with a quart of white wine, half a pint of borage-water, as much clary-water, a little red rose-water, the juice of five or six lemons, three-quarters of a pound of fine sugar, and the thin yellow rind of a lemon; brew all these quick together, run the liquor through a strainer and boil it up: it is pleasant in hot weather, and very good in fevers.

Plumb Wine.—Take twenty pounds of Malaga raisins, pick, rub, shred them, and put them into a tub; take four gallons of water, boil it an hour, let it stand till it is blood warm then put it to

your raisins : let it stand nine or ten days more, stirring it twice a day. Strain out your liquor and mix it with two quarts of damson juice, put it in a vessel, and, when it has done working, stop it close : at the end of four or five months bottle it.

Palermo Wine.—Take to every quart of water a pound of Malaga raisins, rub and cut the raisins small and put them to the water, and let them stand ten days, stirring once or twice a day ; boil the water an hour before it is put to the raisins and let it stand to cool ; at ten days' end strain the liquor, put a little yeast to it, and put it in the vessel with a sprig of dried wormwood : let it be close stopped, and at three months' end bottle it.

Frontiniac Wine.—Take six gallons of water, twelve pounds of white sugar, and six pounds of raisins of the sun, cut small ; boil these together an hour, then take of the flowers of elder when they are falling, and will shake off, the quantity of half a peck, and put them in the liquor when it is almost cold : the next day put in six spoonsful of syrup of lemons, and four spoonsful of ale yeast : two days after put it in a vessel, and when it has stood two months, bottle it.

British Madeira.—Put one bushel of good pale malt into a tub, and pour upon it eleven gallons of boiling water, after stirring them together, cover the vessel over, and let them stand to infuse for three hours, then strain off the liquor through a hair sieve, dissolve in it three pounds and a half of sugar candy, and ferment it with yeast in the usual manner. After fermenting three days (during which time the yeast is to be skimmed off three or four times a day) pour the clear liquor into a clean cask, and add to it the following articles mixed together :—French brandy two quarts, raisin wine five pints, and red port two

bottles ; stir them together and let the cask be well bunged, and kept in a cool place for ten months, when it will be fit to bottle. This wine will be found to be equal to the Cape Madeira.— Good table beer may be made with the malt after it has been infused for making the wine.

British Port Wine.—Take of British grape wine, or good cider, four gallons ; recent juice of elderberries, one gallon ; brandy two quarts ; logwood, four ounces ; rhatany root (bruised) half a pound. First, infuse the logwood and rhatany root in the brandy, and a gallon of the grape wine, or cider, for one week ; then strain off the liquor and mix it with the other ingredients. Keep it in a cask well bunged for a month, when it will be fit to bottle.

British Sherry.—Take of pale ale-wort, made as directed for British Madeira, four gallons ; of pure water, seven gallons ; of white sugar sixteen pounds ; boil them together gently for about three quarters of an hour, constantly skimming it ; pour it into a clean tub and dissolve in it four pounds of sugar-candy powdered, ferment with yeast for three or four days in the same manner as directed for British Madeira. When poured off clear into a sweet cask, add five pounds of the best raisins, bruised and stoned ; stir up the liquor once or twice a day, and, after standing slightly bunged two days, add about a gallon of French brandy, then bung the cask closely and in three months bottle it for use.

British Champaigne.—Take of white sugar, eight pounds ; the whitest raw sugar, seven ditto ; christalized lemon acid or tartaric acid, an ounce and a quarter ; pure water, eight gallons ; white grape wine, two quarts ; of perry, four quarts ; of French brandy, three pints. Boil the sugars in

the water, skimming it occasionally for two hours, then pour it into a tub, and dissolve in it the acid. Before it be cold, add some yeast, and ferment in the same manner as directed for British Madeira. Put it into a clean cask and add the other ingredients. The cask is to be well bunged and kept in a cool place for two or three months, then bottle it and keep it cool for a month longer, and it will be fit for use. If it should not be perfectly clear after standing in the cask for two or three months, it should be rendered so by the use of isinglass before it be bottled. By adding a pound of fresh or preserved strawberries, and two ounces of powdered cochineal to the above quantity, the pink Champaigne may be made.

Clary Wine.—Take twenty-four pounds of Malaga raisins, pick and chop them very small, put them into a tub, and, to each pound, a quart of water; let them steep ten or eleven days, stirring it twice every day; it must be kept covered close all the while, then strain it off and put it into a vessel, and about half a peck of the tops of clary when in blossom; stop it close for six weeks and then bottle it off: in two or three months it is fit to drink. It is apt to have a great settlement at bottom, therefore it is best to draw it off by plugs, or tap it pretty high.

Saragossa Wine, or English Sack.—To every quart of water put a sprig of rue, and to every gallon a handful of fennel root; boil them half an hour, strain it off, and to every gallon of liquor put three pounds of honey, boil two hours and skim it well: when it is cold pour it off into the vessel or cask, keep it a year in the vessel and bottle it.

Mountain Wine.—Pick out the stalks of Malaga

raisins, chop them small and put five pounds to every gallon of cold spring water; let them steep a fortnight or more, squeeze out the liquor and barrel it in a vessel fit for it, fume the vessel with brimstone. Do not stop it close till the hissing is over. Put half a pint of French brandy to every gallon of wine.

Cherry Brandy.—Take six dozen pounds of cherries, half red and half black, mash or squeeze them to pieces with your hands, and put to them three gallons of brandy: let them steep twenty-four hours, and put the mashed cherries and liquor, a little at a time, into a canvass bag, and press it as long as any juice will run: sweeten it to your taste, put it into a vessel, let it stand for a month and bottle it off. Put a lump of loaf sugar into every bottle.

Shrub.—Take two quarts of brandy, the juice of five lemons, the peels of two, and a nutmeg: stop it up, let it stand three days, and add to it three pints of white wine and a pound and a half of sugar: mix it, strain it twice through a flannel, and bottle it up.

Fine Milk Punch.—Take two quarts of water, one quart of milk, half a pint of lemon juice and one quart of brandy, with sugar to your taste; put the milk and water together a little warm, then the sugar and lemon juice: stir it well together, then the brandy, stir it again and run it through a flannel bag till it is very fine and bottle it. It will keep a fortnight or more.

To recover Wine that has turned sharp.—Rack off your wine into another vessel, and to ten gallons put the following powder:—take oyster-shells, scrape and wash off the brown dirty out-

side of the shells and dry them in an oven till they will powder. Put a pound of this powder to every nine or ten gallons of wine, stir it well together and stop it up : let it stand to settle two or three days, or till it is fine. As soon as it is fine, bottle it off and cork it well.

To fine Wine the Lisbon way.—To every twenty gallons of white wine take the whites of ten eggs and a small handful of salt, beat them together to a froth, and mix them well with a quart or more of the wine, then pour the wine and the whites into the vessel ; stir it well, and in a few days it will be fine.

Red or white Elder Wine.—Gather the elderberries ripe and dry, pick them and bruise them with your hands, and strain them : set the liquor by in glazed earthen vessels for twelve hours to settle : put to every pint of juice a pint and a half of water, and to every gallon of this liquor three pounds of Lisbon sugar : set it in a kettle over the fire, and, when it is ready to boil, clarify it with the whites of four or five eggs ; let it boil an hour, and, when it is almost cold, work it with strong ale yeast and tun it, filling up the vessel from time to time with the same liquor, saved on purpose, as it sinks by working. In a month's time, if the vessel holds about eight gallons, it will be fine and fit to bottle, and, after bottling, will be fit to drink in twelve months ; but, if the vessel be larger, it must stand longer in proportion, three or four months at least for a hogshead.—

Note.—All liquors must be fined before they are bottled, or else they will grow sharp and ferment in the bottles. Add to every gallon of this liquor a pint of strong mountain wine, but not such as has the borachio, or hog's skin flavour. This wine will be very strong and pleasant.

Sage Wine.—Boil twenty-six quarts of spring water a quarter of an hour, and, when it is blood warm, put twenty-six pounds of Malaga raisins, picked, rubbed, and shred into it, with almost half a bushel of shred sage, and a porringer of ale yeast; stir it well together, and let it stand in a tub, covered warm, six or seven days, stirring it every day, then strain it off and put it into a runlet: let it work three or four days, then stop it up: when it has stood six or seven days, put in a quart or two of Malaga sack, and, when it is fine, bottle it.

Gooseberry Wine.—Gather your gooseberries in a dry season, when they are half ripe, pick them, and bruise them in a tub with a wooden mallet, for no metal is proper: take about the quantity of a peck of the gooseberries, put them into a cloth made of horse hair, and press them as much as possible without breaking the seeds: repeat this till your gooseberries are bruised, adding to this pressed juice the other in the tub: add to every gallon three pounds of powdered sugar, stir it together till the sugar is dissolved, and then put it in a vessel, which must be quite filled with it. If the vessel holds about ten or twelve gallons, it must stand a fortnight or three weeks, or if about twenty gallons, four or five weeks, to settle in a cold place: draw off the wine from the lees. After you have discharged the lees from the vessel, return the clear liquor into the vessel again, and let it stand three months if the cask is about three gallons; or, between four and five months, if it be twenty gallons, and bottle it. This wine, if truly prepared according to the above directions, will improve every year, and keep good for many years.

Currant Wine.—Gather your currants full ripe;

strip them and bruise them in a mortar, and to every gallon of the pulp put two quarts of water, first boiled and cold : let it stand in a tub twenty-four hours to ferment, then run it through a hair sieve : let no hand touch it, but take its time to run, and to every gallon of liquor put two pounds and a half of white sugar : stir it well, put it in your vessel, and to every six gallons put a quart of the best rectified spirits of wine : let it stand six weeks, and bottle it. If it is not very fine, empty it into other bottles, and, after it has stood a fortnight, rack it off into smaller bottles.

Raisin Wine.—To every gallon of clear river water, put five pounds of Malaga or Belvidere raisins, let them steep a fortnight, stirring them every day : pour the liquor off, squeeze the juice off the raisins, and put both liquors together in a vessel that is of a size to contain it exactly. Let the vessel stand open till the wine has done hissing, or making the least noise. Add a pint of French brandy to every two gallons, stop it close, and, when it is fine, bottle it. If you would have it red, put one gallon of Alicante wine to every four of raisin wine.

Cherry Wine.—Pull off the stalks of the cherries, and wash them without breaking the stones, press them hard through a hair bag, and, to every gallon of liquor put two pounds of coarse sugar. The vessel must be full, and let it work as long as it makes a noise in the vessel : stop it up close for a month or more, and, when it is fine, draw it into dry bottles. If it makes them fly, open them for a moment, and stop them up again. It will be fit to drink in a quarter of a year.

Orange Wine.—Put twelve pounds of fine sugar, and the whites of eight eggs well beaten,

into six gallons of spring water, let it boil an hour, scumming it all the time : when it is nearly cool, put to it the juice of fifty Seville oranges, six spoonsful of good ale yeast, and let it stand two days : put it into another vessel, with two quarts of Rhenish wine, and the juice of twelve lemons : let the juice of the lemons and the wine, and two pounds of double-refined sugar, stand close covered twelve hours before it is put into the orange wine, and scum off the seeds. The lemon-peels must be put in with the oranges—half the rinds must be put in the vessel. It must stand ten or twelve days before it is fit to bottle.

Ginger Wine.—Take four gallons of water and seven pounds of sugar, boil them half an hour, skimming it all the time : when the liquor is cold squeeze in the juice of two lemons, then boil the peels, with two ounces of white ginger, in three pints of water, one hour : when cold, put it altogether into a cask, with one gill of finings and three pounds of Malaga raisins : close it up, let it stand two months, and then bottle it off.

N B. A lump of unslacked lime put into your cask, will keep wine from turning sour.

Ginger Beer.—The best method of making this pleasant and wholesome beverage is as follows :—Take one ounce and a half of the best ginger bruised, one ounce of cream of tartar, and one pound of white sugar : put these ingredients into an earthen pan, and pour upon them a gallon of boiling water. When cold, add a table-spoonful of yeast, cover the pan over with a blanket, and let it stand till the next morning :

then run it through a filtering bag or close sieve, bottle it, and fasten down the corks with string : let it stand in a cool place for three days, and it will be fit for use. Be particular in having the bottles well cleaned, and good sound corks. A lemon sliced, and added, will greatly improve its flavour.

Another, for six gallons.—Bruised ginger eight ounces ; cream of tartar, six ounces ; lump sugar, six pounds ; and three lemons sliced with the rind on. Should boiling the whole be preferred instead of pouring the water on hot, we merely caution the operator to be careful in using a bright iron or tin vessel for the purpose, and not keep it over the fire more than three minutes after it boils : strain, &c. as before.

Soda Water.—A cheap and expeditious way of making :—First, be careful in having your bottles (half pint bottles are best) washed and dry, and put into each twenty-five grains of subcarbonate of potash, and twenty-five grains of citric acid. Fill the bottles nearly full with spring water, cork it down instantly, and tie the cork down with strong twine or wire, then proceed to the next bottle, and so on until the whole is completed.—Tartaric acid will answer the same purpose as the citric acid, and is not so dear.

MEDICINAL RECIPES.

The publisher considers he need not offer any apology for presenting to his readers the following remedies for the most grievous diseases, many of which, although composed of the simplest materials, have performed very astonishing cures.

Weak Eyes.—May be relieved by washing them in cold water; or dissolve four grains of sugar of lead, and crude sal ammoniac, in eight ounces of water, to which add a few drops of laudanum. With this mixture bath the eyes night and morning. Rose water is also good for the eyes.

Inflamed Eyes.—Leeches should be applied to the temples, and, when the bleeding has ceased, a blister may be applied, and a little opening medicine taken. Shaking the head and bathing the feet in warm water will be found very beneficial.

To kill Worms.—Take an ounce of tin, finely powdered, and two drachms of Ethiop's mineral, mixed together; divide it into six powders, and take one of them, in a little syrup, twice a day: when they are used work them off with a little rhubarb.

Freckles on the Face.—To disperse freckles take two ounces of lemon juice, half a drachm of powdered borax, and one drachm of sugar, mix them, and let them stand a few days in a glass bottle till the liquor is fit for use, then rub it on the hands and face occasionally.

Simple Remedy for a Pain in the Side.—At bedtime, take a fresh cabbage leaf, hold it to the fire until it is quite warm, and then apply it to the part affected, binding it tight with a cloth round

the body ; let it remain for twelve hours or more, when it will generally be found to have removed the pain ; it will be well, however, to repeat the application of a fresh leaf on taking off the first, and let it remain as before. This will seldom fail in its effect.

Remedy for the Lumbago.—Get some oil of cabbage, commonly called green oil, and rub it well in before the fire previously to going to bed, on the loins and back, and in two or three applications this troublesome disorder is generally removed.

Lip Salve.—Take four ounces of white whey, one ounce of spermaceti, and half a pint of oil of almonds, and melt it in a water bath : when melted, put in a small quantity of alkanet root hid in a linen bag, to prevent it mixing with the other ingredients, the colour being the only part wanted, which the heat carries through the cloth or bag. Stir it with a knife till it gets red ; take out the alkanet root, and add a little essence of lemon or bergamot, run it into boxes for use.

Diarhœa.—Take of confection of catechu, two drachms ; simple cinnamon water, four ounces ; syrup of white poppies, one ounce : mix them together. One or two table spoonsful to be taken twice or thrice a-day as required : for children under ten years of age, a dessert spoonful to be used ; under two years, a tea spoonful, also two or three times a-day, as above stated.

Opening Pills.—Take four drachms of Castile soap, and the same quantity of succotrine aloes, make it into pills with a sufficient quantity of syrup. Two or three may be taken when costive.

Another.—Take four drachms of the extract of

jalap, the same quantity of vitriolated tartar, and form it into pills with syrup of ginger; five of these pills is sufficient for a purge, but, to keep the body gently open, one may be taken night and morning.

Draught for a cough.—Beat two fresh eggs, mix them with half a pint of new milk warmed, two table spoonsful of capillaire, the same quantity of rose-water, and a little nutmeg. It must not be warmed after the egg is added. Take it the first and last thing.

For a Fever.—Boil three ounces of currants, two of raisins carefully stoned, and an ounce and a half of tamarinds, in three pints of water till it is reduced to a quart, strain it, throw in a bit of lemon-peel, and let it stand an hour.

For Tape-worm in Children.—The following prescription is by the late Dr. Lettsom:—Beat up five drachms and a half of rectified oil of turpentine, with the yolk of an egg, some sugar and water, and common syrup. Give this to a child having tape-worms: two doses are sure of expelling them.

The following is a most excellent Remedy for a Cold.—Take a large tea-cup full of linseed, two pennyworth of stick liquorice, and a quarter of a pound of sun raisins: put these into two quarts of soft water, and let it simmer over a slow fire till it is reduced to one; then add to it a quarter of a pound of brown sugar-candy pounded, a table-spoonful of old rum, and a table-spoonful of the best white wine vinegar, or lemon juice.—[The rum and vinegar are best to be added only to the quantity you are going immediately to take, for if it is put into the whole it will grow flat.]—Drink half a pint at going to bed, and take a little

when the cough is troublesome. This recipe generally cures the worst of colds in two or three days, and, if taken in time, may be said to be an almost infallible remedy. It is a most balsamic cordial for the lungs, without the opening qualities which endanger fresh colds in going out. It has been known to cure colds that have been almost settled into consumptions in less than three weeks.

Cure for the Gravel.—Dissolve three drachms of prepared netron in a quart of cold soft water, and take half this quantity in the course of the day. Continue this medicine for a few days, and that painful complaint will be dislodged. It may be taken at any hour, but is best after a meal. It is said that the greatest martyrs to this disorder have been perfectly relieved by this simple remedy, which every person should remember, and note it in a pocket book, as few families are without some individual afflicted with gravel in a greater or less degree.

Instant Relief for a Pain and lax State of the Bowels.—Take twelve drops of laudanum, half a gill of spirituous cinnamon water, or, if that cannot be immediately had, the best brandy. This will seldom fail to give instant relief, but should it so fail in the first instance, it may be repeated in about an hour.

Remedy for the Gout.—Greater benefit has been derived from a liniment of olive oil, and the sulphuric acid, in case of gouty inflammation of the feet, than from any other application, and the gouty subjects to whom it has been recommended speak in the highest terms of its efficacy. A case of gout in the feet is related, wherein great relief was obtained by a large plaister of treacle completely covering the inflamed part.

Chilblain Lotion.—Get one drachm of sugar of lead, two ditto of white vitriol, reduce them to a fine powder, and add four ounces of water. Before using this lotion, it is to be well shaken, then rubbed well on the parts affected, before a good fire with the hand. The best time for application is in the evening. It scarcely ever fails curing the most inveterate chilblains by once or twice using. It is not to be used on broken chilblains. The above lotion has been sold for a considerable time at Exeter as a patent medicine with great success.

For Coughs in aged Persons.—Pour gradually two drachms of nitric acid, diluted in half a pint of water, on two drachms of gum ammoniac, and triturate them in a glass mortar, until the gum is dissolved. A table-spoonful to be taken in sweetened water every two or three hours.

For recent Cold in the Head.—Get twenty-five drops of laudanum, one drachm of sweet spirits of nitre, forty drops of antimonial wine, and half an ounce of water. To be mixed and taken at bed-time, the patient drinking freely afterwards of warm water-gruel, barley-water, or whey.

To remove Corns.—Get four ounces of white diacolon plaister, four ounces of shoe-maker's wax, and fifty drops of muriatic acid, or spirits of salt. Boil these ingredients for a few minutes in an earthen pipkin, and, when cold, roll the mass out between the hands, or upon a marble slab, slightly moistened with olive oil.

A Cure for the Tooth Ache.—An eminent apothecary, in the vicinity of this metropolis, has lately recommended, as an effectual cure for the tooth-ache, the following remedy, which he has

been in the habit of using for many years, and out of the number of cases eight-tenths have succeeded, viz.—to take three table-spoonsful of brandy, adding to it one drachm of camphor, with thirty or forty drops of laudanum, and then dropping a little on some lint, and apply it to the tooth affected, keeping the lint moistened for five minutes only to the tooth and gum.

Cure for the Ear-Ache.—Take a piece of the lean of mutton about the size of a large walnut, put it into the fire, and burn it for some time, till it becomes reduced almost to a cinder, then put it into a piece of clean rag, and squeeze it until some moisture is expressed, which must be dropped into the ear as hot as the patient can bear it.

For Burns and Scalds.—First apply vinegar until the pain abates ; secondly, an emollient poultice ; and thirdly, as soon as any secretion of matter or watery fluid appears, by covering the sore with powdered chalk. Liniment for the same :—Take of linseed, or olive oil and lime-water of each equal parts, or three ounces by measure ; mix by shaking them together. This liniment is extremely useful in cases of scalds or burns, being singularly efficacious in preventing, if applied in time, the inflammation subsequent to these, or even in removing it after it has come on.

To make Eye-Water.—Take ten grains of opium, six of camphor, and twelve ounces of boiling water ; rub the opium and camphor with the boiling water, and strain. This collyrium abates the pain and irritation attendant on severe cases of inflammation of the eyes.

Cure for a Pimpled Face.—Take an ounce each

of liver of sulphur, rock alum and common salt, and two drachms each of sugar candy and spermaceti. Pound and sift these articles, then put the whole into a quart bottle, and add half a pint of brandy, three ounces of white lily-water, and the same of spring-water; shake it well together, and keep it for use. With this liquid the face is to be frequently bathed, remembering to shake the bottle, and, on going to bed, lay all over the face linen which has been dipped in it. In ten or twelve days, it is said, a perfect cure may be effected of this very unpleasant complaint, as nothing in this composition can prove prejudicial.

Dr. Stoughton's celebrated Stomachic Elixir.— Pare off the thin yellow rinds of six large Seville oranges, and put them in a quart bottle with an ounce of gentian root scraped and sliced, and half a drachm of cochineal. Pour over these ingredients a pint of brandy, shake the bottle well several times during that and the following day, let it stand two days more to settle, and clear it off into bottles for use. Take one or two tea-spoonsful morning and afternoon, in a glass of wine or in a cup of tea. This is an elegant preparation, little differing from the compound tincture of gentian either of the London or Edinburgh dispensatories, the former adding half an ounce of canella alba, (white cinnamon) and the latter only substituting for cochineal of Stoughton, half an ounce of husked and bruised seeds of the lesser cardamom. In deciding on their respective merits, it should seem that Stoughton's elixir has the advantage in simplicity, and, perhaps, altogether as a general stomachic. Indeed, for some intentions, both the London and Edinburgh compositions may have their respective claims to preference; in a cold stomach, the cardamom might be useful; and, in a laxative habit, the canella alba. As a family medicine, to be at all times safely resorted to,

there is no need to hesitate in recommending Dr. Stoughton's Elixir.

General Turlington's Balsam.—This is a good vulnerary balsam for common uses, and may be safely taken internally where the genuine Friar's Balsam is not at hand. The receipt for making the true 'Turlington's Balsam is as follows:—Take an ounce of the Peruvian balsam; two ounces of the best liquid thorax; three ounces of the best gum benjamin impregnated with almonds; and half an ounce each of the aloes, myrrh, frankincense, angelica roots, and the flowers of St. John's wort. Beat all these ingredients in a mortar, and put them into a glass bottle, adding a pint and a quarter of spirits of wine. Let the bottle stand by the kitchen fire, or in the chimney corner, two days and nights, then decant it off in small bottles well corked and sealed, to be kept ready for use. The same quantity of spirits of wine poured on the ingredients, well shaken up and placed near the fire about six or eight days and nights, will serve for slight occasions on being bottled in a similar manner.

Useful Embrocation.—This recipe was never before made known to the public in any shape whatever. In the capital of the west of England it was, and I believe is now, made by a chemist, and sold as patent medicine. The success that attends its application in all kinds of bruises, swellings, green wounds, cuts and sores, has obtained it an immense sale. Most families, who have witnessed its effects, keep it in their houses as a remedy for all casual accidents; indeed I strongly recommend it, having witnessed its powers in several instances. The cheapness of the composition gives it a double claim to public patronage. It is made in the following manner:—Take half an ounce of camphor, cut it into small pieces, and

dissolve it in half a pint of spirits of wine, in a closely corked bottle; when completely dissolved, add one pint of ox-gall, (which can be had at any butcher's) and about forty or fifty drops of laudanum; shake it well and bottle it for use. The application is simple, requiring nothing more than being applied with some lint dipped into it.

Efficacious Ointment for the Itch.—Mix two ounces of lard, with one ounce of sulphur-vivum, and a few drops of essence of lemons. On going to bed apply the whole of this by well rubbing it on every part of the body, arms, &c. especially the parts most affected. The next morning let the ointment be washed off with soap and warm water; change the linen and clothes; should the disease not be entirely eradicated with one application, try another in the same manner. At the same time take some flower of sulphur, mixed with a little cream of tartar, in milk, beer, or treacle. Should there be more than one in the family, it is necessary that each apply the above quantity, and half the quantity for a child.

TINCTURES, &c.

Aromatic Tincture.—Infuse two ounces of Jamaica pepper in two pints of brandy without heat, for a few days, then strain off the tincture. This simple tincture will answer the intentions of the more costly preparations of this kind. It is rather too hot to be taken by itself, but it is proper for mixing with such medicines as might prove too cold for the stomach.

Compound Tincture of Bark.—Take of Peruvian bark two ounces; Seville orange-peel and cinnamon, of each half an ounce. Let the bark be powdered and the ingredients bruised, then infuse

the whole in a pint and a half of brandy for five or six days, in a close vessel ; afterwards strain off the tincture. This tincture is not only beneficial in intermitting fevers, but also in slow, nervous, and putrid kinds, especially towards their decline. The dose is from one drachm to three or four, every fifth or sixth hour. It may be given in any liquor, and sharpened with a few drops of the spirits of vitriol.

Volatile Fætid Tincture.—Infuse two ounces of asafoetida in one pint of volatile aromatic spirit for eight days in a close bottle, frequently shaking it, then strain the tincture. This medicine is very beneficial in hysteric disorders, especially when attended with lowness of spirits and faintings. A tea-spoonful may be taken in a glass of wine or a cup of pennyroyal tea.

Volatile Tincture of Gum Guaiacum.—Take of gum guaiacum, four ounces; volatile aromatic spirit, a pint. Infuse them, without heat, in a vessel well stopped for a few days, then strain off the tincture. In rheumatic complaints, a tea-spoonful of this tincture may be taken in a cup of the infusion of water trefoil twice or thrice a day.

Tincture of black Hellebore.—Infuse two ounces of the root of black hellebore bruised, in a pint of proof spirit, for seven or eight days, then filter the tincture through paper. A scruple of cochineal may be infused along with the roots, to give the tincture a colour. In obstructions of the menses, a tea-spoonful of this tincture may be taken in a cup of pennyroyal or camomile tea twice a day.

Astringent Tincture.—Digest two ounces of gum kino in a pint and a half of brandy, for eight days, afterwards strain it for use. This tincture,

though not generally known, is a good astringent medicine. With this view, an ounce or more of it may be taken three or four times a day.

Tincture of Myrrh and Aloes.—Take of gum myrrh, an ounce and a half; hepatic aloes, one ounce. Let them be reduced to a powder, and infused in two pints of rectified spirits for six days, then strain the tincture. This is principally used by surgeons for cleansing foul ulcers, and restraining the progress of gangrenes. By some recommended as a proper application to green wounds.

Tincture of Opium.—Take of crude opium, two ounces; spirituous aromatic water and mountain wine, of each ten ounces. Dissolve the opium, sliced, in the wine, with a gentle heat, frequently stirring it, afterwards add the spirit and strain off the tincture. As twenty-five drops of this tincture contain a grain of opium, the common dose may be from twenty to thirty drops.

Tincture of Hiera Picra.—Take of succotrine aloes in powder, one ounce; Virginia snake root and ginger, of each two drachms. Infuse a pint of mountain wine and half a pint of brandy, for a week, frequently shaking the bottle, then strain off the tincture.

Compound Tincture of Senna.—Take of senna one ounce; jalap, coriander seeds, and cream of tartar, of each half an ounce. Infuse them in a pint and a half of French brandy for a week, then strain the tincture and add to it four ounces of fine sugar. This is an agreeable purge, and answers all the purposes of the Elixir Salutis and of Daffy's Elixir. The dose is from one to two or three ounces.

Tincture of Spanish Flies.—Take of Spanish

flies, reduced to a fine powder, two ounces; spirits of wine, one pint. Infuse for two or three days, then strain off the tincture. This is intended as an acid stimulated for external use. Parts affected with the palsy, or chronic rheumatism may be frequently rubbed with it.

Tincture of the Balsam of Tolu.—Take of the balsam of Tolu, an ounce and a half; rectified spirits of wine, a pint. Infuse in a gentle heat until the balsam is dissolved, then strain the tincture. This tincture possesses all the virtues of the balsam. In coughs and other complaints of the breast, a tea-spoonful or two of it may be taken on a bit of loaf sugar; but the best way of using it is in the syrup. An ounce of the tincture properly mixed with two pounds of simple syrup will make what is commonly called the Balsamic syrup.

Tincture of Rhubarb.—Take of rhubarb, two ounces and a half; lesser cardamom seeds, half an ounce; brandy, two pints; digest for a week and strain the tincture. Those who choose to have a vinous tincture of rhubarb may infuse the above ingredients in a pint of Lisbon wine, adding to it about two ounces of proof spirits. If an ounce of gentian root and a drachm of Virginia snake-root be added to the above ingredients, it will make the bitter tincture of rhubarb. All these tinctures are designed as stomachics and corroborants, as well as purgatives. In weakness of the stomach, indigestion, laxity of the intestines, fluxes, cholicky and other complaints, they are frequently of great service. The dose is from half a spoonful to three or four spoonful, or more, according to the circumstances of the patient, and the purpose it is intended to answer.

Paregoric Elixir.—Take of flowers of benxion,

half an ounce; opium, two drachms. Infuse in one pound of the volatile aromatic spirit, four or five days, frequently shaking the bottle; afterwards strain the elixir. This is an agreeable and safe way of administering opium. It eases pain, allays tickling coughs, relieves difficult breathing, and is useful in many disorders of children, particularly the whooping cough. The dose to an adult is from fifty to sixty drops.

Acid Elixir of Vitriol.—Take of the aromatic tincture, one pint; oil of vitriol, three ounces. Mix them gradually and after the fœces have subsided, filter the elixir through paper in a glass funnel. This is one of the best medicines that I know for hysteric and hypochondriac patients, afflicted with flatulencies, arising from relaxation of the stomach and intestines. It will succeed where the most celebrated stomachic bitters have no effect. The dose is from ten to forty drops in a glass of wine or water, or a cup of bitter infusion twice or thrice a day. It should be taken when the stomach is most empty.

Camphorated Spirits of Wine.—Dissolve an ounce of camphor in a pint of rectified spirits. This solution is employed as an embrocation in bruises, palsies, the chronic rheumatism, and for preventing gangrenes. The above quantity of camphor dissolved in half a pound of the aromatic spirit, makes Ward's Essence.

Spirits of Mindererus.—Take of volatile sal ammoniac, any quantity. Pour on it, gradually, distilled vinegar till the effervescence ceases. This medicine is useful in promoting a discharge by the skin and urinary passages. It is also a good external application in strains and bruises. When intended to raise a sweat, half an ounce of it in a cup of warm gruel, may be given to the patient in bed every hour till it has the desired effect.

MIXTURES.

Diuretic Mixture.—Take of mint-water, five ounces; vinegar of squills, two drachms; sweet spirit of nitre, half an ounce; syrup of ginger, an ounce and a half; mix them. In the obstructions of the urinary passages, two spoonful of this mixture may be taken twice or thrice a day.

Laxative Absorbent Mixture.—Rub one drachm of magnesia alba in a mortar with ten or twelve grains of the best Turkey rhubarb, and add to them three ounces of common water, simple cinnamon water and syrup of sugar, of each one ounce. As most diseases of infants are accompanied with acidities, this mixture may either be given with a view to correct these, or to open the body. A table-spoonful may be taken for a dose, and repeated three times a day. To a very young child, half a spoonful will be sufficient. When the mixture is intended to purge, the dose may either be increased, or the quantity of rhubarb doubled. This is one of the most generally useful medicines with which I am acquainted.

Saline Mixture.—Dissolve a drachm of the salt of tartar in four ounces of boiling water, and, when cold, drop into it spirit of vitriol till the effervescence ceases; then add, of peppermint-water, two ounces; simple syrup, one ounce.

Squill Mixture.—Take of simple cinnamon-water, five ounces; vinegar of squills, one ounce; syrup of marsh-mallows, an ounce and a half. Mix them. This mixture, by promoting expectoration and the secretion of urine, proves serviceable in asthmatic and dropsical habits. A table-spoonful may be taken frequently.

OINTMENTS, LINIMENTS, AND CERATES.

Notwithstanding the extravagant encomiums

which have been bestowed on different preparations of this kind, with regard to their efficacy in the cure of wounds, sores, &c. it is beyond a doubt that the most proper application to a green wound is dry lint. But though ointments do not heal wounds and sores, yet they serve to defend them from the external air, and retain such substances as may be necessary for drying, deterging, destroying proud flesh, and such like. For these purposes, however, it will be sufficient to insert only a few of the most simple forms, as ingredients of a more active nature can occasionally be added to them.

Yellow Basilicon.—Take of yellow wax, white resin and frankincense, each a quarter of a pound; melt them together over a gentle fire; then add, of hog's lard prepared, one pound. Strain the ointment while warm. This ointment is employed for cleansing and healing wounds and ulcers.

Emollient Ointment.—Take of palm oil, two pounds; olive oil, a pint and a half; yellow wax, half a pound; Venetian turpentine, a quarter of a pound. Melt the wax in the oils over a gentle fire, then mix in the turpentine and strain the ointment. This supplies the place of Althææ Ointment. It may be used for anointing inflamed parts, &c.

Eye Ointment.—Take of hog's lard prepared, four ounces; white wax, two drachms; tutty prepared, one ounce; melt the wax with the lard over a gentle fire, and then sprinkle in the tutty, continually stirring them till the ointment is cold. This ointment will be more efficacious, and of a better consistence, if two or three drachms of camphor be rubbed up with a little oil and intimately mixed with it.

Another.—Take of camphor and calamine-stone levigated, each six drachms; verdigrise, well prepared, two drachms; hog's lard and mutton-suet, prepared, of each two ounces. Rub the camphor well with the powder; afterwards mix in the lard and suet, continuing the triture till they are perfectly united. This ointment has been long in esteem for diseases of the eyes. It ought, however, to be used with caution when the eyes are much inflamed or very tender.

Issue Ointment.—Mix half an ounce of Spanish flies, finely powdered, in six ounces of yellow basilicon ointment. This ointment is chiefly intended for pressing blisters, in order to keep them open during pleasure.

Ointment of Lead.—Take of olive oil, half a pint; white wax, two ounces: sugar of lead, three drachms. Let the sugar of lead, reduced into a fine powder, be rubbed with some part of the oil, and afterwards added to the other ingredients, previously melted together, continually stirring them till quite cold. This cooling and gentle astringent ointment may be used in all cases where the intention is to dry and skin over the part, in scalding, &c.

Mercurial Ointment.—Take of quicksilver, two ounces: hog's lard, three ounces: mutton suet, one ounce. Rub the quicksilver with an ounce of the hog's lard, in a warm mortar, till the globules be perfectly extinguished, then rub it up with the rest of the lard and suet, previously melted together. The principal intention of this ointment is, to convey mercury into the body by being rubbed upon the skin.

Sulphur Ointment.—Take of hog's lard prepared, four ounces: flour of sulphur, an ounce and

a half : crude sal ammoniac, two drachms : essence of lemon, ten or twelve drops. Make them into an ointment. This ointment, rubbed upon the parts affected, will generally cure the itch. It is both the safest and best application for that purpose, and, when made in this way, has no disagreeable smell.

White or Spermaceti Ointment.—Take of olive oil, one pint : white wax and spermaceti, of each three ounces. Melt them with a gentle heat, and keep them constantly and briskly stirring together till quite cold. If two drachms of camphor previously rubbed with a small quantity of oil, be added to the above, it will make the White Camphorated Ointment.

Liniment for Burns.—Take equal parts of Florence oil, or fresh drawn linseed oil and lime-water ; shake them well together in a wide bottle, so as to form a liniment. This is found to be an exceedingly proper application for recent scalds or burns. It may either be spread upon a cloth, or the parts affected may be anointed with it twice or thrice a day.

White Liniment.—This is made in the same manner as the white ointment, two-thirds of the wax being left out. This liniment may be applied in cases of excoriation, where, on account of the largeness of the surface, the ointments with lead or calomel might be improper.

Ointment for the Piles.—Take of emollient ointment, two ounces ; liquid laudanum, half an ounce. Mix these ingredients with the yolk of an egg, and work them well together.

Volatile Liniment.—Take of Florence oil, one ounce ; spirits of hartshorn, half an ounce. Shake

them well together. This liniment, made with equal parts of the spirit and oil, will be more efficacious where the patients skin is able to bear it. Sir John Pringle observes, that in the inflammatory quinsey, a piece of flannel, moistened with this liniment and applied to the throat, to be renewed every four or five hours, is one of the most efficacious remedies, and that it seldom fails, after bleeding, either to lessen or carry off the complaint. The truth of this observation I have often experienced.

Camphorated Oil.—Rub an ounce of camphor with two ounces of Florence oil in a mortar, till the camphor be entirely dissolved. This antispasmodic liniment may be used in obstinate rheumatisms, and in some other cases accompanied with extreme pain and tension of the parts.

PILLS.

Medicines which operate in a small dose, and whose disagreeable taste or smell makes it necessary that they should be concealed from the palate, are most commodiously exhibited in this form. No medicine, however, that is intended to operate immediately, ought to be made into pills, as they often lie a considerable time in the stomach before they are dissolved, so as to produce any considerable effect. As the ingredients which enter the composition of pills are generally so contrived, that one pill of an ordinary size may contain about five grains of the compound, in mentioning the dose we shall only specify the number of pills to be taken, as one, two, three, &c.

Composing Pill.—Take of purified opium, ten grains; Castile soap, half a drachm. Beat them together, and form the whole into twenty pills.

When a quieting draught will not sit on the stomach, one, two, or three of these pills may be taken as occasion requires.

Fætid Pill.—Take of asafoetida, half an ounce; simple syrup as much as is necessary to form it into pills. In hysteric complaints, four or five pills of an ordinary size may be taken twice or thrice a day; they may likewise be of service to persons to keep the body open; a proper quantity of rhubarb, aloes, or jalap, may occasionally be added to the above mass.

Hemlock Pill.—Take any quantity of the extract of hemlock, and add to it about a fifth part of its weight of the powder of the dried leaves: form it into pills of the ordinary size. The extract of hemlock may be taken from one grain to several drachms in the day. The best method, however, of using these pills is, to begin with one or two, and to increase the dose gradually, as far as the patient can bear them, without any remarkable degree of stupor or giddiness.

Mercurial Pills.—Take of purified quicksilver and honey, each half an ounce. Rub them together in a mortar till the globules of mercury are perfectly extinguished; then add, of Castile soap, two drachms; powdered liquorice or crumb of bread, a sufficient quantity to give the mass a proper consistence for pills. When stronger pills are wanted, the quantity of quicksilver may be doubled. The dose of these is different according to the intention with which they are given. As an alterative, two or three may be daily taken.—To raise a salivation, four or five will be necessary. Equal parts of the above pill and powdered rhubarb, made into a mass with a sufficient quantity of simple syrup, will make a mercurial purging pill.

Mercurial Sublimate Pill.—Dissolve fifteen grains of the corrosive sublimate of mercury in two drachms of the saturated solution of crude sal ammoniac, and make it into a paste in a glass mortar, with a sufficient quantity of the crumb of bread. This mass must be formed into one hundred and twenty pills.

This pill, which is the most agreeable form of exhibiting sublimate, has been found efficacious not only in curing the venereal disease, but also in killing and expelling worms, after other powerful medicines have failed. For the venereal disease, four of these pills may be taken twice a day; as an alterative, three; and for worms, two.

Purging Pill.—Take of succotrine aloes and Castile soap, each two drachms; of simple syrup, a sufficient quantity to make them into pills.

Four or five of these pills will generally prove a sufficient purge. For keeping the body gently open, one may be taken night and morning. They are reckoned both deobstruent and stomachic, and will be found to answer all the purposes of Dr. Anderson's Pills, the principal ingredient of which is aloes.

Where aloetic purges are improper, the following pills may be used:—

Take extract of jalap and vitriolated tartar, of each two drachms; syrup of ginger, as much as will make them of a proper consistence for pills. These pills may be taken in the same quantity as the above.

Pills for the Jaundice.—Take of Castile soap, succotrine aloes, and rhubarb, of each one drachm. Make them into pills with a sufficient quantity of syrup and mucilage.

These pills, as their title expresses, are chiefly intended for the jaundice, which, with the assistance of proper diet, they will often cure. Five or

six of them may be taken twice a day, more or less, as may be necessary to keep the body open. It will be proper, however, during their use, to interpose now and then a vomit of ipecacuanha or tartaric emetic.

Stomachic Pills.—Take extract of gentian, two drachms; powdered rhubarb and vitriolated tartar, of each one drachm; oil of mint, thirty drops; simple syrup a sufficient quantity.

Three or four of these pills may be taken twice a day for invigorating the stomach, and keeping the body gently open.

Squill Pills.—Take powder of dried squills, a drachm and a half; gum ammoniac and cardamom seeds in powder, of each three drachms; simple syrup a sufficient quantity.

In dropsical and asthmatic complaints, two or three of these pills may be taken twice a day, or oftener, if the stomach will bear it.

Strengthening Pills.—Take soft extract of bark and salt of steel, each a drachm. Make into pills.

In disorders arising from excessive debility or relaxation of the solids, as the chlorosis, or green sickness, two of these pills may be taken three times a day.

Antibilious Pills.—Take of compound extract of colocynth, two scruples; extract of jalap, one scruple; calomel, one scruple; extract of scammony, one scruple; oil of cloves, ten drops. Mix and make into twenty pills. One or two is sufficient for a dose.

Female Pills.—Take of aloes, one drachm; calomel, one scruple. Make into twenty pills. One or two is sufficient for a dose.

Vegetable Laxative Pills.—Take of extract of jalap, thirty grains; extract of colocynth, twenty grains; scammony, ten grains; oil of cloves, ten drops; powdered ginger, twenty grains. Make into twenty-four pills. Two or three is sufficient for a dose.

This excellent recipe is far more efficacious, and safer, than all the quack doctors' nostrums in the world, and will not cost one quarter as much money.

PLAISTERS.

Plaisters ought to be of a different consistence, according to the purpose for which they are intended. Such as are to be applied to the breasts or stomach, ought to be soft and yielding; while those designed for the limbs should be firm and adhesive.

It has been supposed that plaisters might be impregnated with the virtues of different vegetables, by boiling the recent vegetables with the oil employed for the compositions of the plaister; but this treatment does not communicate to the oils any valuable quality.

The calces of lead boiled with oils, unite with them into a plaister of a proper consistence, which makes the basis of several other plaisters. In boiling these compositions, a quantity of hot water must be added from time to time, to prevent the plaister from burning or growing black. This, however, should be done with care, lest it cause the matter to explode.

Common Plaister.—Take of common olive oil, six pints; litharge, reduced to a fine powder, two pounds and a half. Boil the litharge and oil together over a gentle fire, continually stirring them, and keeping always about half a gallon of

water in the vessel ; after they have boiled about three hours, a little of the plaister may be taken out and put into cold water, to try if it be of a proper consistence : when that is the case, the whole may be suffered to cool, and the water well pressed out of it with the hands.

This plaister is generally applied in slight wounds and excoriations of the skin ; it keeps the part soft and warm, and defends it from the air, which is all that is necessary in such cases. Its principal use, however, is to serve as a basis for other plaisters.

Adhesive Plaister.—Take of common plaister, half a pound ; of Burgundy pitch, a quarter of a pound. Melt them together.

This plaister is generally used for keeping on other dressings.

Anodyne Plaister.—Melt an ounce of adhesive plaister, and, when it is cooling, mix it with a drachm of powdered opium and the same quantity of camphor, previously rubbed up with a little oil.

This plaister generally gives ease in acute pains, especially of the nervous kind.

Blistering Plaister.—Take of Venice turpentine, six ounces ; yellow wax, two ounces ; Spanish flies, in fine powder, three ounces ; powdered mustard, one ounce. Melt the wax, and while it is warm, add to it the turpentine, taking care not to evaporate it by too much heat. After the turpentine and wax are sufficiently incorporated, sprinkle in the powders, continually stirring the mass till it be cold.

Though this plaister is made in a variety of ways, one seldom meets with it of a proper consistence. When compounded with oils and other greasy substances, its effects are blunted, and it is apt to run ; while pitch and resin render it too hard and very inconvenient

When the blistering plaister is not at hand, its place may be supplied by mixing with any soft ointment a sufficient quantity of powdered flies; or by forming them into a paste with flour and vinegar.

Gum Plaister.—Take of the common plaister, four pounds; gum ammoniac and galbanum strained, of each half a pound. Melt them together, and add, of Venice turpentine, six ounces. This plaister is used as a digestive, and likewise for discussing indolent tumours.

Mercurial Plaister.—Take of common plaister, one pound; of gum ammoniac strained, half a pound. Melt them together, and, when cooling, add eight ounces of quicksilver, previously extinguished by triture, with three ounces of hog's lard.

This plaister is recommended in pains of the limbs arising from a venereal cause. Indurations of the glands, and other violent tumours, are likewise found to yield to it.

Stomach Plaister.—Take of gum plaister, half a pound; camphorated oil an ounce and a half; black pepper, or capsicum where it can be had, one ounce. Melt the plaister, and mix with it the oil; then sprinkle in the pepper, previously reduced to a fine powder.

An ounce or two of this plaister, spread upon soft leather, and applied to the region of the stomach, will be of service in flatulencies arising from hysteric and hypochondriac affections. A little of the expressed oil of mace, or a few drops of the essential oil of mint, may be rubbed upon it before it is applied.

This may supply the place of the Anti-Hysteric Plaister.

Warm Plaister.—Take of gum plaister, one

ounce; blistering plaister, two drachms; melt them over a gentle fire.

This plaister is useful in the sciatica and other fixed pains of the rheumatic kind: it ought, however, to be worn for some time, and to be renewed at least once a week. If this is found to blister the part, which is sometimes the case, it must be made with a smaller proportion of the blistering plaister.

Wax Plaister.—Take of yellow wax, one pound; white resin, half a pound; mutton suet, three quarters of a pound. Melt them together.

This is generally used instead of the Melilot Plaister. It is a proper application after blisters, and in other cases where a gentle digestive is necessary.

POWDERS.

This is one of the most simple forms in which medicine can be administered. Many medicinal substances, however, cannot be reduced into powder, and others are too disagreeable to be taken in this form.

The lighter powders may be mixed in any agreeable thin liquor, as tea, or water-gruel; the more ponderous will require a more consistent vehicle, as syrup, conserve, jelly, or honey.

Gums and other substances, which are difficult to powder, should be pounded along with the drier ones; but those which are too dry, especially aromatics, ought to be sprinkled, during their pulverization, with a few drops of any water. Aromatic powders are to be prepared only in small quantities at a time, and kept in glass vessels closely stopped. Indeed no powders ought to be exposed to the air, or kept too long, otherwise their virtues will be, in a great measure, destroyed.

Astringent Powder.—Take of alum and Japan earth, each two drachms. Pound them together, and divide the whole into ten or twelve doses.—In an immoderate flow of the menses, and other hæmorrhages, one of these powders may be taken every hour, or every half hour, if the discharge be violent.

Powder of Bole.—Take of bole armenic, or French bole, two ounces; cinnamon, one ounce; tormentil root and gum arabic, of each six drachms; long pepper, one drachm. Let all these ingredients be reduced to a powder.

This warm, glutinous, astringent powder is given in fluxes, and in other disorders where medicines of that class are necessary, in the dose of a scruple, or half a drachm.

If a drachm of opium be added, it will make the powder of bole with opium, which is a medicine of considerable efficacy. It may likewise be taken in the same quantity for a dose, but not above twice or thrice a day.

Carminative Powder.—Take of coriander seeds half an ounce; ginger, one drachm; nutmegs, half a drachm; fine sugar, a drachm and a half; reduce them into powder for twelve doses.

This powder is employed for expelling flatulencies arising from indigestion, particularly those to which hysteric and hypochondriac persons are so liable. It may likewise be given in small quantities to children in their food, when troubled with gripes.

Diuretic Powder.—Take of gum arabic, four ounces; purified nitre, one ounce: pound them together, and divide them into twenty-four doses. During the first stages of the venereal disease, one of these cooling powders may be taken three times a day with considerable advantage.

Aromatic Opening Powder.—Take of the best Turkey rhubarb, cinnamon, and fine sugar, of each two drachms. Let the ingredients be pounded, and afterwards mixed well together.

When flatulence is accompanied with costiveness, a tea-spoonful of this powder may be taken once or twice a day, according to circumstances.

Saline Laxative Powder.—Take of soluble tartar, and cream of tartar, of each one drachm; purified nitre, half a drachm. Make them into a powder.

In fevers and other inflammatory disorders, where it is necessary to keep the body gently open, one of these cooling laxative powders may be taken in a little gruel, and repeated occasionally.

Steel Powder.—Take filings of steel, and loaf sugar, of each two ounces; ginger, two drachms. Pound them together.

In obstructions of the menses, and other cases where steel is proper, a tea-spoonful of this powder may be taken twice a day, and washed down with wine or water.

Sudorific Powder.—Take purified nitre and vitriolated tartar, of each half an ounce; opium and ipecacuanha, of each one drachm. Mix the ingredients, and reduce them to a fine powder.

This is generally known by the name of Dover's Powder. It is a powerful sudorific. In obstinate rheumatisms and other cases where it is necessary to excite a copious sweat, this powder may be administered in the dose of a scruple or half a drachm. Some patients will require two scruples. It ought to be accompanied with the plentiful use of some warm diluting liquor.

Worm Powder.—Take of tin, reduced into a

fine powder, an ounce; Ethiop's mineral, two drachms. Mix them well together, and divide the whole into six doses.

One of these powders may be taken in a little syrup, honey, or treacle, twice a day. After they have been all used, the following anthelmintic purge may be proper.

Purging Worm Powder.—Take of powdered rhubarb, a scruple; scammony and calomel, of each five grains. Rub them in a mortar for one dose.

For children, the above doses must be lessened according to their age.

If the powder of tin be given alone, its dose may be considerably increased. The late Dr. Alston gave it to the amount of two ounces in ten days, and says, when thus administered, that it proves an egregious anthelmintic. He purged his patients both before they took the powder and afterwards.

VINEGARS.

Vinegar is an acid produced from vinous liquors by a second fermentation. It is an useful medicine, both in inflammatory and putrid disorders. Its effects are to cool the blood, quench thirst, counteract a tendency to putrefaction, and allay inordinate motions of the system. It likewise promotes the natural secretions, and in some cases excites a copious sweat, while the warm medicines, called alexipharmic, tend rather to prevent that salutary evacuation.

Weakness, faintings, vomitings, and other hysteric affections, are often relieved by vinegar applied to the mouth and nose, or received into the stomach. It is of excellent use also in correcting many poisonous substances, when taken into the

stomach ; and in promoting their expulsion, by the different emunctories, when received into the blood.

Vinegar is not only an useful medicine, but serves likewise to extract, in tolerable perfection, the virtues of several other medicinal substances. Most of the odoriferous flowers impart to it their fragrance, together with a beautiful purplish or red colour. It also assists or coincides with the intentions of squills, garlic, gum ammoniac, and several other valuable medicines.

These effects, however, are not to be expected from every thing that is sold under the name of vinegar, but from such as is sound and well prepared.

The best vinegars are those prepared from French wines. It is necessary, for some purposes, that the vinegar be distilled ; but as this operation requires a particular chemical apparatus, we shall not insert it.

Vinegar of Litharge.—Take of litharge, half a pound ; strong vinegar, two pints. Infuse them together, in a moderate heat, for three days, frequently shaking the vessel ; then filter the liquor for use.

This medicine is little used from a general notion of its being dangerous. There is reason, however, to believe that the preparations of lead with vinegar are possessed of some valuable properties, and that they may be used in many cases with safety and success.

A preparation of a similar nature with the above has of late been extolled by Goulard, a French surgeon, as a safe and extensively useful medicine, which he calls the extract of Saturn, and orders it to be made in the following manner :—Take of litharge, one pound ; vinegar, made of French wine, two pints. Put them together into a glazed earthen pipkin, and let them boil,

or rather simmer, for an hour and a quarter, taking care to stir them all the while with a wooden spatula. After the whole has stood to settle, pour off the liquor which is upon the top into bottles for use.

Vinegar of Roses.—Take of red roses, half a pound; strong vinegar, half a gallon. Infuse in a close vessel for several weeks, in a gentle heat, afterwards strain off the liquor. This is principally used as an embrocation for a head-ache, &c.

Vinegar of Squills.—Take of dried squills, two ounces; distilled vinegar, two pints. Infuse for ten days or a fortnight, in a gentle degree of heat, afterwards strain off the liquor, and add to it a twelfth part of its quantity of proof spirits.

This medicine has a good effect in disorders of the breast, occasioned by a load of viscid phlegm. It is also of use in hydropic cases, for promoting a discharge of urine.

The dose is from two drachms to two ounces, according to the intention for which it is given. When intended to act as a vomit, the dose ought to be large. In other cases, it must not only be administered in small doses, but also mixed with cinnamon water, or some other agreeable aromatic liquor, to prevent the nausea it might otherwise occasion.

SPIRITUOUS DISTILLED WATERS.

Spirituous Cinnamon Water.—Take of cinnamon bark, one pound; proof spirit and common water, of each one gallon. Steep the cinnamon in the liquor for two days, then distil of one gallon.

Spirituous Jamaica Pepper Water.—Take of

Jamaica pepper water, half a pound; proof spirit, three gallons; water, two gallons. Distil off three gallons.

This is an agreeable cordial, and may supply the use of the Aromatic Water.

WHEYS.

Alum Whey.—Boil two drachms of powdered alum, in a pint of milk, till curdled: strain out the whey.

This whey is beneficial in an immoderate flow of the menses, and in a diabetes, or excessive discharge of urine.

The dose is two, three, or four ounces, according as the stomach will bear it, three times a day. If it should occasion vomiting, it may be diluted.

Mustard Whey.—Take milk and water, of each a pint; bruised mustard seed, an ounce and a half. Boil them together till the curd is perfectly separated: afterwards strain the whey through a cloth.

This is the most elegant method of exhibiting mustard. It warms and invigorates the habit, and promotes the different secretions. Hence, in the low state of nervous fevers, it will often supply the place of wine. It is also of use in the chronic rheumatism, palsy, dropsy, &c. The addition of a little sugar will render it more agreeable. The dose is a tea cup full four or five times a day.

Scorbutic Whey.—This whey is made by boiling half a pint of the scorbutic juices in a quart of cow's milk. More benefit, however, is to be expected from eating the plants than from their expressed juices.

The scorbutic plants are, bitter oranges, brook lime, garden scurvy grass, and water cresses.

A number of other wheys may be prepared in the same manner, as orange whey, cream of tartar whey, &c. These are cooling pleasant drinks in fevers, and may be rendered cordial by the addition of wine.

WINES.

The effect of wines are, to raise the pulse, promote perspiration, warm the habit, and exhilarate the spirits. The red wines, besides these effects, have an astringent quality, by which they strengthen the tone of the stomach and intestines, and by this means prove serviceable in restraining immoderate secretions.

The thin sharp wines have a different tendency. They pass off freely by the different emunctories, and gently open the body. The effect of the full bodied wines are much more durable than those of the thinner.

All sweet wines contain a glutinous substance, and do not pass off freely. Hence they will heat the body more than an equal quantity of any other wine, though it should contain fully as much spirit. From the obvious qualities of wine, it must appear to be an excellent medicine. Indeed, to say the truth, it is worth all the rest put together. But to answer this character, it must be sound and good. No benefit is to be expected from the common trash that is often sold by the name of wine, without possessing one drop of the juice of the grape. No medicine is more rarely obtained genuine than wine.

Wine is not only used as medicine, but is employed as a menstruum for extracting the virtues of other medicinal substances, for which it is

not ill adapted, being a compound of water, inflammable spirit, and acid; by which means it is enabled to act upon vegetable and animal substances, and to dissolve bodies of the metallic kind, so as to pregnate itself with their virtues, as steel, antimony, &c.

Anthelmintic Wine.—Take of rhubarb, half an ounce; worm-seed, an ounce. Bruise them and infuse without heat, in two pints of red port wine for a few days, then strain off the wine.

As the stomachs of persons afflicted with worms are always debilitated, red wine alone often proves serviceable; it must have still better effects when joined with bitter and purgative ingredients, as in the above form. A glass of this wine may be taken twice a day.

BALSAMS.

The subject of this section is not the natural balsams, but certain compositions, which, from their being supposed to possess balsamic qualities, generally go by that name. This class of medicines was formerly very numerous, and held in great esteem. Modern practice, however, has justly reduced it to a very narrow compass.

Anodyne Balsam.—Take of white Spanish soap, one ounce; opium unprepared, two drachms; rectified spirits of wine, nine ounces. Digest them together in a gentle heat for three days, then strain off the liquor and add to it three drachms of camphor.

This balsam, as its title expresses, is intended to heal pain. It is of service in violent strains, and rheumatic complaints, when not attended with inflammation. It must be rubbed with a

warm hand on the part affected, or a linen rag moistened with it may be applied to the part, and renewed every third or fourth hour till the pain abates. If the opium is left out, it will be the Saponaceous Balsam.

Locatelli's Balsam.—Take of olive-oil, one pint; oil of turpentine and yellow wax, of each half a pound; red saunders, six drachms. Melt the wax with some part of the oil over a gentle fire, then add the remainder of the oil of turpentine; afterwards mix in the saunders, previously reduced to a powder, and keep stirring them together till the balsam is cold.

This balsam is recommended in erosions of the intestines, the dysentery, hæmorrhages, internal bruises, and in some complaints of the breast. Outwardly, it is used for healing and cleansing wounds and ulcers. The dose, when taken internally, is from two scruples to two drachms.

The Vulnerary Balsam.—Take of benzoin, powdered, three ounces; balsam of Peru, two ounces; hepatic aloes, in powder, half an ounce; rectified spirits of wine, two pints. Digest them in a gentle heat for two days, and then strain the balsam.

This balsam, or rather tincture, is applied externally to heal recent wounds and bruises. It is likewise employed internally to remove coughs, asthmas, and other complaints of the breast; it is used to ease the cholic, cleanse the kidneys, internal ulcers, &c. The dose is from twenty to sixty drops.

This, though a medicine of some value, does not deserve the extravagant encomiums which have been bestowed upon it. It has been celebrated under the different names of the Commander's Balsam, Persian Balsam, Balsam of Berne, Wade's Balsam, Friar's Balsam, Jesuit's Drops, and Turlington's Drops.

DECOCTIONS.

Water readily extracts the gummy and saline parts of vegetables ; and, though its action is chiefly confined to these, yet the resinous and oily being intimately blended with the gummy and saline, are in part taken up along with them. Hence watery decoctions and infusions of vegetables constitute a large, and not unuseful class of medicines. Although most vegetables yield their virtues to water, as well by infusion as decoction, yet the latter is often necessary, as it saves time, and does, in a few minutes, what the other would require hours, and sometimes days, to effect.

The medicines of this class are all intended for immediate use.

Decoction of Althæa.—Take of the roots of marshmallows, moderately dried, three ounces ; raisins of the sun, one ounce ; water, three pints. Boil the ingredients in the water till one-third of it is consumed : afterwards strain the decoction, and let it stand for some time to settle. If the roots be thoroughly dried, they must be boiled till one half of the water is consumed. In coughs, and sharp defluations from the lungs, this decoction may be used for ordinary drink.

Common Decoction.—Take of camomile flowers, an ounce ; elder flowers and sweet fennel seeds, of each half an ounce ; water, two quarts. Boil them for a little time, and then strain the decoction.

A medicine equally good may be prepared by infusing the ingredients for some hours in boiling water.

This decoction is chiefly intended as the basis of clysters, to which other ingredients may be occasionally added. It will likewise serve as a common fomentation, spirits of wine, or other

things, being added in such quantity as the case may require.

Decoction of Logwood.—Boil three ounces of the shavings, or chips of logwood, in four pints of water, till one half the liquor is wasted. Two or three ounces of simple cinnamon water may be added to this decoction.

In fluxes of the belly, where the stronger astringents are improper, a tea-cupful of this decoction may be taken with advantage three or four times a day.

Decoction of Bark.—Boil an ounce of the Peruvian bark, grossly powdered, in a pint and a half of water, to one pint, then strain the decoction. If a tea-spoonful of the weak spirits of vitriol be added to this medicine, it will render it both more agreeable and efficacious.

Compound Decoction of Bark.—Take of Peruvian bark, and Virginia snake-root, grossly powdered, each three drachms. Boil them in a pint of water to one half. To the strained liquor add one ounce and a half of aromatic water.

Sir John Pringle recommended this as a proper medicine towards the decline of malignant fevers, when the pulse is low, the voice weak, and the head affected with a stupor, but with little delirium. The dose is four spoonful every fourth or sixth hour.

Decoction of Sarsaparilla.—Take of fresh sarsaparilla root, sliced and bruised, two ounces; shavings of guaiacum wood, one ounce. Boil over a slow fire in three quarts of water, to one, adding, towards the end, half an ounce of sassafras wood, and three drachms of liquorice. Strain the decoction.

This may either be employed as an assistant to a course of mercurial alteratives, or taken after the mercury has been used for some time. It strengthens the stomach, and restores fresh vigour to habits emaciated by the venereal disease. It may also be taken in the rheumatism, and cutaneous disorders proceeding from foulness of the blood and juices. For all these intentions it is greatly preferable to the decoction of woods. This decoction may be taken from a pint and a half to two quarts in a day.

The following decoction is said to be similar to that used by Kennedy, in the cure of the venereal disease, and may supply the place of the Lisbon diet-drink.

Take of sarsaparilla, three ounces; liquorice and mezerion root, of each half an ounce; shavings of guaicum and sassafras wood, of each one ounce; crude antimony, powdered, an ounce and a half. Infuse these ingredients in eight pints of boiling water for twenty-four hours, then boil them till one half the water is consumed; afterwards strain the decoction. This decoction may be used in the same manner as the preceding.

Decoction of Seneka.—Take of seneka rattlesnake root, one ounce; water, a pint and a half. Boil to one pint and strain. This decoction is recommended in the pleurisy, dropsy, rheumatism, and some obstinate disorders of the skin.—The dose is two ounces three or four times a day, or oftener, if the stomach will bear it.

White Decoction.—Take of the purest chalk, in powder, two ounces; gum arabic, half an ounce; water, three pints. Boil to one quart, and strain the decoction. This is a proper drink in acute diseases, attending with or inclining to a looseness, and where acidities abound in the sto-

mach or bowels. It is peculiarly proper for children when afflicted with sourness in the stomach, and for persons who are subject to the heartburn. It may be sweetened with sugar as it is used, and two or three ounces of simple cinnamon-water added to it.

An ounce of powdered chalk mixed with two pints of water, will occasionally supply the place of this decoction, and also of the chalk julep.

DRAUGHTS.

This is a proper form for exhibiting such medicines as are intended to operate immediately, and which do not need to be frequently repeated, as purges, vomits, and a few others, which are to be taken at one dose. Where a medicine requires to be used for any length of time, it is better to make up a large quantity of it at once, which saves both trouble and expense.

Anodyne Draught.—Take of liquid laudanum, twenty-five drops; simple cinnamon water, an ounce; common syrup, two drachms. Mix them.

In excessive pain, where bleeding is not necessary, and in great restlessness, this composing draught may be taken and repeated occasionally.

Diuretic Draught.—Take of the diuretic salt, two scruples; syrup of poppies, two drachms; simple cinnamon water, and common water, of each an ounce.

This draught is of service in an obstruction or deficiency of urine.

Purgine Draught.—Take of manna, an ounce; soluble tartar, or Rochel salt, from three to four

drachms. Dissolve in three ounces of boiling water, to which add Jamaica pepper-water half an ounce.

As manna will not sit upon the stomach, an ounce or ten drachms of the bitter purging salts, dissolved in four ounces of water, may be taken instead of the above. Those who cannot take salts, may use the following draught :—

Take of jalap, in powder, a scruple; common water, an ounce; aromatic tincture, six drachms. Rub the jalap with twice its weight of sugar, and add to it the other ingredients.

Sweating Draught.—Take spirits of mindererus, two ounces; salt of hartshorn, five grains; simple cinnamon water and syrup of poppies, of each half an ounce. Mix them into a draught. In recent colds and rheumatic complaints, this draught is of service. To promote its effects, however, the patient ought to drink freely of warm water-gruel, or of some other weak diluting liquor.

Vomiting Draught.—Take of ipecacuanha, in powder, a scruple; water, an ounce; simple syrup, a drachm. Mix them.

Persons who require a stronger vomit may add to the above half a grain, or a grain, of emetic tartar.

Those who do not choose the powder, may take ten drachms of the ipecacuanha wine, or half an ounce of the wine and an equal quantity of the syrup of squills.

ELECTUARIES.

Electuaries are generally composed of the lighter powders mixed with syrup, honey, conserve or mucilage, into such a consistence that

the powders may neither separate by keeping nor the mass prove too stiff for swallowing. They receive chiefly the milder alterative medicines, and such as are not ungrateful to the palate.

Astringent electuaries, and such as have pulps of fruit in them, should be prepared only in small quantities, as astringent medicines lose their virtue by being kept in this form, and the pulps of fruit are apt to ferment.

For the extraction of pulps, it will be necessary to boil unripe fruits, and ripe ones if they are dried, in a small quantity of water till they become soft. The pulp is then to be pressed out through a hair sieve or thin cloth, and afterwards boiled to a due consistence in an earthen vessel, over a gentle fire, taking care to prevent the matter from burning by continually stirring it. The pulps of fruit that are both ripe and fresh may be pressed out without any previous boiling.

Lenitive Electuary.—Take of senna, in fine powder, eight ounces; coriander seed, also in powder, four ounces; pulp of tamarinds and of French prunes, each a pound; mix the pulps and powders, and, with a sufficient quantity of simple syrup, reduce the whole into an electuary.

A tea spoonful of this electuary, taken two or three times a day, generally proves an agreeable laxative. It likewise serves as a convenient vehicle for exhibiting more active medicines; as jalap, scammony, and such like.

This may supply the place of the electuary of Cassina.

Electuary for the Dysentery.—Take of the Japanese confection, two ounces; Locatelli's balsam, one ounce; rhubarb, in powder, half an ounce; syrup of marshmallows, enough to make an electuary.

It is often dangerous in dysenteries, to give

opiates and astringents without interposing purgatives. The purgative is here joined with these ingredients, which renders this a very safe and useful medicine for the purposes expressed in the title. About the bulk of a nutmeg should be taken twice or thrice a day, as the symptoms and constitution may require.

Electuary for the Epilepsy.—Take of Peruvian bark, in powder, an ounce; of powdered tin and wild valerian root, of each half an ounce; simple syrup, enough to make an electuary.

Dr. Mead directs a drachm of an electuary similar to this to be taken evening and morning in the epilepsy, for the space of three months.—It will be proper, however, to discontinue the use of it for a few days every now and then. I have added the powdered tin because the epilepsy often proceeds from worms.

Electuary for the Gonorrhœa.—Take of lenitive electuary, three ounces; jalap and rhubarb, in powder, of each two drachms; nitre, half an ounce; simple syrup, enough to make an electuary.

During the inflammation and tension of the urinary passages, which accompany a virulent gonorrhœa, this cooling laxative may be used with advantage.

The dose is a drachm, or about the bulk of a nutmeg, two or three times a day: more or less, as may be necessary to keep the body gently open. An electuary made of cream of tartar and simple syrup will occasionally supply the place of this.

After the inflammation is gone off, the following electuary may be used:—

Take of lenitive electuary, two ounces; balsam of capivi, one ounce; gum guaiacum and rhubarb, in powder, of each two drachms; simple

syrup, enough to make an electuary. The dose is the same as the preceding.

Electuary of the Bark.—Take of Peruvian bark, in powder, three ounces; cascarilla, half an ounce; syrup of ginger, enough to make an electuary.

In the cure of obstinate intermitting fevers, the bark is assisted by the cascarilla. In hectic habits, however, it will be better to leave out the cascarilla, and put three drachms of crude sal ammoniac in its stead.

Electuary for the Piles.—Take flowers of sulphur, one ounce; cream of tartar, half an ounce; treacle, a sufficient quantity to form an electuary. A tea-spoonful of this may be taken three or four times a day.

Electuary for the Palsy.—Take of powdered mustard seed and conserve of roses, each an ounce; syrup of ginger, enough to make an electuary. A tea-spoonful of this may be taken three or four times a day.

Electuary for the Rheumatism.—Take of conserve of roses, two ounces; cinnabar of antimony, levigated, an ounce and a half; gum guaiacum, in powder, an ounce; syrup of ginger, a sufficient quantity to make an electuary.

In obstinate rheumatism which are not accompanied with a fever, a tea-spoonful of this electuary may be taken twice a day with considerable advantage.

EMULSIONS.

Emulsions, beside their use as medicines, are also proper vehicles for certain substances, which

could not otherwise be conveniently taken in a liquid form. Thus, camphor triturated with almonds, readily unites with water into an emulsion. Pure oils, balsams, resins, and other similar substances, are likewise rendered miscible with water by the intervention of mucilages.

Common Emulsion.—Take of sweet almonds, an ounce; bitter almonds, a drachm; water, two pints.

Let the almonds be blanched, and beat up in a marble mortar, adding the water by little and little, so as to make an emulsion; afterwards let it be strained.

Arabic Emulsion.—This is made in the same manner as the above; adding to the almonds, while beating, two ounces and a half of the mucilage of gum arabic.

Where cooling liquors are necessary, these emulsions may be used as ordinary drink.

Camphorated Emulsion.—Take of camphor, half a drachm; sweet almonds, half a dozen; white sugar, half an ounce; mint water, eight ounces. Grind the camphor and almonds well together in a stone mortar, and add, by degrees, the mint water; then strain the liquor and dissolve in it the sugar.

In fevers and other disorders which require the use of camphor, a table spoonful of this emulsion may be taken every two or three hours.

Emulsion of Gum Ammoniac.—Take of gum ammoniac, two drachms; water, eight ounces. Grind the gum with the water poured upon it by little and little, till it is dissolved.

This emulsion is used for attenuating tough viscid phlegm, and promoting expectoration. In obstinate coughs, two ounces of the syrup of

poppies may be added to it. The dose is two table-spoonsful three or four times a day.

Oily Emulsion.—Take of salt water, six ounces; volatile aromatic spirit, two drachms; Florence oil, an ounce; shake them well together, and add of simple syrup, half an ounce.

In recent colds and coughs this emulsion is generally of service; but, if the cough proves obstinate, it will succeed better when made with the paregoric elixir of the Edinburgh dispensatory, instead of the volatile aromatic spirit. A table-spoonful of it may be taken every two or three hours.

EXTRACTS.

Extracts are prepared by boiling the subject in water, and evaporating the strained decoction to a due consistence. By this process, some of the more active parts of plants are freed from the useless indissoluble earthy matter, which makes the larger share of their bulk. Water, however, is not the only menstruum used in the preparation of extracts: sometimes rectified spirits alone is employed for that purpose.

Extracts are prepared from a variety of different drugs, as the bark, gentian, jalap, &c.; but, as they require a troublesome and tedious operation, it will be more convenient for a private practitioner to purchase what he needs of them from a professed druggist, than to prepare them himself.

FOMENTATIONS.

Fomentations are generally intended either to ease pain, by taking off tension and spasm, or to brace and restore the tone and vigour of those parts to which they are applied. The first of these intentions may generally be answered by warm water, and the second by cold. Certain substances, however, are usually added to the water, with a view to heighten its effect, as anodynes, aromatics, astringents, &c. We shall, therefore, subjoin a few of the most useful fomentations, that people may have it in their power to make use of them if they choose.

Anodyne Fomentation.—Take of white poppy-heads two ounces; elder flowers, half an ounce; water, three pints. Boil till one pint is evaporated, and strain out the liquor. This fomentation, as its title expresses, is used for relieving acute pain.

Aromatic Fomentation.—Take of Jamaica pepper, half an ounce; red wine, a pint. Boil them a little, and then strain the liquor. This is intended not only as a topical application for external complaints, but also for relieving internal parts. Pains of the bowels which accompany dysenteries, and diorhoeas, flatulent cholics, uneasiness of the stomach, and reaching to vomit, are frequently abated by fomenting the abdomen and region of the stomach with a warm liquor.

Decoction for Fomentation.—Take tops of worm-wood and camomile flowers dried, of each two ounces: water, two quarts. After a slight boiling, pour off the liquor.—Brandy, or spirits of wine, may be added to this fomentation, in such quantity as the particular circumstances of the case shall require, but these are not always necessary.

Emollient Fomentation.—This is the same as the common decoction.

Strengthening Fomentation.—Take of oak bark, one ounce : granate peel, half an ounce : alum, two drachms : smiths' forge water, three pints. Boil the water with the bark and peel to the consumption of one-third, then strain the remaining decoction, and dissolve in it the alum. This astringent liquor is employed as an external fomentation to weak parts : it may also be used internally.

GARGLES.

However trifling this class of medicines may appear, they are by no means without their use. They seldom, indeed, cure diseases, but they often alleviate very disagreeable symptoms ; as parchedness of the mouth, foulness of the tongue and fauces, &c. They are peculiarly useful in fevers and sore throats. In the latter, a gargle will sometimes remove the disorder : and, in the former, few things are more refreshing or agreeable to the patient than to have his mouth frequently washed with some soft detergent gargle. One advantage of this medicine is, that they are easily prepared. A little barley water and honey may be had anywhere ; if to these be added as much vinegar as will give them an agreeable sharpness, they will make a very useful gargle for softening and cleansing the mouth. Gargles have the best effect when injected with a syringe.

Attenuating Gargle.—Take of water, six ounces ; honey, one ounce ; nitre, a drachm and a half. Mix them. This cooling gargle may be used either in the inflammatory quinsy, or in fevers, for cleansing the tongue and fauces.

Common Gargle.—Take of rose water, six ounces; syrup of cloves and July flower, half an ounce; spirits of vitriol, a sufficient quantity to give an agreeable sharpness. Mix them. This gargle, besides cleaning the tongue and fauces, acts as a gentle repellant, and will sometimes remove a slight quinzy.

Detergent Gargle.—Take of the emollient gargle, a pint; tincture of myrrh, an ounce; honey, two ounces. Mix them. When exulcerations require to be cleansed, or the excretion of tough viscid saliva promoted, this gargle will be of service.

Emollient Gargle.—Take an ounce of marsh-mallow roots, and two or three figs; boil them in a quart of water till near one half of it be consumed, then strain off the liquor. If an ounce of honey, and half an ounce of water of ammonia, be added to the above, it will then be an exceedingly good attenuating gargle. This gargle is beneficial in fevers, where the tongue and fauces are rough and parched, to soften these parts and promote the discharge of saliva. The learned and accurate Sir John Pringle observes, that in the inflammatory quinzy, or strangulation of the fauces, little benefit arises from the common gargles; that such as are of an acid nature do more harm than good, by contracting the emunctories of the saliva and mucus, and thickening those humours; that a decoction of figs in milk and water has a contrary effect, especially if some sal ammoniac be added, by which the saliva is made thinner, and the glands brought to secrete more freely; a circumstance always conducive to the cure.

INFUSIONS.

Vegetables yield nearly the same properties to water by infusion as by decoction, and, though they may require a longer time to give out their virtues in this way, yet it has several advantages over the other, since boiling is said to dissipate the finer parts of many bitter and aromatic substances, without more fully extracting their medicinal principles.

The author of the new Dispensatory observes, that even from those vegetables which are weak in virtue, rich infusions may be obtained by returning the liquor upon fresh quantities of the subject, the water loading itself more and more with the active parts ; and that these loaded infusions are applicable to valuable purposes in medicine, as they contain, in a small compass, the finer, more subtle and active principles of vegetables, in a form already miscible with the fluids of the human body.

Bitter Infusion.—Take tops of the lesser centaury and camomile flowers, of each half an ounce : yellow rind of lemon and orange-peel, carefully freed from the inner white part, of each two drachms. Cut them in small pieces and infuse in a quart of boiling water.

For indigestion, weakness of the stomach, or want of appetite, a tea-spoonful of this infusion may be taken twice or thrice a day.

Infusion of the Bark.—To an ounce of the bark, in powder, add four or five table spoonful of brandy, and a pint of boiling water. Let them infuse for two or three days.

This is one of the best preparations of bark for weak stomachs. In disorders where the corroborating virtues of that medicine are required, a tea-cupful of it may be taken two or three times a day.

Infusion of Carduus.—Infuse an ounce of the dried leaves of carduus benedictus, or blessed thistle, in a pint of common water, for six hours without heat : filter the liquor through paper.

This light infusion may be given with great benefit in weakness of the stomach, where the common bitters do not agree. It may be flavoured at pleasure with cinnamon, or other aromatic materials.

Infusion of Linseed.—Take of linseed, two spoonsful : liquorice-root sliced, half an ounce : boiling water, three pints. Let them stand to infuse by the fire for some hours, and then strain off the liquor.

If an ounce of the leaves of coltsfoot be added to the ingredients, it will then be the Pectoral Infusion. Both of these are emollient mucilaginous liquors, and may be taken with advantage as ordinary drink, in difficulty of making water, and in coughs and other complaints of the breast.

Infusion of Roses.—Take of red roses dried, half an ounce : boiling water, a quart : vitriolic acid, commonly called oil of vitriol, half a drachm : loaf sugar, an ounce.

Infuse the roses in the water for four hours, in an unglazed earthen vessel ; afterwards pour in the acid, and, having strained the liquor, add to it the sugar.

In an excessive flow of the menses, vomiting of blood, and other hæmorrhages, a tea-cupful of this gently astringent infusion may be taken every three or four hours. It likewise makes an exceedingly good gargle.

As the quantity of roses used here can have little or no effect, an equally valuable medicine may be prepared by mixing the acid and water without infusion.

Infusion of Tamarinds and Senna—Take of

tamarinds, one ounce : senna and crystals of tartar, each two drachms. Let these ingredients be infused four or five hours in a pint of boiling water, afterwards strain the liquor, and add an ounce or two of the aromatic tincture. Persons who are easily purged, may leave out either the tamarinds or the crystals of tartar. This is an agreeable cooling purge. A tea-cupful may be given every half hour till it operates.

This supplies the place of the Decoction of Tamarinds and Senna.

Spanish Infusion.—Take of Spanish juice, cut into small pieces, an ounce : salt of tartar, three drachms. Infuse in a quart of boiling water for a night. To the strained liquor add an ounce and a half of the syrup of poppies.

In recent colds, coughs, and obstructions of the breast, a tea-cupful of this infusion may be taken with advantage three or four times a day.

Infusion for the Palsy.—Take of horse-radish root, shaved, and mustard-seed, bruised, each four ounces : outer rind of orange peel, one ounce.—Infuse them in two quarts of boiling water, in a close vessel, for twenty-four hours.

In paralytic complaints, a tea-cupful of this warm stimulating medicine may be taken three or four times a day. It excites the action of the solids, proves diuretic, and, if the patient be kept warm, promotes perspiration.

If two or three ounces of the dried leaves of marsh-trefoil be used instead of the mustard, it will make the Antiscorbutic Infusion.

JULEPS.

The basis of juleps is generally common water, or some simple distilled water, with one third or

one-fourth its quantity of distilled, spirituous water, and as much sugar or syrup as is sufficient to render the mixture agreeable. This is sharpened with vegetable or mineral acids, or impregnated with other medicines.

Camphorated Julep.—Take of camphor, one drachm; gum arabic, half an ounce; double-refined sugar, an ounce; vinegar a pint. Grind the camphor with a few drops of rectified spirits of wine, till it grows soft; then add the gum, previously reduced to a mucilage, with equal its quantity of water, and rub them till they are perfectly united. To this mixture add, by little and little, the vinegar with the sugar dissolved in it, still continuing the trituration.

In hysterical and other complaints, where camphor is proper, this julep may be taken in the dose of a spoonful or two, as often as the stomach will bear it.

Cordial Julep.—Take of simple cinnamon-water, four ounces: Jamaica pepper-water, two ounces: volatile aromatic spirit, and compound spirit of lavender, of each two drachms: syrup of orange-peel, an ounce. Mix them.

This is given in the dose of two spoonsful three or four times a day, in disorders accompanied with great weakness and depression of spirits.

Expectorating Julep.—Take of the emulsion of gum ammoniac six ounces: syrup of squills, two ounces. Mix them.

In coughs, asthmas, and obstructions of the breast, two table-spoonsful of this julep may be taken every three or four hours.

Musk Julep.—Rub half a drachm of musk well together with half an ounce of sugar, and add to it, gradually, of simple cinnamon and pepper-

mint water, each two ounces; of the volatile aromatic spirit, two drachms.

In the low state of nervous fevers, hiccups, convulsions, and other spasmodic affections, two table-spoonsful of this julep may be taken every two or three hours.

Saline Julep.—Dissolve two drachms of salt of tartar in three ounces of fresh lemon-juice strained: when the effervescence is over, add of mint-water and common water, each two ounces; of simple syrup, one ounce.

This removes sickness at the stomach, relieves vomiting, promotes perspiration, and may be of some service in fevers especially of the inflammatory kind.

Vomiting Julep.—Dissolve four grains of emetic tartar in eight ounces of water, and add to it half an ounce of the syrup of clove July-flowers.

In the beginning of fevers, where there is no topical inflammation, this julep may be given in the dose of one table spoonful every quarter of an hour till it operates. Antimonial vomits serve not only to evacuate the contents of the stomach, but likewise to promote the different excretions. Hence they are found in fevers to have nearly the same effect as Dr. James's Powders.

WATERS.

A great number of distilled waters were formerly kept in the shops, and are still retained in some Dispensatories. But we consider them chiefly in the light of grateful dilutents, suitable vehicles for medicines of greater efficacy, or for rendering disgusting one more agreeable to the palate and stomach. We shall, therefore, insert only a few of those which are best adapted to these intentions.

The management of a still being now generally understood, it is needless to spend time in giving directions for that purpose.

Cinnamon Water.—Steep one pound of cinnamon bark, bruised, in a gallon and a half of water, and one pint of brandy, for two days, and then distil off one gallon.

This is an agreeable aromatic water, possessing in a high degree the fragrance and cordial virtue of the spice.

Pennyroyal Water.—Take of pennyroyal leaves dried, a pound and a half: water, from a gallon and a half to two gallons. Draw off, by distillation, one gallon.

This water possesses, in a considerable degree, the smell, taste, and virtues of the plant. It is given in mixtures and juleps to hysteric patients. An infusion of the herb in boiling water answers nearly the same purpose.

Peppermint Water.—This is made in the same manner as the preceding.

Spearmint Water.—This may also be prepared in the same way as the pennyroyal water.

Both these are useful stomachic waters, and will sometimes relieve vomiting, especially when it proceeds from indigestion or cold viscid phlegm. They are likewise useful in some colicky complaints, the gout in the stomach, &c. particularly the peppermint water.

An infusion of the fresh plant has frequently the same effect as the distilled water.

VARIOUS RECEIPTS.

To clean Calico Furniture when taken down for the summer.—Shake off the loose dust, then lightly brush with a small long-haired furniture brush; after which wipe it closely with clean flannels, and rub it with dry bread.

If properly done, the curtains will look nearly as well as at first, and, if the colour be not light, they will not require washing for years. Fold in large parcels, and put carefully by.

While the furniture remains up, it should be preserved from the sun and air as much as possible, which injure delicate colours; and the dust may be blown off with bellows.

By the above mode curtains may be kept clean, even to use with the linings newly dipped.

To make Flannels keep their colour and not shrink.—Put them into a pail, and pour boiling water on, letting them lie till cold, the first time of washing.

To preserve Gilding and clean it.—It is not possible to prevent flies from staining the gilding without covering it; before which blow off the light dust, and pass a feather or clean brush over it; then with stripes of paper cover the frames of your glasses, and do not remove it till the flies are gone. Linen takes off the gilding, and deadens its brightness; it should, therefore, never be used for wiping it.

Some means should be used to destroy the flies, as they injure furniture of every kind, and the paper likewise. Bottles hung about with sugar and vinegar, or beer, will attract them; or fly-water put into little shells placed about the room, but out of the reach of children.

To clean Looking Glasses.—Remove the fly stains, and other soil, by a damp rag, then polish with woollen cloth and powder blue.

To take the black off the bright Bars of polished Stoves in a few minutes.—Rub them well with some of the following mixture on a bit of broad-cloth; when the dirt is removed, wipe them clean, and polish with glass, not sand paper:—

Boil slowly one pound of soft soap in two quarts of water, to one. Of this jelly take three or four spoonful, and mix to a consistence with emery.

To clean Tin Covers and patent Pewter Pots.—Get the finest whiting, which is only sold in large cakes, the small being mixed with sand; mix a little of it powdered with the least drop of sweet oil, and rub well and wipe clean, then dust some dry whiting in a muslin bag over, and rub bright with dry leather. The last is to prevent rust, which you must be careful to guard against by wiping dry, and putting by the fire when they come from the parlour, for if but once hung up without, the steam will rust the inside.


To prevent Green Hay from firing.—Stuff a stack as full of straw or hay as possible; tie the mouth with a cord, and make the rick round the sack, drawing it up as the rick advances in height, and quite out when finished. The funnel thus left in the centre preserves it.

THE END.


CONTENTS.

	Page.
Address	3
Miscellaneous Receipts	5
Art of Cleaning Veils, Silks, &c.	57
Do. Dyeing Wood	62
Japanning	73
To Stain Harps, Violins, &c.	75
Rules for Making Wines	77
General Medicinal Recipes	89
Tinctures	97
Mixtures	102
Ointments, Liniments, and Cerates.	ib.
Pills	106
Plaisters	110
Powders	113
Vinegars	116
Spirituous Distilled Waters	118
Wheys	119
Wines	120
Balsams	121
Decoctions	123
Draughts	126
Electuaries	127
Emulsions	130
Extracts	132
Fomentations	133
Gargles	134
Infusions	136
Juleps	138
Waters	140
Various Receipts	142

J. SMITH, PRINTER, 193, HIGH HOLBORN.



nos/20/BH



A CATALOGUE OF BOOKS PUBLISHED BY
J. SMITH,
 193, HIGH HOLBORN, LONDON.

Considerable Allowance to the Trade.

	<i>s. d.</i>		<i>s. d.</i>
The Art of Money Getting	2 6	Don Juan, by Lord Byron	5 0
How to Live in London,		Clark's Scripture Promises	2 0
18mo - - - - -	2 6	Confectioner's Guide -	2 0
Road to the Stage, 18mo	3 0	The Fortune Teller, 24mo	2 0
Wit and Wisdom, 24mo	4 0	Domestic Cookery, by a	
Italian, a Romance, by		Lady, 24mo - - - -	2 0
Mrs. Radcliffe, 24mo -	5 0	Religious Courtship, 24mo	2 0
Blair's Sermons, 1 vol 8vo	13 0	Culpeper's Midwifery, 18mo	9 0
—— Lectures, 1 vol 8vo	10 6	New Joe Miller's Jest Book	2 0
Johnson's Dictionary -	3 0	New London Jest Book -	2 0
Napoleon's Book of Fate	1 0	Angler's Guide, new edit.	2 0
Gifford's Receipt Book -	2 0	Gallimaufry, 12mo bds -	5 0
Burns's Poems, 2 vols in 1	5 0	Ready Reckoner, 24mo -	2 0
Dryden's Virgil, 24mo -	4 0	Scott's Essays and Force	
Dwight's Theology, 6 vols		of Truth, 24mo - - -	4 6
royal 24mo - - - -	24 0	Matthew Henry on Prayer	2 6
Milton's Poetical Works	4 0	Edwards on Redemption	4 6
Kirke White, 24mo bds -	4 0	Baxter's Saints' Rest, 18mo	4 6
Cowper's Poems, 24mo -	5 0	Buchan's Domestic Medi-	
Young's Night Thoughts	3 0	cine, 18mo copper-plates	6 0
Locke on the Understand-		Paley's Works, 1 vol. 8vo	12 0
ing and Bacon's Essays	3 0	Smith's Works, 1 vol. 8vo	9 0
Rasselas by Dr. Johnson	2 0	Newton's Works, 1 vol. 8vo	21 0
Vicar of Wakefield, 24mo	2 6	Josephus, 1 vol 8vo -	18 0
Beoth's Reign of Grace,		Rc'lin's Ancient History,	
24mo - - - - -	3 6	6 vols 8vo - - - -	63 0
Franklin's Works, 2 vols		Travelling Map of Eng-	
in one, 24mo - - -	3 6	land, bds. coloured -	2 6
Robertson's Works, 2 vols		Doddridge's Hymns, 32mo	2 0
8vo - - - - -	1 17 0	A Compendium of Anato-	
Paul and Virginia, Indian		my, 18mo, 12 plates -	2 6
Cottage, and Elizabeth,		Garry on Perspective, 8vo	
or Exile of Siberia, 3		16 plates - - - -	8 6
in one vol - - - -	3 0	Romaine's Life of Faith-	2 0
General Receipt Book,		Dodd on Death, 24mo -	2 6
24mo - - - - -	2 0	Byrom's Short Hand, 12mo	2 0
Old English Baron, and		Fergusson's Rome, 3 vols	
Castle of Otranto, 24mo	3 0	8vo - - - - -	34 6
Complete Letter Writer	2 0	Erskine's Sermons, 2 vols	
Chesterfield's Advice to		12mo - - - - -	8 0
his Son, 24mo. - - -	2 0	Life of Mrs. Jamieson, 18mo	2 6
Dodd's Beauties of Shak-		Baxter's Call to the Uncon-	
speare, 32mo - - -	4 6	verted - - - - -	2 0
Hooker's Sermons - - -	2 0	The World to Come -	2 0
Dictionary of Love, 24mo	2 0	Song-books, various prices.	

J. S. respectfully requests Country Booksellers and other Gentlemen in their visits to the Metropolis to favour him with a call, as he has constantly a large stock of New and Second-hand Books, which he can offer as cheap as any house in London.

Toy-book Primers and School Books in great Variety.