

**Book of illustrations to S. Maw, Son & Thompson's quarterly price-current : surgeons instruments, etc.**

**Contributors**

S. Maw, Son & Thompson.  
University of Glasgow. Library

**Publication/Creation**

London : S. Maw, Son & Thompson, 1891.

**Persistent URL**

<https://wellcomecollection.org/works/a6xeqdw>

**Provider**

University of Glasgow

**License and attribution**

This material has been provided by This material has been provided by The University of Glasgow Library. The original may be consulted at The University of Glasgow Library. where the originals may be consulted. This work has been identified as being free of known restrictions under copyright law, including all related and neighbouring rights and is being made available under the Creative Commons, Public Domain Mark.

You can copy, modify, distribute and perform the work, even for commercial purposes, without asking permission.



Wellcome Collection  
183 Euston Road  
London NW1 2BE UK  
T +44 (0)20 7611 8722  
E [library@wellcomecollection.org](mailto:library@wellcomecollection.org)  
<https://wellcomecollection.org>



**SURGEONS' INSTRUMENTS.**

---

**S. MAW, SON & THOMPSON,**

**LONDON, 1891.**





Presented

h. 3 - c. 12



30114013301042












PLATE OF ILLUSTRATIONS TO

THE HISTORY OF THE

PLANT KINGDOM







BOOK OF ILLUSTRATIONS

S. MAW, SON & THOMPSON'S

QUARTERLY PRICE-CURRENT.

BOOK OF ILLUSTRATIONS TO

S. MAW, SON & THOMPSON'S

QUARTERLY PRICE-CURRENT.

---

## SPECIAL NOTICE.

---

S. MAW, SON & THOMPSON PARTICULARLY REQUEST that this book be not mutilated. In ordering, it is merely necessary to give the name of the article and the number of the figure.

---



# BOOK OF ILLUSTRATIONS

TO

S. MAW, SON & THOMPSON'S

*QUARTERLY PRICE-CURRENT.*

---

SURGEONS' INSTRUMENTS, ETC.

---



London:

S. MAW, SON & THOMPSON, 7 TO 12, ALDERSGATE STREET, E.C.

—  
1891.

BOOK OF ILLUSTRATIONS

S. MAW, SON & THOMPSON'S

QUARTERLY PAPER

LONDON:

PARDON AND SONS, PRINTERS,

WINE OFFICE COURT, FLEET STREET, E.C.





## P R E F A C E.

---

S. MAW, SON & THOMPSON, in submitting to the attention of the Trade a new and improved Edition of the Book of Illustrations to their Quarterly Price-Current, tender their sincere thanks for the liberal support hitherto received, and earnestly solicit a continuance of same.

Having had so many proofs of the value of Illustrations in former Catalogues, and received such flattering acknowledgments of their utility, S. M., S. & T. have increased their number considerably in the present issue, and spared no expense to render the Work as complete as possible.

LONDON 1891

## PREFACE

On May 20, 1890, in answer to the request of the  
Trust a new and improved edition of the Book of  
Common Prayer was published. It is the hope of the  
Trust that it will be found to be a more  
useful and convenient volume than the former one.

It is not only a new edition of the Book of  
Common Prayer, but also a new edition of the  
Book of Hours, which has been revised and  
reprinted in its entirety. The new edition is  
the result of the labors of the Trust, and is  
the work of many years.

London: 1890.



# CONTENTS.

## PART I.—SURGEONS' INSTRUMENTS, ETC.

	PAGE
<i>SECTION I.</i> — INSTRUMENTS FOR CAPITAL OPERATIONS, AMPUTATIONS, ETC. FIELD AND RAILWAY COMPANIONS, FIELD PANNIERS, AND HAVERSACK ...	I
<i>SECTION II.</i> — INSTRUMENTS AND APPARATUS FOR ANÆSTHESIA AND TRANSFUSION, CUPPING, MINOR OPERATIONS, HERNIA, NECROSIS, RESECTION, TREPHINING, CORNS, AND VACCINATION. STRETCHERS, OPERATION TABLES AND CHAIR ... ..	11
<i>SECTION III.</i> — ASPIRATORS, CARBOLIC AND ETHER SPRAYS, DRESSING INSTRU- MENTS AND ACCESSORIES, HYPODERMIC SYRINGES AND TROCARS ... ..	21
<i>SECTION IV.</i> — INSTRUMENTS, APPLIANCES, ETC., FOR THE EYES ... ..	33
<i>SECTION V.</i> — INSTRUMENTS FOR THE EARS AND NOSE ... ..	43
<i>SECTION VI.</i> — INSTRUMENTS FOR THE MOUTH AND THROAT ... ..	51
<i>SECTION VII.</i> — INSTRUMENTS FOR THE TEETH ... ..	71

	PAGE
<i>SECTION VIII.</i> —INSTRUMENTS FOR LITHOTOMY, LITHOTRITY, BLADDER, AND URETHRA ... ..	81
<i>SECTION IX.</i> —INSTRUMENTS FOR THE RECTUM ... ..	95
<i>SECTION X.</i> —INSTRUMENTS FOR THE UTERUS AND FOR OBSTETRIC OPERATIONS	103
<i>SECTION XI.</i> —APPARATUS FOR DEFORMITIES, DISLOCATIONS, EXCISION, EXTENSION AND SUSPENSION, ARM SLINGS, ARTIFICIAL ARMS, FEET, HANDS, AND LEGS, PEG LEGS, COUCHES, CRUTCHES, AND INSTRUMENTS FOR WRITERS' CRAMP ... ..	127
<i>SECTION XII.</i> —APPARATUS FOR REFRACTORY PATIENTS, BANDAGES, MACHINES FOR ROLLING BANDAGES, BELTS, BED TABLES, CARRYING CHAIR, CORSETS AND EXPANDERS FOR THE CHEST AND SPINE, ELASTIC STOCKINGS, ETC., INDIA-RUBBER CUSHIONS, ICE BAGS, MATTRESSES, PILLOWS, SHEETS, URINALS, SUPPORTS FOR BACK AND LEG, MASSAGE INSTRUMENTS, AND TRUSSES ... ..	155
<i>SECTION XIII.</i> —GALVANIC AND ELECTRO-MAGNETIC APPARATUS, ELECTRODES, PAQUELIN'S THERMO-CAUTERY AND ACCESSORIES ... ..	175
<i>SECTION XIV.</i> —INSTRUMENTS FOR GENERAL DIAGNOSIS AND RESEARCH ...	187
<i>SECTION XV.</i> —INSTRUMENTS FOR ANATOMY, DISSECTION, AND POST-MORTEM OPERATIONS. HUMAN BONES AND SKELETON ... ..	197
<i>SECTION XVI.</i> —MISCELLANEOUS APPARATUS, INSTRUMENTS, ETC. ... ..	203
<i>SECTION XVII.</i> —VETERINARY SURGEONS' INSTRUMENTS, ETC. ... ..	209



PART I.



SURGEONS' INSTRUMENTS, ETC.

PART I

SECTIONS INSTRUCTIONS ETC



I

SECTION I.

---

INSTRUMENTS FOR CAPITAL OPERATIONS,  
AMPUTATIONS, ETC.  
FIELD AND RAILWAY COMPANIONS,  
FIELD PANNIERS, AND HAVERSACK.

B

## CONTENTS OF SECTION I.

	PAGE		PAGE
AMPUTATION CASE ... ..	4	GUNSHOT PROBES ... ..	7
AMPUTATION KNIVES AND SAWS	7	INSTRUMENT CABINET FOR	
ARMY REGULATION CASES ...	5	HOSPITALS, MAW'S ... ..	3
ARTERY FORCEPS ... ..	8	NAVY REGULATION CASES ...	6
BULLET EXTRACTORS, FORCEPS,		OPERATION CASES ... ..	4
AND SCOOP... ..	7	RAILWAY COMPANION ... ..	9
FIELD COMPANION ... ..	9	SURGEON'S HAVERSACK ... ..	9
FIELD PANNIERS ... ..	10	TOURNIQUETS AND LEVER ...	8



# BOOK OF ILLUSTRATIONS

TO

## PART I.,

# S. MAW, SON & THOMPSON'S QUARTERLY PRICE-CURRENT.

## SURGEONS' INSTRUMENTS, ETC.

### SECTION I.

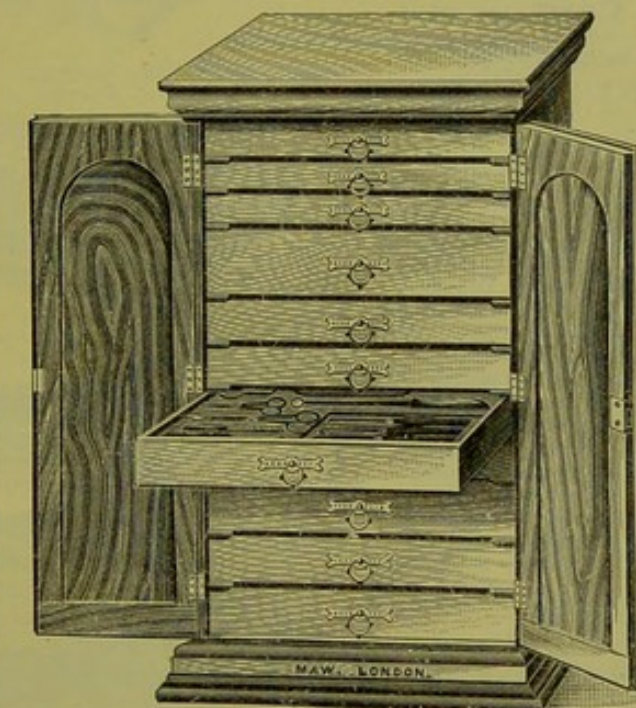
#### INSTRUMENT CABINET FOR HOSPITALS, MAW'S.

CONTAINS:

APPARATUS FOR DILATING THE  
UTERUS, BARNES'S.  
BANDAGE, ESMARCH'S.  
BISTOURIES, CURVED, TWO.  
BISTOURIES, STRAIGHT, TWO.  
BOUGIES À BOULE, TWELVE.  
BOUGIES, CYLINDRICAL, TWELVE.  
BOUGIES, (ESOPHAGUS), THREE.  
BOUGIES, WHALEBONE, SIX.  
CANULAS, TRACHEOTOMY, THREE.  
CATHETER, BLADDER (WITH  
SYRINGE).  
CATHETER, FEMALE.  
CATHETER, FOR APPLYING  
CAUSTIC.  
CATHETER, FOR CLOTS.  
CATHETER, PROSTATE.  
CATHETER, RETENTION.  
CATHETERS, BI-COUDÉE, SIX.  
CATHETERS, BRODIE'S, TWELVE.  
CATHETERS, ELASTIC, TWELVE.  
CATHETERS, INDIA-RUBBER, SIX.  
CATLIN.  
CLAMP AND FORCEPS, OVARIOTOMY.  
CLAMP, RECTUM, CURLING'S.  
CLAMP, RECTUM, SMITH'S.  
CROTCHET AND BLUNT HOOK.  
DEPRESSOR, TONGUE.  
DILATOR, URETHRA.  
DIRECTOR, HERNIA.  
ELEVATOR, NECROSIS.  
ELEVATOR, TOOTH.  
EUSTACHIAN INSUFFLATOR.  
EUSTACHIAN TUBE.  
EXTRACTOR, BULLET.

#### EYE INSTRUMENTS—

CURETTE AND CYSTOTOME.  
DIRECTOR, CANALICULUS.  
FORCEPS, CILIA.  
FORCEPS, ENTROPION.  
FORCEPS, FIXING.  
FORCEPS, IRIS, TWO.  
HOOK, DOUBLE.  
KNIFE, CANALICULUS, WEBER'S.  
KNIFE, CATARACT, WEBER'S.  
KNIFE, SECONDARY.  
KNIFE, STILLING'S.  
KNIVES, CATARACT, FOUR.  
KNIVES, IRIDECTOMY, TWO.  
NEEDLES, BOWMAN'S, TWO.  
NEEDLES, CATARACT, FOUR.  
NEEDLES, HULKE'S, TWO.  
PROBES, BOWMAN'S.  
RETRACTOR, BOWMAN'S.  
RETRACTOR, CRITCHETT'S.  
RETRACTOR, WALTON'S.  
RETRACTORS, DESMARRES'S, TWO.  
SCISSORS, EXCISION.  
SCISSORS, MAUNOIR'S.  
SCISSORS, STRABISMUS.  
SCISSORS, STRAIGHT.  
FORCEPS, ARTERY, CROSS-ACTION.  
FORCEPS, ARTERY, LISTON'S.  
FORCEPS, BONE.



4.

#### INSTRUMENT CABINET FOR HOSPITALS, MAW'S.

FORCEPS, "BULL-DOG," TWO.  
FORCEPS, BULLET.  
FORCEPS, CRANIOTOMY.  
FORCEPS, CUTTING.  
FORCEPS, EAR.  
FORCEPS, GOUGE.  
FORCEPS, HARE-LIP.  
FORCEPS, "LION."  
FORCEPS, LITHOTOMY, FOUR.  
FORCEPS, NECROSIS.  
FORCEPS, OBSTETRIC.  
FORCEPS, SKULL.  
FORCEPS, THROAT.  
FORCEPS, TOOTH, SEVEN PAIRS.  
FORCEPS, TORSION.  
FORCEPS, URETHRA.  
GORGETS, LITHOTOMY, TWO.  
GOUGE, NECROSIS.  
GUILLotine.  
HOOKS, TUMOUR, TWO.  
IRONS, CAUTERY, FOUR.


KNIFE, HERNIA.  
KNIFE, PAGET'S.  
KNIFE, SYME'S.  
KNIVES, AMPUTATION, SIX.  
KNIVES, LITHOTOMY, TWO.  
LANCETS, BLEEDING, SIX.  
LARYNX BRUSHES, SIX.  
LIGATURE CATGUT.  
LIGATURE SILK.  
LIGATURE THREAD.  
LIGATURE WIRE.  
LITHOTRITE.  
METROTOME.  
NEEDLE HOLDER.  
NEEDLE, ANEURISM.  
NEEDLES, NAVUS, TWO.  
NEEDLES, SUTURE, SIX DOZEN.  
NEEDLES, TUBULAR, TWO.  
OTOSCOPE.  
PERCUSSOR.  
PERFORATOR, SIMPSON'S.

PESSARIES, "WATCH-SPRING," SIX.  
PLEXIMETER.

#### POST-MORTEM INSTRUMENTS—

BLOWPIPE.  
CHISEL.  
ELEVATOR.  
FORCEPS.  
HAMMER.  
HOOKS.  
KNIVES, SIX.  
NEEDLES.  
SCALPELS, SIX.  
SCISSORS, BOWEL.  
SCISSORS, DISSECTION.  
TRIPOD.  
PROBANG, BRISTLE.  
PROBANGS, SPONGE, TWO.  
PROBE, GUNSHOT.  
PROBE, NÉLATON'S.  
PROBES, SIX.  
PULLEYS, DISLOCATION.  
SAW, AMPUTATION.  
SAW, DR. BUTCHER'S.  
SAW, SKULL, HEY'S.  
SCALPELS, SIX.  
SCARIFIER, UTERUS.  
SCISSORS, FRÆNUM.  
SCISSORS, GRAFTING.  
SCISSORS, SIMS'S.  
SCISSORS, UTERUS.  
SCOOP, BULLET.  
SCOOP, LITHOTOMY.  
SCOOPS, NECROSIS, TWO.  
SNARE, POLYPUS.  
SOUND, BELLOC'S.  
SOUND, UTERUS, BARNES'S.  
SOUNDS, LITHOTOMY, FOUR.  
SPECULUM, RECTUM.  
SPECULUM, VAGINA.  
SPHYGMOGRAPH.  
SPRAY, ETHER.  
STAFF, LITHOTOMY, BUCHANAN'S.  
STAFF, FOR PERINEAL SECTION,  
SYME'S.  
STAFFS, LITHOTOMY, FOUR.  
STEMS, UTERUS, SIX.  
STOMACH PUMP, FLUTE KEY,  
MAW'S.  
SYRINGE, EAR, BRASS, 2 OZ.  
TENACULUM.  
TENT INTRODUCER.  
TENTS, SPONGE, TWELVE.  
THERMOMETER, CLINICAL, MAGNIFYING LENS.  
THIMBLE, FOR PERCUSSION.  
TOURNIQUET.  
TOURNIQUETS, FIELD, TWO.  
TREPHINES, THREE.  
TROCER, BLADDER, COCK'S.  
TROCER, HYDROCELE.  
TROCER, OVARIOTOMY, WELLS'S.  
TROCERS, ASCITES, TWO.  
TUBE FOR OINTMENT, BARNES'S.  
TUBE, LITHOTOMY.  
URINOMETER AND GLASS.  
VULSELLUM.



SECTION I. *continued*—For CONTENTS, see page 2.

9.

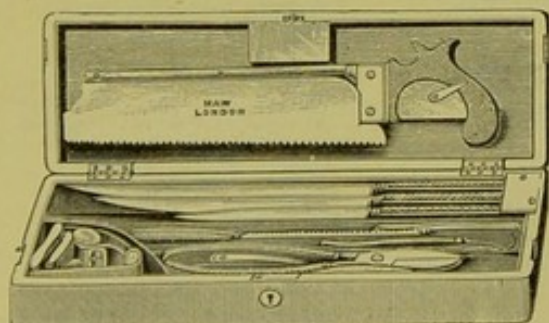
## OPERATION CASE,

FOR SURGEONS IN THE PENINSULAR AND  
ORIENTAL COMPANY'S SERVICE.

## CONTAINS:

BISTOURIES, CURVED, TWO.  
BISTOURY, STRAIGHT.  
BOUGIES, METAL, SIX.  
CATHETER, SILVER, No. 8.  
CATHETERS, ELASTIC-GUM, No.  
1 TO 12.  
CATLIN.  
DIRECTOR, HERNIA.  
ELEVATOR, SKULL.  
FORCEPS, ARTERY, LISTON'S.  
FORCEPS, BONE.  
FORCEPS, BULLET.  
FORCEPS, DRESSING.  
KNIFE, I. HERNIA.  
KNIVES, AMPUTATION, THREE.  
LANCETS, BLEEDING, SIX.  
NEEDLE, ANEURISM.  
NEEDLES, SUTURE.

PROBE, GUNSHOT.  
SAW.  
SAW, FINGER.  
SAW, SKULL, HEY'S.  
SCALPEL, TANG.  
SCALPELS, THREE.  
TENACULUM.  
THERMOMETER.  
TOURNIQUET.  
TRACHEOTOMY TUBE.  
TREPHINES, TWO.  
TREPHINE BRUSH.  
TROCER, ABDOMEN.  
TROCER, BLADDER,  
COCK'S.  
TROCER, HYDROCELE, AND  
SYRINGE.  
WIRE AND SILK.



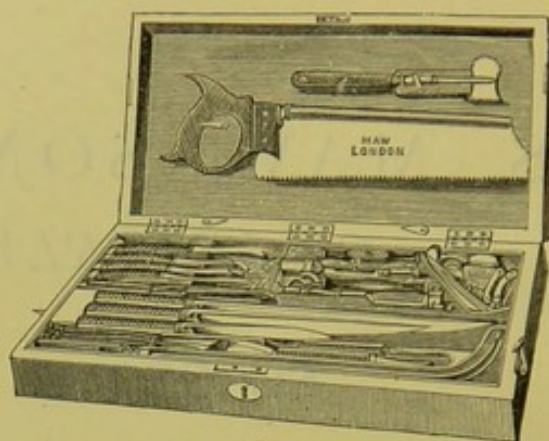
1.

## AMPUTATION CASE.

## CONTAINS:

CATLIN.  
FORCEPS, ARTERY.  
FORCEPS, BONE.  
KNIVES, TWO.  
NEEDLES.

SAW.  
SAW, FINGER.  
SILK.  
TENACULUM.  
TOURNIQUET.



8.


## OPERATION CASE,

IN ACCORDANCE WITH THE REGULATIONS  
OF THE EMIGRATION COMMISSIONERS,

## CONTAINS:

CATHETER, ELASTIC.  
CATHETER, PLATED.  
CATLIN.  
ELEVATOR, SKULL.  
FORCEPS, ARTERY.  
FORCEPS, BONE.  
FORCEPS, BULLET.  
FORCEPS, TOOTH, THREE  
PAIRS.  
KNIVES, TWO.

NEEDLES AND SILK.  
SAW.  
SAW, FINGER.  
SAW, SKULL, HEY'S.  
SCALPELS, THREE.  
TENACULUM.  
TOOTH KEY.  
TOURNIQUET.  
TREPHINE.  
TREPHINE BRUSH.



7.

## OPERATION CASE.

## CONTAINS:

BISTOURIES, CURVED, TWO.  
BISTOURIES, STRAIGHT, TWO.  
CATLIN.  
DIRECTOR, HERNIA.  
ELEVATOR, SKULL.  
FORCEPS, ARTERY, TWO.  
FORCEPS, BONE.  
FORCEPS, BULLET.  
FORCEPS, DRESSING.  
KNIVES, AMPUTATION, TWO.  
NEEDLE, ANEURISM.

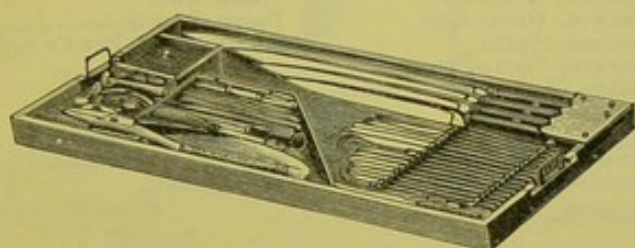

NEEDLES AND SILK.  
PROBE, GUNSHOT.  
RASPATORY.  
SAW.  
SAW, FINGER.  
SAWS, SKULL, TWO.  
SCALPELS, THREE.  
TREPHINE.  
TREPHINE BRUSH.  
TROCER, ABDOMEN.  
TROCER, HYDROCELE.



SECTION I. *continued*—For CONTENTS, see page 2.

## ARMY REGULATION CAPITAL CASE.

## CONTAINS:





3.

## ARMY REGULATION CAPITAL CASE.

BISTOURIES, CURVED, TWO.  
 BISTOURIES, STRAIGHT SHARP, TWO.  
 BISTOURY, STRAIGHT PROBE.  
 CANULAS, TRACHEOTOMY, TWO.  
 CATHETER, FEMALE, SILVER.  
 CATHETER, NICKEL-PLATED, No. 8.  
 CATHETERS, ELASTIC, No. 1, 3, 5, AND 7.  
 CATHETERS, SILVER, No. 4 AND 6.  
 DIRECTOR.  
 DIRECTOR, CANALICULUS.  
 DIRECTOR, HERNIA.  
 ELEVATOR, SKULL.  
 EXTRACTOR, BULLET.  
 FORCEPS, ARTERY, "BULL-DOG," FOUR.  
 FORCEPS, ARTERY, FENESTRATED.  
 FORCEPS, ARTERY, LISTON'S.  
 FORCEPS, ARTERY, SYME'S.  
 FORCEPS, BONE.  
 FORCEPS, BULLET.  
 FORCEPS, DISSECTION.  
 FORCEPS, GOUGE.  
 FORCEPS, "LION."  
 FORCEPS, NECROSIS.  
 FORCEPS, TORSION.  
 FORCEPS, WELLS'S, TWELVE.  
 GLASS BOTTLE FOR OIL.  
 GOUGE.  
 KNIFE, HERNIA.  
 KNIFE, TENOTOMY.  
 KNIVES, AMPUTATION, FOUR.  
 NEEDLE, ANEURISM.  
 NEEDLE, CATARACT, AND GOUGE.  
 NEEDLE, LISTON'S.  
 NEEDLE, SIMPSON'S.  
 NEEDLES, SUTURE, TWELVE.  
 NEEDLES, SUTURE, TWO, IN HANDLES.  
 PINS, HARE-LIP, TWELVE.  
 PLASTER.  
 PLIERS, FOR WIRE.  
 PROBANG.  
 PROBE, GUNSHOT.  
 PROBES, BOWMAN'S.  
 RASPATORY.  
 SAW.  
 SAW, DR. BUTCHER'S.  
 SAW, SKULL, HEY'S.  
 SCALPEL, TANG.  
 SCALPELS, SIX.  
 SCISSORS, STRAIGHT.  
 SILK AND WIRE.  
 STYLES, FOR THE LACHRYMAL DUCT, TWO.  
 SYRINGE, HYDROCELE.  
 TENACULUM.  
 THREAD AND WAX.  
 TOURNIQUET, FIELD.  
 TOURNIQUET, PETIT'S SCREW.  
 TREPHINES, TWO.  
 TROCER, ABDOMEN.  
 TROCER, EXPLORING.  
 TROCER, HYDROCELE.

## ARMY REGULATION CASE.

## CONTAINS:




2.

## ARMY REGULATION CASE.

BISTOURIES, CURVED; SHARP AND PROBE.  
 BISTOURY, HERNIA.  
 BISTOURY, STRAIGHT.  
 CANULA, TRACHEOTOMY, DOUBLE, SILVER.  
 CATGUT LIGATURES, THREE HANKS.  
 CATHETERS, OLIVARY, SIX.  
 CATHETERS, SILVER, No. 3, 5 AND 8.  
 DIRECTOR, HERNIA.  
 ELEVATOR, SKULL, DOUBLE.  
 FORCEPS, ARTERY, FENESTRATED.  
 FORCEPS, BONE, FERGUSON'S.  
 FORCEPS, BULLET.  
 FORCEPS, DIEFFENBACH'S, TWO.  
 FORCEPS, DISSECTION.  
 FORCEPS, WELLS'S, SIX.  
 KNIVES, AMPUTATION, ONE EACH 6, 9 AND 11 INCHES.  
 NEEDLE, ANEURISM.  
 NEEDLE, LISTON'S.  
 NEEDLES, COUSINS'S, TWELVE.  
 NEEDLES FOR WIRE, TWELVE.  
 NEEDLES, HALF CURVED, SIX.  
 NIPPERS FOR WIRE.  
 PROBANG, DOUBLE, FOR EXTRACTING.  
 PROBE, GUNSHOT, NELATON'S.  
 PROBE, GUNSHOT, SILVER.  
 SAW.  
 SAW WITH MOVABLE BACK.  
 SCALPEL, TANG.  
 SCALPELS, THREE.  
 SILK, ONE REEL.  
 TENACULUM.  
 THREAD, FERGUSON'S, 1/2 OZ.  
 TOURNIQUET, PETIT'S SCREW.  
 TOURNIQUET, WITH HOOKS, CHAIN, ESMARCH'S, AND FOULIS'S SOLID CORD.  
 TREPHINE.  
 TROCER, BLADDER.  
 TROCER, HYDROCELE.  
 WIRE, PLATED, ONE REEL.




SECTION I. *continued*—For CONTENTS, see page 2.

5.

NAVY REGULATION CASE,  
FOR FLEET AND STAFF SURGEONS.NAVY REGULATION CASE,  
FOR FLEET AND STAFF SURGEONS.

## CONTAINS:

BISTOURY, CURVED.	PROBE, GUNSHOT.
CANULAS, TRACHEOTOMY, TWO.	SAW, METACARPUS.
CATHETERS, ELASTIC-GUM, TWELVE.	SAW, SKULL, HEY'S.
CATHETERS, SILVER, ONE EACH NO. 2 AND 5.	SAWS, AMPUTATION, TWO.
CATLINS, TWO.	SCALPELS, SIX.
ELEVATOR.	SCISSORS, PROBE-POINTED.
FORCEPS, ARTERY, LISTON'S.	SCOOP FOR EXTRACTING BULLETS.
FORCEPS, BONE.	SILK.
FORCEPS, BULLET.	TENACULUM.
FORCEPS, DISSECTION.	TOOTH KEY.
FORCEPS, SKULL.	TOOTH PUNCH.
FORCEPS, TOOTH, TWO.	TOURNIQUETS, PETIT'S SCREW, SIX.
KNIVES, AMPUTATION, THREE.	TREPHINE.
LANCET, GUM.	TREPHINE BRUSH.
LENTICULARS, TWO.	TROCAR, BLADDER.
NEEDLE, ANEURISM.	TROCAR, HYDROCELE.
NEEDLES, CURVED, SIX.	WIRE.
PROBANG, DOUBLE.	



6.

NAVY REGULATION CASE,  
FOR ASSISTANT SURGEONS.NAVY REGULATION CASE,  
FOR ASSISTANT SURGEONS.


## CONTAINS:

CATHETERS, ELASTIC-GUM, TWO.	PROBANG.
CATHETERS, SILVER, ONE EACH NO. 3 AND 8.	PROBE, GUNSHOT.
CATLIN.	SAW, AMPUTATION.
ELEVATOR.	SAW, METACARPUS.
FORCEPS, ARTERY, LISTON'S.	SAW, SKULL, HEY'S.
FORCEPS, BONE.	SCALPELS, SIX.
FORCEPS, BULLET.	SCISSORS, PROBE-POINTED.
FORCEPS, DISSECTION.	SILK.
FORCEPS, SPRING.	TENACULUM.
FORCEPS, TOOTH, FOUR.	TOOTH PUNCH.
KNIVES, AMPUTATION, TWO.	TOURNIQUETS, TWO.
LANCET, GUM.	TREPHINE.
NEEDLE, ANEURISM.	TREPHINE BRUSH.
NEEDLES, SIX.	TROCAR, BLADDER.
	TROCAR, HYDROCELE.




SECTION I. *continued*—For CONTENTS, see page 2.


AMPUTATION KNIVES.




13.  
LISTON'S.




10.  
CATLIN.



11.  
CIRCULAR.

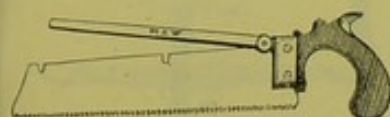


14.  
DOUBLE EDGE, FOR FLAP OPERATION, LISTON'S.

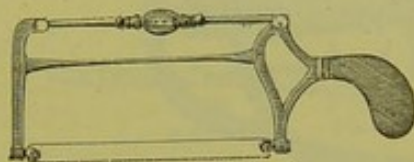


12.  
DOUBLE EDGE, FOR FLAP OPERATION, LISFRANC'S.

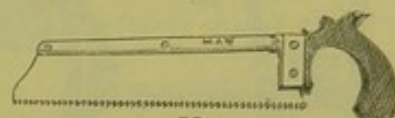
SAWS.



51.  
SHIFTING BACK.




45.  
DR. BUTCHER'S.



50.  
PLAIN.



49.  
METACARPUS.




52.  
SHIFTING BACK, FERGUSSON'S.




46.  
CHAIN.



53.  
SHIFTING BACK, WOOD'S.




48.  
FINGER.



47.  
COLLIN'S.


BULLET EXTRACTORS, FORCEPS, SCOOP, AND GUNSHOT PROBES.



42.



37.  
FORCEPS.



44.  
SCOOP.



36.  
EXTRACTOR,  
MAW'S.



39.  
FORCEPS,  
TIEMAN'S.



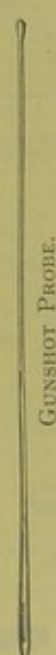
38.  
FORCEPS,  
MOVABLE BLADES.




35.  
EXTRACTOR.



41.  
GUNSHOT PROBE, PORCELAIN HEAD.



40.



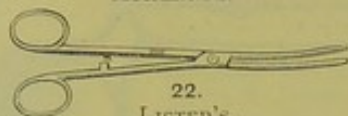





43.

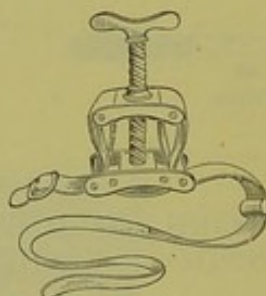
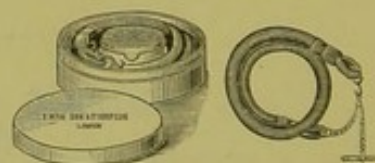
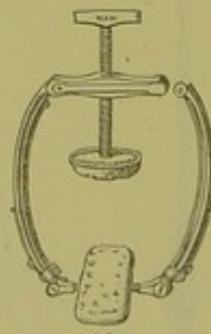



SECTION I. *continued*—For CONTENTS, see page 2.

## ARTERY FORCEPS.

27.  
SLIDING, FENESTRATED.29.  
SYME'S.20.  
IMPROVED, MAW'S.28.  
SPRING CATCH, FENESTRATED.32.  
TORSION, BRYANT'S.24.  
MAW'S.34.  
WILCOX'S.33.  
TORSION, BRYANT'S.23.  
LISTON'S.15.  
ASSALINI'S.22.  
LISTER'S.16.  
COUSINS'S.25.  
SERREFINE.19.  
DIEFFENBACH'S.21.  
IMPROVED SPRING-  
ACTION, MAW'S.18.  
DETACHABLE FOR CLEANING.30.  
TORSION.17.  
CROSS-ACTION.26.  
SLIDING.31.  
TORSION, BRYANT'S.


## TOURNIQUETS AND LEVER.

56.  
FOR THE BLOODLESS OPERATION,  
LANGENBECK'S.60.  
SCREW, PETIT'S.55.  
FOR THE BLOODLESS OPERATION,  
ESMARCH'S.58.  
LISTER'S.54.  
COUSINS'S.56a.  
ESMARCH'S BAND AND  
FOULIS'S CORD.62.  
SKEY'S.59.  
MAW'S "FIELD."61.  
SIGNORONI'S.57.  
LEVER FOR THE COMPRESSION OF THE COMMON ILIAC, DAVY'S.



SECTION I. *continued*—For CONTENTS, see page 2.

## RAILWAY COMPANION—CONTAINS:



66.

RAILWAY COMPANION.

BANDAGES, FOUR.  
BOTTLE OF BRANDY.  
BOTTLE FOR WATER.  
CORKSCREW.  
DRESSING INSTRUMENTS, POCKET CASE.  
MUSTARD LEAVES, IN TIN.  
PACKET OF DRESSINGS.  
PACKET OF PINS.  
PLASTER, ADHESIVE, ONE TIN.  
TOURNIQUET.

## LEATHER CASE CONTAINING:

ACID. GALL.,  $\frac{1}{2}$  OZ. BOTTLE.  
APERIENT PILLS,  $\frac{1}{2}$  OZ. BOTTLE.  
COUGH PILLS,  $\frac{1}{2}$  OZ. BOTTLE.  
GLASS MEASURE.  
LAUDANUM, 1 OZ.  
MINIM MEASURE.  
OPIUM PILLS,  $\frac{1}{2}$  OZ. BOTTLE.  
POWDERED IPECACUANHA,  $\frac{1}{2}$  OZ.  
QUININE PILLS,  $\frac{1}{2}$  OZ. BOTTLE.  
SAL VOLATILE, 2 OZ.



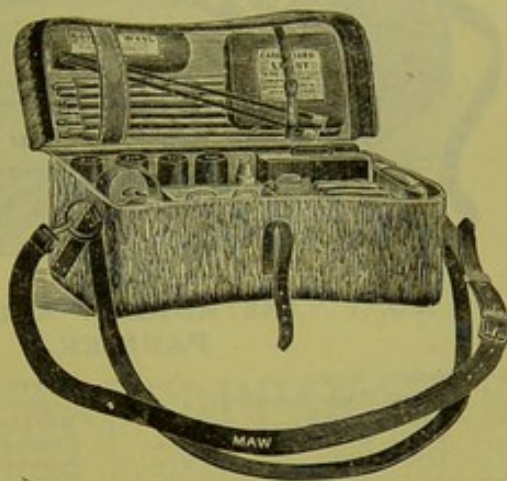
67.

SURGEON'S HAVERSACK.

(WEIGHT 5 LBS.)

## CONTAINS:

BANDAGES, FIRST DRESSING ... 3  
BANDAGES, LOOSE WOVEN, ANTISEPTIC 4  
BORIC WOOL ... 2 OZ.  
HORN CUP, GRADUATED.  
LINT, ANTISEPTIC ... 4 OZ.  
MORPHIA INJECTION, IN STOPPERED BOTTLE AND BOXWOOD CASE ...  $\frac{1}{2}$  OZ.  
PLASTER, ADHESIVE, 12 YARDS, 1-INCH WIDE ... 2 tins  
PLASTER, ISINGLASS, 1-INCH WIDE ... 1 tin  
SAL VOLATILE, IN STOPPERED BOTTLE AND BOXWOOD CASE ... 2 OZ.  
SPECIFICATION TALLIES (ARMY BOOK 166) ... 1  
SPONGES, IN WATERPROOF BAG ... 2  
TOURNIQUET, SCREW, SMALL ... 1  
TOURNIQUETS, FIELD ... 2  
TOURNIQUETS, WEB, ESMARCH'S ... 2  
WAX CANDLE AND MATCHES ... 1 tin box  
WIRE ARM SPLINTS, WITH TAPES AND BUCKLES ... 2 pairs  
ALSO BEARER'S DRESSING CASE, CONTAINING:  
CLASP KNIFE. SCISSORS, STRONG.  
DRESSING FORCEPS. SKEIN OF THREAD.  
HALF CURVED. SKEIN OF WORSTED.  
NEEDLES. SPATULA.  
HARE-LIP PINS. SULPHURO-CHROMIC  
NEEDLES, COMMON, SIX. GUT.  
PINS. WORSTED NEEDLE.  
PROBE AND DIRECTOR.



65.

FIELD COMPANION, WITH WATER BOTTLE, DRINKING CUP, AND STRAP COMPLETE.

(WEIGHT ABOUT 11 LBS.)

## CONTAINS:

## Medicines.

CHLOROFORM ... 2 OZ.  
IODOFORM ... 1 "  
MIXTURE FOR DIARRHOEA ...  $\frac{1}{2}$  "  
SPIRIT. AMMONLE AROMAT. ...  $\frac{1}{2}$  "  
TINCT. OPII ...  $\frac{1}{2}$  "  
VASELINE, ANTISEPTIC ... 1 box.

## Powders.

No. In each Powder. doz.  
1. EMTIC { ANTIM. TART., gr. i. }  $\frac{1}{2}$   
PULV. ACACIÆ, gr. iij.

## In each, Compressed.

2. { HYDRARG. SUBCHLOR., gr. ij. } 2  
PULV. JACOBI, gr. iij.  
PULV. IPECAC. CO., gr. x.  
3. PULV. IPECAC., gr. xx. 1  
4. PULV. CRETÆ AROM. & OPIO, gr. xx. 2  
5. PULV. JALAPÆ COMP., gr. xx. 2

## Pills.

No. In each Pill. doz.  
6. { ACID. GALLIC., gr. iijss. } 4  
MORPH. MUR., gr.  $\frac{1}{2}$ .  
EXT. GENTIAN., gr. i.  
7. { HYDRARG. SUBCHLOR., gr. i. } 5  
PULV. OPII, gr. i.  
8. { PLUMBI ACET., gr. iij. } 4  
PULV. OPII, gr. i.  
PULV. CALUMBÆ, gr. i.  
9. { HYDRARG. SUBCHLOR., gr. ij. } 4  
PIL. RHÆI CO.,  
PIL. COLOC. CO., aa. gr. ij.  
10. QUININE SULPH., gr. ij. 8  
CAMPOR., gr. iij.  
11. { PULV. CAPSICI, gr.  $\frac{1}{2}$  } 3  
PULV. OPII, gr. ij.  
12. PULV. OPII, gr. i. 12  
{ PULV. ALOES BARB., gr. iss. }  
PULV. JALAPÆ, gr. ij.  
PULV. COLOCYNTH., gr. i.  
13. { PULV. CAMBOGLE, gr.  $\frac{1}{2}$  } 4  
SAPO. DUR., gr.  $\frac{1}{2}$ .  
OL. CARUI,  $\frac{1}{2}$ .  
in 2 pills for a dose.

## No.

## Tablets.

14. AROMATIC CONFECTION, 3ss. each ... 16  
15. OPIATE CONFECTION,  $\mathcal{O}$  i. each. 24

Surgical Appliances, etc.  
(Antiseptic.)

BANDAGES, FIRST DRESSING, ESMARCH'S, WITH PINS, ETC. ... 2  
BANDAGES, OPEN WOVEN ... 3  
BANDAGES, SUSPENSORY ... 2  
BORIC WOOL ... 2 OZ.  
CALICO ... 1 yd.  
CANDLE AND WAX MATCHES, IN TIN CASE.  
CATHETERS, ELASTIC-GUM ... 3  
GUTTA-PERCHA TISSUE ...  $\frac{1}{2}$  yd.  
HORN CUP, GRADUATED.  
IMPROVED RATAN CANE SPLINTS, WITH PADS ... 1 pair  
LINT ... 4 OZ.  
MEASURE, MINIM, IN CASE.  
PLASTER, ADHESIVE, 1 INCH ... 12 yds.  
PLASTER, ISINGLASS, 1 INCH ... 12 yds.  
SPONGES, SURGEONS', IN WATER-PROOF BAG ... 3  
TOURNIQUET, FIELD.  
TOURNIQUETS, ESMARCH'S WEB ... 2  
TOURNIQUETS, TAPE ... 6  
ZINC BASIN.  
ALSO LEATHER CASE, CONTAINING:  
HARE-LIP OR ACUPRESSURE PINS.  
LIGATURE SILK.  
LIGATURE THREAD.  
PINS.  
SAFETY PINS.  
SCISSORS.  
SEWING NEEDLES.  
SULPHURO-CHROMIC CATGUT LIGATURES.  
SURGEONS' NEEDLES.  
TAPE.  
WHITE WAX.  
ALSO HYPODERMIC SYRINGE, IN CASE, WITH BOTTLE OF MORPHIA INJECTION, AND TUBE OF MORPHIA DISCS.



No. 1.  
"INSTRUMENT AND  
MEDICINE PANNIER."  
(WEIGHT ABOUT 90 LBS.)

CONTAINS:

## Medicines in Body of Pannier.

ACID. BORIC.	2 oz.
ACID. CARBOL., CRYST.	4 "
ACID. CARBOL., LIQUID.	4 "
ACID. GALLIC.	1 "
ACID. SULPHURIC, DIL.	4 "
AMMON. CARB.	2 "
ANTIM. TARTARATUM	1 "
ARGENT. NIT.	1 "
CHLORAL. HYDRAT.	2 "
CHLORODYNE	2 "
CHLOROFORM, PUR. (IN TWO BOTTLES)	9 "
CUPRI SULPH.	1 "
EXT. OPI. LIQ.	4 "
INJECT. MORPH. CONC.	1 "
IODOFORM	2 1/2 "
IPECAC. PULV.	2 "
JALAPIN	1 "
LIQ. EPISPASTICUS	1 "
LIQ. FERRI PERCHLOR.	6 "
LIQ. PLUMBI SUBACET.	4 "
MIST. PRO DIARRHOEA	4 "
MORPH. ACET.	2 "
OL. MENTHA. PIP.	1 "
OL. OLIVAE	4 "
OL. RICINI	8 "
OL. TERREBINTH.	4 "

## PILLS—

No.	In each Pill.	doz.
7.	HYDRARG. SUBCHLOR. gr. i.	9
8.	PULV. OPII, gr. i.	5
9.	PLUMBI ACET., gr. iij.	5
10.	PULV. OPII, gr. i.	6
11.	PULV. CALUMBE, gr. i.	25
12.	HYDRARG. SUBCHLOR., PIL. RHEI CO., PIL. COLOC. CO., aa. gr. ij.	5
13.	QUININE SULPH., gr. ij.	2
14.	CAMPOR., gr. iij.	2
15.	PULV. OPII, gr. ij.	2
16.	PULV. CAPSICI, gr. 1/2	2
17.	PULV. OPII, gr. i.	25
18.	PULV. ALOES BARB., gr. iss.	5
19.	PULV. JALAPAE, gr. ij.	5
20.	PULV. COLOCYNTH., gr. i.	5
21.	PULV. CAMBOGLA, gr. 1/2	5
22.	SAPO. DUR., gr. 1/2	5
23.	OL. CARUI, 1/4	5
24.	in 2 pills for a dose.	5
25.	QUININE SULPH. (COMPRESSED)	16 oz.

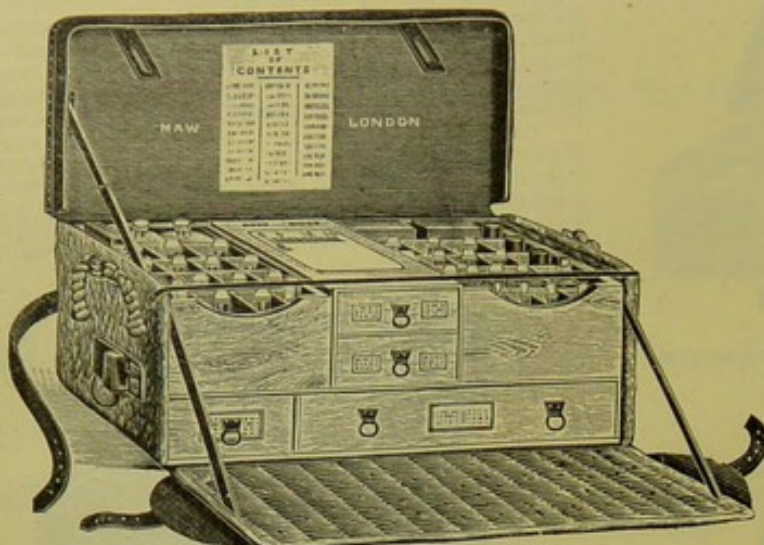
No. 2.  
"MATERIALS OR  
SUNDRIES PANNIER."  
ALL APPLIANCES ANTISEPTIC.  
(WEIGHT ABOUT 80 LBS.)

## Basket A.\* contains:

BANDAGES, CALICO	6
BANDAGES, FAST EDGE	6
LINT, ANTISEPTIC	8 oz.
PLASTER, ADHESIVE, ON LINEN	6 tins
PLASTER, ISINGLASS, IN TWO TINS	4 yds.
PLASTER, ADHESIVE, 1 in.	1 in.
TAPES	6 tins
POCKET DRESSING CASE.	
SPONGES IN TWO WRAPPERS, GERMAN CLOTH, WITH STRAPS	12
TOURNIQUETS—	
ESMARCH'S ELASTIC WEB	6
" TAPE	12
FIELD	4
SCREW	2
TWO LEATHER CASES, EACH CONTAINING—	
NEEDLES, SEWING	6
NEEDLES, SURGEONS	6
PINS	1/2 paper
SCISSORS.	
SILK LIGATURE	1/2 oz.
THREAD	1/2 "
TAPE	1 piece
WAX	1 "

\* The basket A is constructed, and the contents arranged, to form two dressing trays, so that, if required, half the articles above specified will fit into each dressing tray.

SECTION I. continued—For CONTENTS, see page 2.  
FIELD PANNIERS.



63.

No. 1 "INSTRUMENT AND MEDICINE  
PANNIER."

SPIRIT. ÆTHERIS	4 oz.
SPIRIT. AMMON. AROMAT.	4 "
TINCT. ACONITI	1 "
TINCT. IPECAC. ET OPII	2 "
TINCT. OPII	4 "
BRANDY	1/2 pt.
IDENTIFICATION TALLIES	1 book
PARAFFIN MOBILE ANTI-SEPTIC	1 1/2 lb.
PILL TILE, GRADUATED AND DRILLED.	
WATER, DISTILLED	1/2 pt.
ZINCI SULPH.	2 oz.

## No. 1 Drawer contains:

CAMEL HAIR PENCILS	6
CLINICAL THERMOMETER.	
CORKSCREW, COMPOUND.	
ENVELOPES, LINEN LINED	25
HYPODERMIC SYRINGE, WITH BOTTLE OF SOLUTION.	
HYPODERMIC SYRINGE, WITH TWO TUBES OF DISCS.	
INK, SOLIDIFIED	1 pkt.
INKSTAND.	

KNIVES, PILL AND PALETTE	2
LABELS	100
MUSTARD LEAVES	1 tin
NEEDLES, ACUPRESSURE	6
NEEDLES, HARE-LIP	12
NEEDLES, PACKING	2
NOTE BOOK, WITH METALLIC PENCIL.	
PENCILS, INDELIBLE	4
SPARE LEADS	1 box
PENS	1 box
PENHOLDERS	2
SAFETY PINS	1 box
SCALES AND WEIGHTS	1 set
SCISSORS.	
STETHOSCOPE.	
TEA SPOONS	2
WRITING PAPER	1/2 quire

## No. 2 Drawer contains:

GALLIPOTS	3
GLASS MEASURE, CONICAL, 2 oz.	
GLASS MEASURES, MINIM.	3
HORN CUP, GRADUATED.	

IPECAC. COMPRESSED, 20 grs. each	6 doz.
MORTAR AND PESTLE.	
PACK THREAD	1 ball
POTASS. BICARB. COMPRESSED, 10 grs. each	15 doz.
STOPPER LOOSENER.	
TEST PAPER	2 books
TEST TUBES	3

## No. 3 Drawer contains:

DISCS FOR HYPODERMIC SOLUTION, 1 tube each—	
CURARA	
ESERINE	
ERGOTINE	
MORPHIA	
MORPHIA AND ATROPINE	
QUININE	
STRYCHNINE	
DISCS FOR OPHTHALMIC USE—	
ALUM	
ATROPINE	
ATROPINE AND MORPHIA	
CALABAR	
COPPER SULPHATE	
OPIMUM AND ACET. OF LEAD	
LABELS FOR INTERNAL USE, 1 sheet each—	
ANTIM. TART.	
EMETIN.	
IPECAC. EXT.	
IRON AMMON. CIT.	
JAMES'S POWDER	
MERCURY CHLORIDE	
MORPH. MUR.	
NUX VOM. EXT.	
OPIMUM EXT.	
OPIMUM AND IPECAC.	
PODOPHYLLIN	
QUININE	

MEDICATED GELATINE DISCS AND LABELS	1 tin
BRASS SYRINGE, WITH ROSE JET AND WATERPROOF BAG.	
INDIA-RUBBER ENEMA, WITH TUBING, STOPCOCK AND ROSE JET FOR IRRIGATION.	
WAX CANDLES	4
WAX CANDLE AND MATCH BOX, COMPLETE	2
ZINCI CHLOR.	1 oz.


Lower Compartment.	
SPLINTS, DUNCAN'S, IN TIN BOX	1 set
(Longest pair is in No. 2 Pannier.)	
SURGEONS' INSTRUMENTS, IN FLAX COVER	1 case

In Lid of Pannier.	
GIMLET.	
SCREWDRIVER.	

Basket B. contains:	
BANDAGES, TRIANGULAR, ESMARCH'S	12
COTTON WOOL, ANTI-SEPTIC	1 lb.
ETNA, JAPANNED, WITH TWO DRINKING CUPS, AND TIN OF RECTIFIED SPIRIT.	
EXT. MEAT, IN FOUR TINS	2 lbs.
GUTTA-PERCHA URINAL.	
"KIDNEY-SHAPE" BASINS FOR WASHING WOUNDS	4
LANTERN, WITH GLASS AND CANDLE, COMPLETE.	

Tin C. contains:	
AMERICAN INDIA-RUBBER PLASTER	1 tin
CARBOLISED CATGUT	6 hanks
CREOSOTE IN STOPPERED BOTTLE AND BOXWOOD CASE	2 oz.
DRAINAGE TUBE, ASSORTED SIZES	6 yds.
"LION" FORCEPS	1 pair
TENAX	1 lb.

Tin D. contains:	
BANDAGES, CALICO	6
BANDAGES, FAST EDGE	12
BANDAGES, FLANNEL	4
Strapped on the Lid.	
MEMORANDUM BOOK.	
SPLINT, LONG JOINTED, LISTON'S.	
SPLINTS, DUNCAN'S	1 pair
SPLINTS, WIRE, WITH PAD, CASES, STRAPS AND BUCKLES	2 pairs



64.

No. 2 "MATERIALS OR SUNDRIES  
PANNIER."

In pack transport the Field Companion, Fig. 65, page 9, will be strapped on this Pannier to equalise the weight of the side load with No. 1 Instrument and Medicine Pannier, the weight of each side load being then about 90 lbs.



## SECTION II.

---

INSTRUMENTS AND APPARATUS FOR  
ANÆSTHESIA AND TRANSFUSION, CUPPING,  
MINOR OPERATIONS, HERNIA, NECROSIS,  
RESECTION, TREPHINING, CORNS, AND  
VACCINATION.  
STRETCHERS, OPERATION TABLES AND CHAIR.

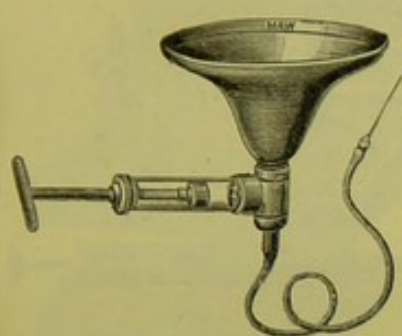
# CONTENTS OF SECTION II.

APPARATUS FOR ANÆSTHESIA ...	PAGE 13
APPARATUS FOR TRANSFUSION ...	13
INSTRUMENTS FOR—	
CORNES ... ..	19
CUPPING ... ..	14
HERNIA ... ..	16
LUXATION... ..	16
MINOR OPERATIONS ... ..	15
NECROSIS ... ..	14, 16, 17, 18

INSTRUMENTS FOR—	PAGE
RESECTION ... ..	14, 17, 18
TREPHINING ... ..	17
VACCINATION ... ..	19
MINOR OPERATION CASES ... ..	15
OPERATION CHAIR... ..	20
OPERATION TABLES ... ..	20
RETRACTORS ... ..	14
STRETCHERS ... ..	20
TENOTOMY KNIVES .. ..	16



# SECTION II. APPARATUS FOR ANÆSTHESIA AND TRANSFUSION.



172.  
TRANSFUSION APPARATUS, COLLIN'S.



3.  
SKINNER'S.



4.  
SYMON'S.



5.  
THOMAS'S.



2.  
MAW'S.

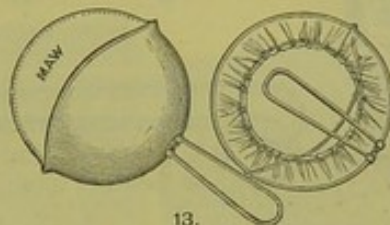


1.  
BLOXHAM'S.

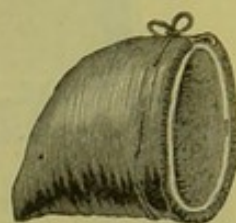
CHLOROFORM BOTTLES.



8.  
CHLOROFORM INHALER,  
USED AT MIDDLESEX  
HOSPITAL, MURRAY'S.



13.  
CHLOROFORM MASK, SKINNER'S.



16.  
ETHER INHALER,  
SKINNER'S.




14.  
CHLOROFORM INHALER,  
SNOW'S.



17.  
NITROUS OXIDE GAS AND ETHER APPARATUS, CLOVER'S.




11.  
CHLOROFORM INHALER,  
PARKER'S.



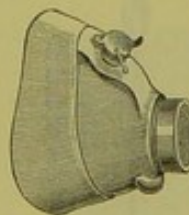
10.  
CHLOROFORM INHALER,  
ORMSBY'S.



7.  
CHLOROFORM INHALER,  
BIRD'S (GOLDING),  
TWO SIZES.



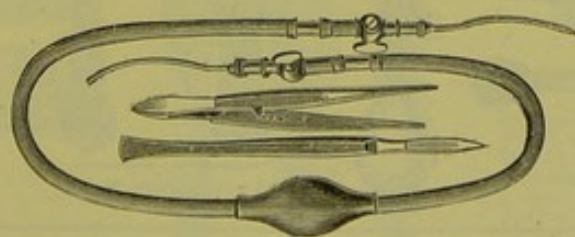
9.  
CHLOROFORM INHALER,  
MURPHY'S.



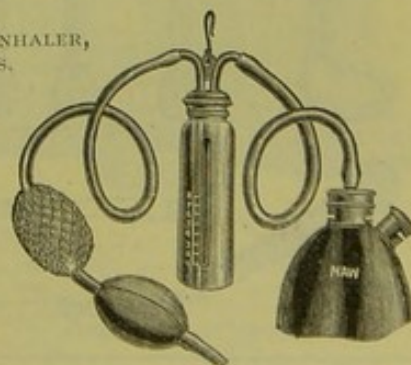
12.  
CHLOROFORM INHALER,  
SIBSON'S.



15.  
ETHER INHALER,  
CLOVER'S.



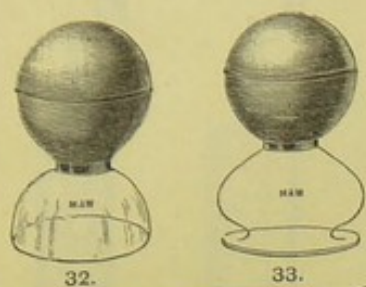
171.  
TRANSFUSION APPARATUS,  
AVELING'S.




6.  
BICHLORIDE OF METHYLENE INHALER,  
JUNKER'S.



SECTION II. *continued*—For CONTENTS, see page 12.  
INSTRUMENTS FOR CUPPING, NECROSIS, AND RESECTION.



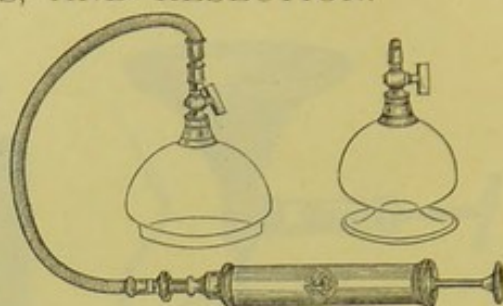
32. 33.  
DRY-CUPPING BOTTLES.



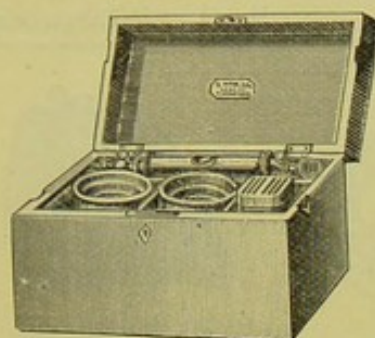
30.  
SCARIFICATOR.



31.  
TEMPLE  
SCARIFICATOR.




34.  
DRY-CUPPING PUMP,  
AND GLASSES.




35.  
SET OF DRY-CUPPING  
INSTRUMENTS.

CONTAINS:


TWO NESTS OF VALVED GLASSES, BRASS  
PUMP, AND SCARIFICATOR.




133.  
WIRE RETRACTOR.



132.  
WIRE RETRACTOR, STERNBERG'S.



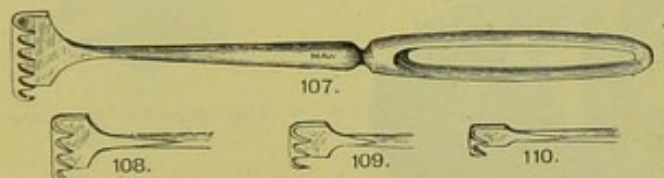
131.  
METAL RETRACTOR.



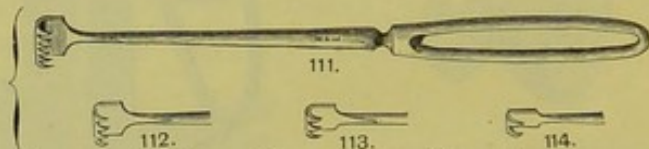
29.  
SET OF CUPPING INSTRUMENTS.

CONTAINS:

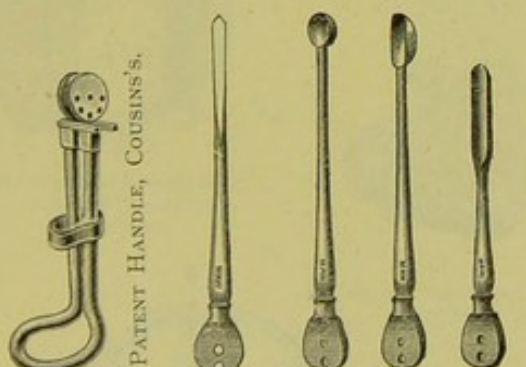
TWO NESTS OF GLASSES, SPIRIT  
LAMP, SPIRIT BOTTLE, AND  
SCARIFICATOR.



107. 108. 109. 110.  
HOOKS, LARGE SERIES, OLLIER'S.



111. 112. 113. 114.  
HOOKS, SMALL SERIES, OLLIER'S.

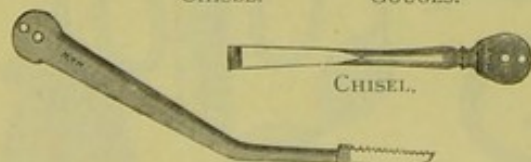


PATENT HANDLE, COUSINS'S.


CHISEL.

GOUGES.

CHISEL.

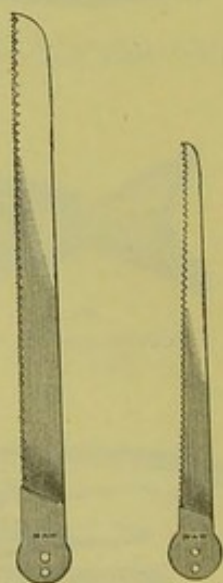


OSTEOTOMY SAW, ADAMS'S.



138a.

PATENT HANDLE, COUSINS'S, WITH PALATE SAW,  
HEATH'S.



AMPUTATION SAWS.



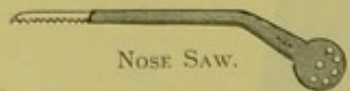
HEAD SAW,  
HEY'S.



MAXILLA SAW.



METACARPUS SAW.



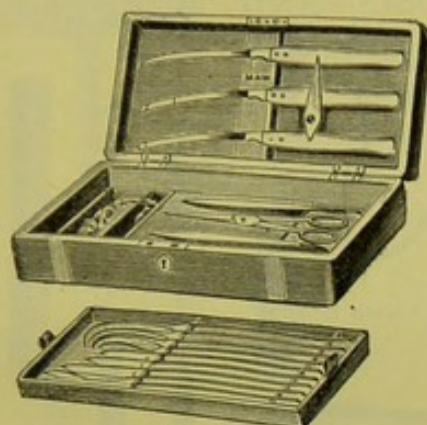
NOSE SAW.

138.—PATENT HANDLE (COUSINS'S),

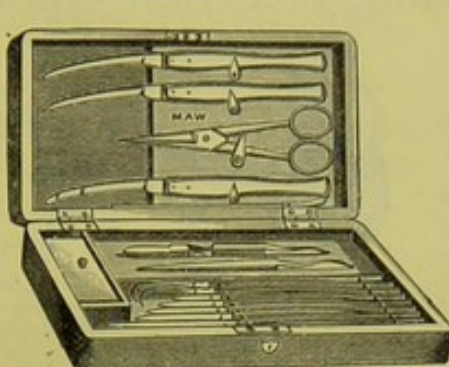
Adapted for Chisels, Gouges, and Saws, as Illustrations. By a simple arrangement the blades may be placed at any angle.



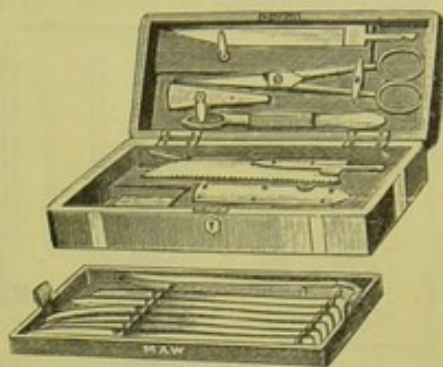
SECTION II. *continued*—For CONTENTS, see page 12.  
MINOR OPERATION CASES AND INSTRUMENTS.



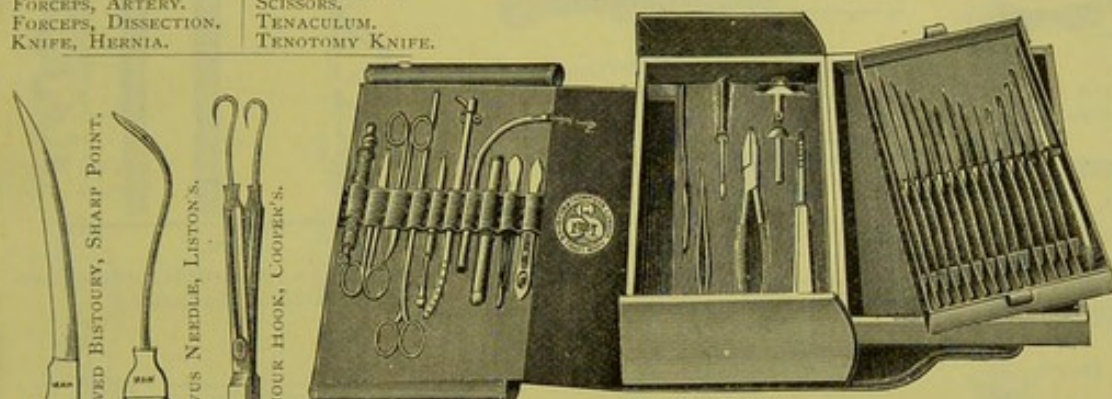
45.—CONTAINS:  
BISTOURIES, CURVED, TWO.  
BISTOURIES, STRAIGHT, TWO.  
DIRECTOR.  
FORCEPS, ARTERY.  
FORCEPS, DISSECTION.  
KNIFE, HERNIA.  
LIGATURE SILK.  
NEEDLE, ANEURISM.  
NEEDLES, NÆVUS, TWO.  
NEEDLES, SUTURE.  
SCALPELS, TWO.  
SCISSORS.  
TENACULUM.  
TENOTOMY KNIFE.



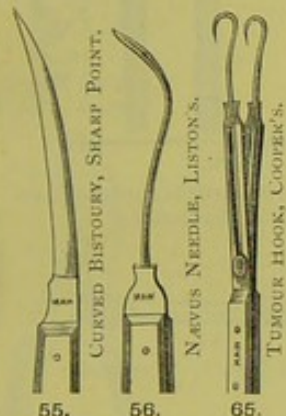
46.—CONTAINS:  
BISTOURIES, CURVED, TWO.  
BISTOURY, STRAIGHT.  
DIRECTOR.  
FORCEPS, ARTERY.  
FORCEPS, DISSECTION.  
KNIFE, HERNIA.  
NEEDLE, ANEURISM.  
NEEDLES AND SILK.  
SCALPELS, FOUR.  
SCISSORS.  
TENACULUM.  
TUMOUR HOOK.



47.—CONTAINS:  
BISTOURIES, CURVED, TWO.  
BISTOURY, STRAIGHT.  
CATLIN.  
DIRECTOR.  
FORCEPS, ARTERY.  
FORCEPS, DISSECTION.  
LIGATURE SILK.  
NEEDLES, SUTURE.  
SAW.  
SCALPELS, TWO.  
SCISSORS.



48.—CONTAINS:  
BISTOURIES, CURVED, TWO.  
BISTOURIES, STRAIGHT, TWO.  
CATHETER, MALE AND FEMALE.  
CAUSTIC CASE AND TROCAR.  
DIRECTOR, HERNIA.  
FORCEPS, ARTERY.  
FORCEPS, BONE.  
FORCEPS, SPRING.  
FORCEPS, TORSION.  
FORCEPS, URETHRA.  
HYPODERMIC SYRINGE.  
NEEDLE, NÆVUS.  
NEEDLES, SILK, AND WIRE.  
PLUG FOR EPISTAXIS.  
SAW.  
SCALPELS, FIVE.  
SCISSORS, TWO.  
TENACULUM.  
TRACHEOTOMY HOOKS, TWO.  
TROCAR, ASCITES.  
TROCAR, TRACHEOTOMY, DURHAM'S.



55. CURVED BISTOURY, SHARP POINT.

56. NÆVUS NEEDLE, LISTON'S.

65. TUMOUR HOOK, COOPER'S.

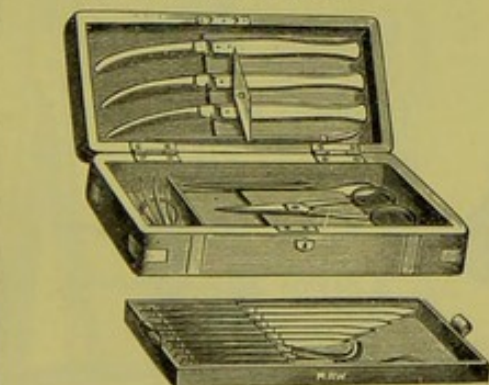


51.—ABSCESS KNIFE, PAGET'S.


57.—SCALPEL.



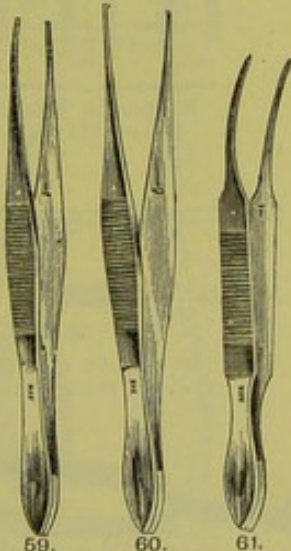
58.—SCALPEL WITH TANG.



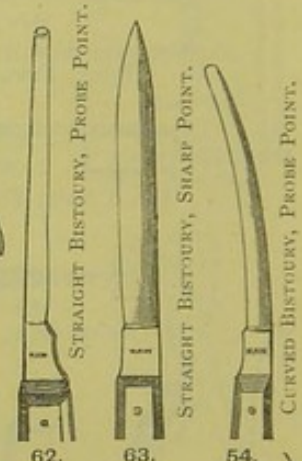
49.—CONTAINS:  
BISTOURIES, CURVED, TWO.  
BISTOURIES, STRAIGHT, TWO.  
DIRECTOR.  
FORCEPS, ARTERY.  
FORCEPS, DISSECTION.  
KNIFE, HERNIA.  
LIGATURE SILK.  
NEEDLE, ANEURISM.  
NEEDLES, SUTURE.  
SCALPELS, FOUR.  
SCISSORS.  
TENACULUM.  
TUMOUR HOOK.



52.—ABSCESS KNIFE, SYME'S.



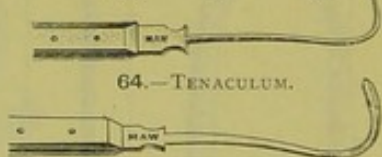
59. 60. 61. SPRING FORCEPS.



62. STRAIGHT BISTOURY, PROBE POINT.

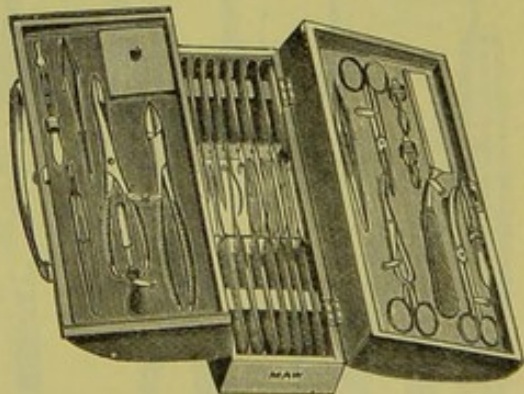
63. STRAIGHT BISTOURY, SHARP POINT.

54. CURVED BISTOURY, PROBE POINT.



64.—TENACULUM.

53.—ANEURISM NEEDLE.




50.—CONTAINS:  
BISTOURIES, CURVED, TWO.  
BISTOURIES, STRAIGHT, TWO.  
DIRECTOR, HERNIA.  
FORCEPS, BONE.  
FORCEPS, "BULL-DOG," TWO.  
FORCEPS, GOUGE.  
FORCEPS, POLYPUS.  
FORCEPS, SEQUESTUM.  
FORCEPS, TORSION.  
FORCEPS WITH SPRING.  
KNIFE, HERNIA.  
LIGATURE SILK.  
NEEDLE, ANEURISM.  
NEEDLE, NÆVUS.  
NEEDLES, SUTURE.  
SAW.  
SCALPELS, FOUR.  
SCISSORS, TWO.  
TENACULUM.  
WIRE.

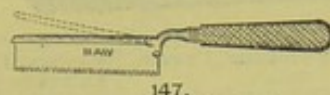


SECTION II. *continued*—For CONTENTS, see page 12.


## INSTRUMENTS FOR HERNIA, LUXATION, NECROSIS, AND TENOTOMY.




TENOTOMY KNIVES, ADAMS'S.




MAXILLA SAW, WOOD'S.



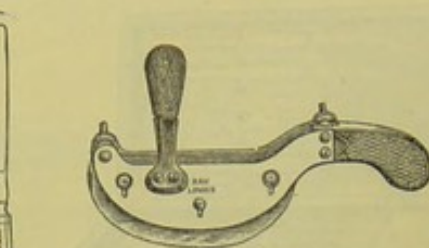
NECROSIS SAW WITH SHIFTING BACK, FERGUSSON'S.




HEAD SAW, FERGUSSON'S.




HEAD SAW, HEY'S.



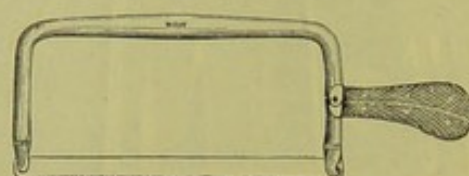
DOUBLE BLADE SAW FOR SPINE.



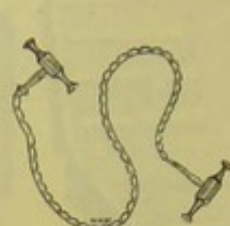
NECROSIS SAW, LARREY'S.



NECROSIS SAW WITH SHIFTING BACK, FERGUSSON'S.




RESECTION SAW, REVOLVING BLADES, FARABEUF'S.



CHAIN SAW.



INSTRUMENTS FOR THE RADICAL CURE OF HERNIA, SPANTON'S.



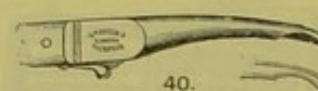
HERNIA KNIFE, WEBBER'S.



HERNIA KNIFE, CURVED.




HERNIA KNIFE, STRAIGHT.




HERNIA KNIFE, GUARDED.



HERNIA NEEDLE, WOOD'S.



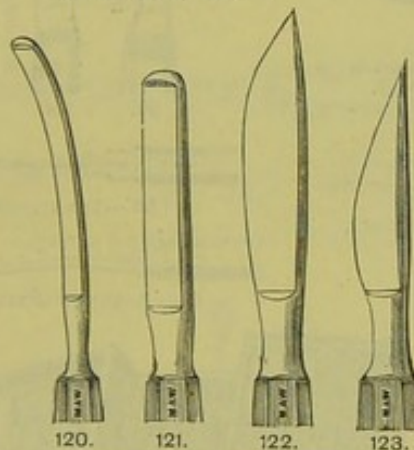
HERNIA DIRECTOR, STANLEY'S.



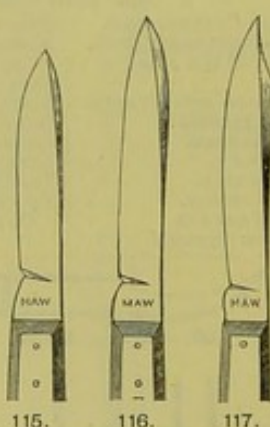
HERNIA DIRECTOR, KEY'S.



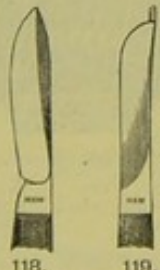
HERNIA KNIFE, METAL HANDLE.



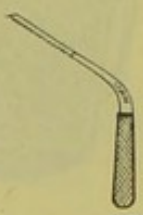
RESECTION KNIVES, METAL HANDLES.



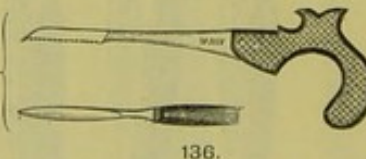
RESECTION KNIVES, EBONY HANDLES.



RESECTION KNIVES, EBONY HANDLES.



FLEXIBLE SAW FOR THE TURBINATED BONE.



SAW AND KNIFE FOR THE HEAD OF THE FEMUR, ADAMS'S.



FORCEPS FOR LUXATION.



SECTION II. *continued*—For CONTENTS, see page 12.  
INSTRUMENTS FOR NECROSIS, RESECTION,  
AND TREPHINING.



75.  
BONE DRILL, PLAIN.



129.  
RASPATORY.



85.



86.




87.



88.

BONE FORCEPS, CIRCULAR JOINT, FERGUSSON'S.



76.  
ELEVATOR, DOUBLE.



124.  
LENTICULAR.



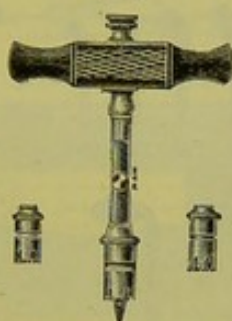
128a.  
PERFORATOR  
FOR ANTRUM.





81.  
BONE FORCEPS,  
BOW HANDLES.



74.  
STOCK  
BONE DRILL,  
COLLIN'S.



159.  
TREPHINES, SET OF THREE  
IN ONE HANDLE.



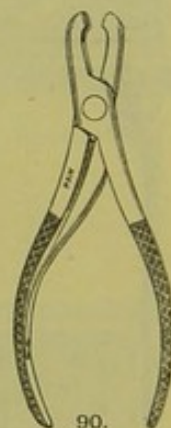
80.  
BONE FORCEPS,  
BOW HANDLES.



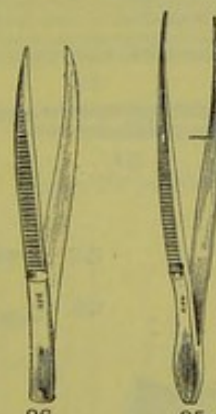
89.  
GOUGE FORCEPS,  
CURVED.



73.  
ARCHIMEDEAN  
DRILL.



90.  
GOUGE  
FORCEPS.



96. 95.

SPRING FORCEPS.



83. 84.

BONE FORCEPS,  
PLAIN JOINTS.



92.

NECROSIS  
FORCEPS,  
FERGUSSON'S.



93.



94.

SEQUESTRUM FORCEPS,  
CURVED AND STRAIGHT.



82.

BONE FORCEPS, "LION" FORCEPS,  
FERGUSSON'S.



91.

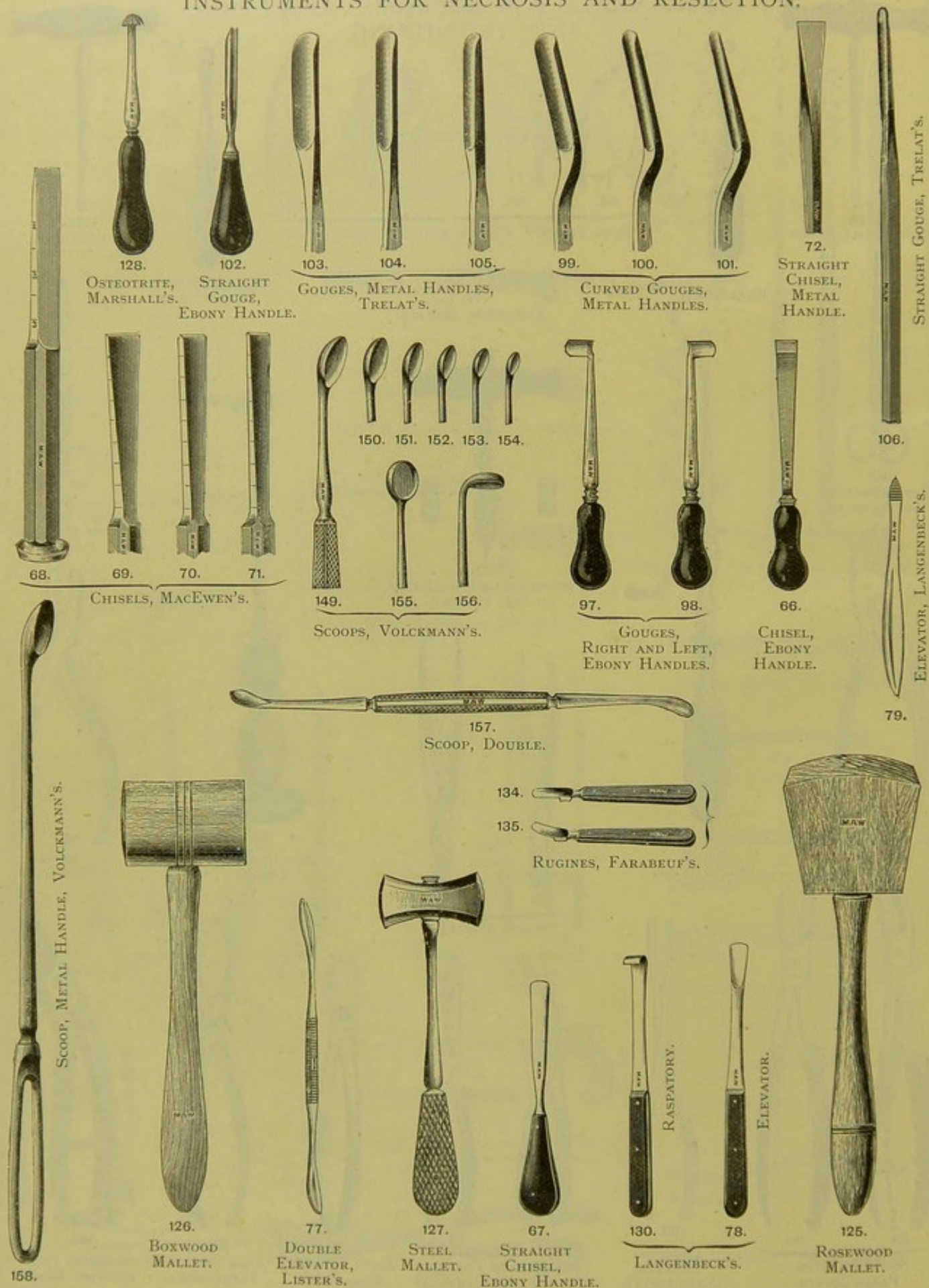


148.

SCISSORS FOR  
CUTTING BONE.




SECTION II. *continued*—For CONTENTS, see page 12.  
INSTRUMENTS FOR NECROSIS AND RESECTION.





SECTION II. *continued*—For CONTENTS, see page 12.  
VACCINE CASES, AND INSTRUMENTS FOR VACCINATION.




179.  
VACCINATOR, EVANS'S.



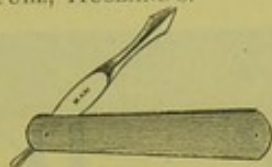
182.—VACCINATOR, ROSE'S.

173.  
GLASS CAPILLARY TUBE, HUSBAND'S.


174.  
GLASS CAPILLARY TUBE, MAW'S.




175.  
DOUBLE VACCINE LANCET.




176.  
GROOVED VACCINE LANCET.



178.  
VACCINATOR, BRAITHWAITE'S.




177.  
PLAIN VACCINE LANCET.




183.  
VACCINATOR, SPRATLEY'S.




181.  
VACCINATOR, MAW'S.



180.  
VACCINATOR, HILLIARD'S.



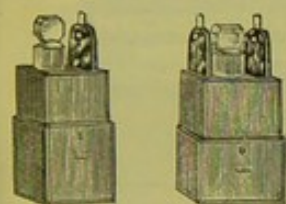
184.  
VACCINATOR, WEIR'S.



186.  
VACCINE CASE, GROVE'S.




185.  
VACCINE CASE, COUSINS'S.

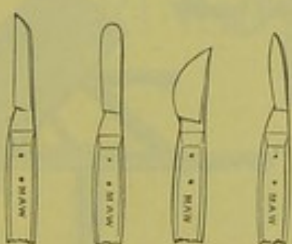


187. 188.  
VACCINE CASES,  
MAW'S.

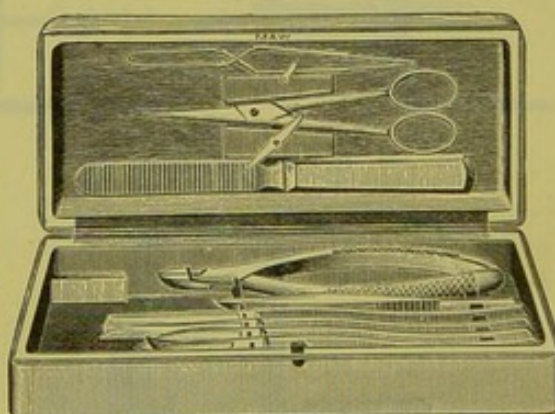
CHIROPODIST'S INSTRUMENTS AND CASES.




20.—CASE.  
CONTAINS FOUR KNIVES AND FILE.



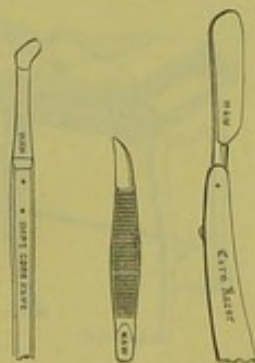
22. 23. 24. 25.  
CORN KNIVES.




18.—CASE.  
CONTAINS FIVE KNIVES, FILE, NAIL NIPPERS,  
DOUBLE HOOK, NAIL SCISSORS, AND  
SPRING FORCEPS.



19.—CASE.  
CONTAINS FOUR KNIVES, FILE, SPRING  
FORCEPS, AND SCISSORS.




26. 27. 28.  
CORN KNIVES. CORN RAZOR.




21.—CASE.  
CONTAINS TWO KNIVES AND FILE.



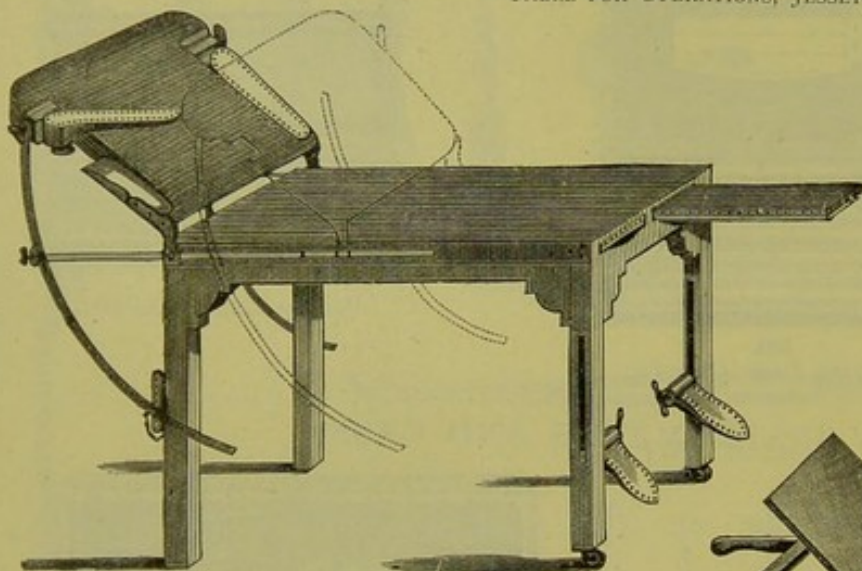
SECTION II. *continued*—For CONTENTS, see page 12.  
CHAIR, TABLES, AND STRETCHERS.




164.  
PLAIN STRETCHER.



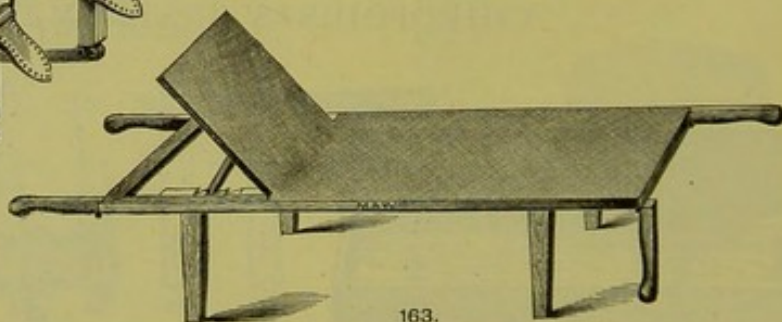
162.  
TABLE FOR OPERATIONS, JESSETT'S.



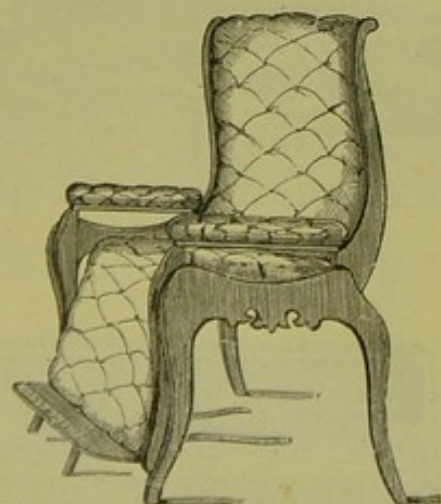
161.  
TABLE FOR OPERATIONS.



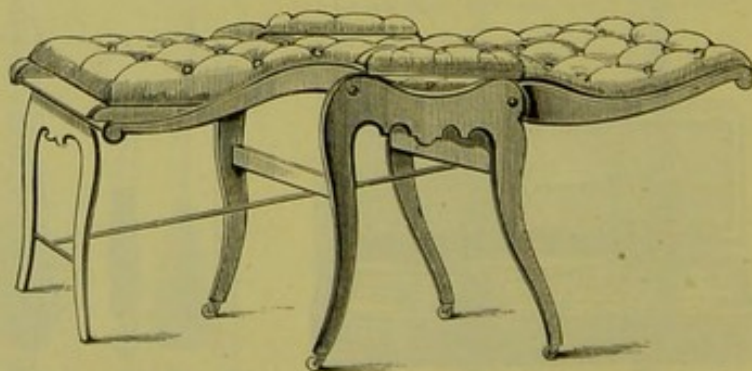
JESSETT'S TABLE, FOLDED.



163.  
HOSPITAL STRETCHER.



160.  
CHAIR FOR OPERATIONS, SIMS'S.





### SECTION III.



ASPIRATORS, CARBOLIC AND ETHER SPRAYS,  
DRESSING INSTRUMENTS AND ACCESSORIES,  
HYPODERMIC SYRINGES AND TROCARS.


## CONTENTS OF SECTION III.

	PAGE		PAGE
ABSCISS AND BLEEDING LANCETS ...	25	LEG BATH ... ..	28
ANEURISM NEEDLES ... ..	24, 25	LIGATURES ... ..	26, 29
ARM BATH ... ..	28	NEEDLE HOLDERS ... ..	26
ASPIRATORS ... ..	32	OPERATION KNIVES ... ..	25
BISTOURIES ... ..	25, 28	POCKET CASES ... ..	23, 24
CATHETERS ... ..	24	PROBES ... ..	24
CAUSTIC CASES ... ..	24	PUS BASINS ... ..	28
CHATELAINE ... ..	23	SCALPELS ... ..	25
DIRECTORS ... ..	24	SCISSORS ... ..	24
DRAINAGE TUBE GAUGE... ..	28	SKIN-GRAFTING SCISSORS ... ..	28
DRAINAGE TUBE INTRODUCER ... ..	28	SPATULAS ... ..	24
DRAINAGE TUBES ... ..	28	STEAM SPRAYS ... ..	29
EXPLORING NEEDLES ... ..	24	SUTURE NEEDLES... ..	26, 27
EXPLORING TROCARS ... ..	24	SYPHON TROCARS ... ..	32
FORCEPS ... ..	24	TENACULUMS .. ..	25
HAND-BALL SPRAYS ... ..	29	TRAY FOR DISINFECTING	
HUGGETT'S PERMANENT SOLUTIONS	30	INSTRUMENTS ... ..	28
HYPODERMIC SYRINGES.... ..	30	TROCARS ... ..	31
IODOFORM DREDGER ... ..	28	TROUGH, CONTAINING CARBOLIC	
KNIVES ... ..	25	LIGATURES ... ..	28



## SECTION III.

## POCKET DRESSING CASES AND CHATELAINE.




29.

CONTAINS:

BISTOURIES, TWO.  
CAUSTIC CASE, SILVER.  
DIRECTOR.  
FORCEPS, ARTERY.  
FORCEPS, DRESSING, TWO.  
KNIFE, SYME'S, AND GUM  
LANCET.

NEEDLES AND SILK.  
PROBES, TWO.  
SCALPEL AND STRAIGHT  
BISTOURY.  
SCISSORS.  
SPATULA.  
TROCER, EXPLORING.

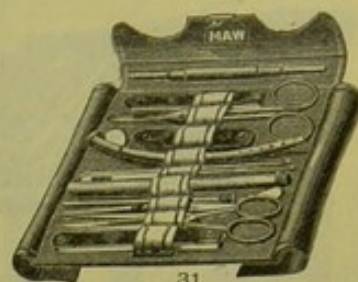


30.

CONTAINS:

FORCEPS, ARTERY.  
FORCEPS, DRESS-  
ING.  
KNIFE, PAGET'S.

PROBE.  
SCISSORS.  
SILK AND  
NEEDLES.



31.

CONTAINS:

BISTOURY,  
STRAIGHT.  
CATHETER,  
FEMALE.  
CAUSTIC CASE  
AND TROCER.  
DIRECTOR.  
EYE NEEDLE  
AND SCOOP.  
FORCEPS,  
DRESSING.

KNIFE, PAGET'S,  
AND SCALPEL.  
LANCET,  
BLEEDING.  
LANCET, VAC-  
CINE.  
NEEDLES AND  
SILK.  
PROBES, TWO.  
SCISSORS.



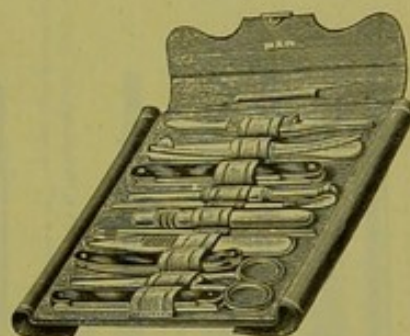
32.

MINIATURE CASE, MAW'S.

CONTAINS:

BISTOURIES, TWO.  
CAUSTIC CASE, SILVER.  
DIRECTOR.  
FORCEPS, ARTERY.  
FORCEPS, DRESSING.  
KNIFE, SYME'S, AND GUM  
LANCET.

NEEDLES, SUTURE, AND  
SILK.  
PROBE.  
SCALPEL AND STRAIGHT  
BISTOURY.  
SCISSORS.




33.

CONTAINS:

BISTOURIES, CURVED, TWO.  
CATHETER, FEMALE.  
CAUSTIC CASE, SILVER.  
DIRECTOR.  
FORCEPS, ARTERY.  
FORCEPS, DRESSING, TWO.  
KNIFE, SYME'S, AND GUM  
LANCET.

NEEDLES, SUTURE,  
AND SILK.  
PROBES, TWO.  
SCALPEL AND STRAIGHT  
BISTOURY.  
SCISSORS.  
SPATULA.  
TROCER, EXPLORING.



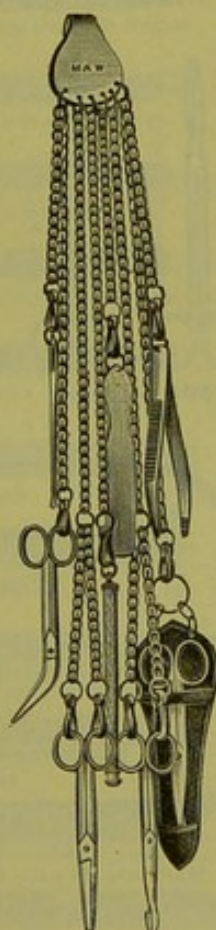
34.

ARMY REGULATION CASE.

CONTAINS:

BISTOURIES, CURVED AND  
STRAIGHT.  
CATHETERS, MALE AND  
FEMALE, AND CAUSTIC  
CASE COMBINED.  
DIRECTOR AND ANEURISM  
NEEDLE.  
FORCEPS, ARTERY, FENES-  
TRATED.  
FORCEPS, "BULL-DOG," TWO.  
FORCEPS, DRESSING.  
KNIFE, SYME'S, AND SCAL-  
PEL, DOUBLE-EDGED.

LANCETS, TWO.  
NEEDLES, SUTURE.  
PROBES, TWO.  
SCISSORS, CURVED.  
SILK AND WIRE.  
SPATULA.  
SYRINGE, HYPO-  
DERMIC.  
TENACULUM AND  
GUM LANCET.  
THERMOMETER,  
CLINICAL.

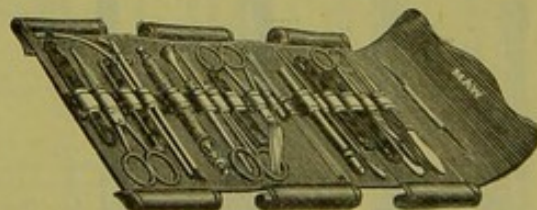


38.

CHATELAINE.

CONTAINS:

FORCEPS, DRESSING.  
FORCEPS, SPRING.  
PROBE.  
SCISSORS.  
SCISSORS, CURVED.  
SPATULA.  
THERMOMETER,  
CLINICAL.



35.

CONTAINS:

BISTOURIES, CURVED, TWO.  
BISTOURY, STRAIGHT.  
CATHETERS, MALE AND FE-  
MALE, AND NOSE PLUG.  
CAUSTIC HOLDER AND  
EXPLORING TROCER.  
DIRECTOR.  
EYE SCOOP AND CATARACT  
NEEDLE.  
FORCEPS, ARTERY.  
FORCEPS, DRESSING.  
FORCEPS, DRESSING  
(SPRING).

KNIFE, SYME'S, AND  
GUM LANCET.  
LIGATURE SILK.  
NEEDLES, SUTURE.  
PROBES.  
SCALPEL AND FINGER  
KNIFE.  
SCISSORS, CURVED.  
SCISSORS, PROBE-  
POINTED.  
SCISSORS, STRAIGHT.  
SYRINGE, HYPODERMIC.



SECTION III. *continued*—For CONTENTS, see page 22.

## POCKET DRESSING INSTRUMENTS.




33.

CONTAINS :


BISTOURIES, CURVED, TWO.  
BISTOURY, STRAIGHT.  
CATHETER, MALE AND  
FEMALE, AND NOSE  
PLUG COMBINED.  
CAUSTIC HOLDER AND EX-  
PLORING TROCAR.  
DIRECTOR.  
EYE SCOOP AND NEEDLE.  
FORCEPS, ARTERY.  
FORCEPS, DRESSING.  
FORCEPS, DRESSING, SPRING.

KNIFE, SYME'S, AND GUM  
LANCET.  
LIGATURE SILK.  
NEEDLES, SUTURE, SIX.  
PROBES, TWO.  
SCALPEL AND FINGER  
KNIFE.  
SCISSORS, CURVED.  
SCISSORS, PROBE-  
POINTED.  
SCISSORS, STRAIGHT.  
SYRINGE, HYPODERMIC.




51.

DIRECTOR.




148.

SPATULA.




52.

DIRECTOR AND ANEURISM  
NEEDLE.


141.

PROBE.



53.

DIRECTOR WITH GUARD.

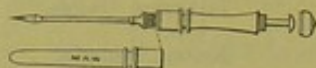


37.

CONTAINS :


BISTOURIES, CURVED,  
TWO.  
BISTOURY, STRAIGHT.  
CATHETER.  
CAUSTIC HOLDER.  
DIRECTOR AND ANEU-  
RISM NEEDLE.  
FORCEPS, ARTERY.  
FORCEPS, DRESSING.  
FORCEPS, DRESSING,  
SPRING.

KNIFE, SYME'S, AND  
GUM LANCET.  
LANCET, BLEEDING.  
LANCET, VACCINE.  
LIGATURE SILK.  
NEEDLES, SUTURE, SIX.  
PROBE, GUNSHOT.  
PROBES, TWO.  
SCALPELS, TWO.  
SCISSORS, STRAIGHT.  
SPATULA.  
TROCAR, EXPLORING.



55.

EXPLORING TROCAR.



47.

CAUSTIC CASE, SILVER.




48.

CAUSTIC CASE, SEAMLESS, SILVER.




144.

ROUND-POINTED SCISSORS.



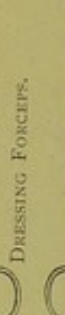
143.

PROBE-POINTED SCISSORS.



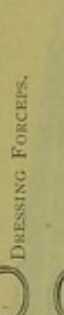
58.

DRESSING FORCEPS.




59.

DRESSING FORCEPS.




62.

SINUS FORCEPS.



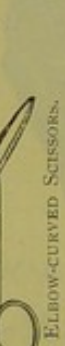
63.

TORSION FORCEPS.




142.

ELBOW-CURVED SCISSORS.



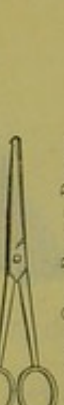
145.

STRAIGHT SCISSORS.



146.

SCISSORS, ONE BLADE PROBE.



50.

CAUSTIC CASE, SILVER, AND EXPLORING  
TROCAR.


45.

CAUSTIC CASE, SILVER.




46.

CAUSTIC CASE, SILVER.



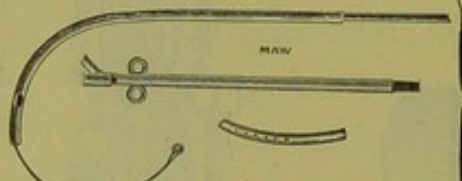
44.

CAUSTIC CASE, EBONY, WITH SILVER  
HOLDER.


49.

CAUSTIC CASE, SILVER, AND EXPLORING  
NEEDLE.

49.


CAUSTIC CASE, SILVER, AND EXPLORING  
NEEDLE.

42.

MALE AND FEMALE CATHETER, WITH CANULA  
FOR EPISTAXIS, SILVER.


43.

MALE AND FEMALE CATHETER.



39.

FEMALE CATHETER, SILVER, PLAIN.




40.

FEMALE CATHETER, SILVER, SLIDING.




41.

FEMALE CATHETER, SILVER, WITH STOPCOCK.



54.

EXPLORING NEEDLE.



56.




57.

SPRING ARTERY FORCEPS.



60.

SPRING DRESSING FORCEPS.



64.


TORSION FORCEPS.



61.

FORCEPS, MINIATURE, WELLS'S.



SECTION III. *continued*—For CONTENTS, see page 22.POCKET DRESSING INSTRUMENTS—*continued*.

102.

GENERAL OPERATION KNIFE AND DRESSING INSTRUMENTS  
IN ONE HANDLE, ESMARCH'S.

105.

BLEEDING LANCET.



98.

CURVED PROBE BISTOURY, PLAIN HANDLE.



99.

CURVED SHARP BISTOURY, PLAIN HANDLE.



100.

SYME'S KNIFE, PLAIN HANDLE.



91.

STRAIGHT BISTOURY.




80.

GUM LANCET AND TENACULUM, MINIATURE.



101.

TENACULUM, PLAIN HANDLE.



85.—GUM LANCET AND NEVUS NEEDLE.



84.—DOUBLE STRAIGHT BISTOURY.



82.—DOUBLE CURVED BISTOURY.



83.—DOUBLE CURVED BISTOURY.



87.—PAGET'S KNIFE AND SYME'S KNIFE.



86.—GUM LANCET AND SYME'S KNIFE.



78.—DOUBLE STRAIGHT BISTOURY.



76.—DOUBLE CURVED BISTOURY.



77.—DOUBLE CURVED BISTOURY.



81.—PAGET'S KNIFE AND SYME'S KNIFE.



79.—GUM LANCET AND SYME'S KNIFE.



68.—GUM LANCET AND PAGET'S KNIFE.



70.—PAGET'S KNIFE AND SCALPEL.



71.—PAGET'S KNIFE AND SYME'S KNIFE.



65.—DOUBLE CURVED BISTOURY.



66.—CURVED PROBE AND STRAIGHT BISTOURY.



67.—STRAIGHT BISTOURY AND SCALPEL.



69.—GUM LANCET AND SYME'S KNIFE.



72.—SYME'S KNIFE AND ANEURISM NEEDLE.



75.—TENACULUM AND ANEURISM NEEDLE.

IMPROVED SLIDE FASTENINGS.



96.

SCALPEL.



94.

SYME'S KNIFE.



95.

ANEURISM NEEDLE.



97.

TENACULUM.



104.

ABSCESS LANCET.

MINIATURE SIZES, FRENCH LOCK BACKS.



93.

PAGET'S KNIFE.



90.

CURVED SHARP BISTOURY.



89.

CURVED PROBE BISTOURY.



92.

HERNIA KNIFE.

FRENCH LOCK BACKS.



103.

GENERAL OPERATION KNIFE, MAW'S.



74.

DOUBLE SCALPEL.



73.


SYME'S KNIFE AND SCALPEL.



SECTION III. *continued*—For CONTENTS, see page 22.  
 NEEDLE HOLDERS, LIGATURE SILK, WIRE, AND NEEDLES.



137.  
HAGEDORN'S.



140.  
SLIDING.



138.  
MAW'S.



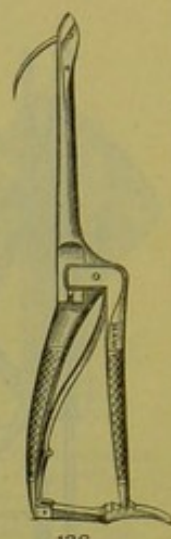
133.  
COLLIN'S.



139.  
SANDS'S.




135.  
CURVED.



136.  
HAGEDORN'S.

NEEDLE HOLDERS.



27.  
SILVER WIRE, THREE SIZES.



134.  
NEEDLE HOLDER, COUSINS'S.



20.  
PLAITED SILK, TURNER'S.



28.  
SILVER WIRE.

NEEDLES.



114.  
CURVED, WITH TWO EYES, WATSON'S.



112.  
CURVED, TRIANGULAR POINTS.



109.  
CURVED, HALF CIRCLE.



107.  
CURVED.




113.  
CURVED, TRIANGULAR POINTS, TWO EYES.



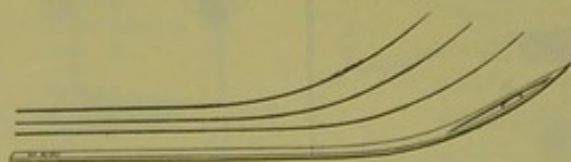
110.  
CURVED, LISTER'S.



111.  
CURVED, ROUND BODIES.



115.  
DOUBLE CURVED.



123.  
HALF CURVED, EYE AT POINT.



128.  
SNECK CURVED, EYE AT POINT.




SECTION III. *continued*—For CONTENTS, see page 22.


NEEDLES—*continued*.




129.  
STRAIGHT.




132.  
STRAIGHT, TRIANGULAR POINTS, LISTER'S.



130.  
STRAIGHT, EYE AT POINT.



131.  
STRAIGHT, TRIANGULAR POINTS.



120.  
STRAIGHT, HAGEDORN'S.




118.  
HALF CURVED, HAGEDORN'S.



119.  
STOUT "PLASTIC," HAGEDORN'S.



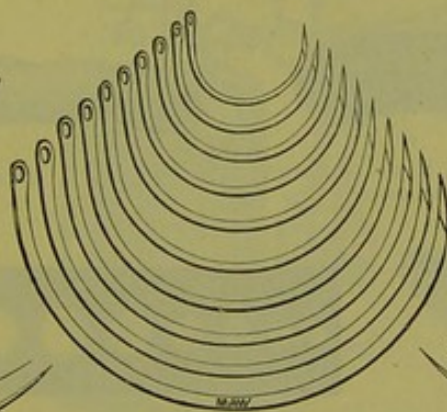
117.  
GYNÆCOLOGY,  
HAGEDORN'S.



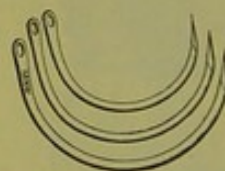
122.  
HALF CURVED.



108.  
CURVED, EYE AT POINT.



116.  
CURVED "EXTERNAL,"  
HAGEDORN'S.



121.  
THIN "INTESTINE," HAGEDORN'S.



125.  
HALF CURVED, LISTER'S.




127.  
HALF CURVED, TWO EYES.



124.  
HALF CURVED, LANCE POINTS.



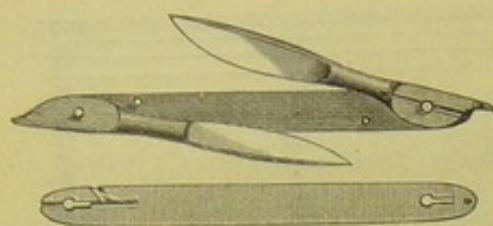
126.  
HALF CURVED, TRIANGULAR POINTS.



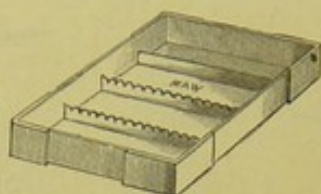

106.  
ACUPRESSURE, STEEL HEAD.



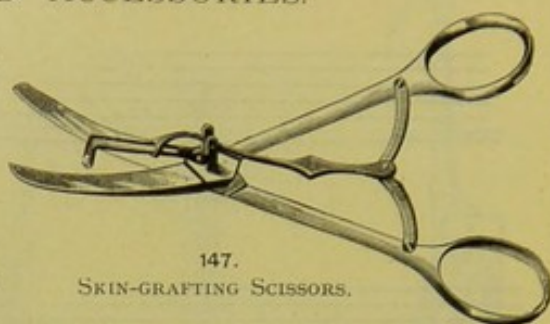
SECTION III. *continued*—For CONTENTS, see page 22.  
DRESSING INSTRUMENTS AND ACCESSORIES.



88.

DOUBLE BISTOURY, MOVABLE BLADES,  
METAL HANDLE.

13.

DRESSING TRAY, EARTHEN-  
WARE, FOR THE DISINFECTION  
OF INSTRUMENTS.

147.

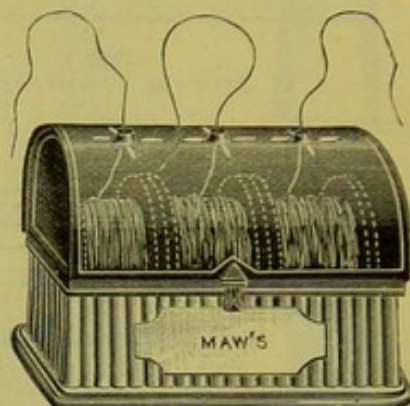
SKIN-GRAFTING SCISSORS.



9.

DRAINAGE TUBES,  
BONE, NEUBER'S.

12b.

IODOFORM  
DREDGER.

25.

TROUGH, CONTAINING CARBOLIC  
LIGATURES.

14.

LEG BATH.



6.

ARM BATH.



15.

PUS BASINS, METAL.



17.

PUS BASIN, KIDNEY-SHAPED,  
VULCANITE.

7.

DRAINAGE TUBE, INDIA-RUBBER.



18.


PUS BASIN,  
TRIANGULAR,  
VULCANITE.

16.

PUS BASINS,  
TRIANGULAR, METAL.


12.

DRAINAGE TUBE GAUGE.




10.

DRAINAGE TUBE, SPIRAL WIRE.



8.

DRAINAGE TUBE, INDIA-RUBBER.



12a.

DRAINAGE TUBE INTRODUCER.

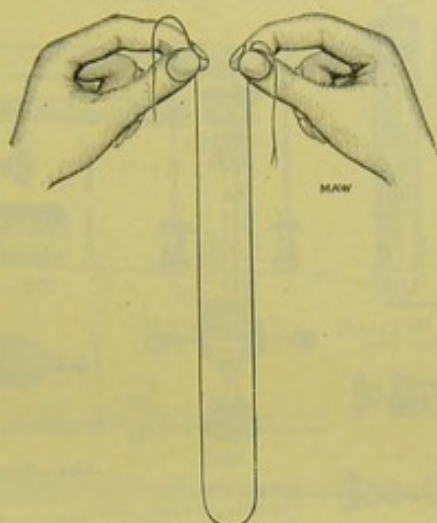


SECTION III. *continued*—For CONTENTS, see page 22.

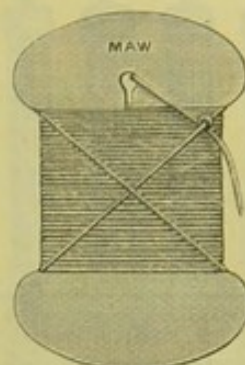
DRESSING ACCESSORIES.



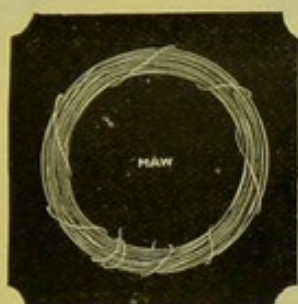
24.  
CASE OF THREAD  
LIGATURES.




21.  
PLAITED SILK, TURNER'S.



19.  
SILK, IRON DYED.



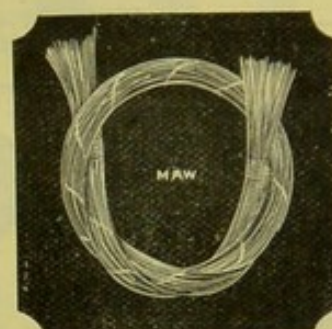
26.  
WIRE, PLATED.



11.  
DRAINAGE TUBE, SPIRAL WIRE.

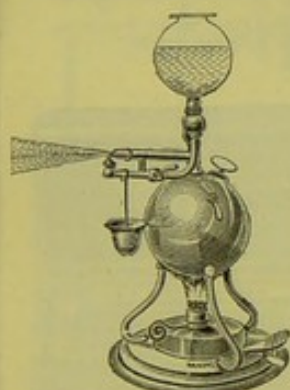


22.  
SILK TWIST.

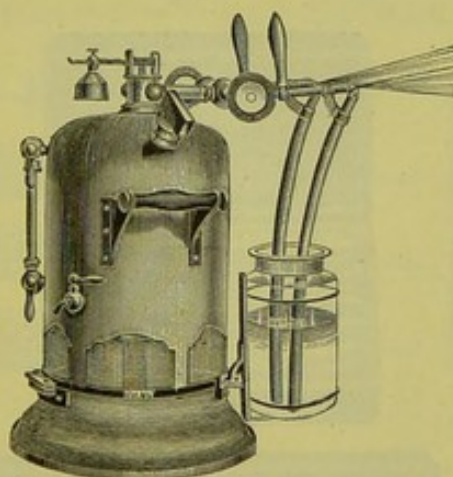


23.  
SILKWORM GUT LIGATURES.


STEAM AND HAND-BALL SPRAYS.



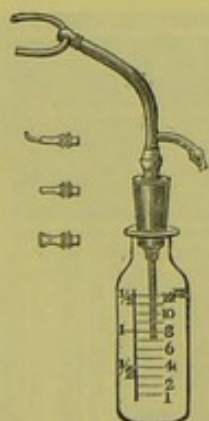
152.  
STEAM SPRAY, COLLIN'S.



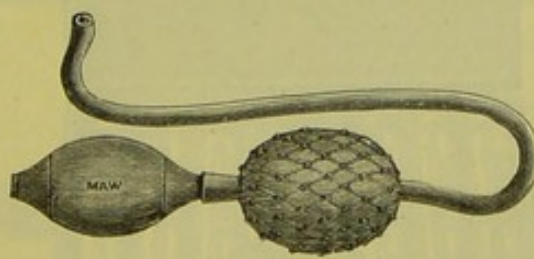
153.  
STEAM SPRAY, DOUBLE JET, MAW'S.



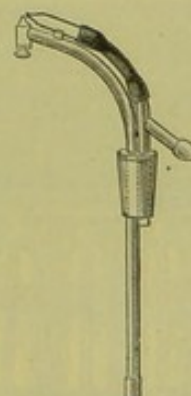
154.  
STEAM SPRAY, SINGLE JET,  
MAW'S.



151.  
ETHER SPRAY,  
RICHARDSON'S.



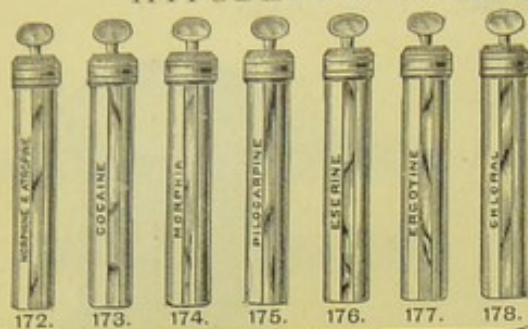
149.  
HAND BELLOWS TO USE WITH RICHARDSON'S  
AND LISTER'S SPRAYS.



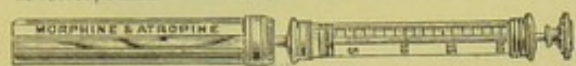
150.  
CARBOLIC SPRAY,  
LISTER'S.



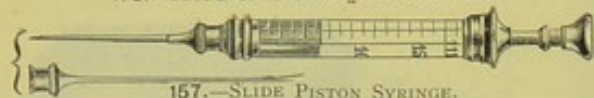
SECTION III. *continued*—For CONTENTS, see page 22.  
HYPODERMIC SYRINGES, AND HUGGETT'S PERMANENT SOLUTIONS.




ENAMELLED GLASS TUBES, WITH NICKEL-PLATED METALLIC MOUNTS, FILLED WITH HUGGETT'S PERMANENT SOLUTIONS.



170.—MODE OF FILLING THE SYRINGE.



157.—SLIDE PISTON SYRINGE.



171.



162.



156.

SCREW PISTON SYRINGE, WITH FINGER BARS.




163.




155.—SCREW PISTON SYRINGE, HUNTER'S.




158.—SLIDE PISTON SYRINGE, IN METAL CASE, SPENCER THOMPSON'S.



160.—SLIDE AND SCREW PISTON SYRINGE, IN ENGINE-TURNED CASE.



159.—SLIDE AND SCREW PISTON SYRINGE.



161.—SLIDE AND SCREW PISTON SYRINGE, IN ENGINE-TURNED CASE.



164.



165.



166.



167.



168.




169.

HYPODERMIC SYRINGES, WITH HUGGETT'S PERMANENT SOLUTIONS, IN CASES.



SECTION III. *continued*—For CONTENTS, see page 22.

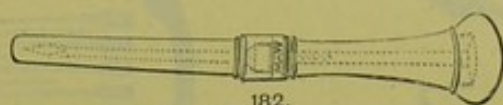
TROCARS.



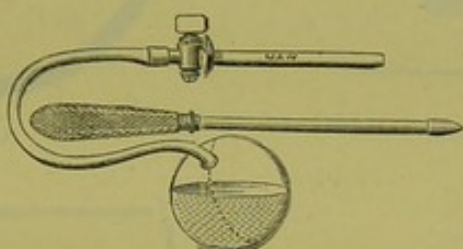
192.  
SET OF FOUR, FITTING ONE  
HANDLE.



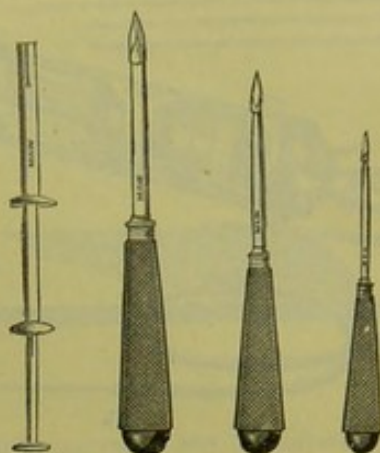
187.  
EXPLORING.



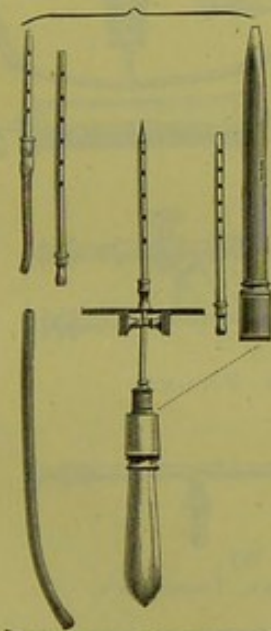
182.  
ABDOMEN.



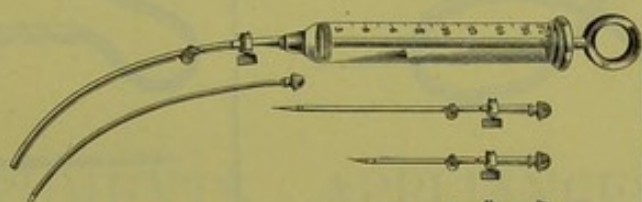
191.  
FOR PARACENTESIS THORACIS.



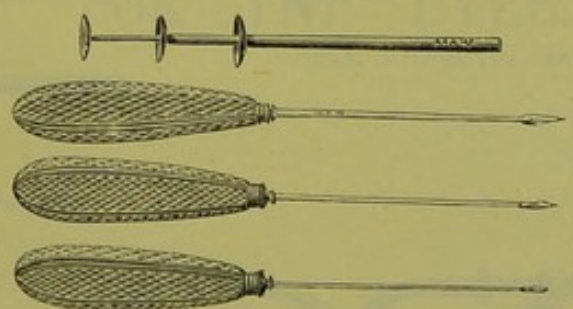
179. 180. 181. 190.  
ABDOMEN. HYDROCELE.



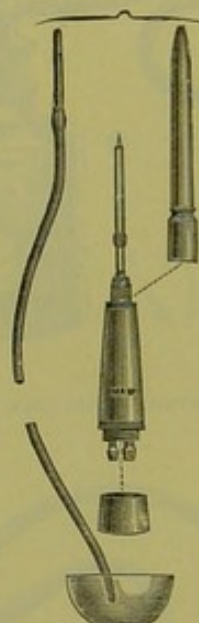
196.  
SYPHON, WITH CANULAS  
FOR ASCITES, SOUTHEY'S.




186.  
FOR THE EVACUATION OF TUMOURS, ETC., BIRD'S.



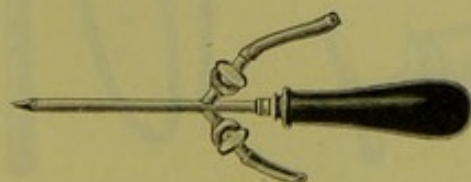
188.  
EXPLORING, COCK'S.




195.  
SYPHON, WITH CANULAS FOR  
ANASARCA, SOUTHEY'S.



183. 184. 185.  
ABDOMEN, WITH STOPCOCKS.



194.  
SYPHON, KACHIMURA'S.

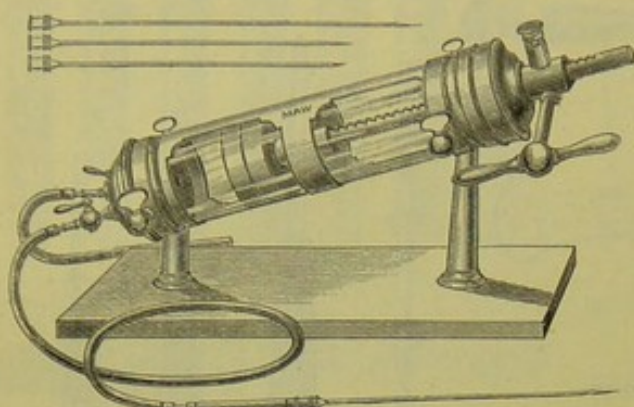


189.  
EXPLORING, ROBERTS'S.



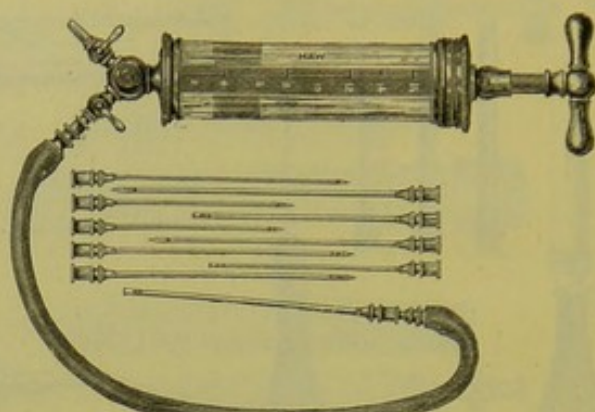
SECTION III. *continued*—For CONTENTS, see page 22.

## ASPIRATORS AND SYPHON TROCARS.



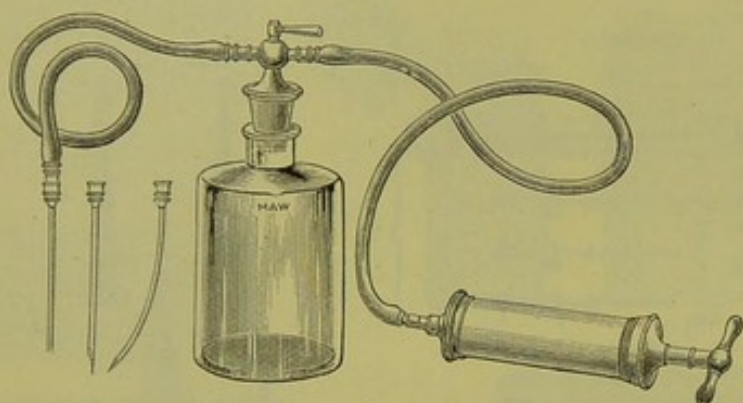
1.

ASPIRATOR, FOR HOSPITALS, DIEULAFOY'S.



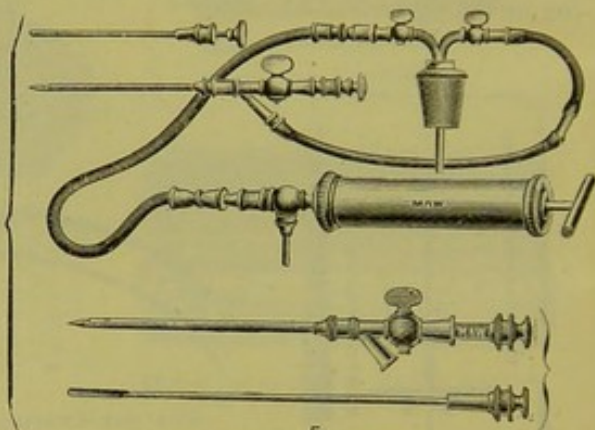
2.

ASPIRATOR, DIEULAFOY'S.




4.

ASPIRATOR, ADAPTABLE TO ANY ORDINARY SIZE BOTTLE, MAW'S.



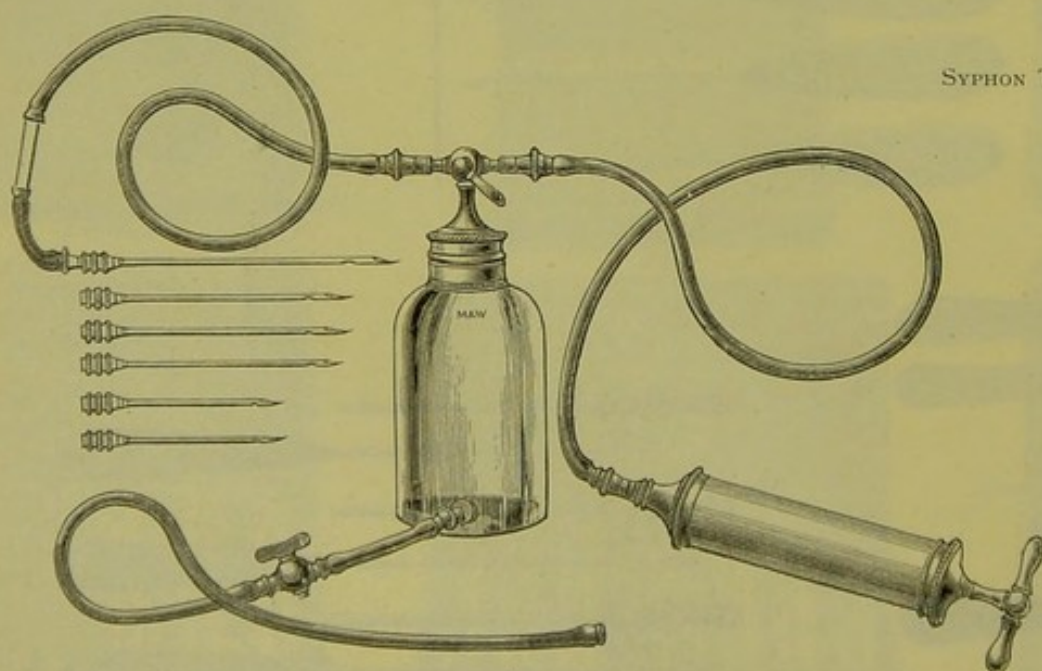
5.

ASPIRATOR, POTAIN'S.




197.

SYPHON TROCAR, THOMPSON'S.



3.

ASPIRATOR, WITH GLASS CHAMBER AND CANULAS.



193.

SYPHON TROCAR, FRÄNKEL'S.



SECTION IV.



INSTRUMENTS, APPLIANCES, ETC.,  
FOR THE EYES.




# CONTENTS OF SECTION IV.

	PAGE		PAGE
ARTIFICIAL EYES ... ..	39	NEEDLE HOLDERS... ..	36
ASTIGMATISM DISC ... ..	39	OPHTHALMOSCOPES ... ..	38
BROAD NEEDLES ... ..	41	PADDED CUSHION ... ..	38
CATARACT KNIVES ... ..	40	PERIMETER ... ..	39
CATARACT NEEDLES ... ..	41	PHANTOMES ... ..	39
CILIA FORCEPS ... ..	36	PROBES ... ..	36, 37
CURETTES ... ..	41	RETRACTORS ... ..	39
CYSTOTOMES ... ..	41	SCARIFYING KNIVES ... ..	40
DIRECTOR ... ..	36	SCISSORS ... ..	41, 42
DOUCHES ... ..	37	SETS OF EYE INSTRUMENTS IN	
DROP BOTTLES ... ..	37	CASES ... ..	35
DROP TUBE ... ..	37	SHADES ... ..	37
DRUM FOR TESTING INSTRUMENTS	36	SOLUTION NEEDLES .. ..	41
ENTROPIUM FORCEPS ... ..	36	SPATULAS ... ..	39
EXTIRPATING FORCEPS ... ..	36	SPOONS ... ..	42
FIXING FORCEPS ... ..	36	SPUD AND SCOOP ... ..	41
HOOKS ... ..	41	STOP NEEDLES ... ..	41
IRIDECTOMY KNIVES ... ..	40	STRABISMOMETERS ... ..	38, 39
IRIS FORCEPS ... ..	36	STRABISMUS KNIFE ... ..	40
LACHRYMAL DUCT AND NÆVUS		STYLES ... ..	37
CAUTERY ... ..	41	SUCTION CURETTES ... ..	37
LACHRYMAL DUCT SYRINGES ...	37	SUTURE NEEDLES ... ..	36, 41
LAMPS ... ..	42	TATTOOING NEEDLE ... ..	41
LENS PRICKER ... ..	41	TEST GLASSES ... ..	38
		VECTIS ... ..	42



# SECTION IV.

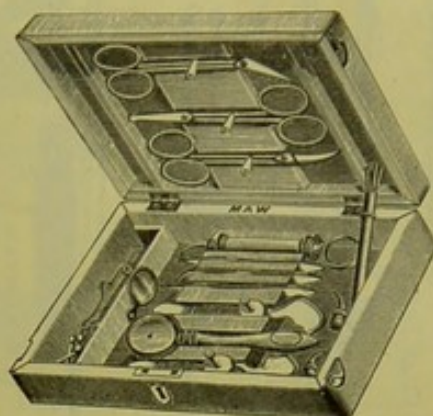
## SETS OF EYE INSTRUMENTS IN CASES.



190.  
CONTAINS:

CURETTE AND HOOK.  
DIRECTOR, CANALICULUS,  
CRITCHETT'S.  
FORCEPS, CILIA.  
FORCEPS, IRIS.  
HOOK, TYRRELL'S.

KNIVES, CATARACT, THREE.  
NEEDLES, CATARACT, FOUR.  
PROBES, BOWMAN'S.  
RETRACTOR, ADAMS'S.  
SCISSORS, TWO.



192.

CONTAINS:

CURETTE AND HOOK.  
DIRECTOR, CANALICULUS,  
CRITCHETT'S.  
FORCEPS, THREE.  
FORCEPS, ENTROPION, TWO.  
KNIVES, CATARACT, THREE.  
NEEDLES, CATARACT, SIX.  
OPHTHALMOSCOPE.

PROBES, BOWMAN'S.  
RETRACTOR, WALTON'S.  
SCALPEL, DESMARRES'S.  
SCISSORS, THREE.  
SCOOP FOR FOREIGN  
BODIES.  
STYLES, THREE.  
SYRINGE, WALTON'S.



191.

CONTAINS:

CURETTE AND CYSTOTOME.  
FORCEPS, TWO.  
HOOK, LENS.  
HOOK, STRABISMUS.  
HOOK, TYRRELL'S.  
KNIFE, CATARACT, SICHELL'S.  
KNIFE, IRIDECTOMY, CURVED.  
KNIFE, PUNCTUM, BOWMAN'S.

KNIVES, CATARACT, GRAEFE'S,  
TWO.  
NEEDLES, CATARACT, TWO.  
NEEDLES, STOP, TWO.  
NEEDLES, SUTURE.  
RETRACTOR.  
SCISSORS, TWO.



193.

### ARMY REGULATION CASE.

CONTAINS:

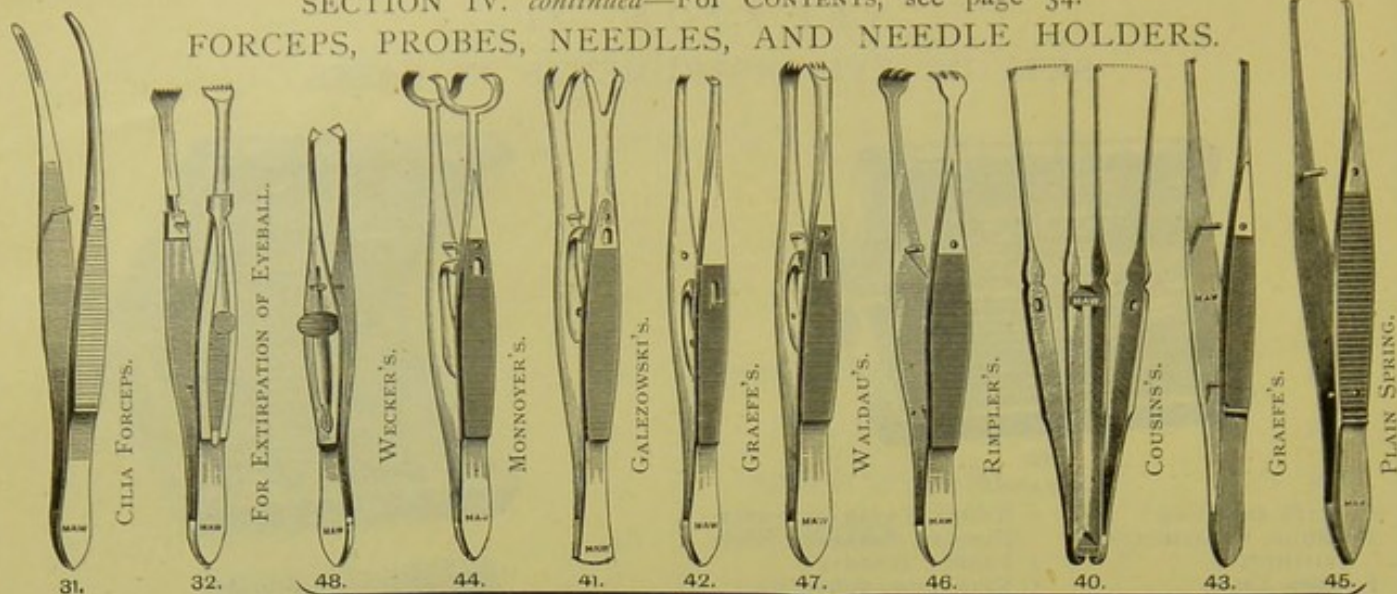
CURETTE, VULCANITE.  
CURETTE AND CYSTOTOME.  
FORCEPS, CILIA.  
FORCEPS, IRIS.  
FORCEPS, STRAIGHT, TWO.  
HOOK, IRIS, PLATINUM, DOUBLE.  
HOOK, LENS.  
HOOK, STRABISMUS, BOWMAN'S.  
KNIFE, CANALICULUS, WEBER'S.  
KNIFE, CATARACT, DIXON'S.  
KNIFE, PUNCTUM, BOWMAN'S.

KNIVES, CATARACT, LINEAR, TWO.  
KNIVES, IRIDECTOMY, TWO, STRAIGHT  
AND CURVED.  
LIGATURE SILK.  
NEEDLE, BEER'S.  
NEEDLE, BROAD.  
NEEDLE, SCARPA'S.  
NEEDLE, STOP, BOWMAN'S.  
NEEDLES, SUTURE, TWELVE.  
PRICKER, LENS.  
PROBES, BOWMAN'S, WITH  
CANALICULUS DIRECTOR.


RETRACTOR, DESMARRES'S.  
RETRACTOR, SAUNDERS'S.  
RETRACTORS, ONE EACH INSIDE  
AND OUTSIDE.  
SCISSORS, IRIS, TWO.  
SCISSORS, MAUNOIR'S.  
SCISSORS, STRAIGHT.  
SPATULA, SILVER.  
SPOON, DOUBLE.  
VECTIS, TAYLOR'S.



SECTION IV. *continued*—For CONTENTS, see page 34.  
 FORCEPS, PROBES, NEEDLES, AND NEEDLE HOLDERS.




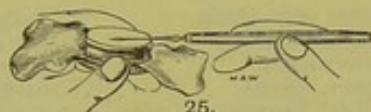


FIXING FORCEPS.




IRIS FORCEPS, CROSS-ACTION, LIEBREICH'S.



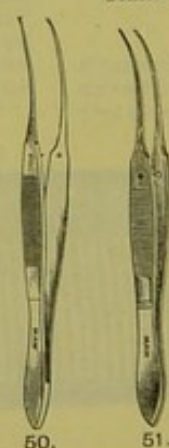

ENTROPIUM FORCEPS, GRAEFE'S.

SUTURE NEEDLES,  
CURVED.DRUM FOR TESTING POINTS OF  
NEEDLES AND KNIVES.PROBES, BOWMAN'S, WITH CRITCHETT'S  
CANALICULUS DIRECTOR.SUTURE NEEDLES,  
HALF CURVED.

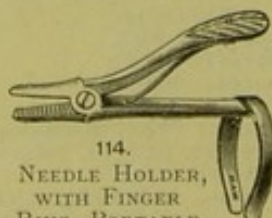
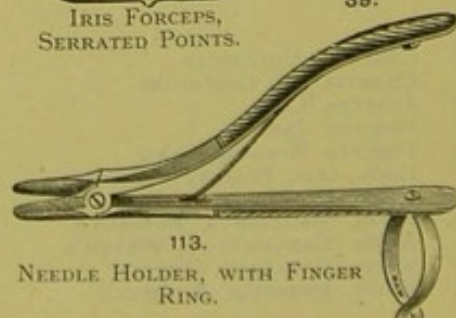
LACHRYMAL DUCT PROBES, ANEL'S.

IRIS FORCEPS,  
TENACULUM POINTS.ENTROPIUM FORCEPS FOR  
EITHER EYE, CROSS-ACTION.ENTROPIUM FORCEPS,  
SPRING CATCH.ENTROPIUM FORCEPS  
DESMARRES'S.

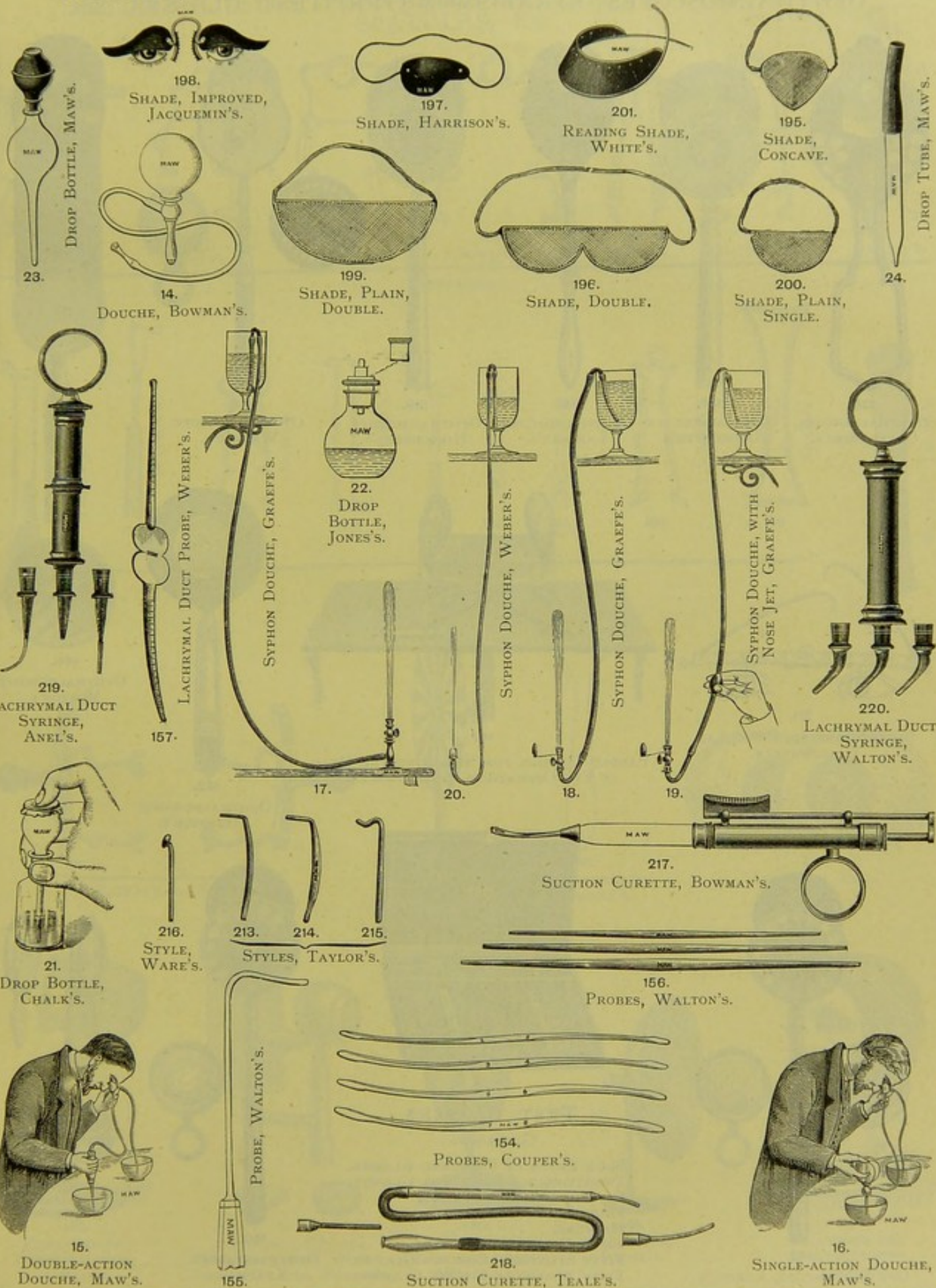
CILIA FORCEPS.

IRIS FORCEPS,  
SERRATED POINTS.ENTROPIUM FORCEPS FOR  
EITHER EYE, SPRING CATCH.

NEEDLE HOLDER, SAUNDERS'S.

NEEDLE HOLDER,  
WITH FINGER  
RING, PORTABLE.NEEDLE HOLDER, WITH FINGER  
RING.



SECTION IV. *continued*—For CONTENTS, see page 34.  
DOUCHES, DROP BOTTLES, PROBES, SHADES, SYRINGES, ETC.



SECTION IV. *continued*—For CONTENTS, see page 34.  
OPHTHALMOSCOPES, STRABISMOMETER, TEST GLASSES, ETC.



138.

OPHTHALMOSCOPE,  
GALEZOWSKI'S.

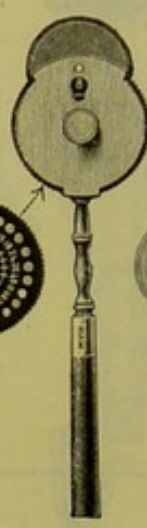
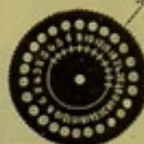
137.

OPHTHALMOSCOPE,  
BAUMEISTER'S.

141.

OPHTHALMOSCOPE,  
LANDOLT'S.

139.

OPHTHALMOSCOPE,  
HIRSCHBERG'S.

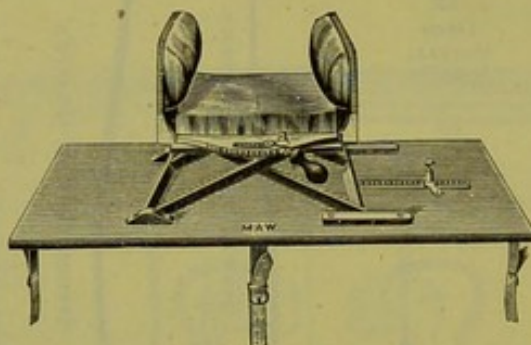
146.

OPHTHALMOSCOPE,  
WECKER'S.

144.

OPHTHALMOSCOPE,  
MORTON'S.

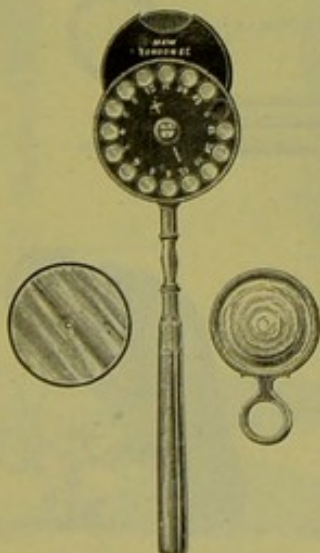
211.

STRABISMOMETER, BINOCULAR,  
GALEZOWSKI'S.

147.

PADDED CUSHION FOR STEADYING THE HEAD  
IN EYE OPERATIONS, GALEZOWSKI'S.

142.

OPHTHALMOSCOPE,  
LIEBREICH'S.

143.

OPHTHALMOSCOPE, LORING'S.



222.


## TEST GLASSES.

COMPRISING :

FOUR BANDS OF COLOURED GLASSES.  
TWENTY-FOUR CYLINDRICAL GLASSES.  
DIVIDED SPECTACLE FRAME.  
FOUR ACCESSORIES.  
MEASURE.  
EIGHT PRISMATIC GLASSES.  
FIFTY SPHERICAL CONCAVE GLASSES.  
FIFTY SPHERICAL CONVEX GLASSES.



140.

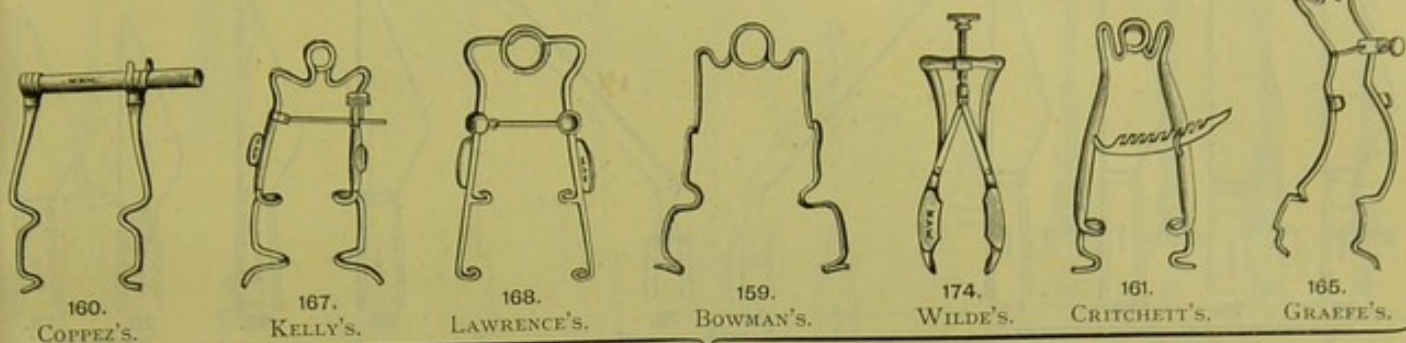
OPHTHALMOSCOPE,  
KNAPP'S.

145.

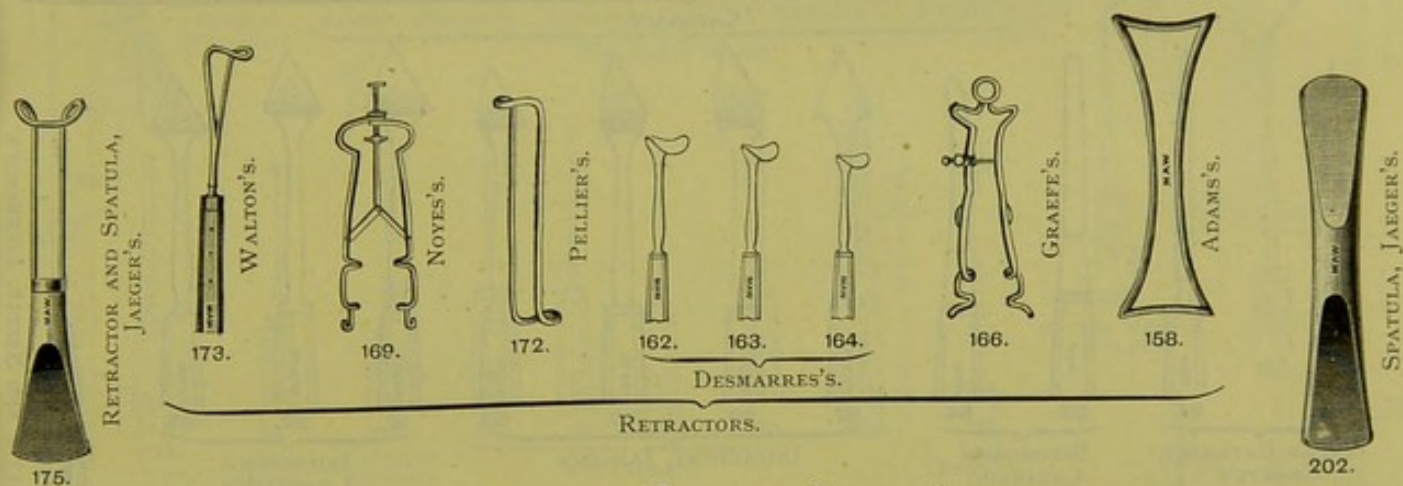
OPHTHALMOSCOPE,  
NACHET'S.



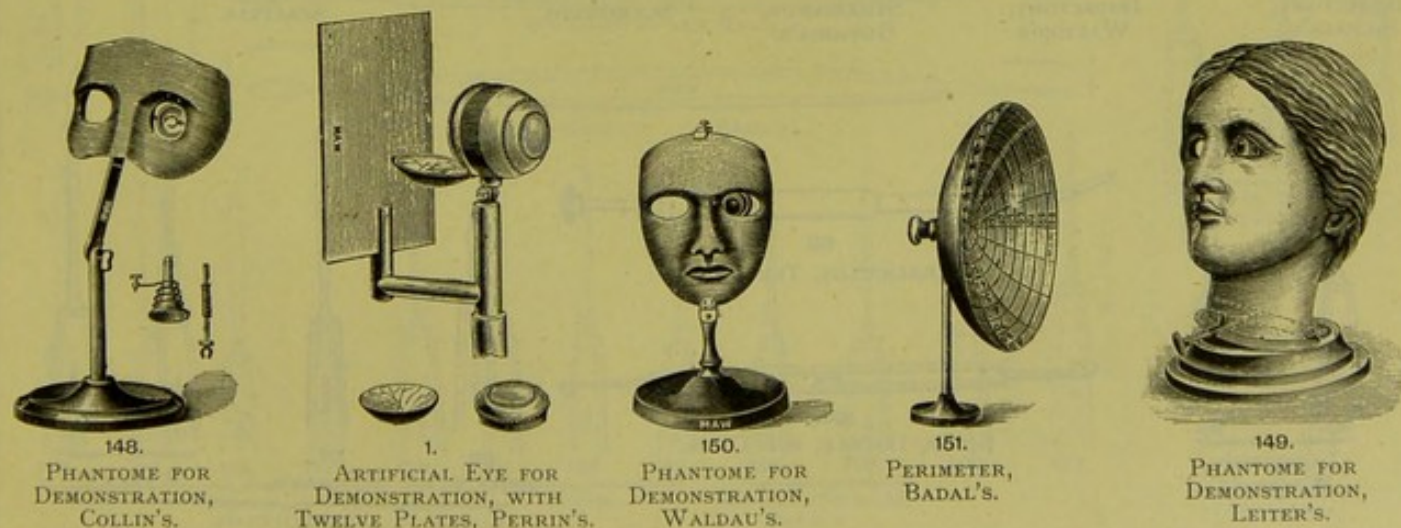
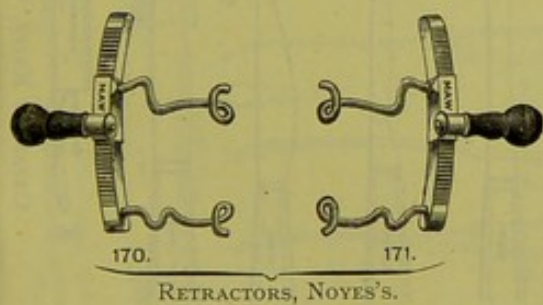
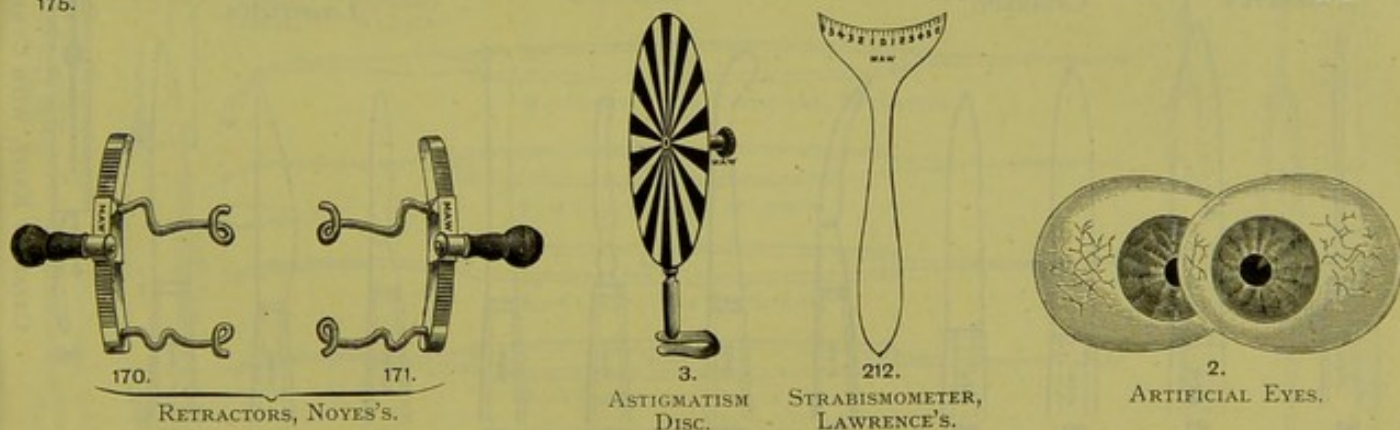
SECTION IV. *continued*—For CONTENTS, see page 34.  
ARTIFICIAL EYES, PHANTOMES, PERIMETER, RETRACTORS,  
SPATULAS, ETC.



RETRACTORS.



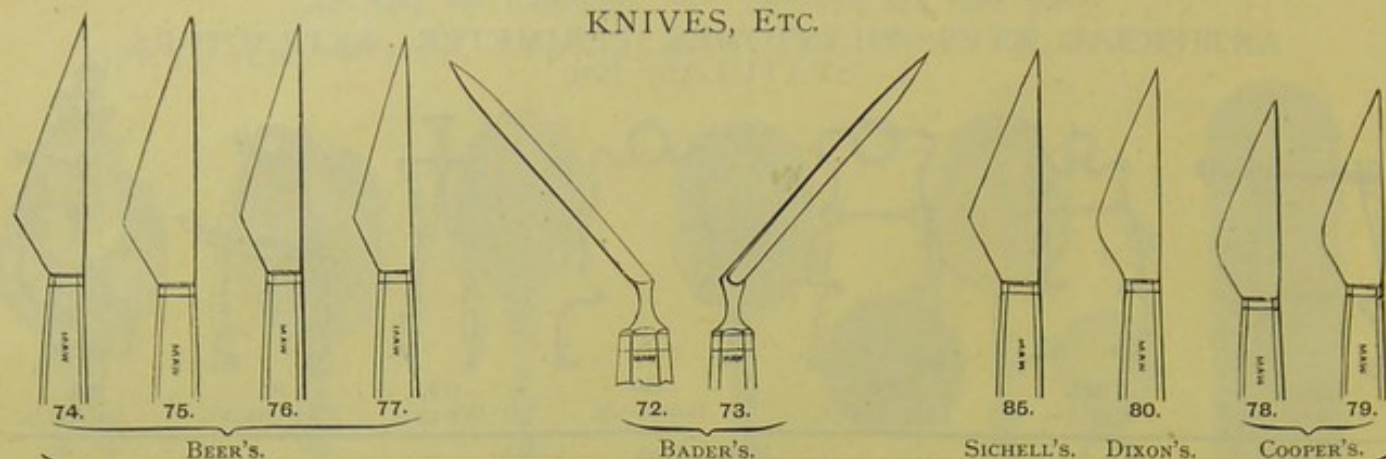
RETRACTORS.



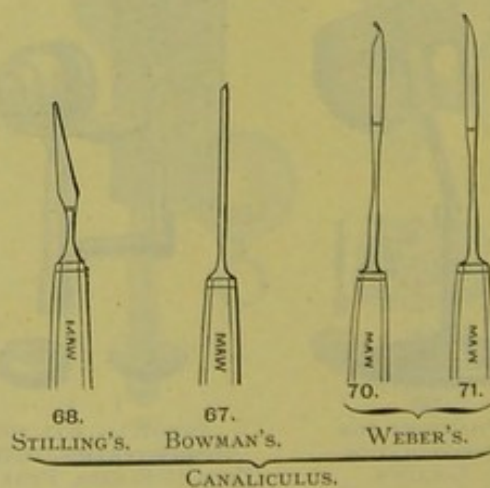


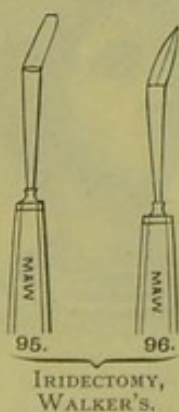
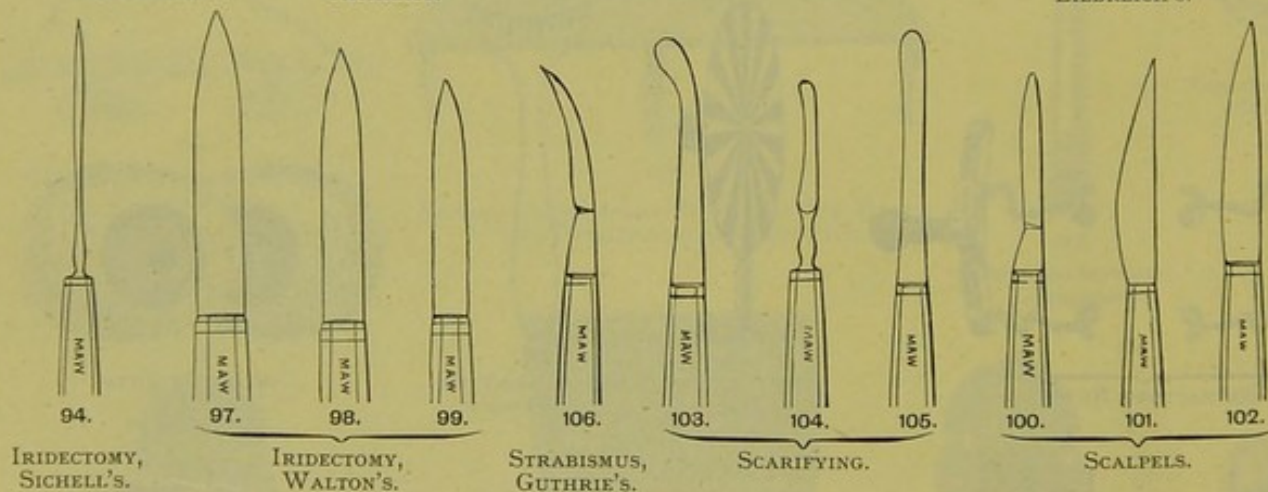
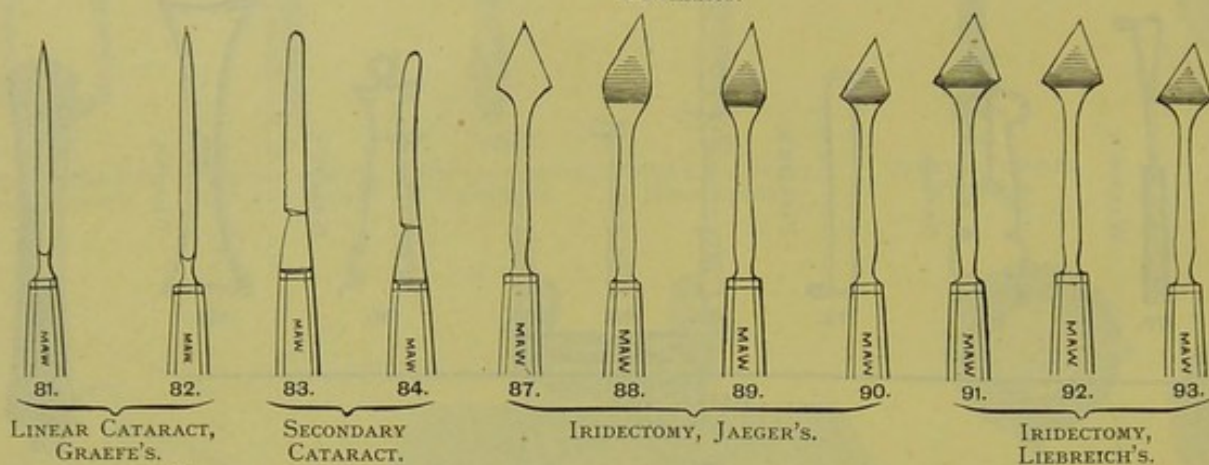


SECTION IV. *continued*—For CONTENTS, see page 34.

## KNIVES, ETC.

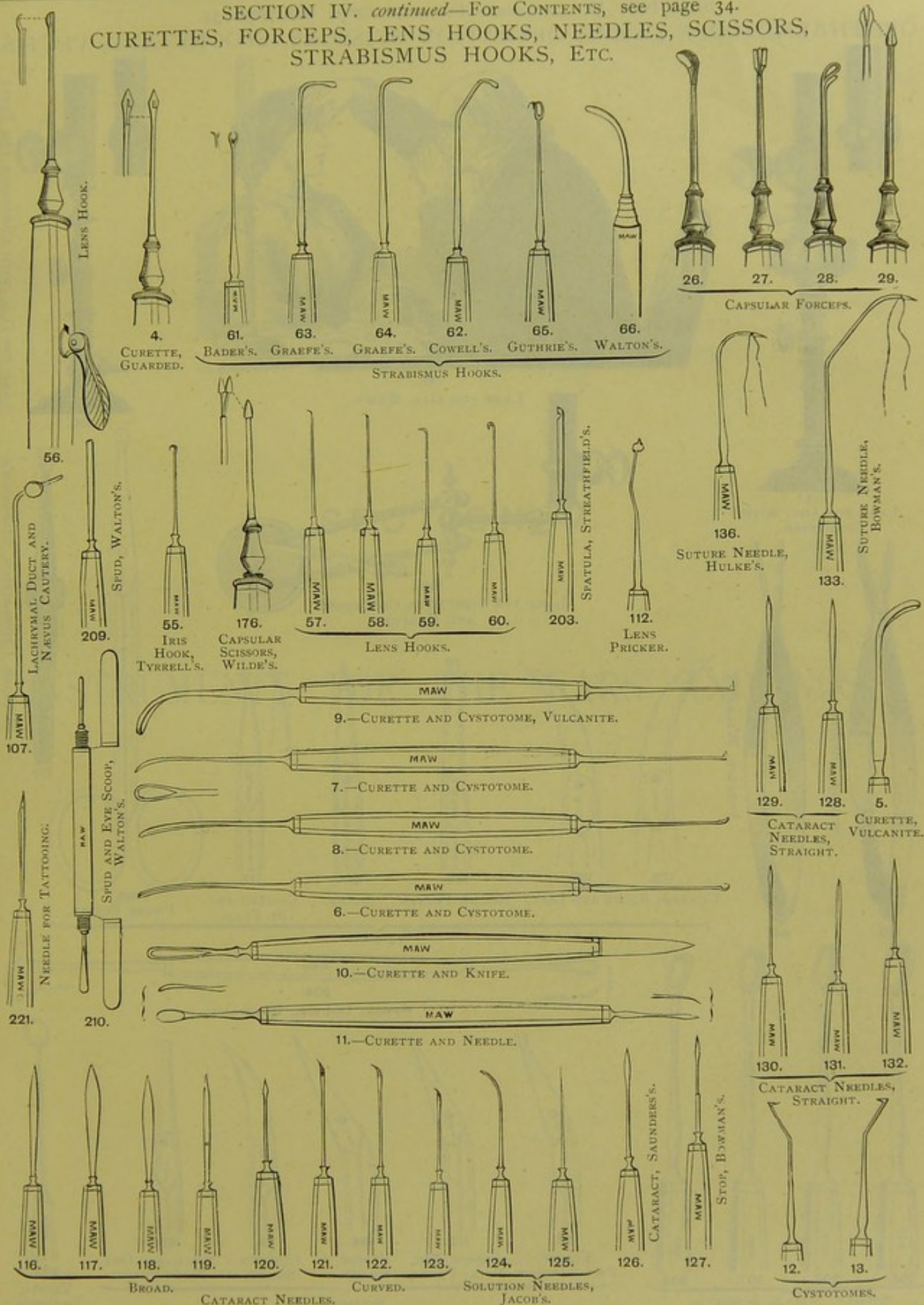


## CATARACT.





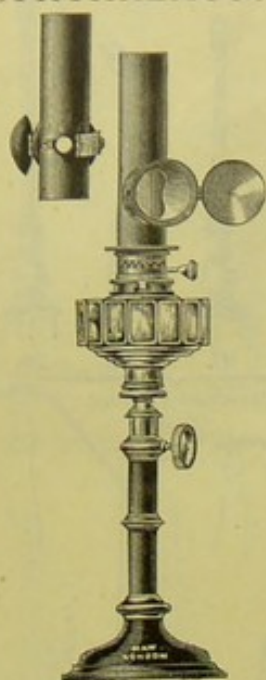
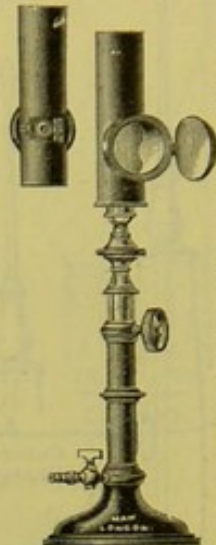
SECTION IV. *continued*—For CONTENTS, see page 34.  
CURETTES, FORCEPS, LENS HOOKS, NEEDLES, SCISSORS,  
STRABISMUS HOOKS, ETC.





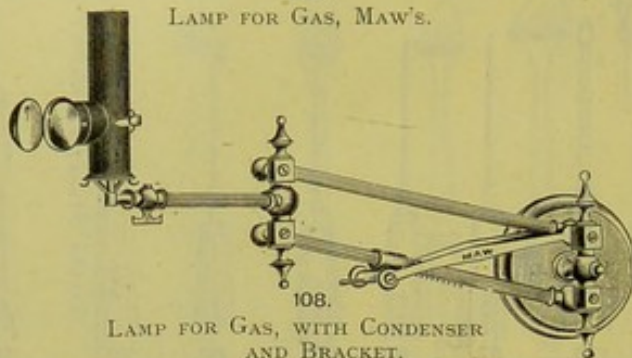
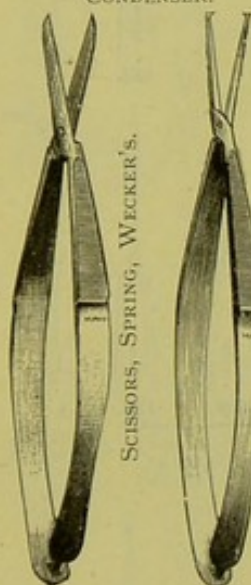
SECTION IV. *continued*—For CONTENTS, see page 34.

## OPHTHALMOSCOPE LAMPS, OPERATION SCISSORS, SPOONS, AND VECTIS.

111.  
LAMP FOR OIL, WITH  
CONDENSER.110.  
LAMP FOR GAS, MAW'S.

109.

LAMP FOR GAS, WITH CONDENSER FOR TABLE.

108.  
LAMP FOR GAS, WITH CONDENSER  
AND BRACKET.

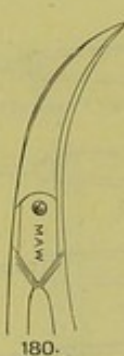
SCISSORS, SPRING, WECKER'S.



FORCEPS, WECKER'S.




179.



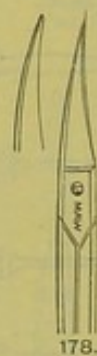
180.



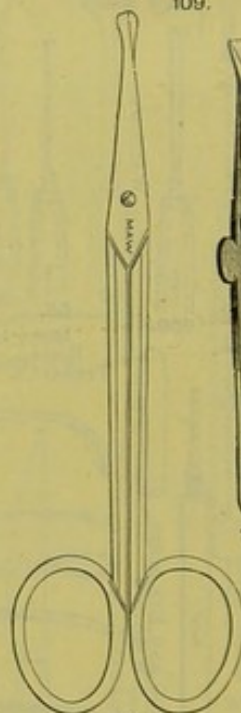
186.



187.



178.

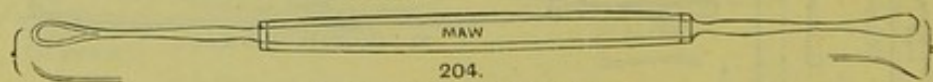
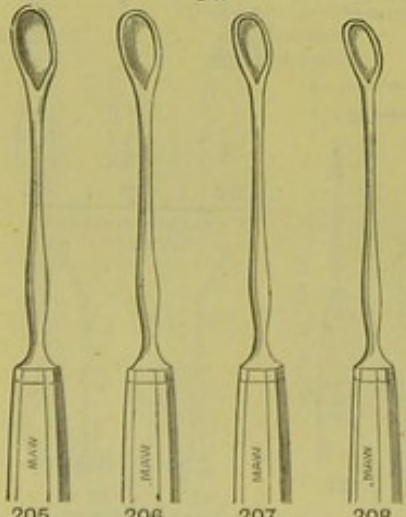
185.  
PROBE POINTS.

SCISSORS, CROSS-ACTION, LIEBREICH'S.

177.

CURVED, RIGHT AND LEFT. ROUND POINTS. SHARP. CURVED ON THE FLAT.

SCISSORS.

204.  
SPOON, DOUBLE, BOWMAN'S.

SPOONS, SINGLE, SCHUFT'S.



183.



182.



184.



181.



188.

ELBOW, PROBE POINTS. ELBOW, ONE POINT PROBE. ELBOW, SHARP. CURVED, SHARP. STRAIGHT, ONE POINT PROBE.

SCISSORS.

223.  
VECTIS,  
TAYLOR'S.



SECTION V.

---

INSTRUMENTS FOR THE EARS AND NOSE.



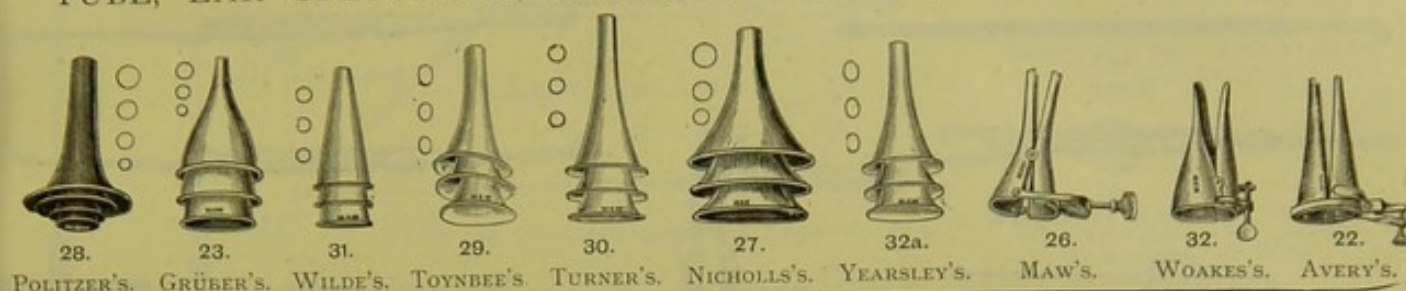
## CONTENTS OF SECTION V.

	PAGE		PAGE
AIR BAGS .. .. .	47	HEARING APPARATUS ... ..	50
ARTIFICIAL NOSE ... ..	50	HOOKS ... ..	46, 47
BAGS FOR EPISTAXIS ... ..	49	INSUFFLATORS ... ..	48, 50
CANULA FOR EPISTAXIS ... ..	49	IRRIGATOR ... ..	48, 50
CANULAS FOR POLYPUS OF THE		KNIVES ... ..	47
NOSE... ..	49	LAMPS, WITH CONDENSING LENS ...	45
CATHETERS FOR THE EUSTACHIAN		NOSE BRUSH ... ..	49
TUBES ... ..	45	NOSE DILATOR, TRIVALVE ..	49
DIAGNOSIS TUBE ... ..	45	NOSE DOUCHES ... ..	48
DOUCHES ... ..	48	NOSE FORCEPS ... ..	46, 49
EAR CHANNELS ... ..	48	NOSE SPECULUMS ... ..	49, 50
EAR MIRRORS ... ..	45	NOSE SPRAYS... ..	48
EAR PIERCER... ..	50	NOSE SYRINGES ... ..	48
EAR PROBE ... ..	50	OTOSCOPES ... ..	45
EAR SPECULUMS ... ..	45	PROBES ... ..	47, 50
EAR SYRINGES ... ..	48	PUS BASINS ... ..	48
EAR TROUGH... ..	48	RHINOSCOPE ... ..	50
EAR TUBE ... ..	50	SCOOP ... ..	46
ÉCRASEUR ... ..	49	SCOOP AND SCREW ... ..	47
FORCEPS, Etc., FOR THE APPLICA-		SCOOPS AND HOOKS ... ..	46, 47
TION OF DRESSINGS, AND THE		SNARES ... ..	49, 50
EXTRACTION OF POLYPUS AND		SOUND DEADENERS ... ..	48
FOREIGN BODIES ... ..	46	SOUND FORKS ... ..	45
FORCEPS FOR POLYPUS OF THE		TYMPANUMS ... ..	50
NOSE ... ..	49	VULSELLUMS ... ..	49
GLASS ROD FOR ACIDS ... ..	47		

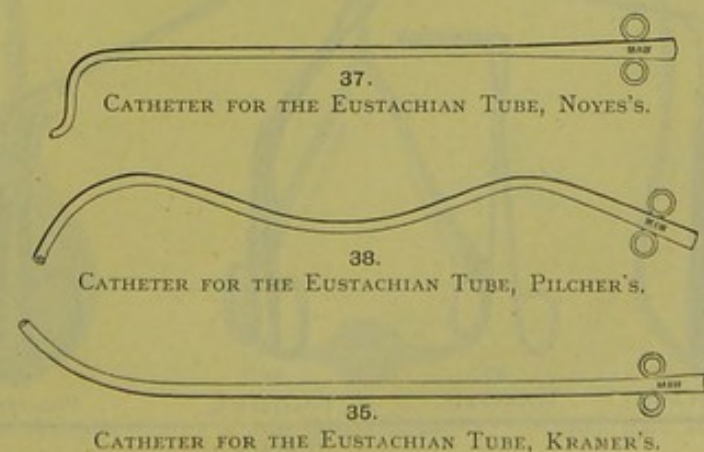
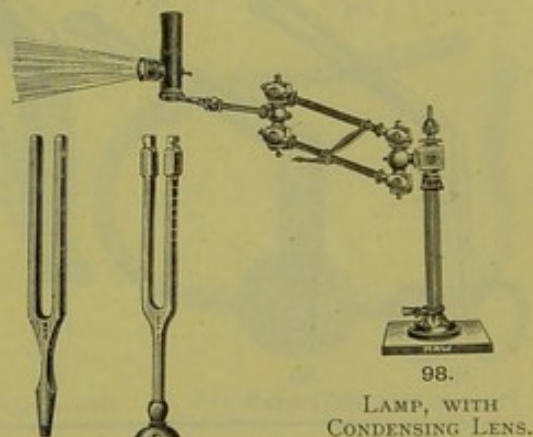
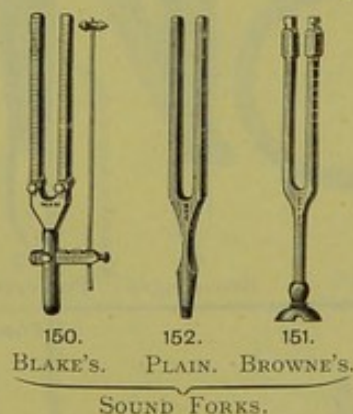
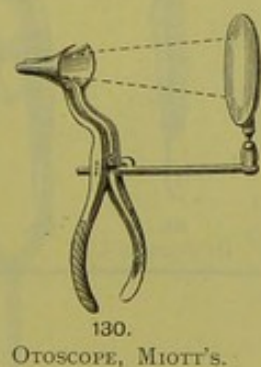

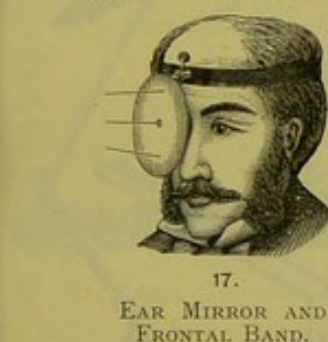
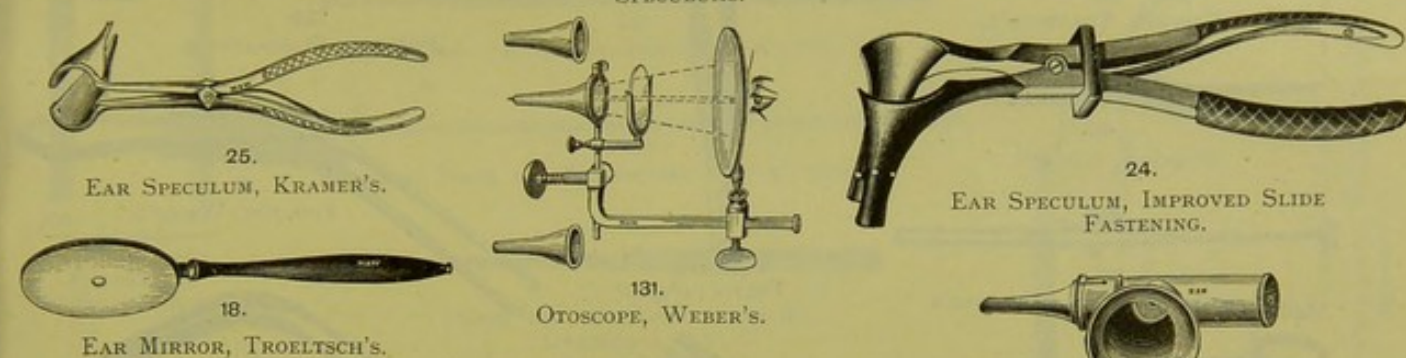


SECTION V.

CATHETERS FOR THE EUSTACHIAN TUBE, EAR MIRRORS, DIAGNOSIS TUBE, EAR SPECULUMS, LAMPS, OTOSCOPES, AND SOUND FORKS.








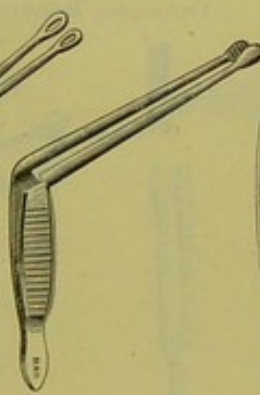
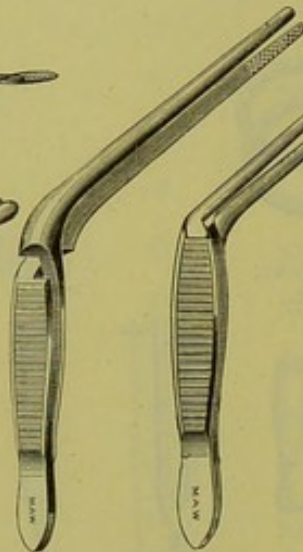
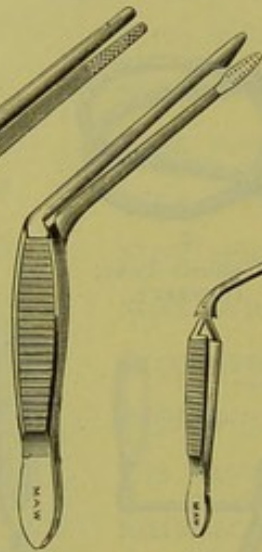
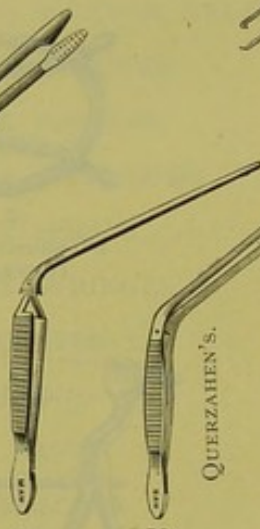
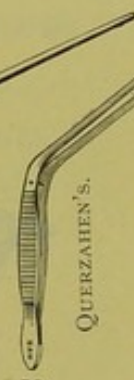
SPECULUMS.





SECTION V. *continued*—For CONTENTS, see page 44.

## FORCEPS, HOOKS, AND SCOOPS FOR THE APPLICATION OF DRESSINGS AND THE EXTRACTION OF POLYPUS AND FOREIGN BODIES.

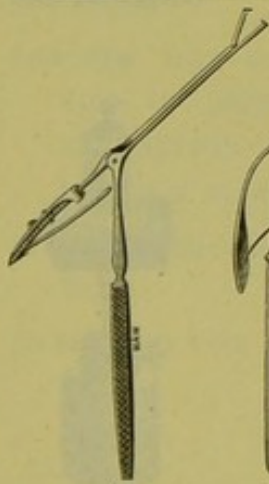
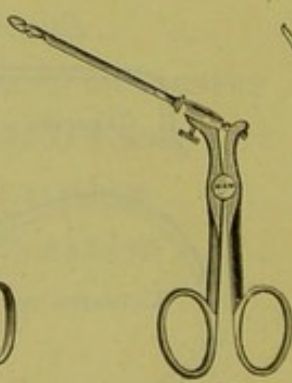
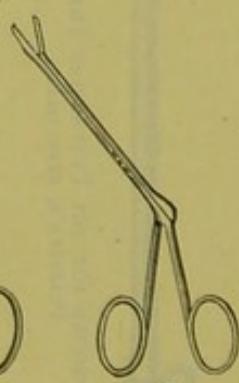

140.  
SCOOP.63.  
FORCEPS, YEARSLEY'S.62.  
FORCEPS, YEARSLEY'S.46.  
FORCEPS, LUCAS'S.56.  
FORCEPS, LEVER RING, TOYNBEE'S.59.  
FORCEPS, TROELTSCH'S.60.  
FORCEPS,  
VOLTOLINI'S.141.  
SCOOP AND HOOK.142.  
SCOOP AND SCREW HOOK.55.  
FORCEPS, SLIDE-ACTION.61.  
FORCEPS, WILDE'S.40.  
FORCEPS, ABBOTT'S.45.  
FRÄNKEL'S.50.  
POLITZER'S.42.  
BERTHOLD'S.49.  
POLITZER'S.41.  
BERTHOLD'S.

53.

QUERZAHN'S.

48.  
POLITZER'S.58.  
TROELTSCH'S.

FORCEPS.

43.  
CAUGHTRY'S.44.  
DUPLAY'S.57.  
TOYNBEE'S.51.  
POLITZER'S.52.  
POLITZER'S.47.  
MATHIEU'S.

54.

SLIDE-ACTION.

FORCEPS.

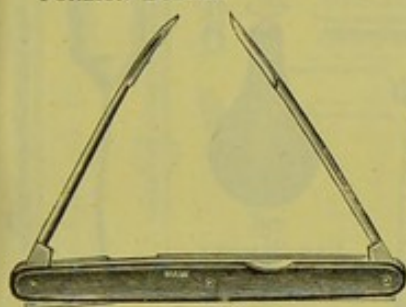


SECTION V. *continued*—For CONTENTS, see page 44.

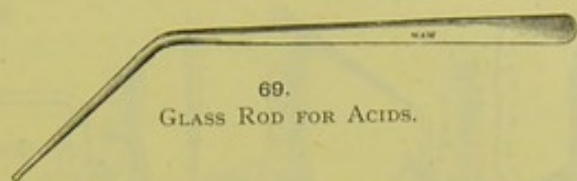
AIR BAGS, GLASS ROD, HOOKS, KNIVES, SCREWS, AND SCOOPS.




HOOKS FOR  
EXTRACTING  
FOREIGN BODIES.



95.  
KNIFE, GRUBER'S.




69.  
GLASS ROD FOR ACIDS.



96.  
KNIFE FOR DIVIDING ADHESIONS, PROUT'S.




132.  
PROBE FOR THE APPLICATION OF DRESSINGS, ETC.



145.  
SCREW HOOK FOR EXTRACTING FOREIGN BODIES.



133.  
PROBE FOR THE APPLICATION OF  
DRESSINGS, ETC.



97.  
KNIFE FOR DIVIDING THE TENSOR  
TYMPANI, WEBER LIEB'S.




143.  
SCREW FOR THE APPLICATION OF  
WOOL.



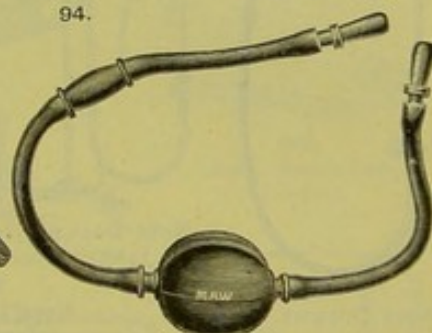
144.  
SCREW AND SCOOP FOR THE EXTRACTION  
OF FOREIGN BODIES AND  
APPLICATION OF WOOL.



KNIFE, ANGULAR, FOR DIVIDING  
ADHESIONS.



HOOK FOR EXTRACTING FOREIGN BODIES,  
BERTHOLD'S.



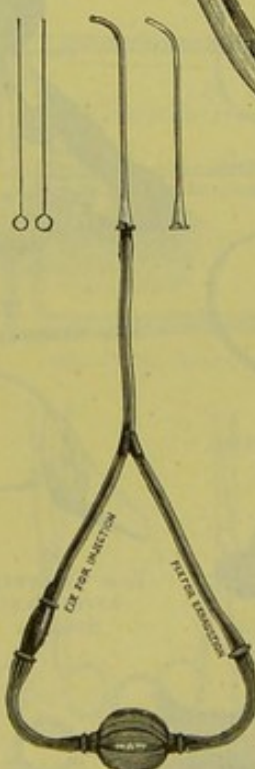
3.  
AIR BAG, COUSINS'S.



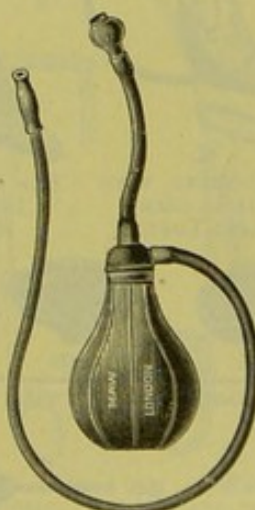
5.  
AIR BAG, POLITZER'S.



1.  
AIR BAG, ALLEN'S.



2.  
AIR BAG, COUSINS'S.



4.  
AIR BAG, MACNAUGHTON JONES'S.



SECTION V. *continued*—For CONTENTS, see page 44.

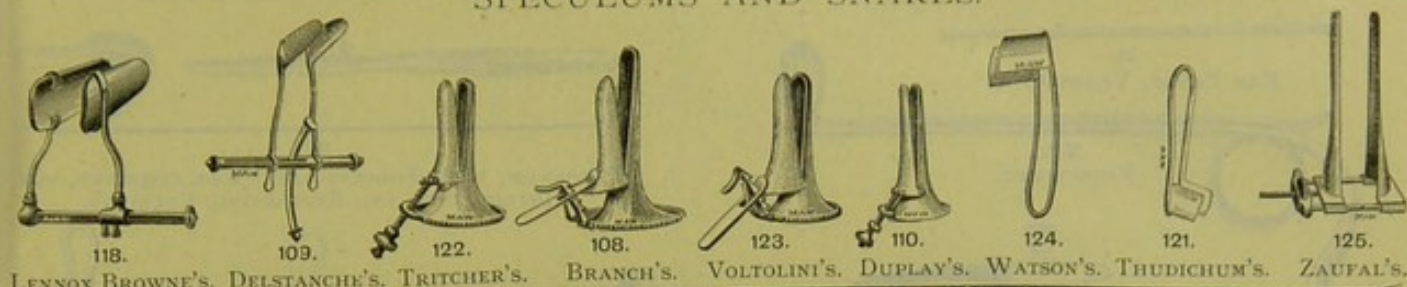
DOUCHES, EAR CHANNELS, AND TROUGH, PUS BASINS, SOUND DEADENERS, NOSE SPRAYS, EAR AND NOSE SYRINGES.



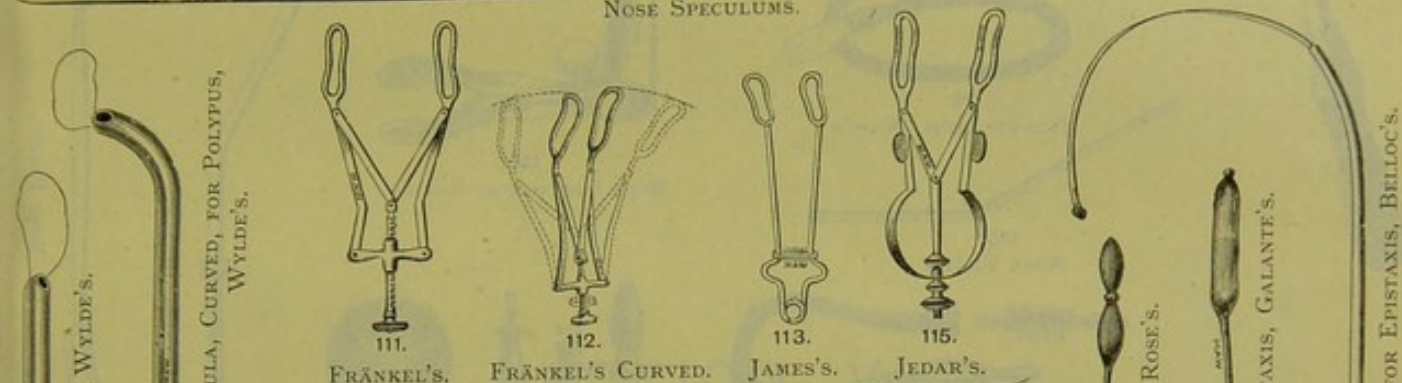


SECTION V. *continued*—For CONTENTS, see page 44.

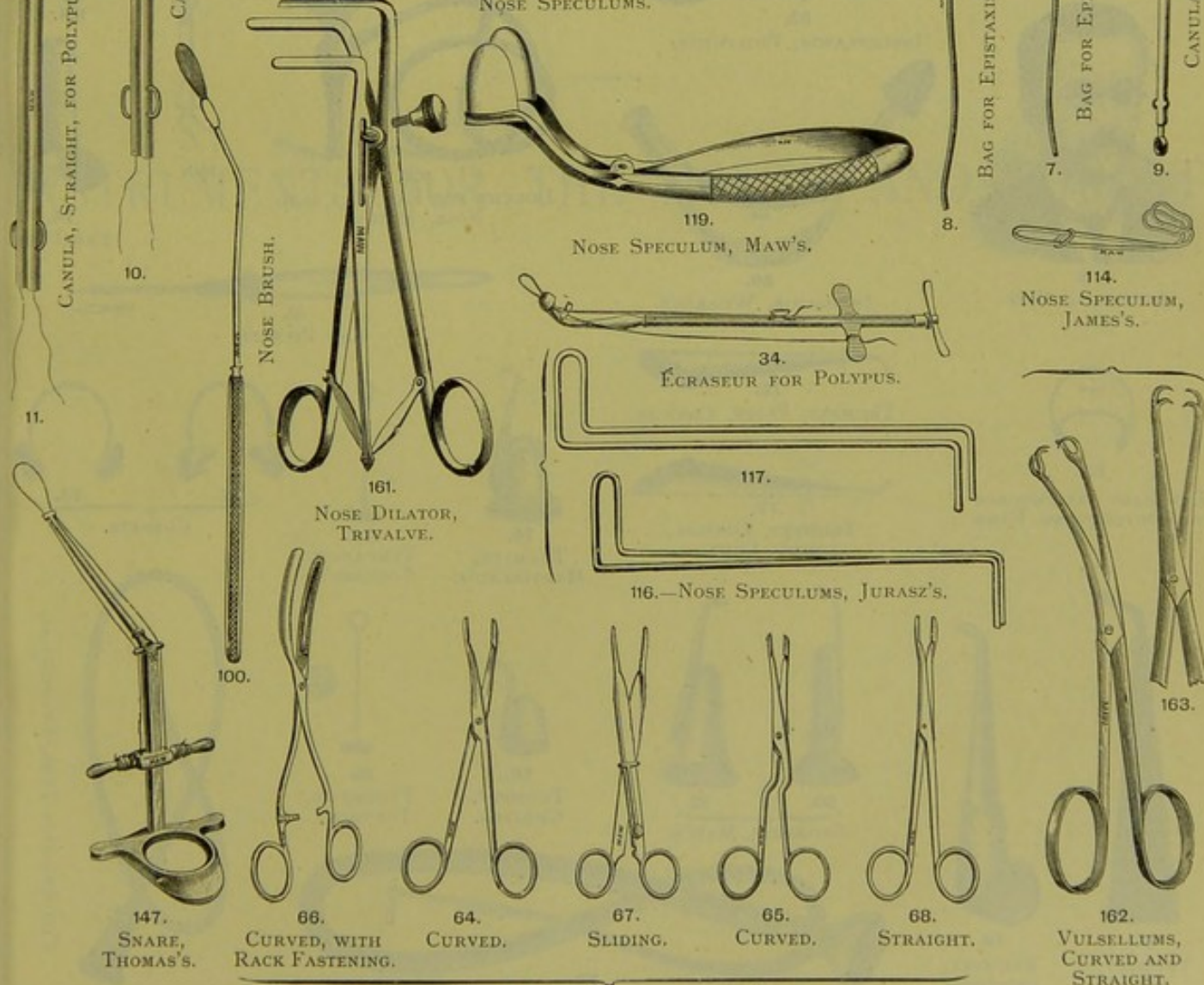
BAGS AND CANULAS FOR EPISTAXIS AND POLYPUS; NOSE FORCEPS, SPECULUMS AND SNARES.



NOSE SPECULUMS.



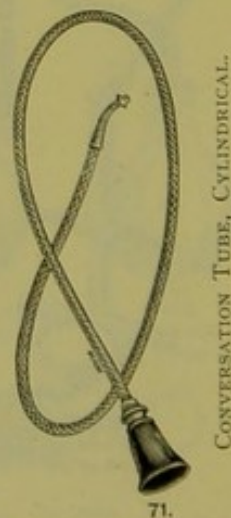
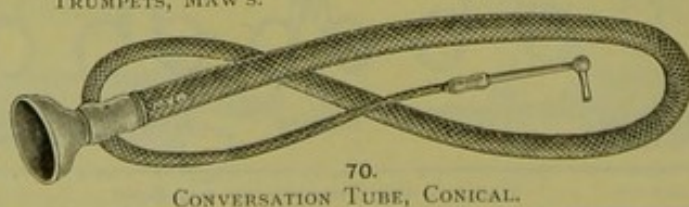
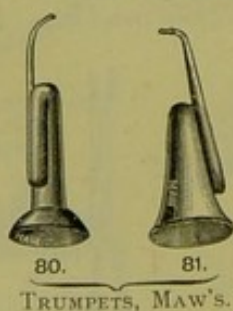
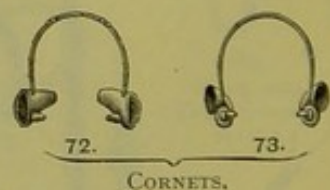
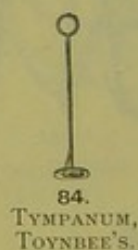
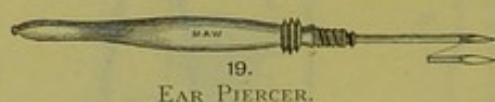
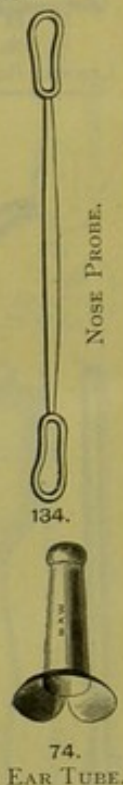
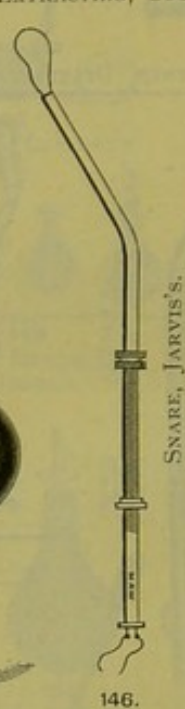
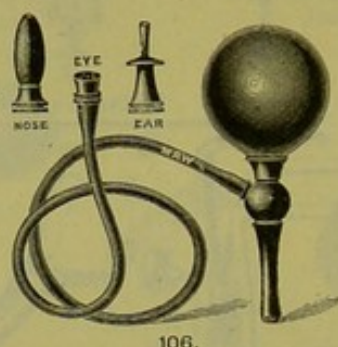
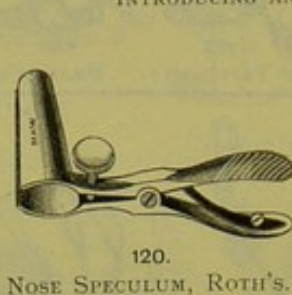
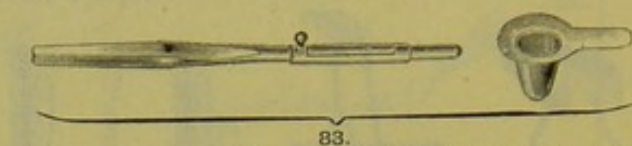
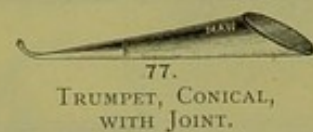

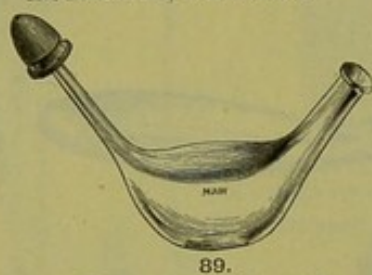

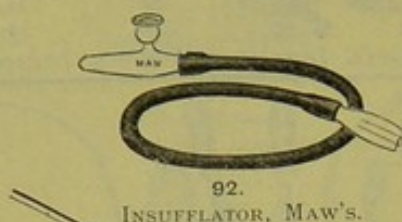
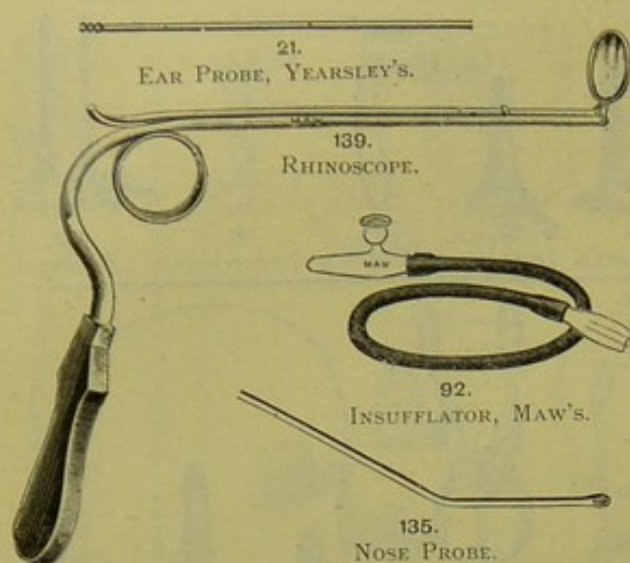
NOSE SPECULUMS.



FORCEPS FOR POLYPUS OF THE NOSE.



SECTION V. *continued*—For CONTENTS, see page 44.  
 ARTIFICIAL NOSE, DOUCHE, EAR PIERCER, EAR PROBE, HEARING  
 APPARATUS, IRRIGATOR, INSUFFLATORS, AND RHINOSCOPE





SECTION VI.



INSTRUMENTS FOR THE MOUTH AND THROAT.




# CONTENTS OF SECTION VI.

	PAGE		PAGE
APPARATUS AND TUBES FOR FEED- ING THROUGH THE NOSE AND MOUTH ... ..	70	MOUTH GAGS... ..	58
BRONCHITIS KETTLES ... ..	67	MOUTH WEDGES ... ..	58
BRUSHES ... ..	60	NOSE AND PHARYNX DOUCHE ...	60
CAUSTIC HOLDERS ... ..	60	ŒSOPHAGUS BOUGIES AND GAUGES	63
CROUP KETTLE ... ..	67	PIPETTE ... ..	60
DREDGERS ... ..	59	PROBANGS ... ..	60
FINGER PROTECTORS ... ..	54	PROBES ... ..	60
FORCEPS FOR EXTRACTING AND REMOVING FOREIGN BODIES ...	63	SNARES ... ..	63
GUILLOTINES .. ..	64	SPRAY PRODUCERS FOR THE NOSE AND THROAT ... ..	68
INHALERS ... ..	67	STOMACH PUMPS AND SYPHONS FOR WASHING OUT THE STOMACH ...	69
INSTRUMENTS FOR—		SYRINGE AND NEEDLE FOR INJECTING HYPODERMICALLY ...	61
CLEFT PALATE ... ..	56, 57	SYRINGE AND LANCET NEEDLES FOR SCARIFYING AND INJECTING HYPODERMICALLY ... ..	61
HARE-LIP ... ..	61	THROAT SYRINGES... ..	60
INTUBATION OF THE LARYNX ...	65	TONGUE DEPRESSORS ... ..	58
TRACHEOTOMY ... ..	65, 66	TONSIL FORCEPS ... ..	62
INSUFFLATORS ... ..	59	TONSIL KNIVES ... ..	64
LAMPS ... ..	53, 54	TONSIL LANCET ... ..	61
LARYNGOSCOPES FOR DIAGNOSIS ...	54, 55	TONSIL SCISSORS ... ..	64
LARYNX FORCEPS ... ..	62	TONSIL SICKLES ... ..	61
LARYNX LANCETS ... ..	61	UVULA SCISSORS ... ..	61, 64
LARYNX MIRRORS ... ..	54		



SECTION VI.  
LAMPS.



155.

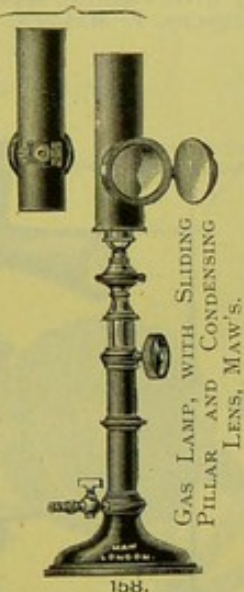


154.

ELECTRIC LAMP, WITH CAP TO PLACE OVER THE LENS FOR EXAMINING THE EYE, MAW'S, ADAPTED FOR THE HEAD, FIG. 154, OR FOR THE TABLE, FIG. 155.

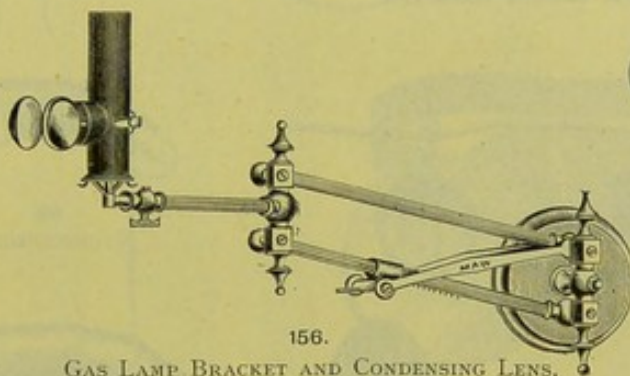


163.  
PORTABLE  
LAMP,  
COLLIN'S.



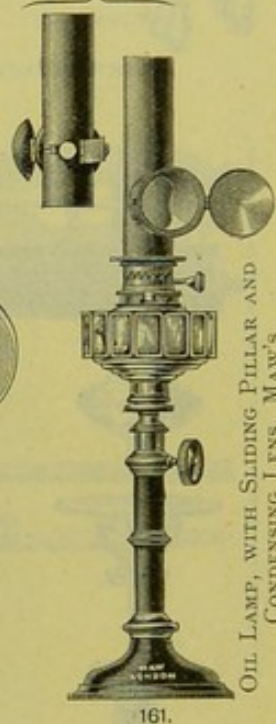
158.

GAS LAMP, WITH SLIDING  
PILLAR AND CONDENSING  
LENS, MAW'S.



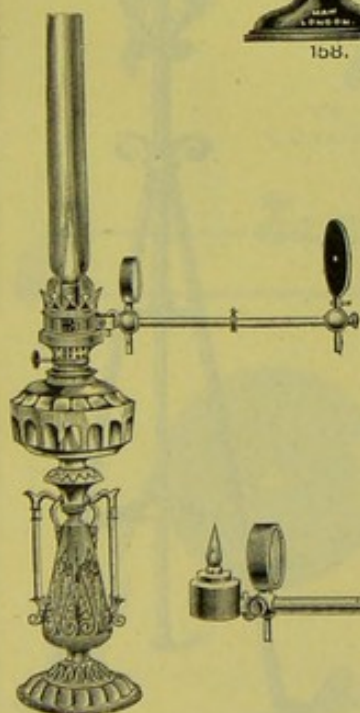
156.

GAS LAMP BRACKET AND CONDENSING LENS,  
MACKENZIE'S.



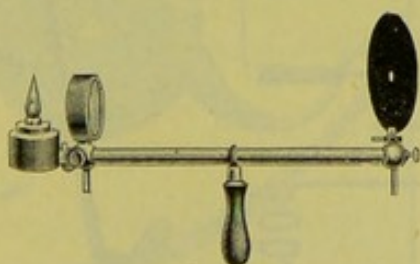
161.

OIL LAMP, WITH SLIDING PILLAR AND  
CONDENSING LENS, MAW'S.




162.

CANDLE AND OIL LAMP WITH LARYNGOSCOPE,  
TOBOLD'S.



164.

PORTABLE LAMP, WITH  
REFLECTING LENS AND MIRROR.

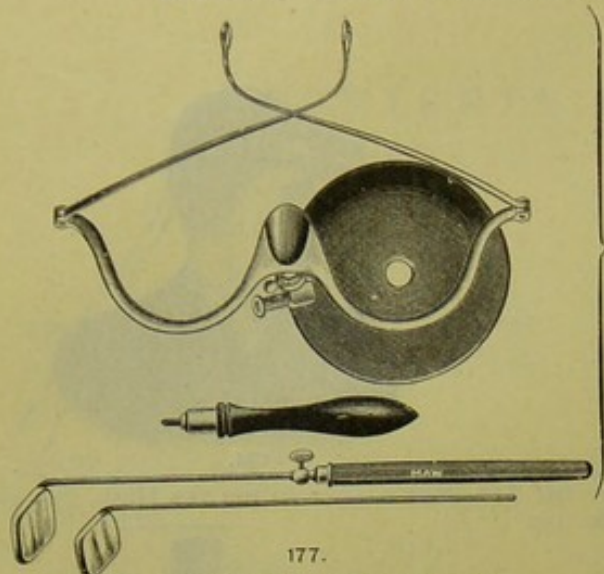


157.

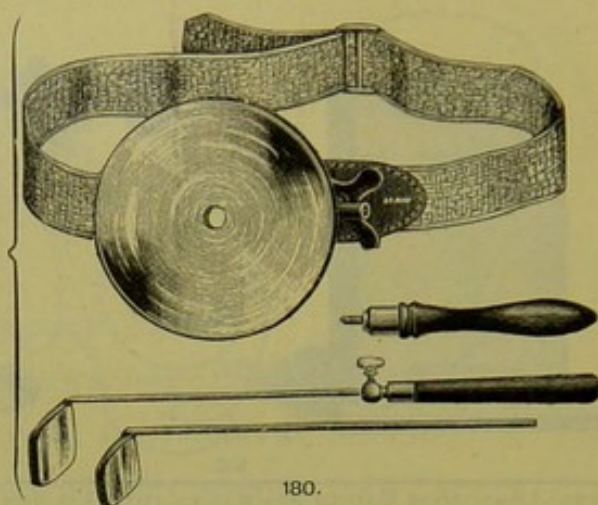
GAS LAMP BRACKET AND  
CONDENSING LENS FOR THE TABLE,  
MACKENZIE'S.



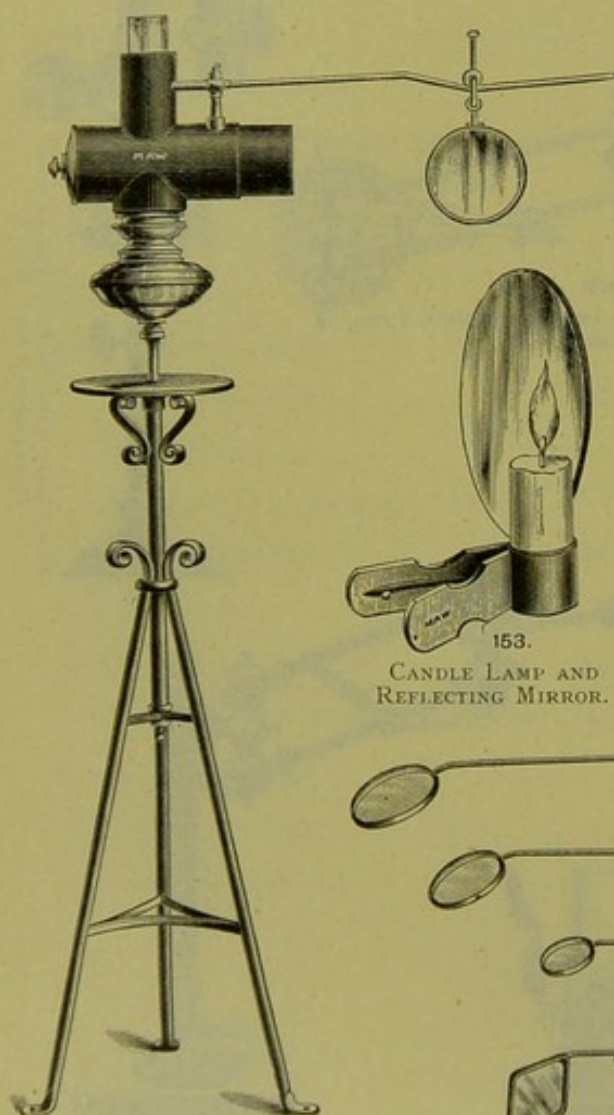
SECTION VI. *continued*—For CONTENTS, see page 52.  
 LAMPS, LARYNGOSCOPES, AND FINGER PROTECTORS.




177.  
 LARYNGOSCOPE, LENNOX BROWNE'S.



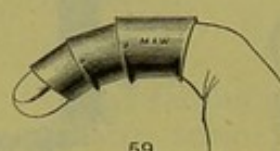
180.  
 LARYNGOSCOPE, WITH FRONTAL BAND AND TWO MIRRORS, F. MASON'S.



160.  
 OIL LAMP, LARYNGOSCOPE, AND CONDENSING LENS, ON TRIPOD STAND, LEWIN'S.



153.  
 CANDLE LAMP AND REFLECTING MIRROR.



59.  
 LANGENBECK'S.




61.  
 ZAUFAL'S.




60.  
 LENNOX BROWNE'S.


FINGER PROTECTORS.



169.




170.




171.

LARYNX MIRRORS.

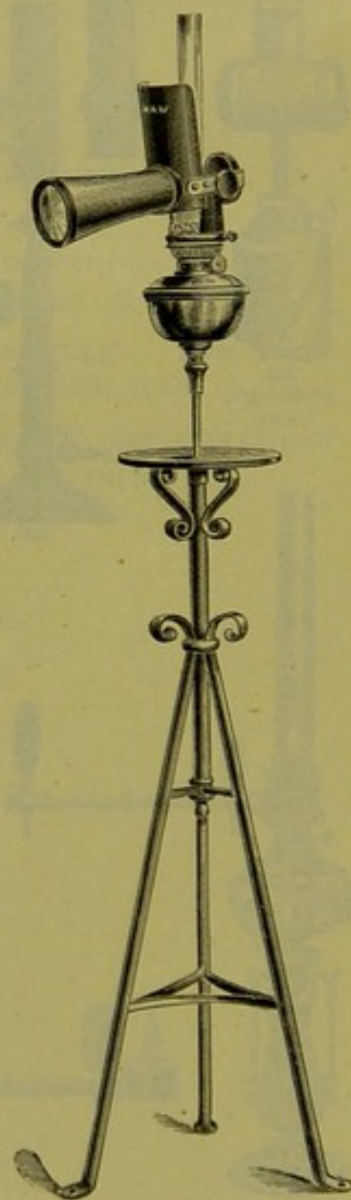


172.



173.

LARYNX MIRRORS, PROSSER JAMES'S.

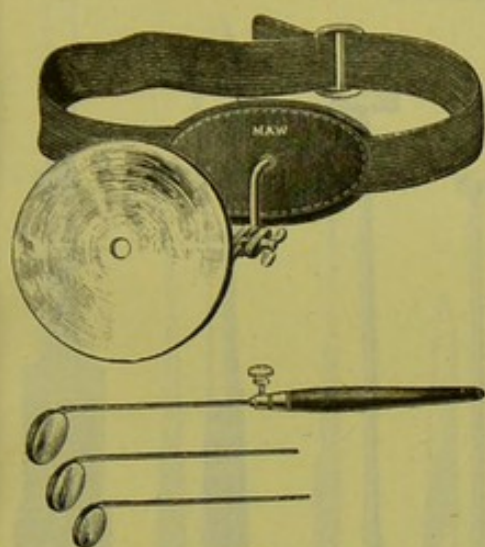


159.  
 OIL LAMP AND CONDENSING LENS, ON TRIPOD STAND.

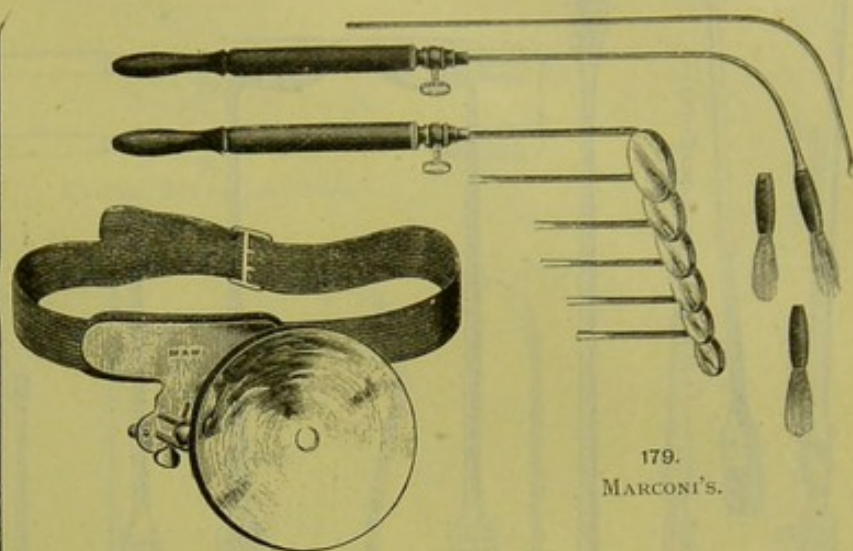


SECTION VI. *continued*—For CONTENTS, see page 52.

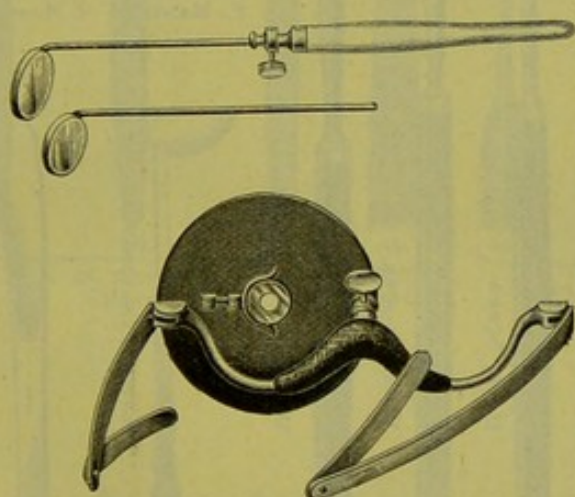
LARYNGOSCOPES.



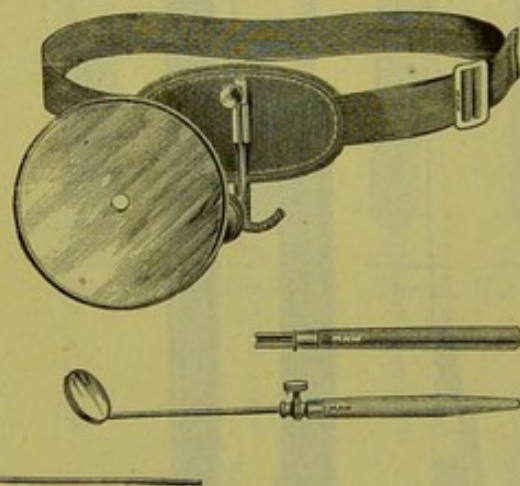
181.  
MAW'S IMPROVED.



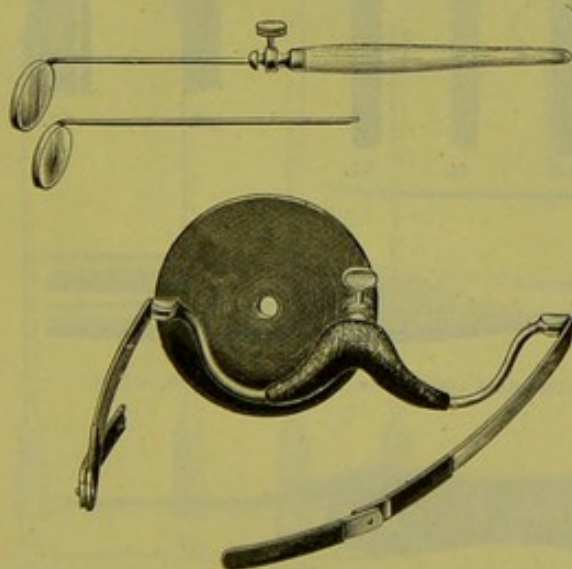
179.  
MARCONI'S.



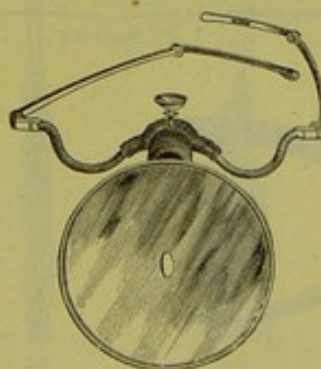
174.  
CALMETTE'S.



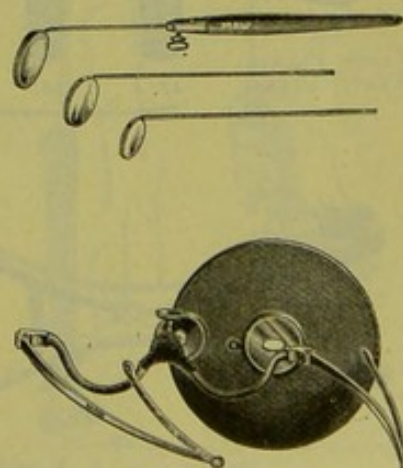
182.  
TÜRCK'S.



175.  
DUPLAY'S.



178.  
MACKENZIE'S.



176.  
PROSSER-JANE'S.




SECTION VI. *continued*—For CONTENTS, see page 52.

## INSTRUMENTS FOR CLEFT PALATE.



FORCEPS, TENACULUM POINTS.

20.




FORCEPS, SERRATED POINTS.

19.



50.

CLEFT PALATE  
TEAT, COLES'S.


STEEL BRUSH.

17.



NEEDLES, ANGULAR, RIGHT AND LEFT.

34.



NEEDLES, ANGULAR, RIGHT AND LEFT.

35.



HOOK, DOUBLE.

21.



HOOK, SCREW.

24.



WIRE TWISTER.

51.



WIRE TWISTER.


52.




48.

RASPATORY,  
F. MASON'S.

18.

CHISEL,  
F. MASON'S.

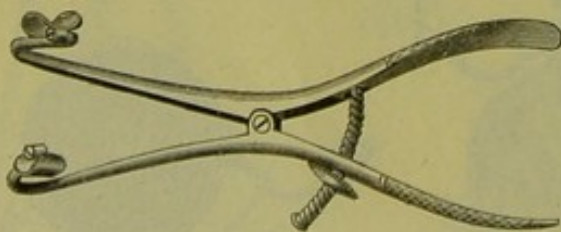
30.

KNIFE,  
FERGUSSON'S.

47.

RASPATORY.

T. SMITH'S.



89.

MOUTH GAG, F. MASON'S.



49.

SCISSORS CURVED ON THE FLAT, F. MASON'S.




15.

AWL, F. MASON'S.

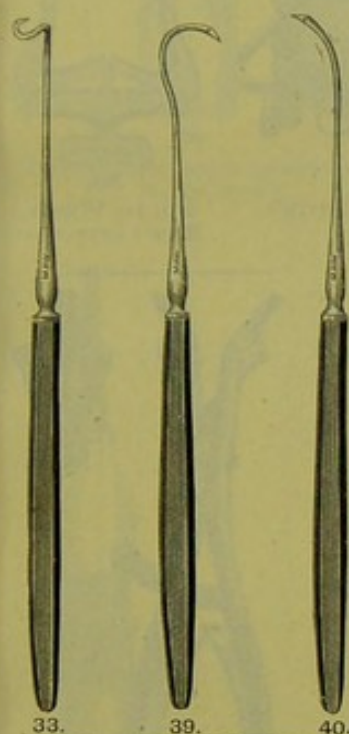


SECTION VI. *continued*—For CONTENTS, see page 52.

INSTRUMENTS FOR CLEFT PALATE—*continued*.



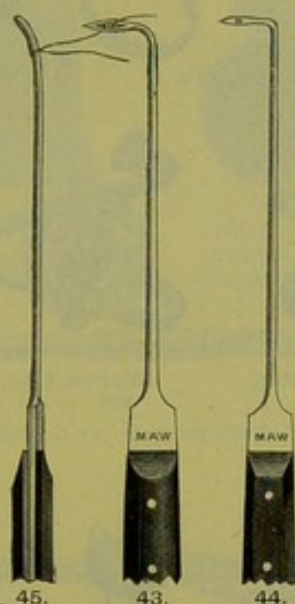
KNIVES, BLUNT AND SHARP.



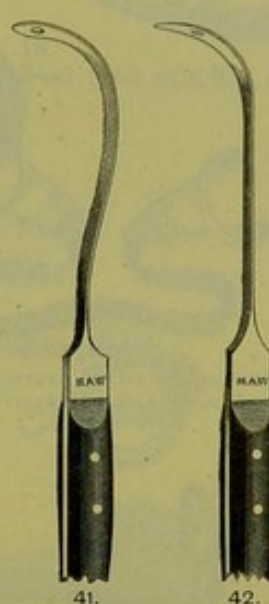
NEEDLES, ANGULAR AND CURVED.



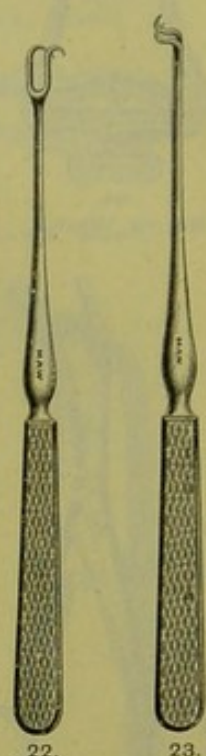
BISTOURY, STRAIGHT.



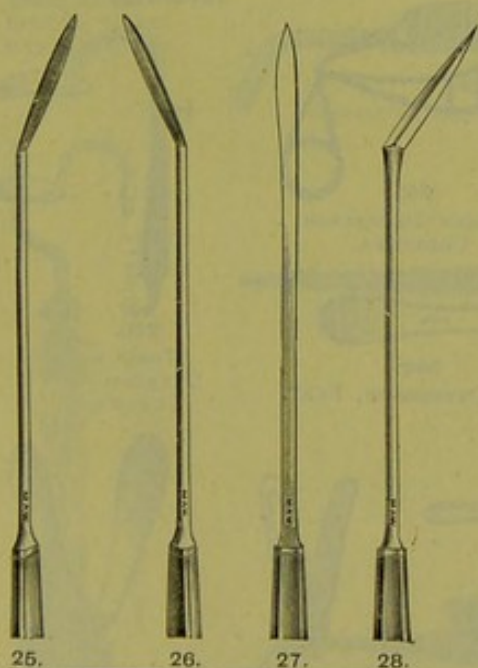
NEEDLES, T. SMITH'S.




NEEDLES, F. MASON'S.



HOOKS, DOUBLE.



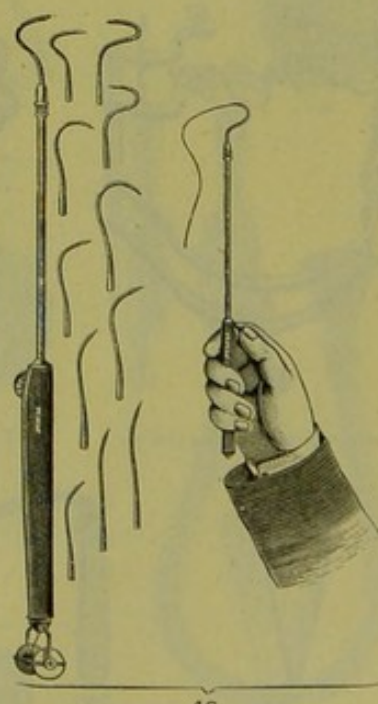
KNIVES, ANGULAR AND STRAIGHT.



NEEDLES, CURVED.



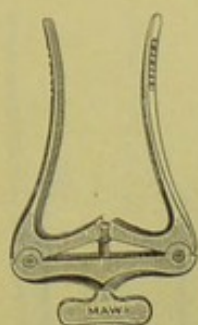
KNIFE, CURVED, SHARP.



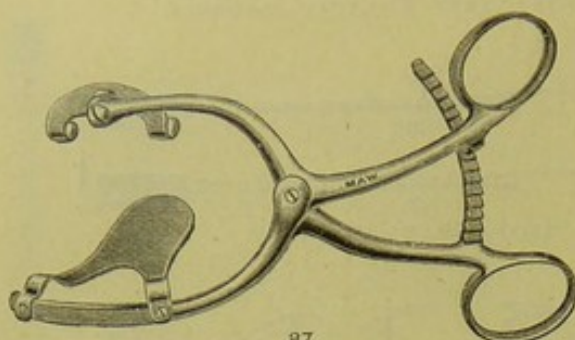
NEEDLE HOLDER, WITH TWELVE NEEDLES, T. SMITH'S.



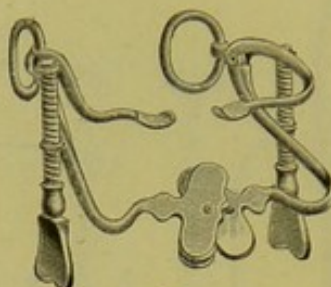
SECTION VI. *continued*—For CONTENTS, see page 52.  
MOUTH GAGS, MOUTH WEDGES, AND TONGUE DEPRESSORS.



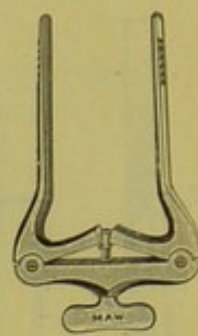
94.  
MOUTH WEDGE.



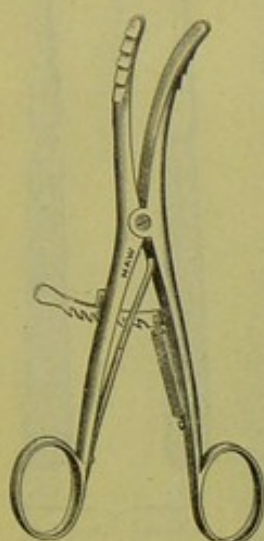
87.  
MOUTH GAG, IMPROVED, COLLIN'S.



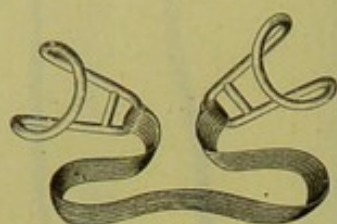
91.  
MOUTH GAG, T. SMITH'S.




96.  
MOUTH WEDGE,  
MAW'S IMPROVED.



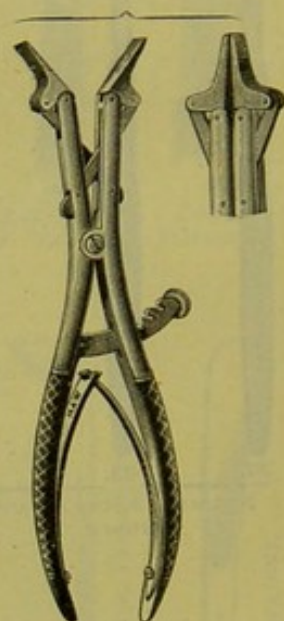
85.  
MOUTH GAG,  
T. H. CHITTENDEN'S.



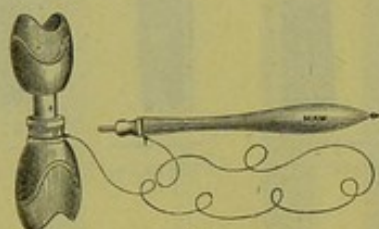
93a.  
RETRACTOR FOR KEEPING THE  
MOUTH OPEN, BALCO'S.



88.  
MOUTH GAG, GOWAN'S.



95.  
MOUTH WEDGE,  
IMPROVED.



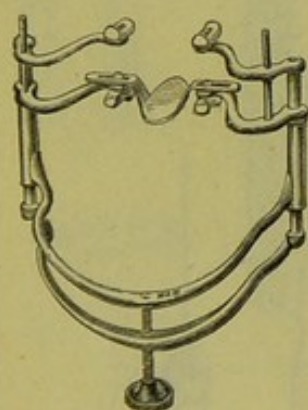
93.  
MOUTH GAG WITH  
SPRING, VULCANITE.



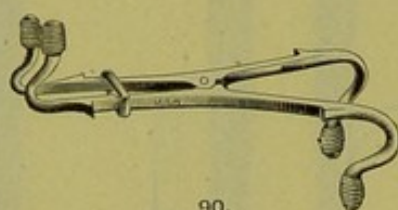
92.  
MOUTH GAG,  
VULCANITE.



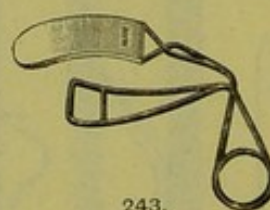
246.  
TONGUE DEPRESSOR,  
FRÄNKEL'S.



86.  
MOUTH GAG, COLLIN'S.




90.  
MOUTH GAG, ROSE'S.



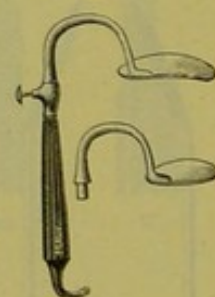
243.  
TONGUE DEPRESSOR,  
COUSINS'S.



245.  
TONGUE DEPRESSOR, FLAT,  
VULCANITE.



244.  
TONGUE DEPRESSOR, FLAT.



250.  
TONGUE  
DEPRESSOR,  
TÜRCK'S.



247.  
TONGUE DEPRESSOR,  
HINGED, WITH  
GROOVED  
EXTREMITIES.



240.  
TONGUE  
DEPRESSOR,  
ANGULAR  
EBONY HANDLE.



241.  
TONGUE  
DEPRESSOR,  
ANGULAR  
METAL HANDLE.



249.  
TONGUE  
DEPRESSOR,  
SERRATED  
BLADES.



242.  
TONGUE  
DEPRESSOR.



251.  
TONGUE  
DEPRESSOR,  
WISE'S.




248.  
TONGUE DEPRESSOR,  
CONCAVE BLADES,  
HINGED,  
LAYCOCK'S.



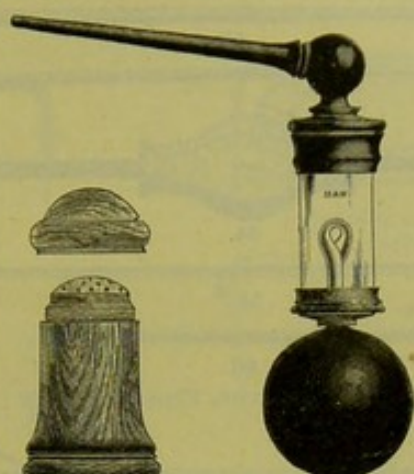
SECTION VI. *continued*—For CONTENTS, see page 52.

DREDGERS AND INSUFFLATORS.



136.

INSUFFLATOR, WITH INDIA-RUBBER BALL, MAW'S.



134.

INSUFFLATOR, ANGULAR PIPE, GLASS BARREL.




57.

IODOFORM DREDGER.



135.

INSUFFLATOR, GLASS, MAW'S.



143.

INSUFFLATOR, PORTABLE, MAW'S.



138.

INSUFFLATOR, INDIA-RUBBER BOTTLE, GLASS CHAMBER, MAW'S.



144.

INSUFFLATOR, RAUCHFAUSS'S.



145.

INSUFFLATOR, RAUCHFAUSS'S.




146.

INSUFFLATOR, SCHRÖTTER'S.




141.

INSUFFLATOR, PARTSCH'S.




58.

DREDGER, MAW'S.




137.

INSUFFLATOR, INDIA-RUBBER BOTTLE AND GLASS BARREL.




140.

INSUFFLATOR, KABIESKE'S.



139.

INSUFFLATOR, INDIA-RUBBER, WITH CUP.

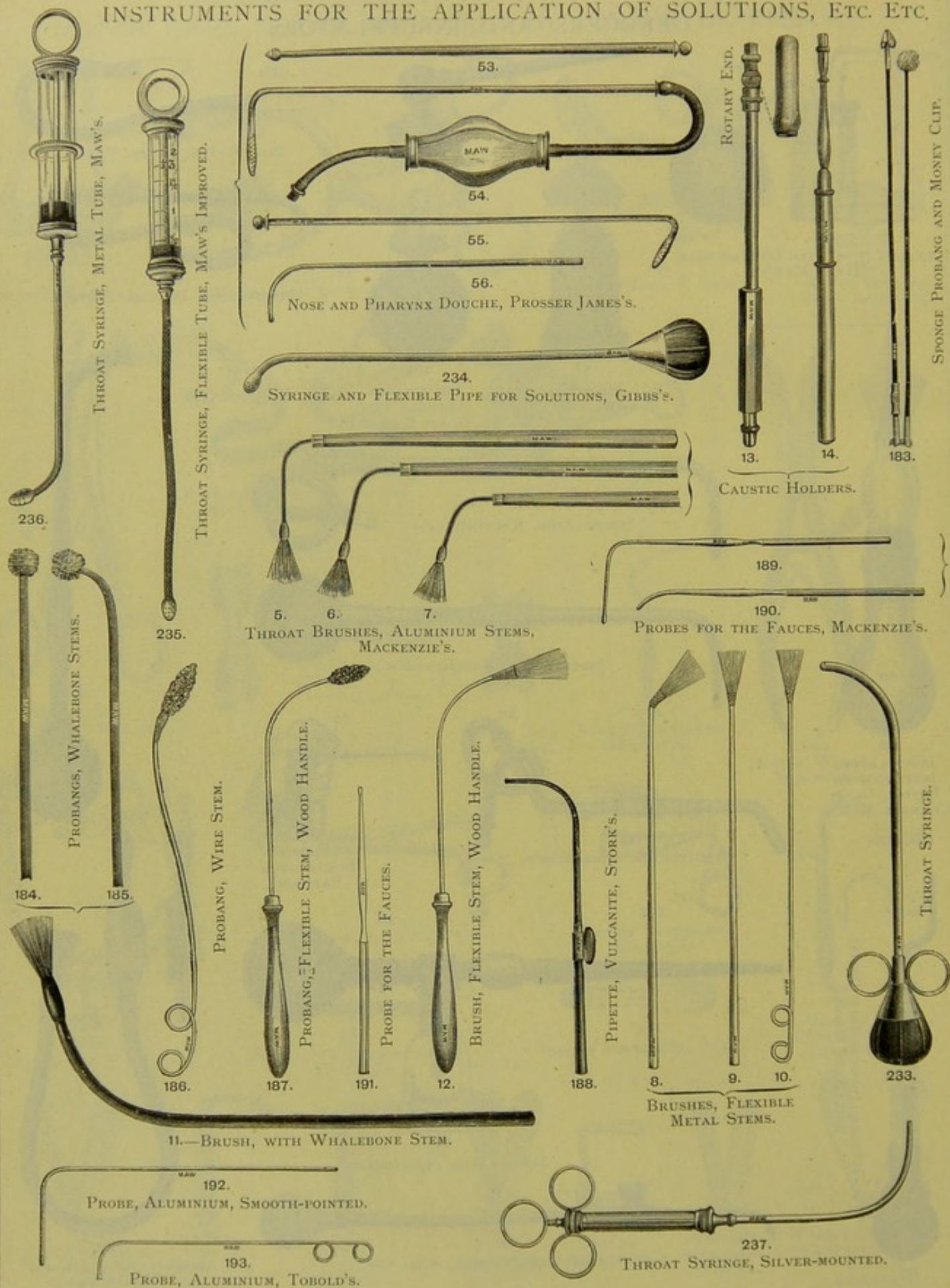


142.

INSUFFLATOR, "J. R. P.," PHILFOTS'S.



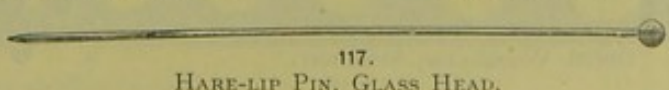



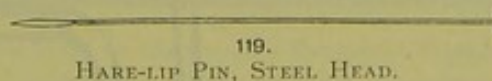
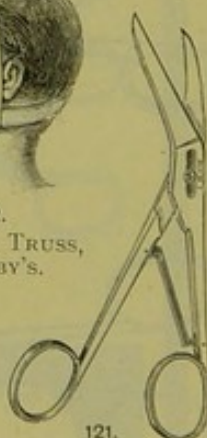
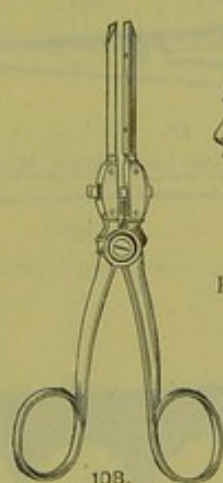
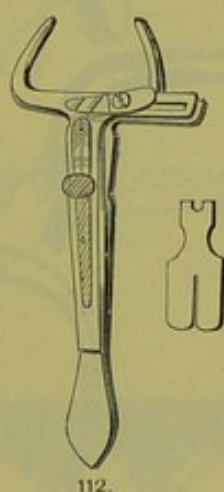
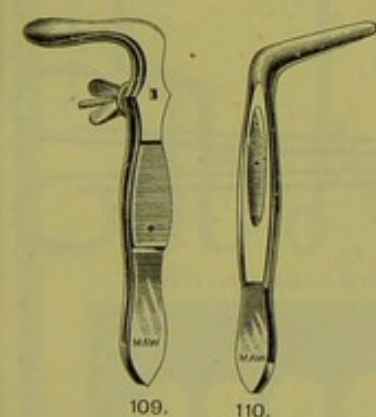
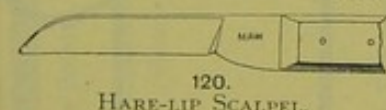






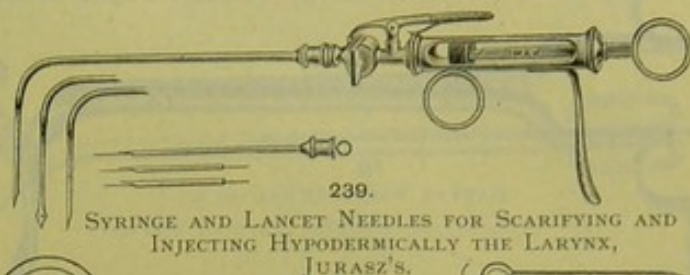
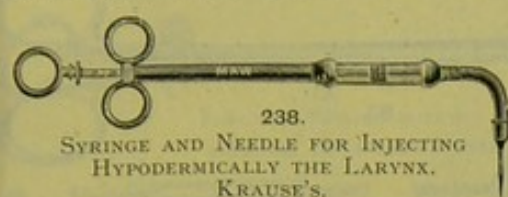
SECTION VI. *continued*—For CONTENTS, see page 52.  
INSTRUMENTS FOR THE APPLICATION OF SOLUTIONS, ETC. ETC.





SECTION VI. *continued*—For CONTENTS, see page 52.


INSTRUMENTS FOR SCARIFYING AND INJECTING THE LARYNX, THE EXCISION OF THE TONSILS AND UVULA, AND FOR HARE-LIP OPERATIONS.



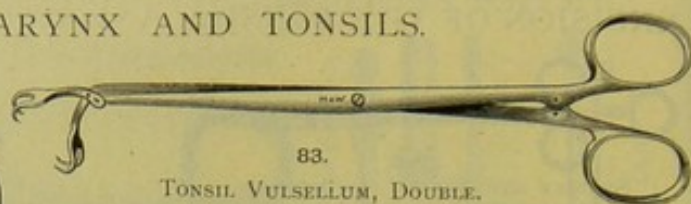


SECTION VI. *continued*—For CONTENTS, see page 52.


## FORCEPS FOR THE LARYNX AND TONSILS.



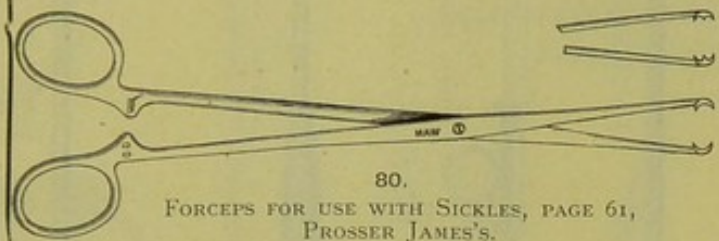
70.  
LARYNX FORCEPS, FAUVEL'S.




83.  
TONSIL VULSELLUM, DOUBLE.



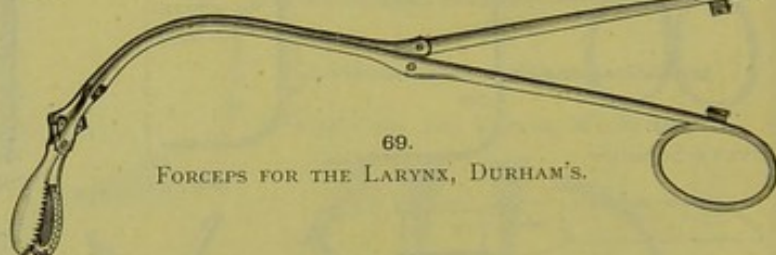
81.



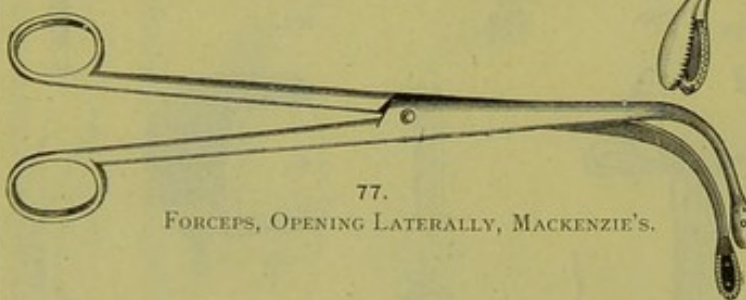
80.  
FORCEPS FOR USE WITH SICKLES, PAGE 61,  
PROSSER JAMES'S.



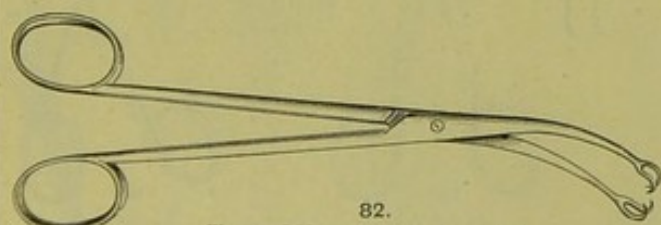
66.  
FORCEPS FOR CRUSHING.




69.  
FORCEPS FOR THE LARYNX, DURHAM'S.



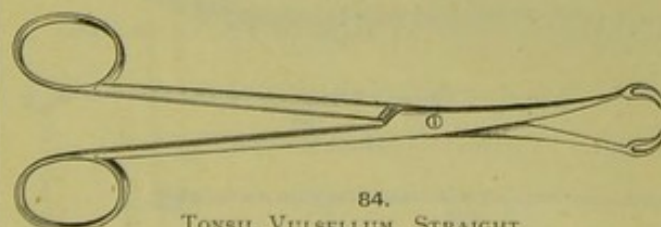
77.  
FORCEPS, OPENING Laterally, MACKENZIE'S.



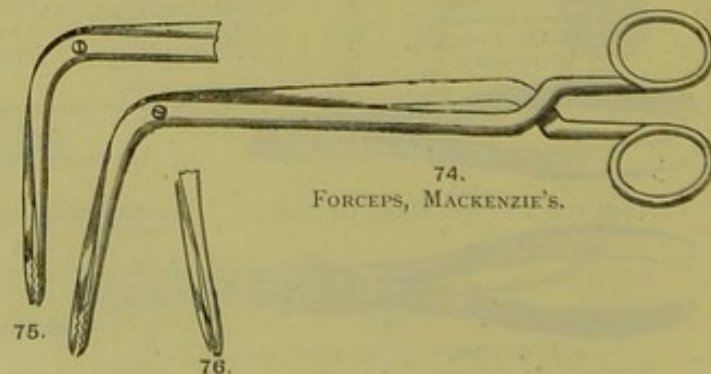
82.  
TONSIL VULSELLUM, CURVED.



72.  
FORCEPS, IMPROVED COMPOUND-ACTION.



84.  
TONSIL VULSELLUM, STRAIGHT.



74.  
FORCEPS, MACKENZIE'S.

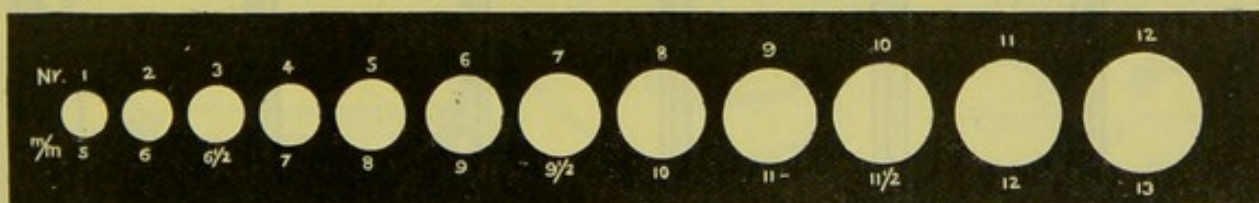
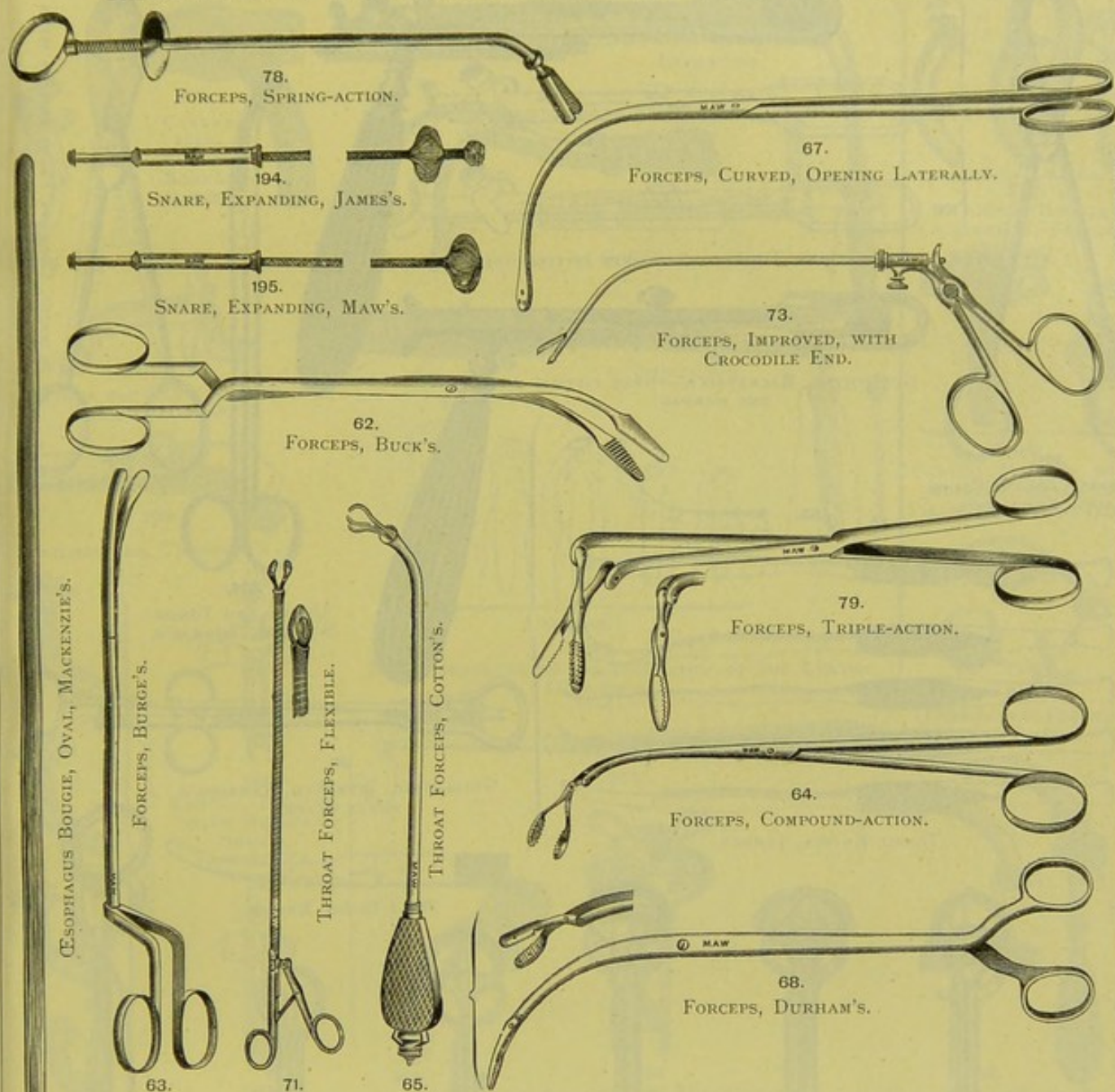
75.

76.




SECTION VI. *continued*—For CONTENTS, see page 52.

INSTRUMENTS FOR THE EXTRACTION OF FOREIGN BODIES, AND  
REMOVAL OF OBSTRUCTIONS, ETC., FROM THE ŒSOPHAGUS.



3.  
GAUGE FOR SIZES OF ŒSOPHAGUS BOUGIES, CYLINDRICAL.

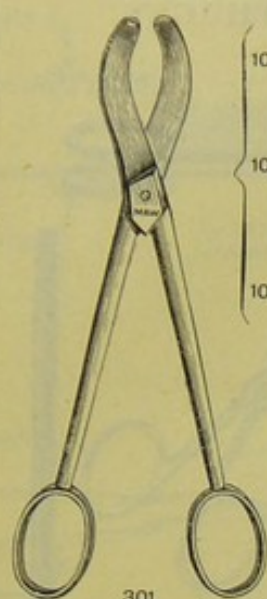
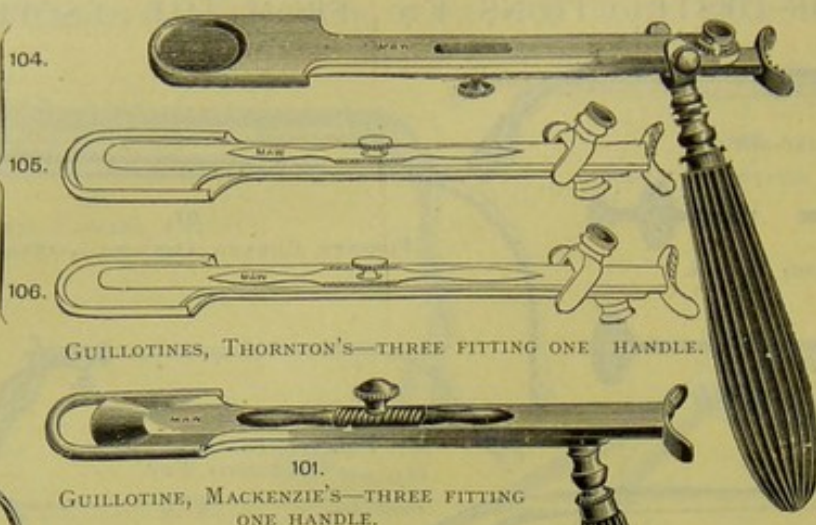
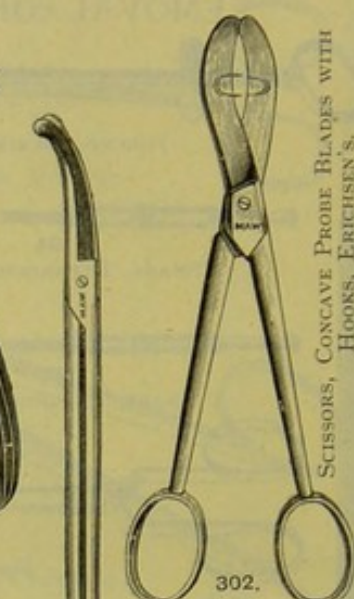
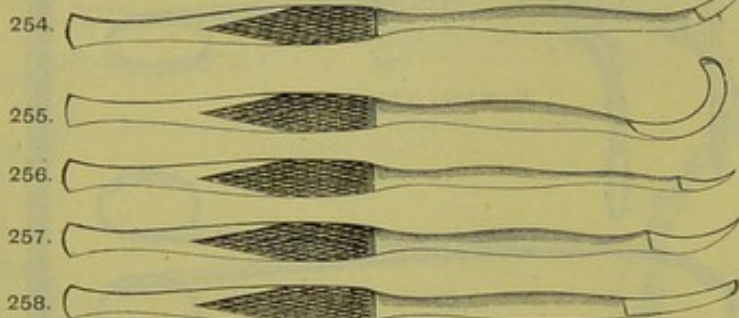
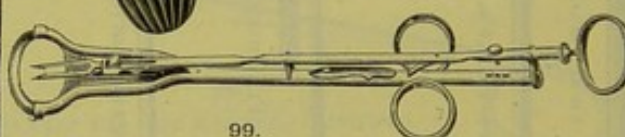



4.  
GAUGE FOR SIZES OF ŒSOPHAGUS BOUGIES, OVAL.



SECTION VI. *continued*—For CONTENTS, see page 52.

## INSTRUMENTS FOR EXCISION OF THE TONSILS, UVULA, ETC.


301.  
SCISSORS, CONCAVE PROBE  
BLADES, ERICHSEN'S.104.  
105.  
106.  
GUILLOTINES, THORNTON'S—THREE FITTING ONE HANDLE.101.  
GUILLOTINE, MACKENZIE'S—THREE FITTING  
ONE HANDLE.SCISSORS, CONCAVE PROBE BLADES WITH  
HOOKS, ERICHSEN'S.304.  
UVULA AND TONSIL  
SCISSORS, THOMAS'S.254.  
255.  
256.  
257.  
258.  
TONSIL KNIVES, JAMES'S.99.  
GUILLOTINE, IMPROVED, LARAGON'S.  
THREE BLADES.

252.—TONSIL KNIFE.



300.

TUMOUR SYRINGE, GUARDED.

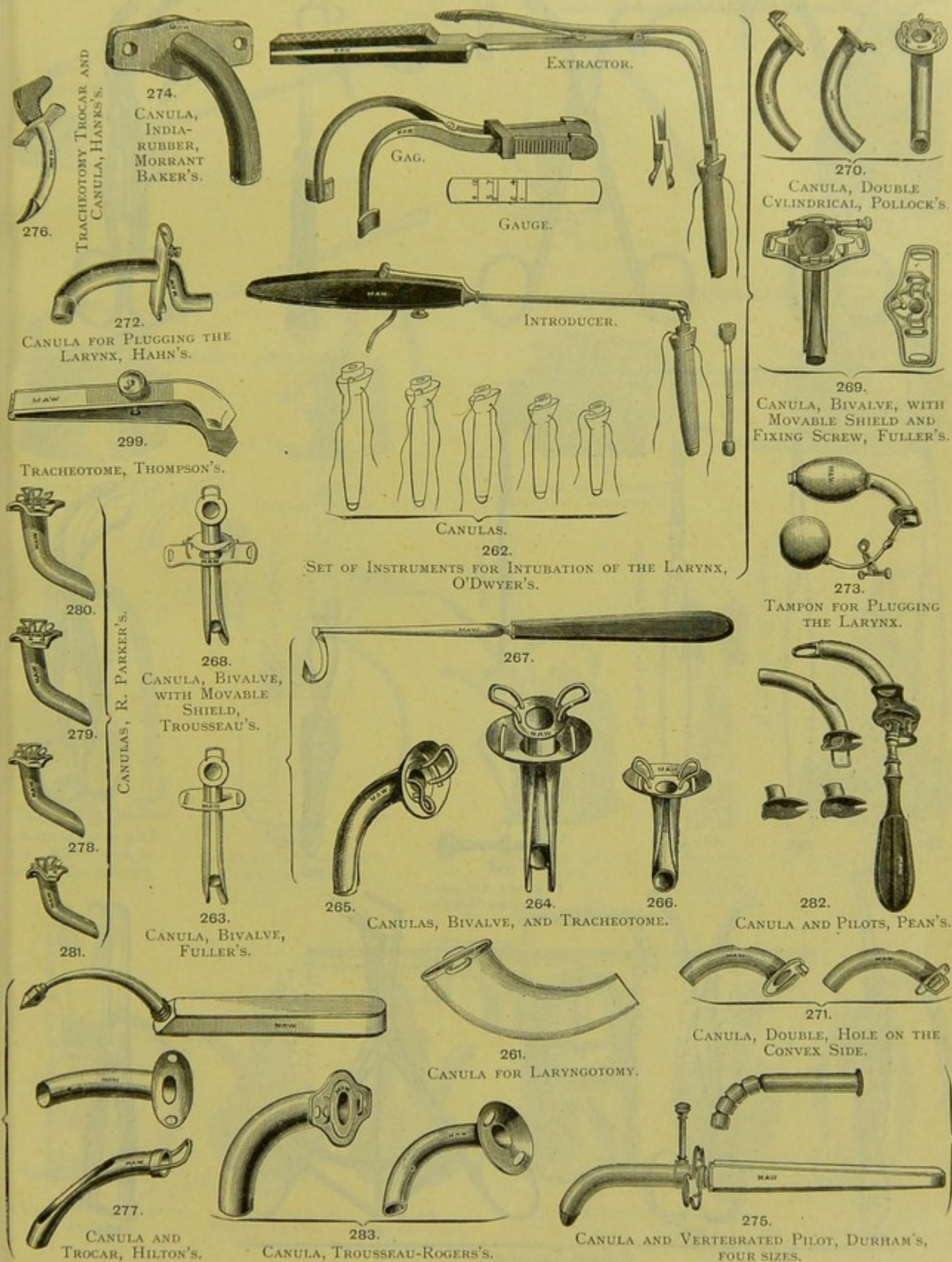
102.  
MATHIEU'S.97.  
BOECKER'S.107.  
WINDLER'S.100.  
LUER'S.103.  
RUPPRACHT'S.98.  
FIELD'S GUARDED.

GUILLOTINES.



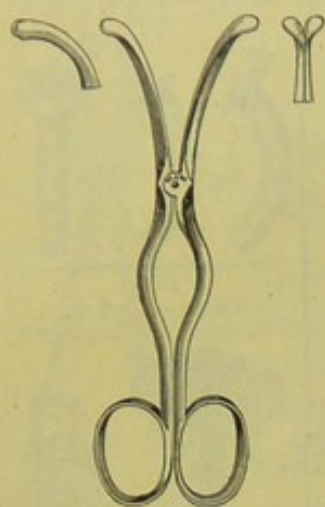
SECTION VI. *continued*—For CONTENTS, see page 52.

## INSTRUMENTS FOR TRACHEOTOMY AND INTUBATION OF THE LARYNX.



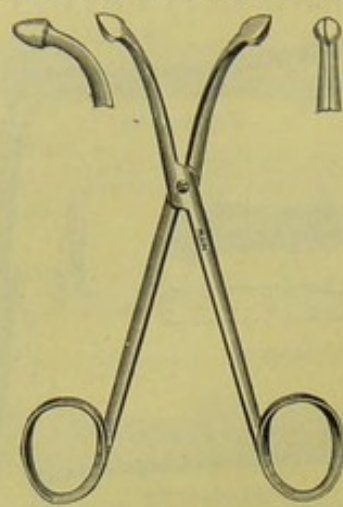


SECTION VI. *continued*—For CONTENTS, see page 52.  
INSTRUMENTS FOR TRACHEOTOMY.



286.

Trousseau's.



287.

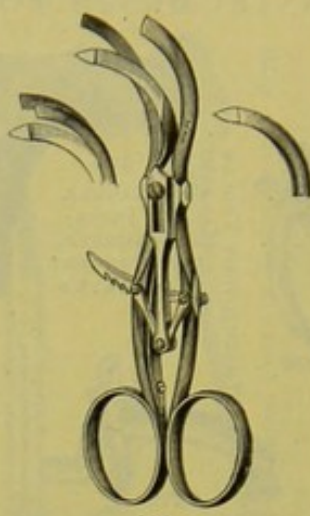
Trousseau's.

TRACHEA DILATORS.



295.

RETRACTORS.



288.

DILATOR AND TRACHEOTOME,  
AUGER'S.

294.

RETRACTOR, DOUBLE.




293.

HOOK, SHARP, GROOVED.



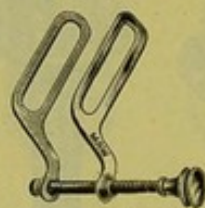
292.

HOOK, BLUNT, GROOVED.

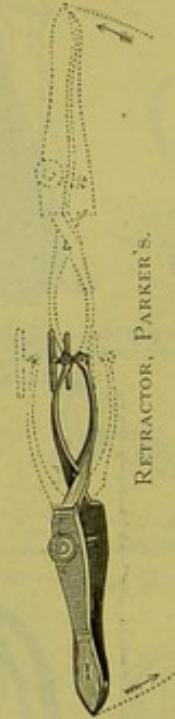


296.

RETRACTOR, DOUBLE.

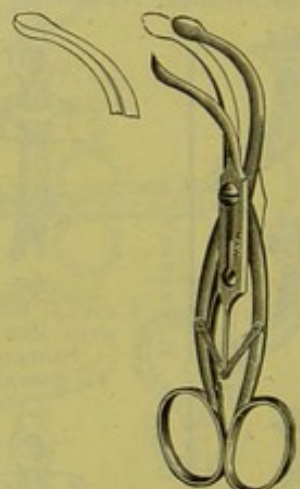


284.

TRACHEA DILATOR,  
GOLDING BIRD'S.

297.

RETRACTOR, PARKER'S.

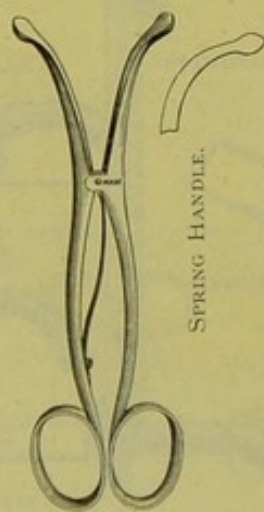


285.

TRACHEA DILATOR,  
LABORDE'S.

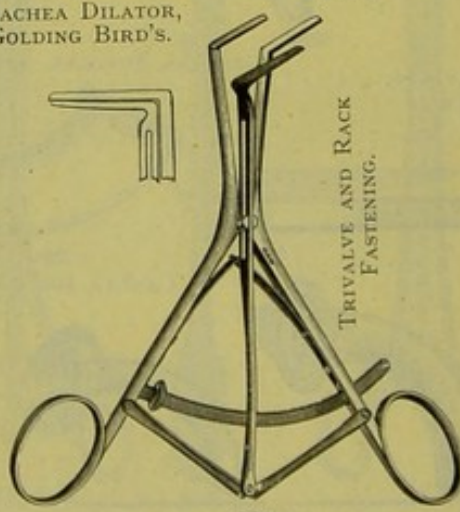
289.

LUE'R'S.



290.

SPRING HANDLE.



291.

TRIVALVE AND RACK  
FASTENING.

298.


RETRACTOR WITH RACK FASTENING.

TRACHEA DILATORS.



SECTION VI. *continued*—For CONTENTS, see page 52.


INHALERS, BRONCHITIS AND CROUP KETTLES.




151.  
BRONCHITIS KETTLE, STEAM DRAFT.



132.  
INHALER, METAL, MUDGE'S




148.  
BRONCHITIS KETTLE.




150.  
BRONCHITIS KETTLE,  
IMPROVED, MAW'S.



131.  
INHALER,  
DOUBLE-VALVED, METAL,  
MAW'S.



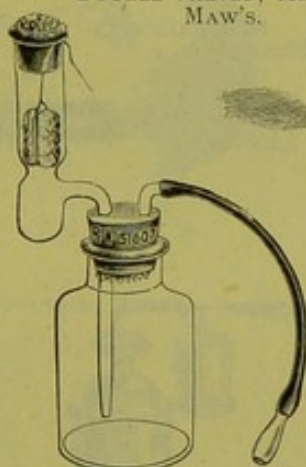
126.  
CHLORIDE OF AMMONIUM  
INHALER, VEREKER'S.



147.  
BRONCHITIS KETTLE.



126a.  
INHALER, EARTHEN-  
WARE, MACKENZIE'S.




125.  
CHLORIDE OF AMMONIUM  
INHALER, MAW'S.



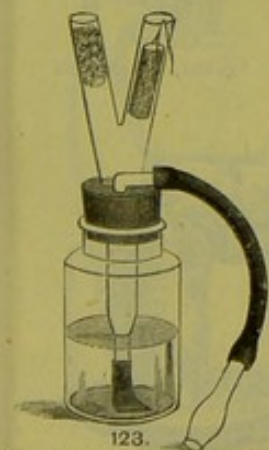
149.  
BRONCHITIS KETTLE,  
LLOYD'S.



130.  
MENTHOL  
INHALER,  
MAW'S.



133.  
FOR DRY INHALATION,  
PHILPOTS'S.



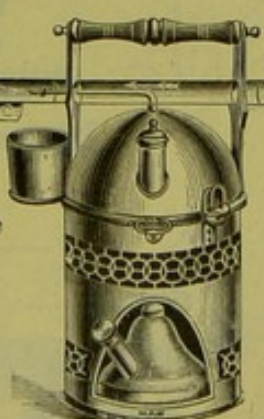
123.  
CHLORIDE OF AMMONIUM  
INHALER.



127.  
INHALER,  
EARTHENWARE,  
MAW'S.



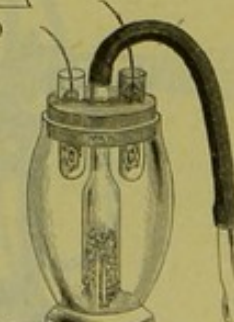
128.  
INHALER,  
EARTHENWARE,  
MAW'S.



152.  
CROUP KETTLE.



129.  
INHALER,  
DOUBLE-VALVED,  
EARTHENWARE,  
MAW'S.




124.  
CHLORIDE OF  
AMMONIUM INHALER,  
GODFREY & COOKE'S.



SECTION VI. *continued*—For CONTENTS, see page 52.

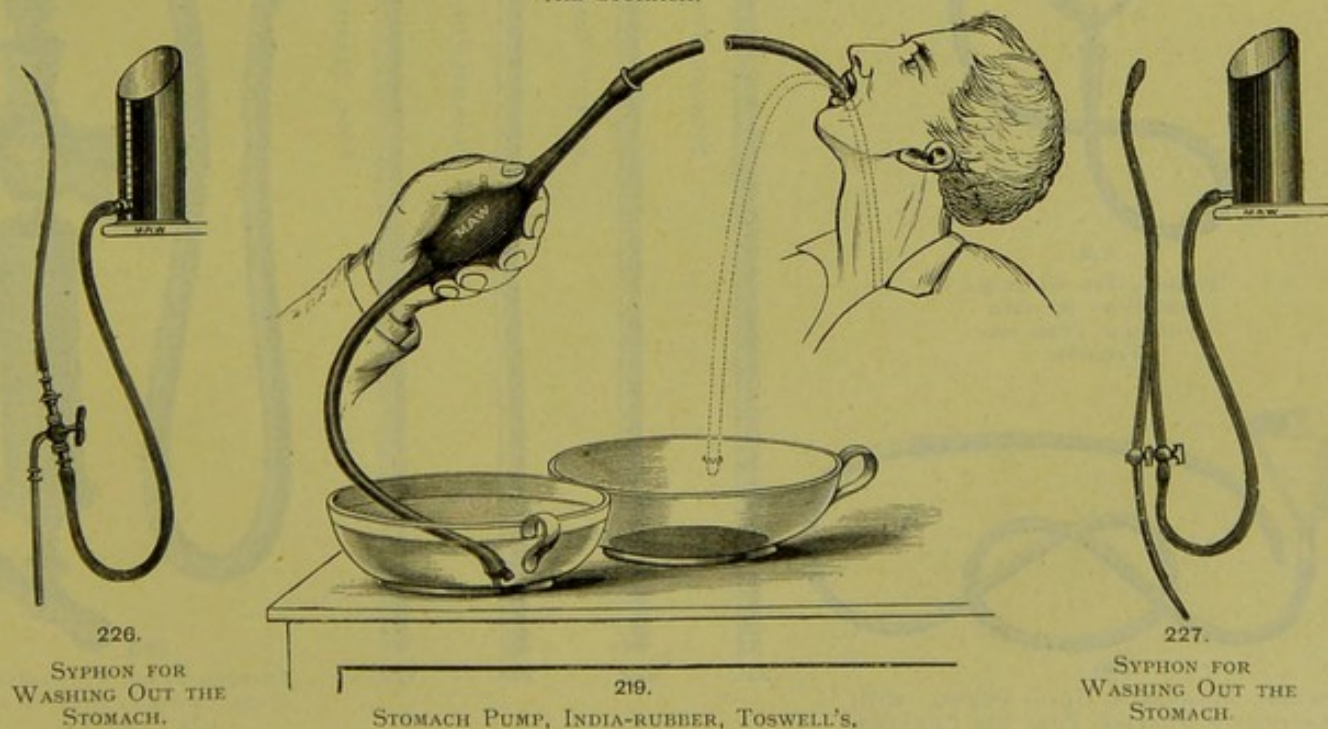
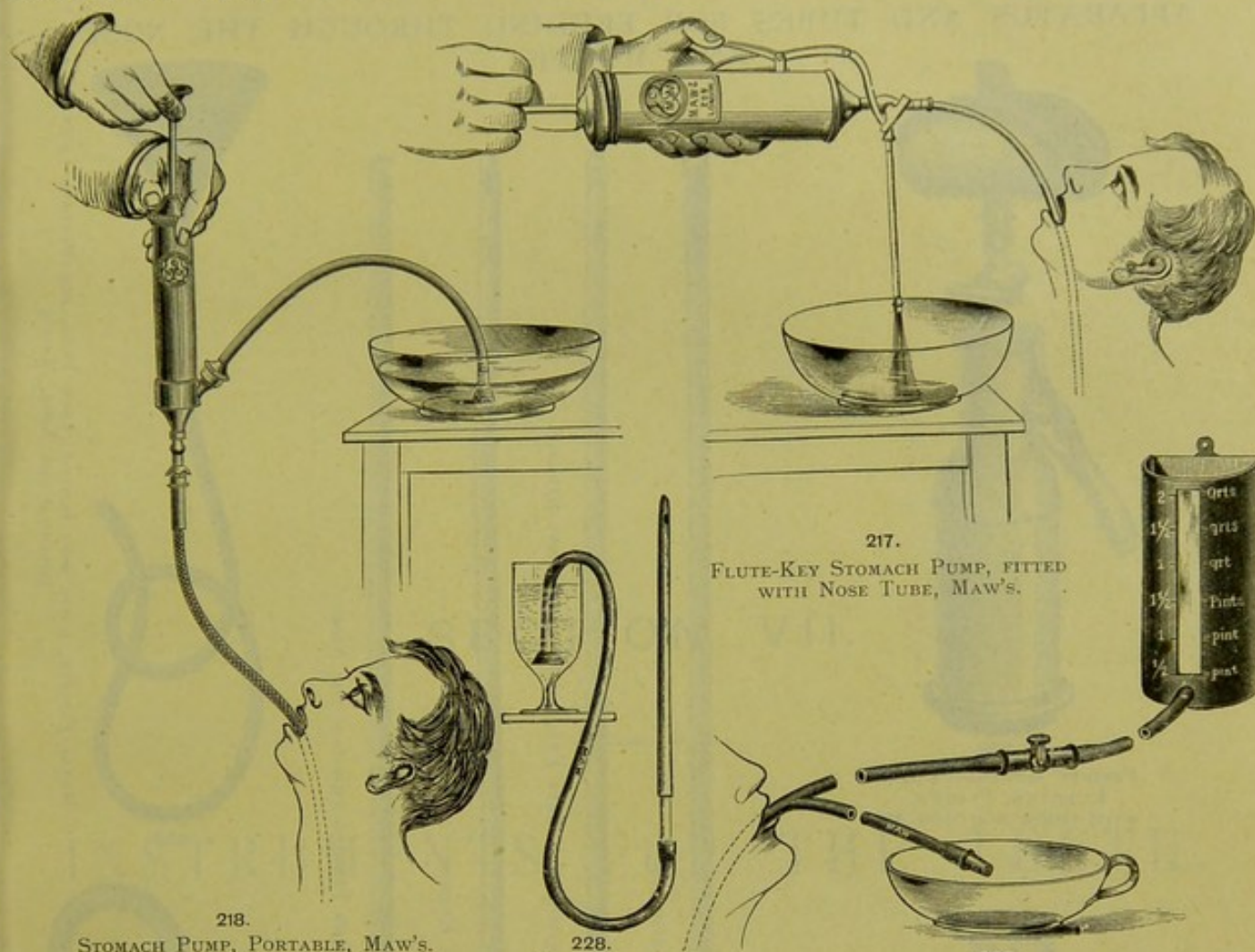
## HAND BALL AND STEAM SPRAY PRODUCERS FOR THE NOSE AND THROAT.





SECTION VI. *continued*—For CONTENTS, see page 52.


STOMACH PUMPS AND SYPHONS FOR WASHING OUT THE STOMACH.





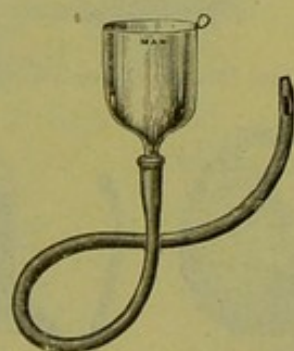
SECTION VI. *continued*—For CONTENTS, see page 52.

## APPARATUS AND TUBES FOR FEEDING THROUGH THE NOSE AND MOUTH.



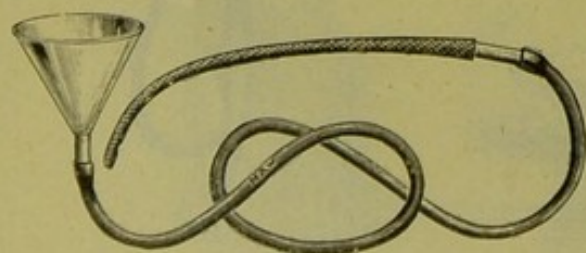
229.

FEEDING APPARATUS FOR LUNATICS, PALEY'S, WITH THREE MOUTHPIECES.



231.

SYPHON, TIN CHAMBER AND SOFT RUBBER STOMACH TUBE FOR FEEDING.



230.

FEEDING APPARATUS, GLASS FUNNEL, WITH ELASTIC-GUM STOMACH TUBE FOR LUNATICS.



STOMACH TUBE, ELASTIC-GUM.

221.



STOMACH TUBE, ELASTIC-GUM FUNNEL END, ADAPTABLE TO ANY SYRINGE.

222.




STOMACH TUBE, SOFT RUBBER.

224.



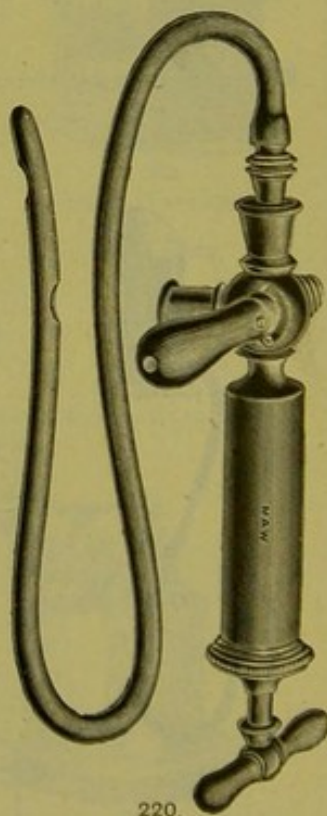
TUBE, ELASTIC-GUM, FOR FEEDING THROUGH THE NOSE.

223.



232.

METAL FUNNEL, WITH SOFT INDIA-RUBBER TUBE, FOR FEEDING LUNATICS THROUGH THE NOSE, MAW'S.



220.

FEEDING PUMP, VULCANITE, WITH TWO-WAY STOP-COCK, FOR LUNATICS.



SECTION VII.

---

INSTRUMENTS FOR THE TEETH.



## CONTENTS OF SECTION VII.

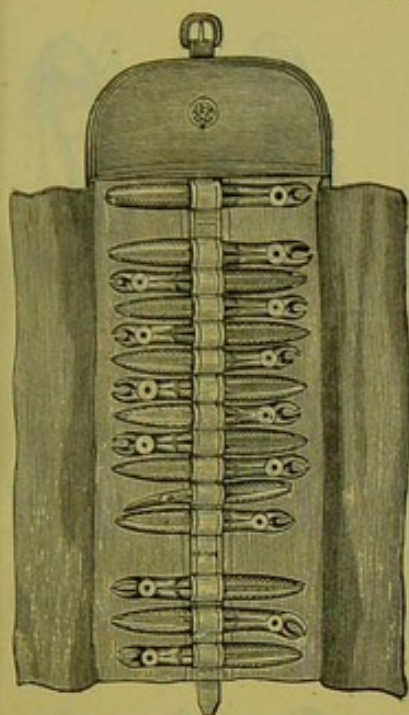
	PAGE
APPARATUS FOR GAS AND NITROUS OXIDE, CLOVER'S ... ..	73
BURNISHERS ... ..	77, 78
BURRS ... ..	78
DRILLS ... ..	79
ELEVATORS ... ..	73
ENAMEL CUTTERS ... ..	78
ETHER INHALER, CLOVER'S ... ..	73
EXCAVATORS ... ..	78
FORCEPS ... ..	73, 74, 75, 76, 78
FORCEPS IN SETS ... ..	73

	PAGE
GUM LANCETS ... ..	79, 80
IMPRESSION TRAYS ... ..	80
KEYS ... ..	80
MOUTH MIRRORS ... ..	80
PLUGGERS ... ..	77
PUNCH ... ..	73
SCALERS ... ..	77, 78, 79
SPATULAS ... ..	78
STOPPERS ... ..	78
SYRINGES ... ..	80

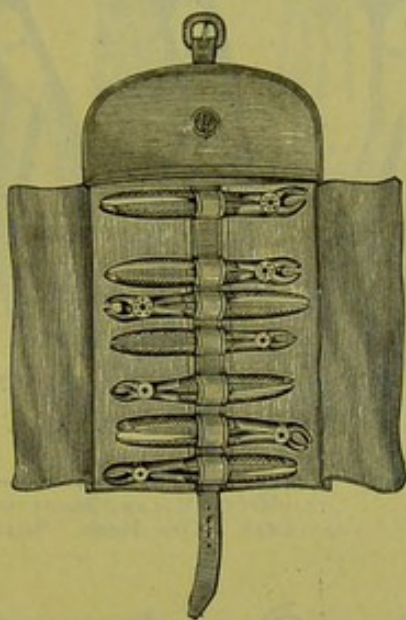


## SECTION VII.

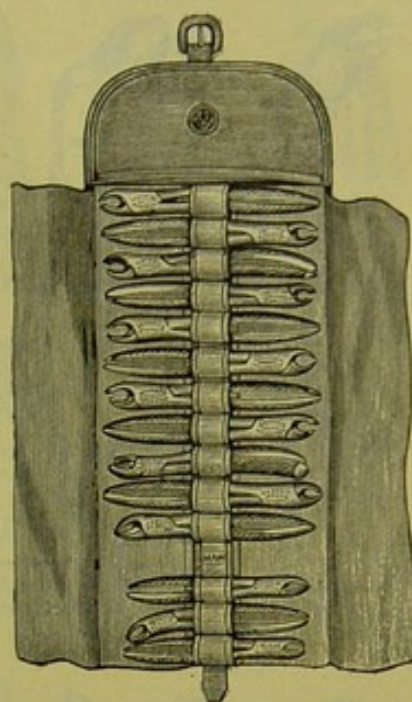
TOOTH FORCEPS, ELEVATORS AND PUNCH FOR EXTRACTION, AND  
APPARATUS FOR ANÆSTHESIA.



175.

SET OF EXTRACTION FORCEPS,  
CIRCULAR JOINT.

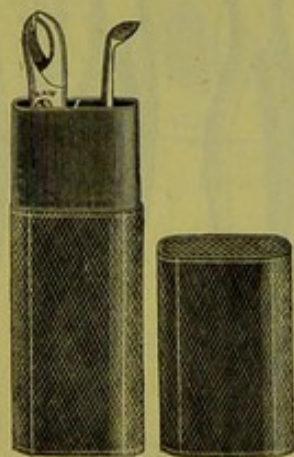
177.

SET OF EXTRACTION FORCEPS,  
DRUITT'S.


176.

SET OF EXTRACTION FORCEPS,  
CLEDON'S.

183.

INHALER FOR ETHER,  
CLOVER'S.

178.

FORCEPS AND PUNCH IN  
CASE, GORDON'S.

184.

NITROUS OXIDE AND GAS APPARATUS, CLOVER'S.

232.  
PUNCH

39.



40.



41.



42.

CLEDON'S.



43.

GUY'S HOSPITAL  
PATTERN.

38.

BELL'S.



47.




48.



49.

THOMSON'S.



44.



45.



46.

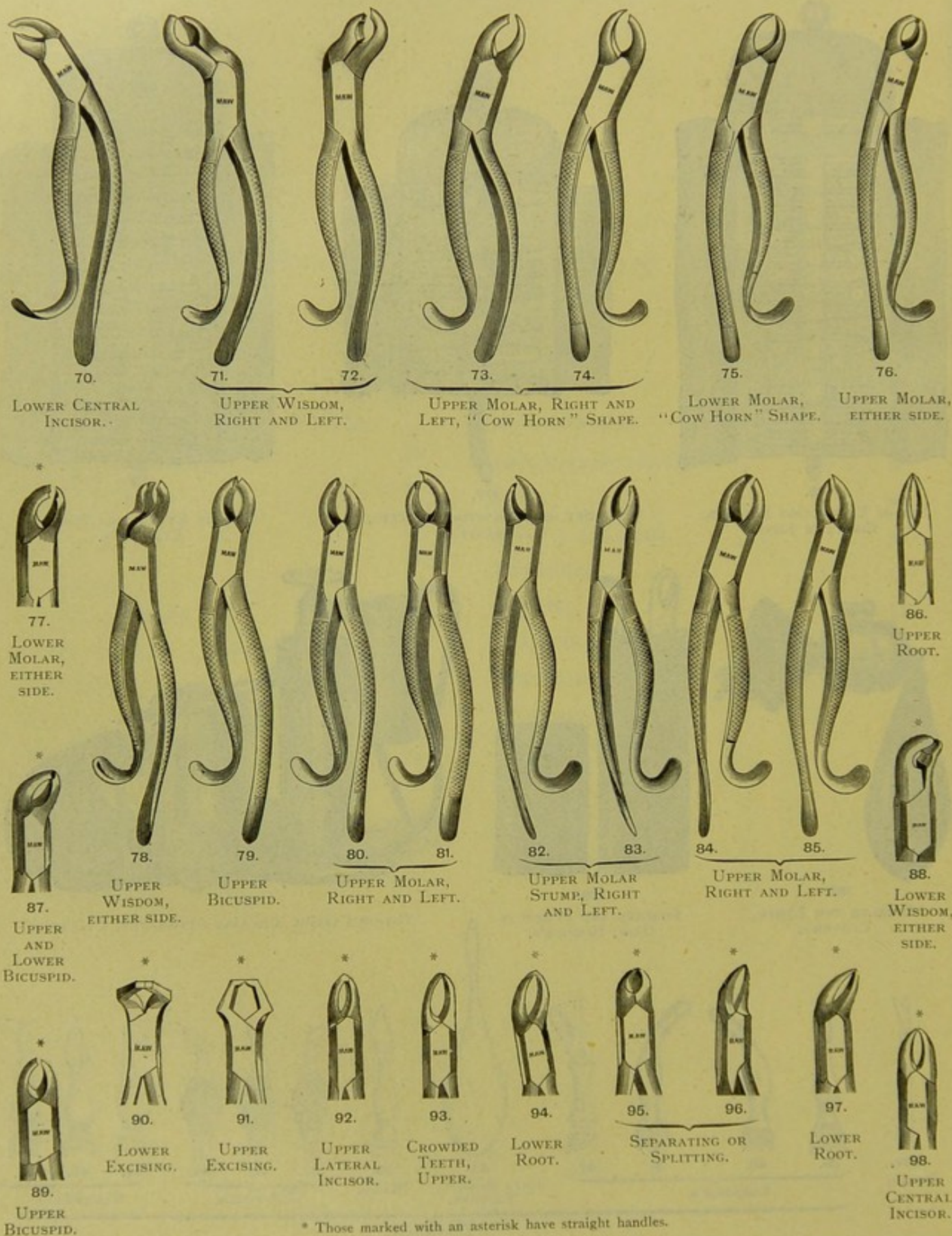
SAUNDERS'S.

ELEVATORS.



SECTION VII. *continued*—For CONTENTS, see page 72.

## TOOTH FORCEPS FOR EXTRACTION, AMERICAN PATTERNS.



\* Those marked with an asterisk have straight handles.



SECTION VII. *continued*—For CONTENTS, see page 72.

## TOOTH FORCEPS FOR EXTRACTION, CIRCULAR JOINT.

99.  
LOWER  
BICUSPID.100.  
LOWER  
BICUSPID,  
TEMPORARY.101.  
UPPER  
BICUSPID.102.  
BICUSPID  
AND  
INCISOR.103.  
LOWER  
INCISOR.104.  
UPPER  
INCISOR,  
TEMPORARY.105.  
LOWER  
MOLAR.106.  
LOWER  
MOLAR.107.  
LOWER  
MOLAR,  
RIGHT.108.  
LOWER  
MOLAR,  
LEFT.109.  
UPPER  
MOLAR,  
RIGHT.110.  
UPPER  
MOLAR,  
LEFT.111.  
LOWER  
MOLAR,  
TEMPORARY.112.  
UPPER  
MOLAR,  
TEMPORARY.113.  
LOWER  
MOLAR  
STUMP.114.  
UPPER MOLAR  
STUMP,  
RIGHT.115.  
UPPER MOLAR  
STUMP, LEFT.116.  
UPPER ROOT.

117.

118.  
LOWER STUMP,  
RIGHT AND LEFT.

119.

120.  
LOWER STUMP.

121.

122.  
LOWER  
STUMP.

123.



124.



125.



126.



127.



128.



129.



130.

UPPER STUMP.

TRI-FANGED STUMP,  
RIGHT AND LEFT.131.  
LOWER  
WISDOM.132.  
UPPER  
WISDOM.133.  
LOWER INCISOR,  
TEMPORARY.

134.



135.



136.

FOR EXCISING.

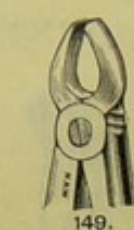
137.  
UPPER MOLAR,  
RIGHT AND LEFT.  
EVERARD'S.

138.



SECTION VII. *continued*—For CONTENTS, see page 72.

## TOOTH FORCEPS FOR EXTRACTION.

149.  
UPPER INCISOR  
AND  
BICUSPID.150.  
LOWER  
MOLAR.151.  
UPPER MOLAR,  
RIGHT AND LEFT.

152.

153.  
UPPER AND LOWER  
STUMP.

154.

## CIRCULAR JOINT, DRUITT'S.

148.  
LOWER  
INCISOR AND  
CANINE.155.  
LOWER  
BICUSPID.156.  
UPPER  
BICUSPID.157.  
BICUSPID AND  
UPPER LATERAL  
INCISOR.158.  
CANINE AND  
UPPER CENTRAL  
INCISOR.159.  
LOWER  
CENTRAL  
INCISOR.160.  
LOWER  
MOLAR.161.  
FIRST UPPER MOLAR,  
RIGHT AND LEFT.

162.

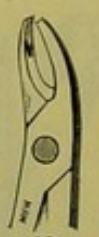
## BOX JOINT, CLENDON'S.

163.  
SECOND UPPER MOLAR,  
RIGHT AND LEFT.

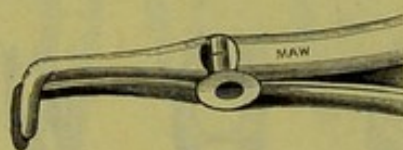
164.

165.  
LOWER MOLAR  
STUMP.166.  
UPPER MOLAR STUMP,  
RIGHT AND LEFT.

167.

168.  
LOWER  
STUMP.169.  
UPPER  
STUMP.170.  
LOWER  
WISDOM.171.  
UPPER  
WISDOM.

## BOX JOINT, CLENDON'S.

172.  
UPPER MOLAR,  
EITHER SIDE.173.  
UPPER  
EXCISING.174.  
LOWER  
EXCISING.139.  
LOWER STUMP.140.  
LOWER STUMP,  
KING'S COLLEGE141.  
"UNIVERSAL"  
STUMP.

## CLENDON'S.

## CIRCULAR JOINT.

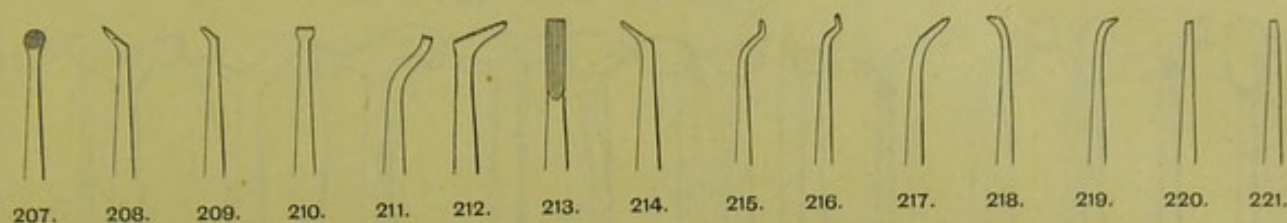
142.  
LOWER MOLAR,  
"HAWK BILL,"  
FOR EITHER SIDE.143.  
LOWER BICUSPID,  
"HAWK BILL."144.  
LOWER STUMP,  
"HAWK BILL."145.  
UPPER WISDOM  
AND MOLAR  
STUMP,  
COLEMAN'S.146.  
STUMP  
WITH THREE FANGS,  
RIGHT AND LEFT,  
STEVENS'S.147.  
LOWER MOLAR,  
KING'S COLLEGE  
PATTERN.

## CIRCULAR JOINT.



SECTION VII. *continued*—For CONTENTS, see page 72.

MALLET PLUGGERS, BURNISHERS, AND SCALERS.

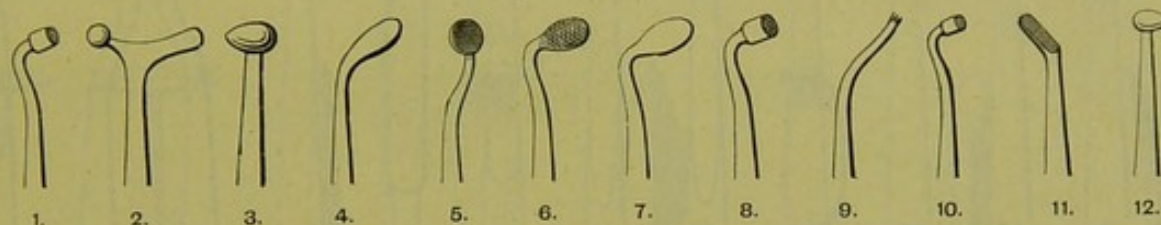


BUTLER'S.

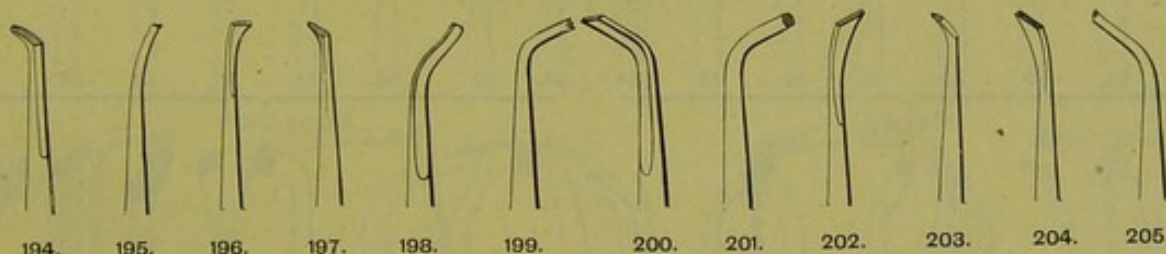
STEVENS'S.

VARNY'S.

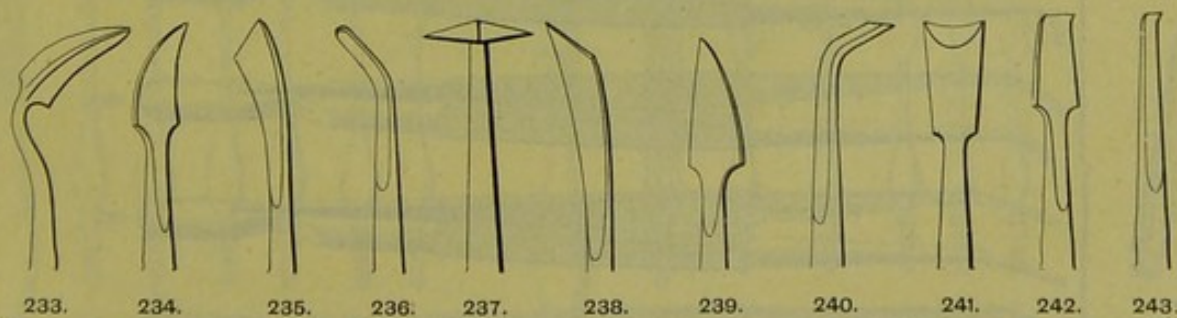
MALLET PLUGGERS, OCTAGON CENTRES, AS FIG. 206.



BURNISHERS, OCTAGON HANDLES, AS FIG. 244.



MALLET PLUGGERS, OCTAGON HANDLES, AS FIG. 244.



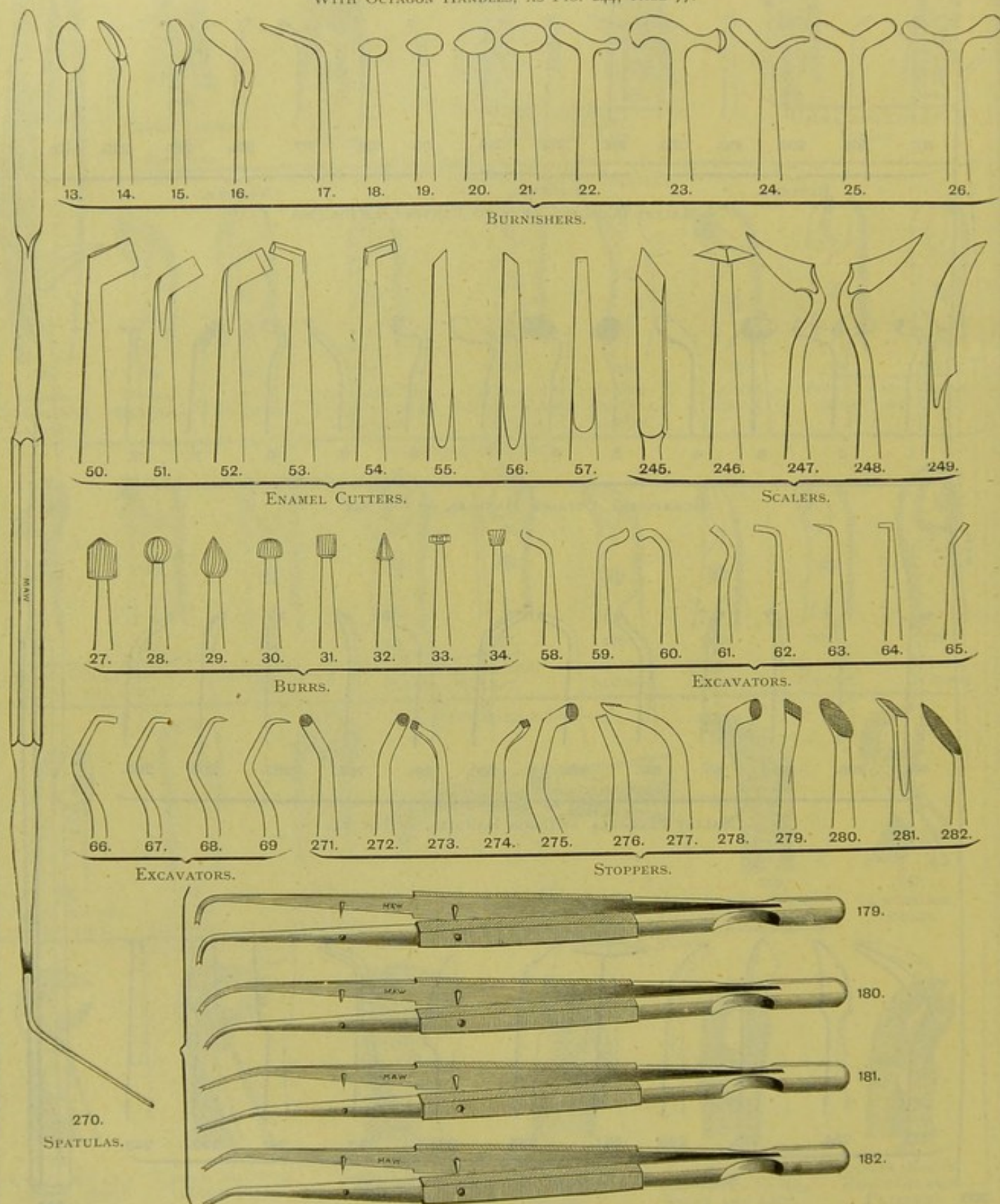
SCALERS, WITH OCTAGON HANDLES, AS FIG. 244.



SECTION VII. *continued*—For CONTENTS, see page 72.

## BURNISHERS, ENAMEL CUTTERS, SCALERS, SPATULAS, BURRS, EXCAVATORS, AND STOPPERS.

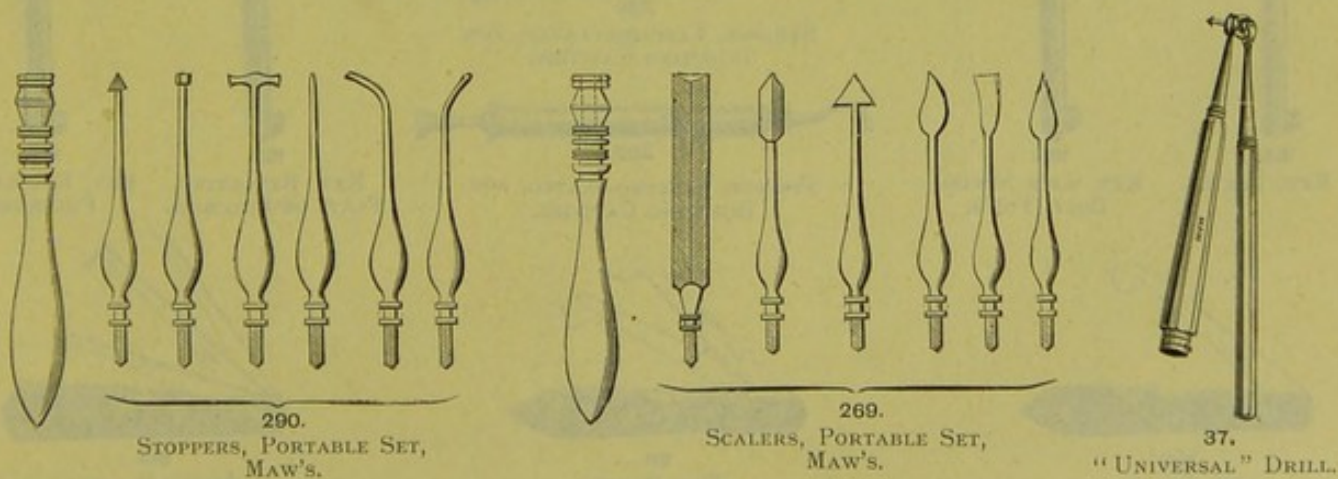
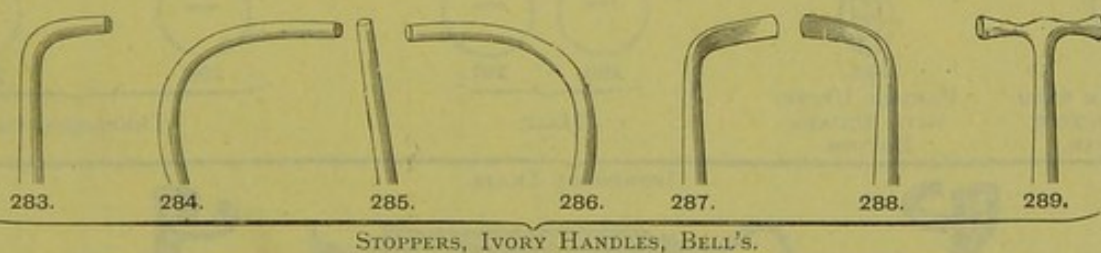
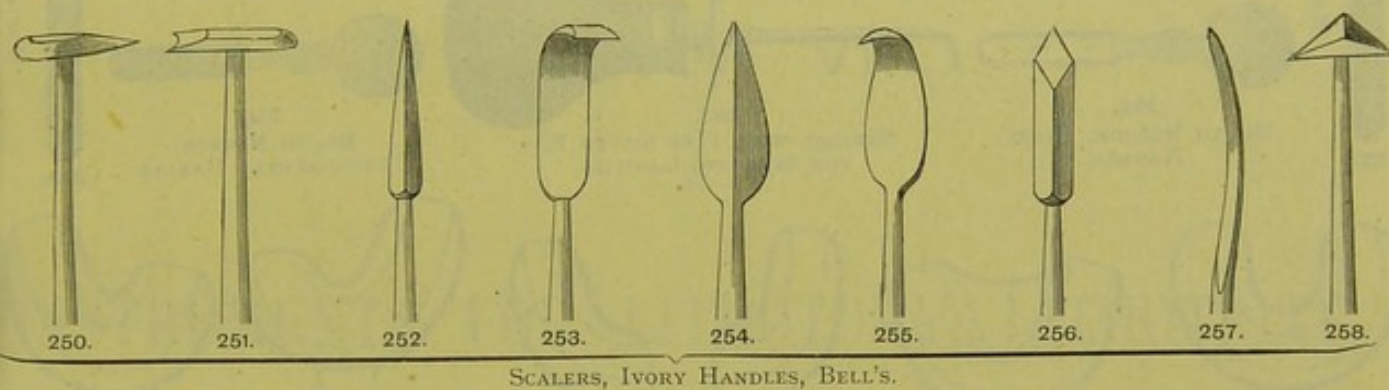
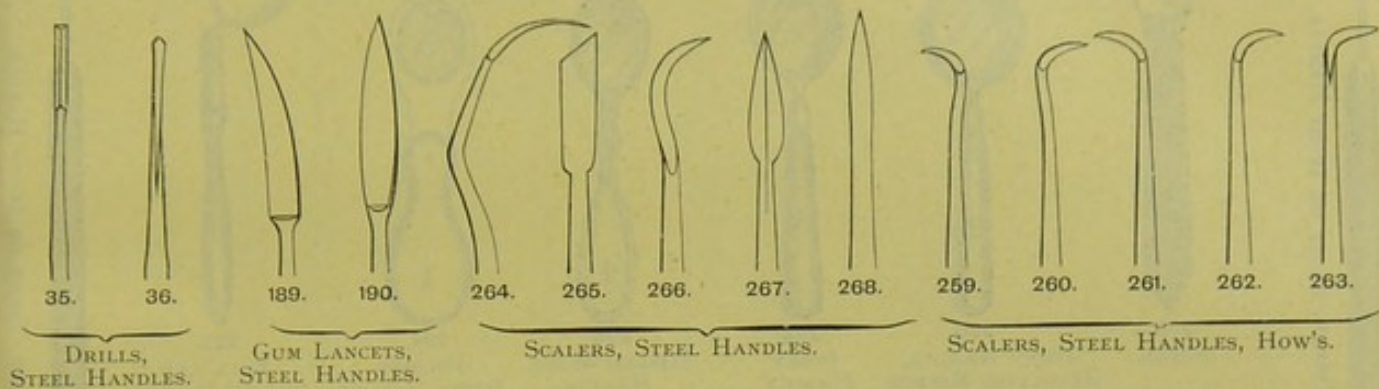
WITH OCTAGON HANDLES, AS FIG. 244, PAGE 77.





SECTION VII. *continued*—For CONTENTS, see page 72.


DRILLS, GUM LANCETS, AND SCALERS.





SECTION VII. *continued*—For CONTENTS, see page 72.

## GUM LANCETS, IMPRESSION TRAYS, KEYS FOR EXTRACTION, SYRINGES, AND MOUTH MIRRORS.



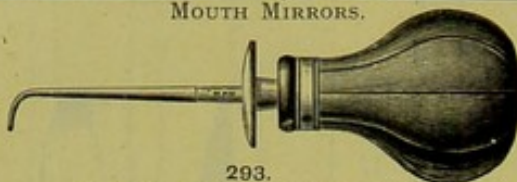
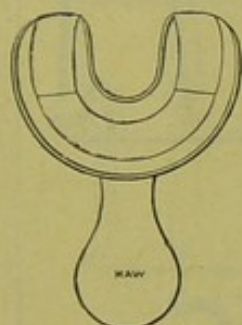
MOUTH MIRROR, EBONY OR IVORY HANDLE.

222.

230.  
STEEL.226.  
IVORY HANDLE,  
REVOLVING MIRROR.225.  
IVORY  
HANDLE.228.  
HINGED WIRE  
HANDLE.224.  
FOLDING  
IVORY HANDLE.227.  
BALL AND  
SOCKET HANDLE.

MOUTH MIRROR, EBONY OR IVORY HANDLE.

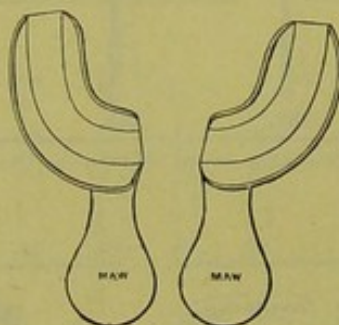
223.

229.  
MOUTH MIRROR, PEARL  
HANDLE.293.  
SYRINGE WITH FINE SILVER PIPE  
FOR INJECTING CAVITIES.231.  
MOUTH MIRROR,  
TORTOISESHELL HANDLE.

294.

PARTIAL LOWER WITH  
CAVITY TO RECEIVE  
FRONT TEETH.

295.

PARTIAL UPPER  
WITH SQUARE  
BOTTOM.

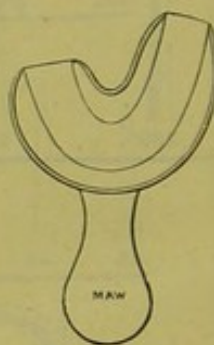
296.

297.

HALF.



298.



299.

THREE-QUARTER.



185.


KEY, FOX'S.




186.

KEY, WITH SPRING  
BOLT, FOX'S.

291.

SYRINGE, ELECTRO-PLATED, FOR  
INJECTING CAVITIES.

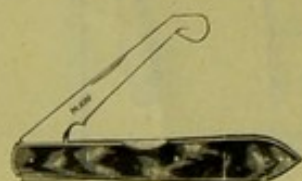
292.

SYRINGE, ELECTRO-PLATED, FOR  
INJECTING CAVITIES.

188.

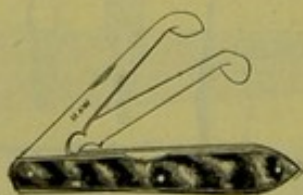
KEY, REVOLVING  
PLATE ON FULCRUM.

187.

KEY, REVOLVING  
FULCRUM.

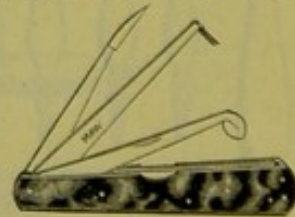
192.

ONE BLADE.



191.

TWO BLADE.



193.

THREE BLADE.

GUM LANCETS.



SECTION VIII.



INSTRUMENTS FOR LITHOTOMY, LITHOTRITY,  
BLADDER, AND URETHRA.




## CONTENTS OF SECTION VIII.

	PAGE		PAGE
ASPIRATORS ... ..	87	JUGUM PENIS ... ..	94
BLADDER TROCARS ... ..	94	LITHOTOMY INSTRUMENTS,	
BOUGIES ... ..	83, 89	PERINEAL AND SUPRA-PUBIC ...	92
CATHETERS ... ..	83, 84, 85, 86	LITHOTOMY AND LITHOTRITY	
CATHETERS IN CASES ... ..	90	INSTRUMENTS IN CASES ... ..	90
CATHETERS AND SYRINGES FOR		LITHOTOMY STRAPS ... ..	92
INJECTING AND WASHING OUT		LITHOTRITY INSTRUMENTS ... ..	91
THE BLADDER ... ..	87	OINTMENT INTRODUCER ... ..	94
CIRCUMCISION INSTRUMENTS ...	94	PHIMOSIS INSTRUMENTS ... ..	94
CLOVER'S CRUTCH ... ..	92	PREPUCE DILATOR ... ..	94
CYSTOSCOPE ... ..	89	RING FOR THE PREVENTION OF	
FOREIGN BODY SCOOPS ... ..	93	POLLUTION ... ..	94
GAUGES FOR BOUGIES AND		SOUNDS FOR DIAGNOSIS ... ..	89
CATHETERS ... ..	83, 84, 85	STRICTURE DILATORS ... ..	88
GORGETS ... ..	92	TWO-WAY COCK ADAPTABLE TO ANY	
HYDROCELE SYRINGES ... ..	94	SYRINGE ... ..	87
HYDROCELE TROCARS ... ..	94	URETHRA DILATORS ... ..	88
INDIA-RUBBER HOLDER FOR		URETHRA FORCEPS ... ..	93
SECURING CATHETER IN THE		URETHRA SYRINGES ... ..	94
URETHRA ... ..	84	URETHROSCOPE ... ..	88
INSTRUMENTS FOR EXTERNAL AND		URETHROTOMES ... ..	93
INTERNAL URETHROTOMY ...	93	VARICOCELE RING ... ..	94
INSUFFLATOR ... ..	94		



# SECTION VIII.

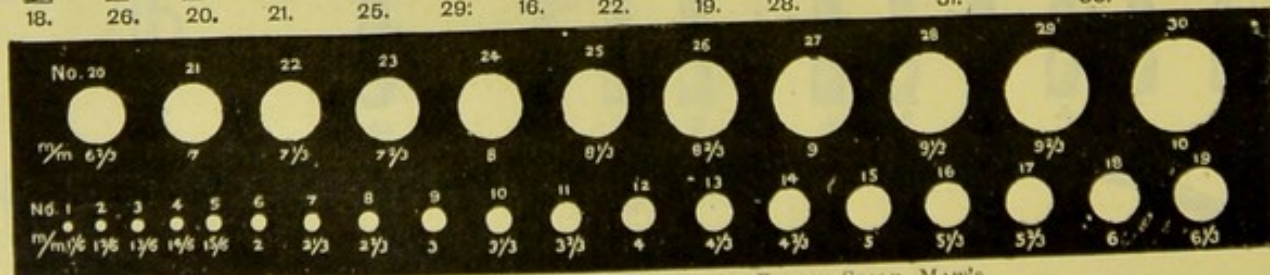
## BOUGIES AND CATHETERS.



GAUGE FOR BOUGIES AND CATHETERS—ENGLISH SCALE.





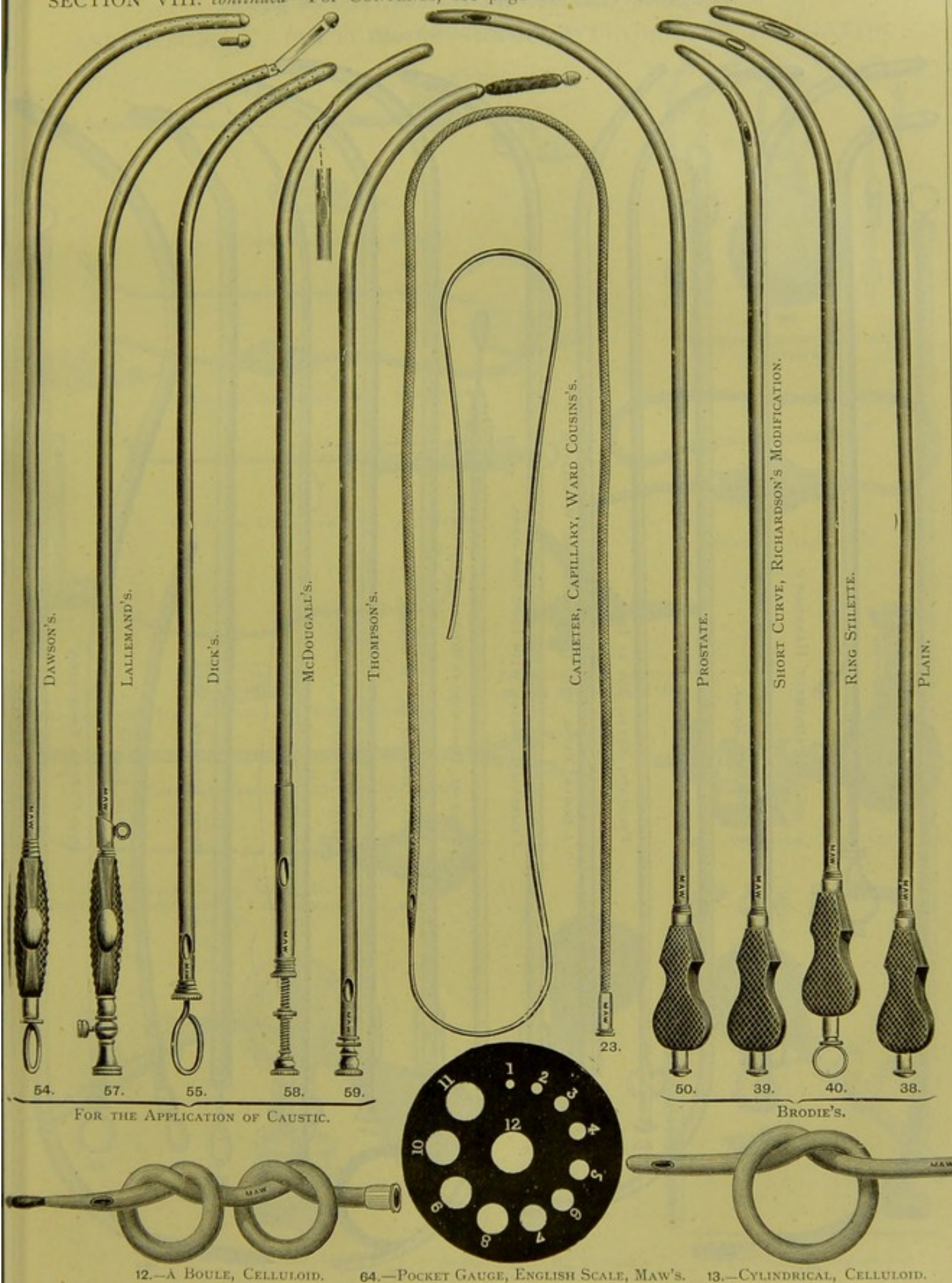
SECTION VIII. *continued*—For CONTENTS, see page 82.  
CATHETERS, ETC., AND CATHETER GAUGE.

66.—GAUGE FOR BOUGIES AND CATHETERS, FRENCH SCALE, MAW'S



SECTION VIII. *continued*—For CONTENTS, see page 82.

CATHETERS, ETC.—*continued*.



FOR THE APPLICATION OF CAUSTIC.


BRODIE'S.

12.—A BOULE, CELLULOID.

64.—POCKET GAUGE, ENGLISH SCALE, MAW'S.

13.—CYLINDRICAL, CELLULOID.

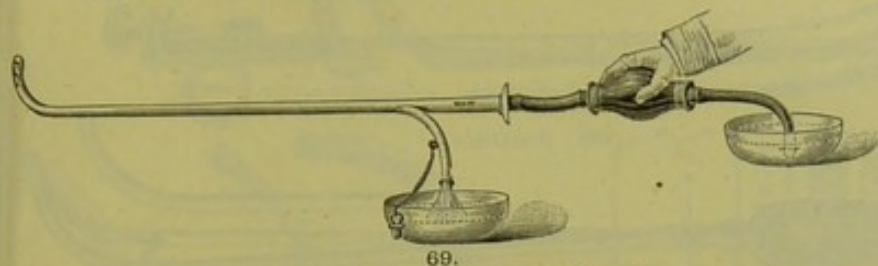


SECTION VIII. *continued*—For CONTENTS, see page 82.CATHETERS—*continued*.



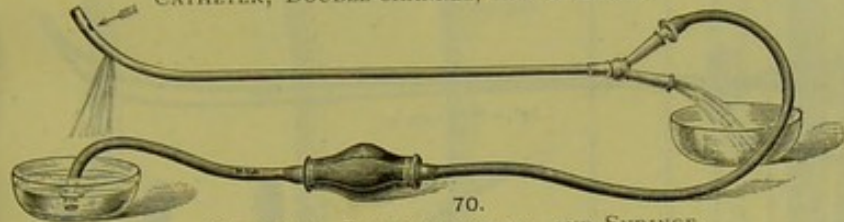
SECTION VIII. *continued*—For CONTENTS, see page 82.

ASPIRATORS, CATHETERS, SYRINGES, SYPHON, AND IRRIGATOR.



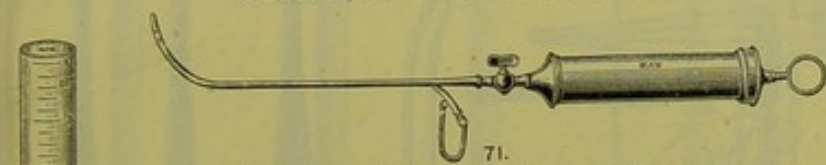
69.

CATHETER, DOUBLE-CHANNEL, AND SYRINGE.



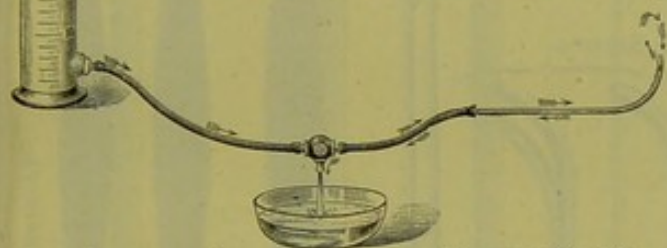
70.

CATHETER, DOUBLE-CHANNEL, AND SYRINGE.




71.

CATHETER, DOUBLE-CHANNEL, AND SYRINGE.

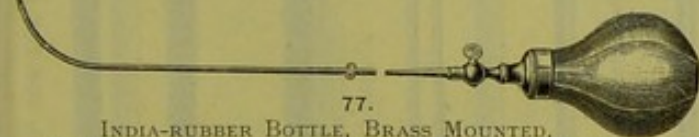


76.—CATHETER, INDIA-RUBBER, AND SYPHON, BIRCH'S.



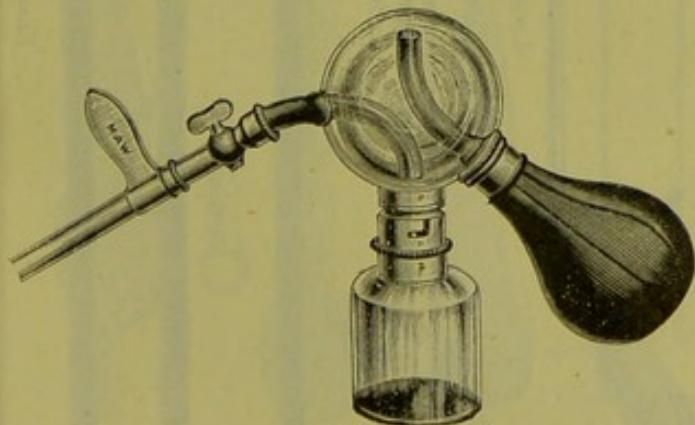
68.

CATHETER, DOUBLE-CHANNEL, ELASTIC-GUM.



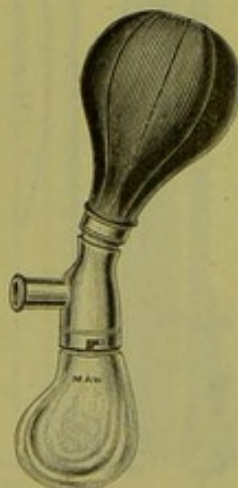
77.

INDIA-RUBBER BOTTLE, BRASS MOUNTED, THOMPSON'S, ADAPTABLE TO CATHETERS OF ANY SIZE, FROM NO. 1 TO 12.



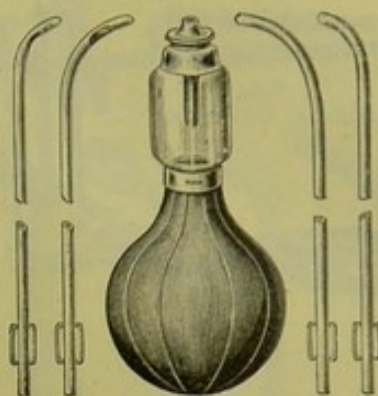
94.

ASPIRATOR, OTIS'S.



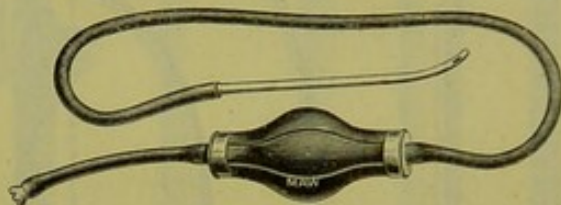
93.

ASPIRATOR, J. H. MORGAN'S.



92.

ASPIRATOR, WITH CANULAS, CLOVER'S.



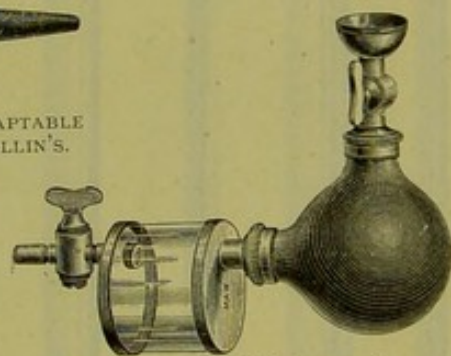
75.

IRRIGATOR, HARRISON'S.

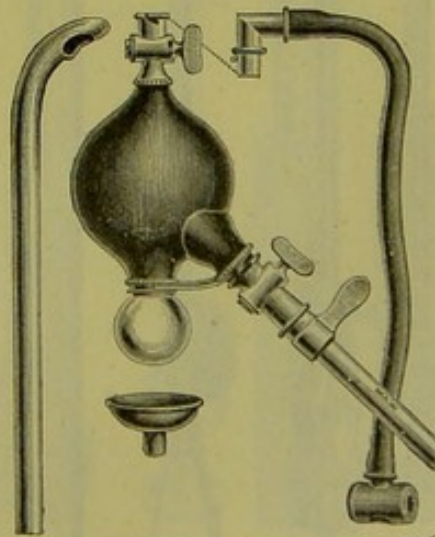


72.

TWO-WAY COCK, ADAPTABLE TO ANY SYRINGE, COLLIN'S.



95.—ASPIRATOR, THOMPSON'S.



91.

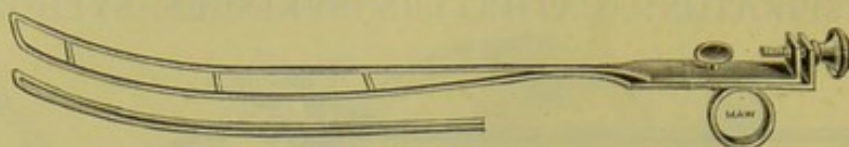
ASPIRATOR, BIGELOW'S.



SECTION VIII. *continued*—For CONTENTS, see page 82.  
 STRICTURE AND URETHRA DILATORS AND URETHROSCOPE.



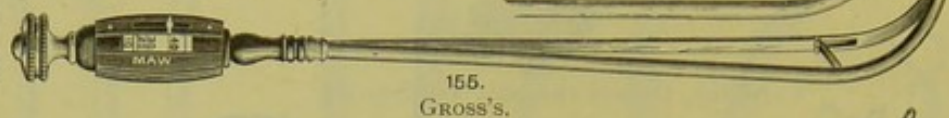
153.  
FEMALE, BRYANT'S.



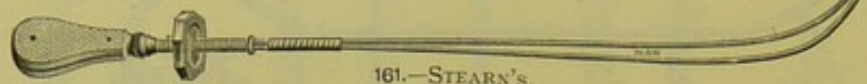
160.—RIGAUD'S.



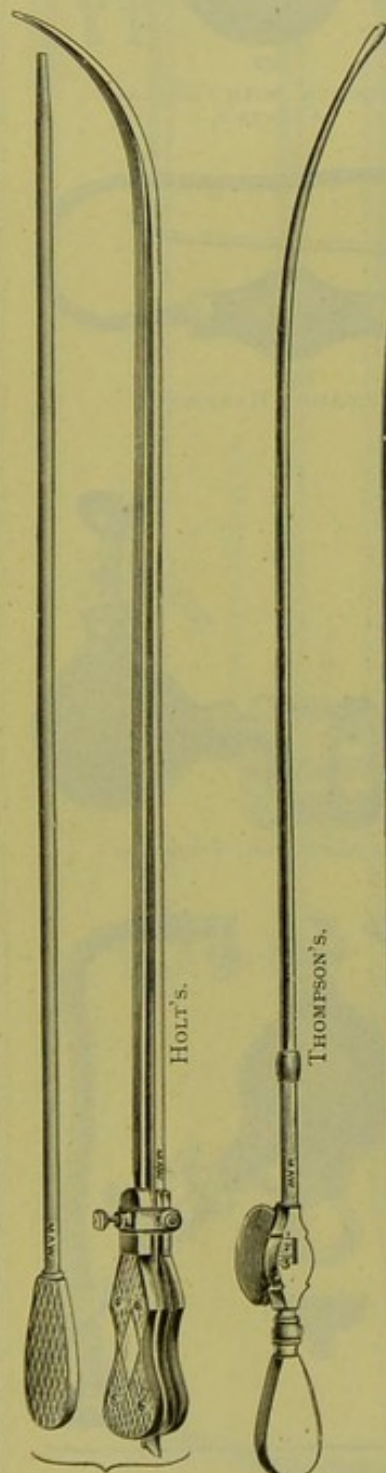
152.—FEMALE.



155.  
GROSS'S.



161.—STEARN'S.



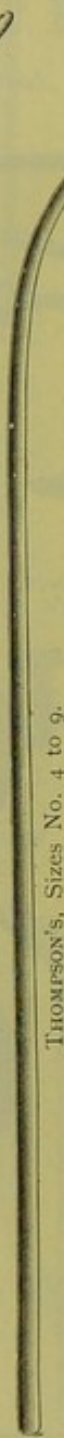
HOLT'S.

157.



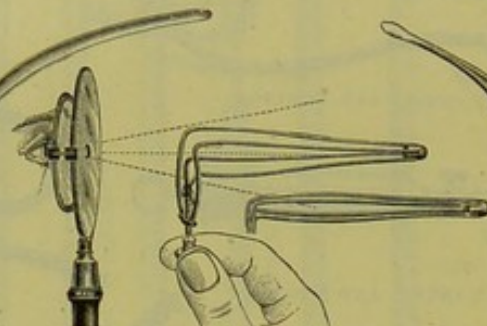
THOMPSON'S.

162.

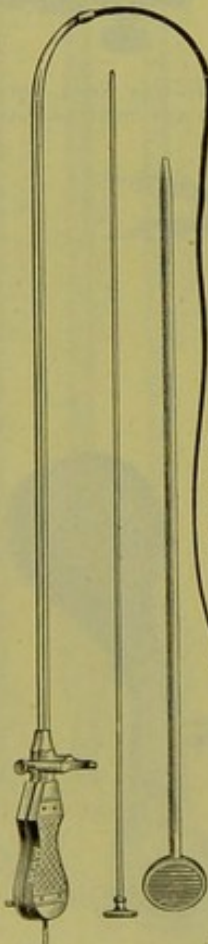


THOMPSON'S, Sizes No. 4 to 9.

163.




176.—URETHROSCOPE, SMITH'S.




HARRISON'S.

158.




COOPER'S.

154.



LYON'S.

159.




ELASTIC-GUM, FOR THE PROSTATE, HARRISON'S.


156.



SECTION VIII. *continued*—For CONTENTS, see page 82.  
BOUGIES, SOUNDS, AND CYSTOSCOPE FOR DIAGNOSIS, ETC.



73.—CYSTOSCOPE, LEITER'S, FOR EXAMINING THE BLADDER.



HOLLOW, ERICHSEN'S.

LISTER'S.

LISTON'S.

MERCIER'S.

TEEVAN'S.

THOMPSON'S.

WAGSTAFF'S.

132.

134.

135.

10.

136.

137.

138.

139.

BOUGIES, FILIFORM, ELASTIC,  
GÓULEY'S.


SOUNDS.

SOUNDS.




# CASES OF ELECTRO-PLATED CATHETERS, AND INSTRUMENTS FOR LITHOTOMY, LITHOTRITY, AND NEPHROTOMY.


SECTION VIII. *continued*—For CONTENTS, see page 82.




60.  
CONTAINS FOURTEEN CATHETERS, INCLUDING ONE FOR CHILDREN AND ONE FOR THE PROSTATE, BRODIE'S.



62.—CONTAINS CYLINDRICAL CATHETERS, INCLUDING ONE FOR THE PROSTATE, LISTER'S.



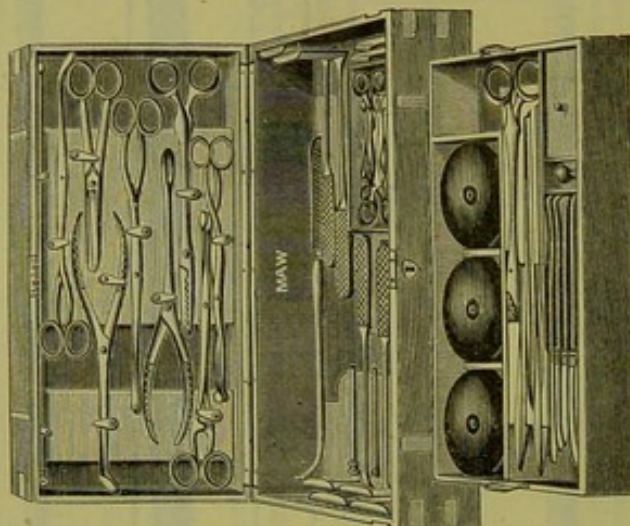
63.  
CONTAINS TWELVE CATHETERS, AND TWO BLADDER SOUNDS, WAGSTAFF'S.



130.  
LITHOTOMY AND LITHOTRITY SET.

CONTAINS:  
BANDAGES.  
FORCEPS, FOUR.  
INSTRUMENTS FOR THE EX-  
TRACTION OF FOREIGN  
BODIES FROM THE URE-  
THRA.  
KNIVES, LITHOTOMY, TWO.  
LITHOTRITY.  
SCALPEL.  
SCOOP.

SOUND, HOLLOW.  
SOUNDS, SIX.  
STAFFS, SIX.  
SYRINGE AND CATHETER FOR  
INJECTING AND WASHING  
OUT THE BLADDER.  
TUBE, ELASTIC, FOR INSER-  
TION AFTER THE OPERA-  
TION OF LITHOTOMY.




127.—NEPHROTOMY INSTRUMENTS IN CASE, MORRIS'S.

CONTAINS:  
BISTOURY, PROBE-POINTED.  
EXPLORING NEEDLE, TAPER.  
FORCEPS:  
DISSECTION, TWO.  
LONG SPRING, ONE.  
NUT-CRACKER TEETH FOR  
LARGE STONES.  
SPOON BLADE FOR SMALL  
STONES.  
WELLS'S CLAMP, CURVED AND  
STRAIGHT.  
WELLS'S PRESSURE, SIX PAIRS.  
JAR, WITH VULCANITE CAP FOR  
KANGAROO TENDONS.


JAR FOR SILK, MOUNTED ON  
FIVE REELS.  
JAR, WITH FELT-COVERED  
PLATE, FOR SUTURES.  
NEEDLE, BLUNT POINT, WITH  
PROBE FOR URETER.  
RETRACTORS, BROAD, THREE  
SIZES.  
RETRACTORS, NARROW, ONE PAIR,  
WITH RECTANGULAR HANDLE.  
SCALPELS, LARGE, TWO.  
SCISSORS, ONE PAIR, STRONG,  
WITH BLUNT POINTS.  
TROCARS, GROOVED FOR PUS, TWO.



128.  
LITHOTOMY SET.  
CONTAINS:  
FORCEPS, FOUR.  
KNIFE, LITHOTOMY.  
LITHOTRITY.  
SCALPELS, TWO.  
SCOOP.  
SOUNDS AND STAFFS,  
SIX EACH.



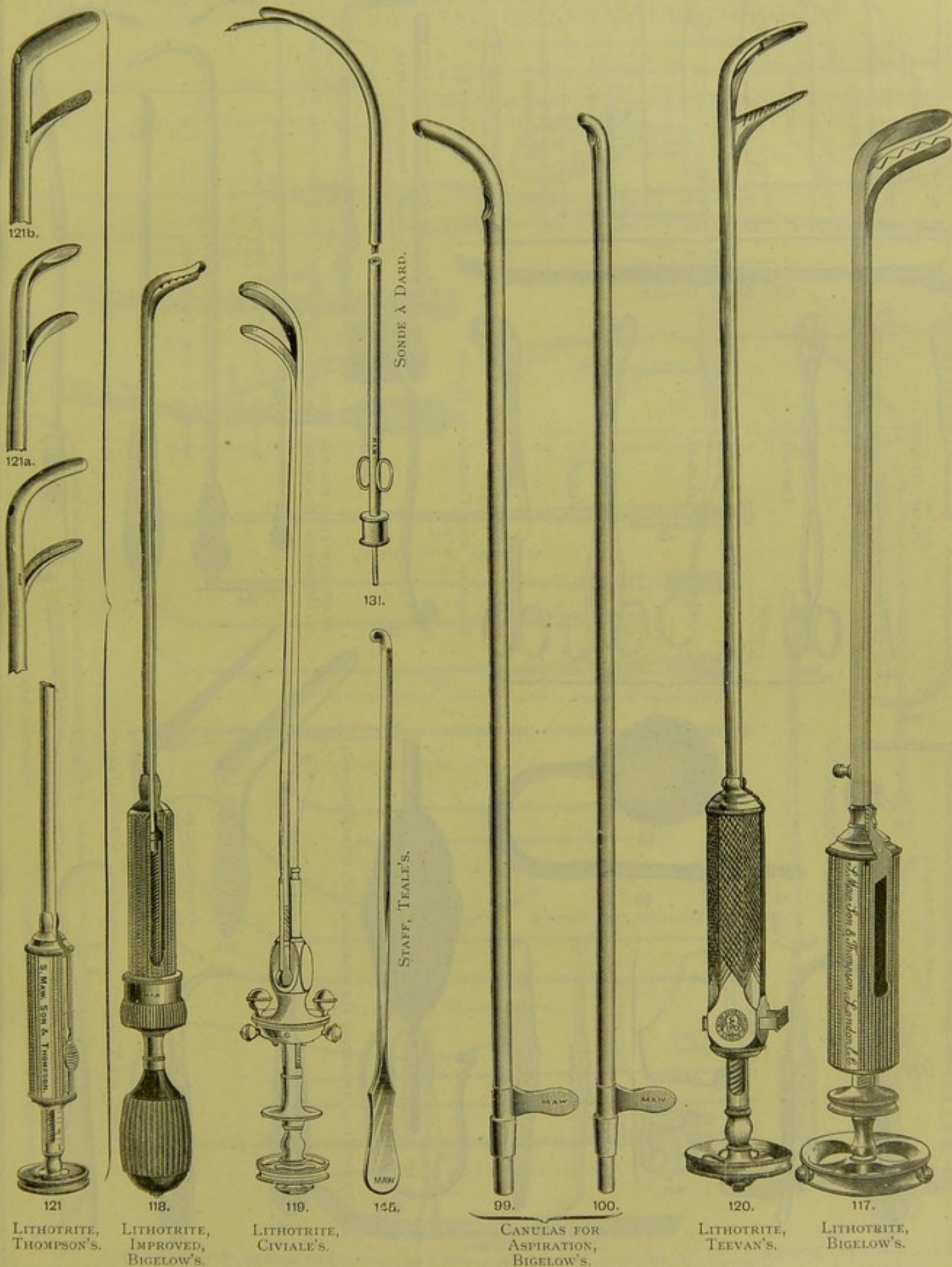
129.  
LITHOTRITY SET.  
CONTAINS:  
CATHETER.  
LITHOTRITY.  
SOUNDS, SIX.  
SYRINGE AND CATHETER  
FOR INJECTING THE  
BLADDER.



61.  
CONTAINS TWELVE ORDINARY CATHETERS,  
INCLUDING ONE FOR THE PROSTATE.



SECTION VIII. *continued*—For CONTENTS, see page 82.  
INSTRUMENTS FOR LITHOTOMY AND LITHOTRITY.



LITHOTRITE,  
THOMPSON'S.

LITHOTRITE,  
IMPROVED,  
BIGELOW'S.

LITHOTRITE,  
CIVIALE'S.

125.

STAFF, TEALE'S.

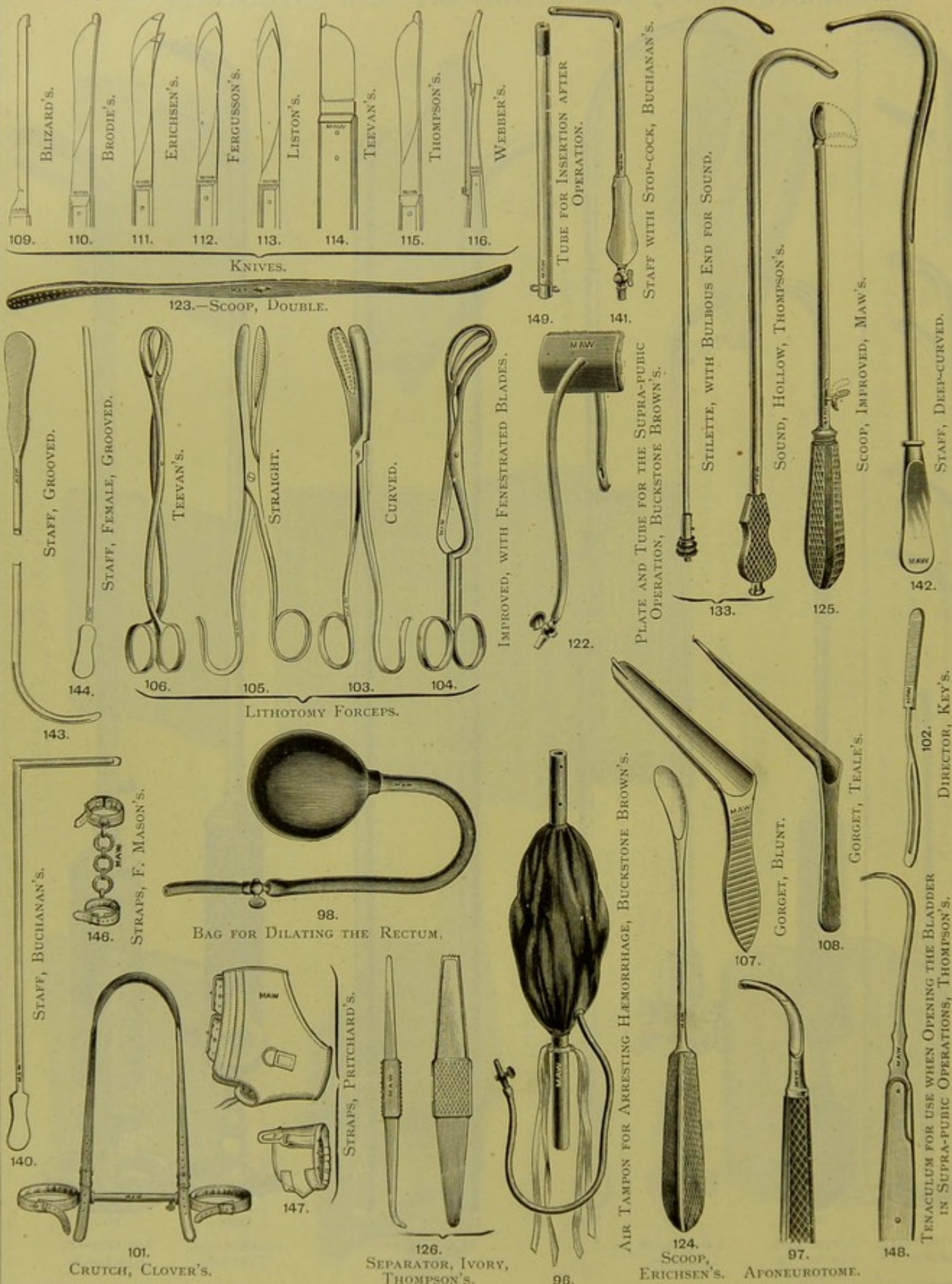
CANULAS FOR  
ASPIRATION,  
BIGELOW'S.

LITHOTRITE,  
TEEVAN'S.

LITHOTRITE,  
BIGELOW'S.




SECTION VIII. *continued*—For CONTENTS, see page 82.  
INSTRUMENTS FOR PERINEAL AND SUPRA-PUBIC LITHOTOMY.






SECTION VIII. *continued*—For CONTENTS, see page 82.

FORCEPS FOR BLADDER AND URETHRA, URETHROTOMES, AND INSTRUMENTS FOR EXTERNAL AND INTERNAL URETHROTOMY.



179.  
FORCEPS, LONG, FINE POINTS, FOR  
EXTRACTING FOREIGN BODIES.




184.  
SCOOP, FERGUSSON'S, FOR EXTRACTING  
FOREIGN BODIES.




182.—LITHOTOME, COMES'S.




183.—LITHOTOME, DUPUYTREN'S.




186.—SCOOP, WITH FORCING ROD FOR EXTRACTING FOREIGN BODIES.




180.  
FORCEPS FOR REMOVING TUMOURS FROM  
THE BLADDER, THOMPSON'S.




178.—FORCEPS, IMPROVED, WITH "CROCODILE"  
JAWS, FOR EXTRACTING FOREIGN BODIES.



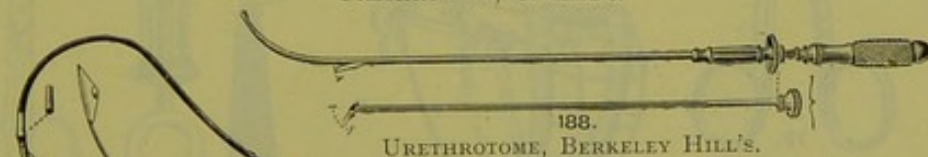
194.  
URETHROTOME, TRELAT'S.




190.  
URETHROTOME, MAISONNEUVE'S.




189.  
URETHROTOME, CIVIALE'S.




188.  
URETHROTOME, BERKELEY HILL'S.



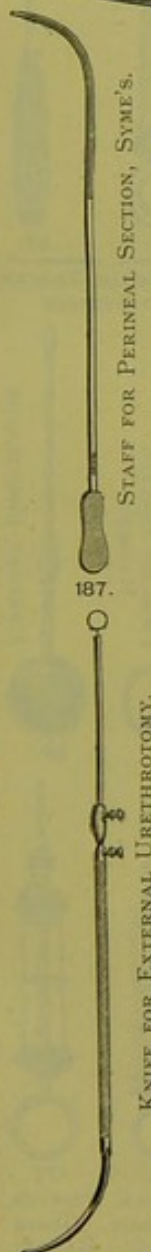
191.  
URETHROTOME, MAISONNEUVE'S.




192.  
URETHROTOME, MAISONNEUVE'S (TEEVAN'S).



67.  
CATHETER, BEVEL-EYED, FOR REMOVING UNHEALTHY MUCUS, HARRISON'S.



KNIFE FOR EXTERNAL URETHROTOMY.



SCOOP FOR REMOVING FOREIGN BODIES,  
LEROY D'ETIOLE'S.



BISTOURY FOR THE EXTERNAL MEATUS OF THE URETHRA.

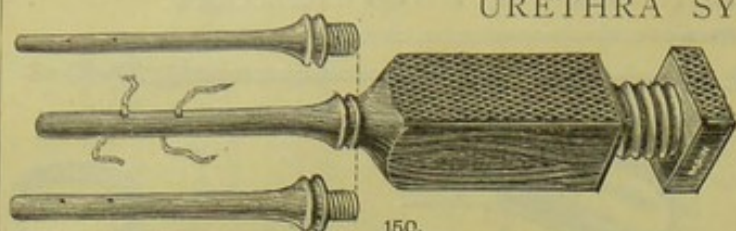


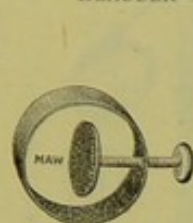
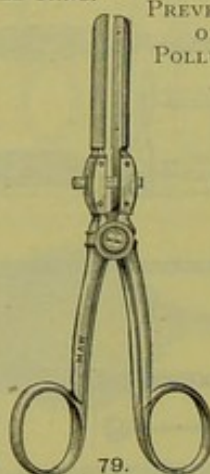
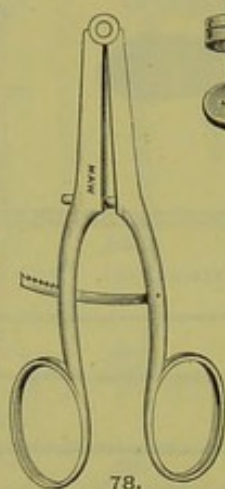
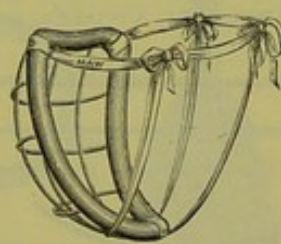
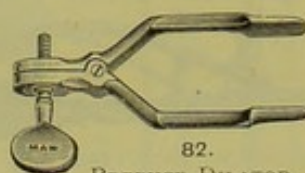


URETHROTOME, THOMPSON'S.

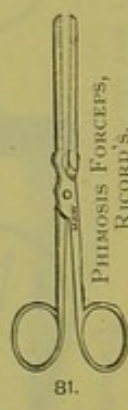


SECTION VIII. *continued*—For CONTENTS, see page 82.

## INSTRUMENTS FOR PHIMOSIS, CIRCUMCISION, AND HYDROCELE, URETHRA SYRINGES, ETC.

150.  
OINTMENT INTRODUCER, SMITH'S.175.  
BLADDER TROCAR, STRAIGHT.174.  
BLADDER TROCAR, CURVED, PONTEAU'S.173.  
BLADDER TROCARS, COCK'S.90.  
JUGUM PENIS.195.  
VARICOCELE RING.151.  
RING FOR THE  
PREVENTION  
OF  
POLLUTION.83.  
SCALPEL.88.  
VULSELLUM.79.  
CLAMP.78.  
CIRCUMCISION  
CLAMP.80.  
CIRCUMCISION SHIELD,  
THREE SIZES.82.  
PREPUCE DILATOR,  
CARVER'S.86.  
HYDROCELE TROCAR  
AND SYRINGE.

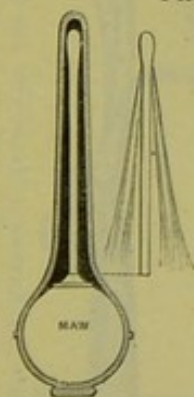

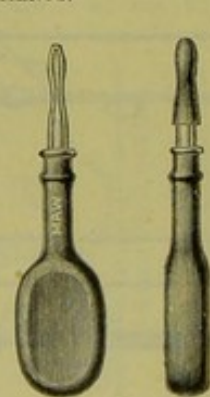

87.

85.  
HYDROCELE  
TROCAR,  
AND SYRINGE,  
BENCE JONES'S.

81.



89.

164.  
DURHAM'S.168.  
MAW'S.169.  
SQUIRE'S.166.  
INDIA-RUBBER.165.  
INDIA-RUBBER,  
BOXWOOD CASE.167.  
INDIA-RUBBER, PEWTER,  
MAW'S  
REGISTERED.

170.

171.  
PEWTER,  
BULBOUS  
POINT.172.  
PEWTER,  
GLASS  
BARREL.

## URETHRA SYRINGES.



SECTION IX.

---

INSTRUMENTS FOR THE RECTUM.




## CONTENTS OF SECTION IX.

	PAGE		PAGE
BISTOURIES ... ..	100	LIGATURE CARRIER, ALLINGHAM'S	100
BOUGIES ... ..	98	NEEDLES FOR HÆMORRHOIDS ...	100
CAUTERIES ... ..	99, 100	OINTMENT TUBE ... ..	98
CLAMPS ... ..	99	PROBES ... ..	100
DECALCIFIED BONE ... ..	99	RECTUM COOLER ... ..	98
DILATOR ... ..	100	RECTUM TUBES ... ..	98, 101
DIRECTORS ... ..	100	SCISSORS ... ..	100
ENEMA APPARATUS ... ..	102	SCOOPS ... ..	98
FORCEPS FOR HÆMORRHOIDS	99, 100	SINUS SYRINGE ... ..	100
GAUGE FOR BOUGIES ... ..	98	SPECULUMS ... ..	97
HOOKS ... ..	100	SUPPOSITORY ... ..	98
INJECTION SYRINGES ... ..	101	SUPPOSITORY TUBE .. ..	98



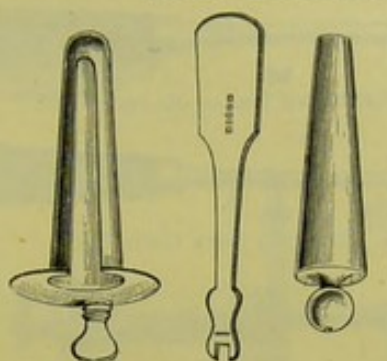
SECTION IX.  
SPECULUMS.



100.

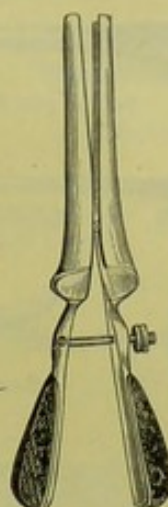
101.

FERGUSSON'S.



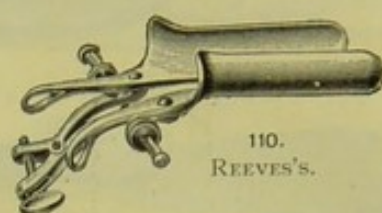
98.

CURLING'S.




111.

RICORD'S.




110.

REEVES'S.



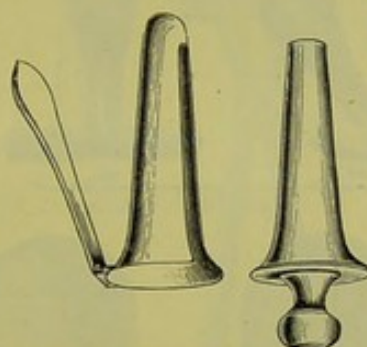
97.

BRYANT'S, THREE SIZES.



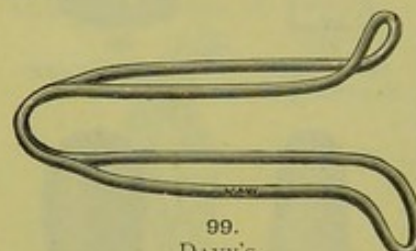
113.

LANE'S  
THREE BLADE.



109.

HILTON'S.



99.

DAVY'S.



95.

BIVALVE.



96.

BIVALVE, MAW'S.




94.

ALLINGHAM'S.



112.


TRIVALVE, EBONY PLUG.



102.

103.

GLASS, COVERED WITH ELASTIC-GUM,  
GOWLLAND'S.



104.

105.

106.

METAL, ELECTRO-PLATED, WITH PLUGS, GOWLLAND'S.



107.




108.


PLAIN, GOWLLAND'S.



SECTION IX. *continued*—For CONTENTS, see page 96.  
BOUGIES, COOLER, PLUGS, SCOOPS, SUPPOSITORIES, AND TUBES.




89.  
SCOOP FOR REMOVING FÆCAL MATTER, ETC.



90.  
SCOOP FOR REMOVING SOFT GROWTHS.



46a.  
SYRINGE FOR INJECTING GLYCERINE.



92.  
GLYCERINE  
SUPPOSITORY.



86.  
RECTUM COOLER



84.



85.

RECTUM PLUGS.



93.



73.

OINTMENT TUBE, ALLINGHAM'S.

RECTUM TUBE, ELASTIC-GUM, O'BEIRN'S.



10.

CONICAL, ELASTIC-GUM.



9.

BULBOUS, SOFT ELASTIC-GUM.



13.

CYLINDRICAL, SOFT ELASTIC-GUM.



12.

CYLINDRICAL, ELASTIC-GUM.



11.

CONICAL, SOFT ELASTIC-GUM.

RECTUM BOUGIES.

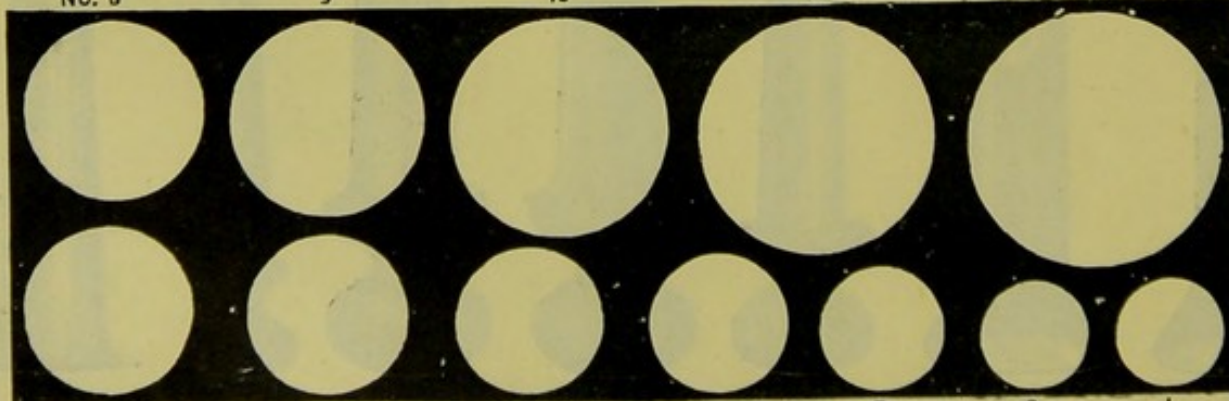
No. 8

9

10

11

12



No. 7

6

5

8

4

3

2

1

80.

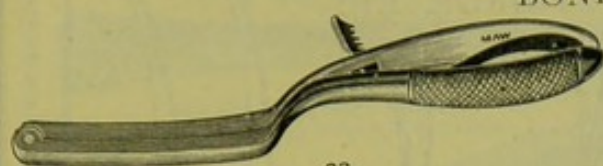
GAUGE FOR RECTUM BOUGIES.

81.

RECTUM TUBE, ELASTIC-GUM, ADAPTABLE TO ANY FORM OF ENEMA APPARATUS, O'BEIRN'S.



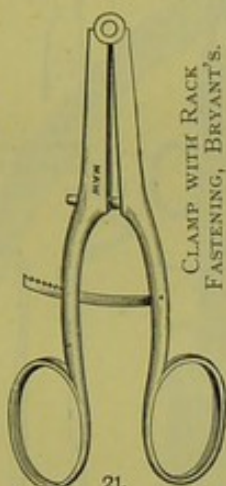
SECTION IX. *continued*—For CONTENTS, see page 96.  
CLAMPS FOR HÆMORRHOIDS, CAUTERIES, AND FORCEPS, DECALCIFIED BONE FOR SUTURES.



23.  
CLAMP, GOWLLAND'S.



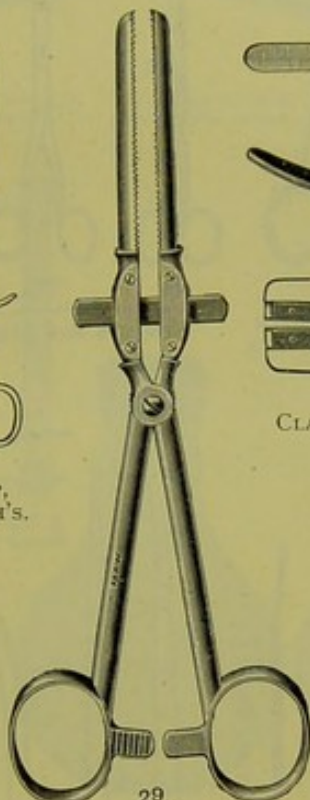
26.  
CLAMP, C. J. SMITH'S.



CLAMP WITH RACK  
FASTENING, BRYANT'S.



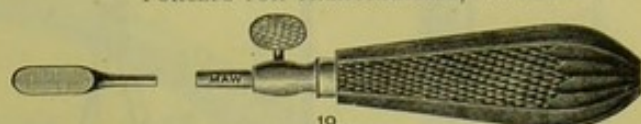
27.  
CLAMP,  
H. SMITH'S.




29.  
CLAMP, IMPROVED, WITH  
PARALLEL BLADES, H. SMITH'S.



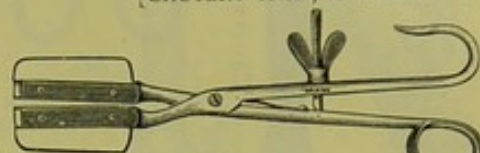
64.  
FORCEPS FOR HÆMORRHOIDS, WILCOX'S.



19.  
CAUTERY IRON, GOWLLAND'S.



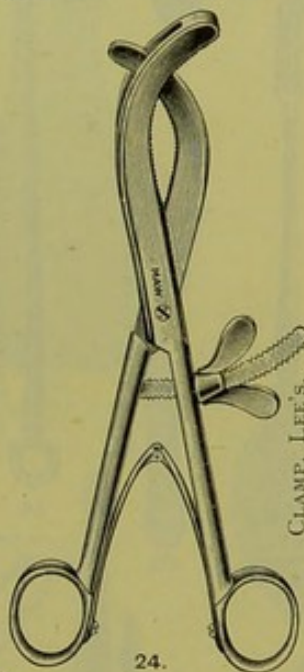
18.  
CAUTERY IRON, GOWLLAND'S.



28.  
CLAMP WITH IVORY PLATES, H. SMITH'S.

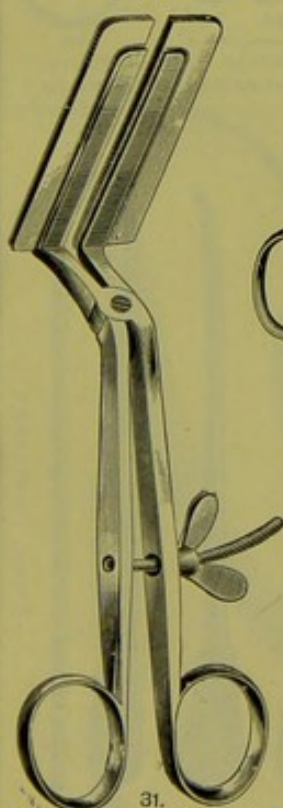


20.  
CLAMP WITH  
SCREW,  
ALLINGHAM'S.

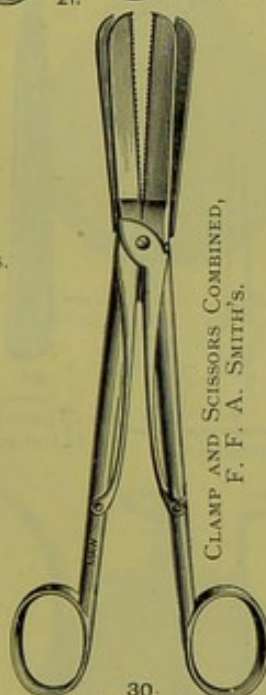


CLAMP, LEE'S.

24.



31.  
CLAMP, SYDNEY JONES'S.

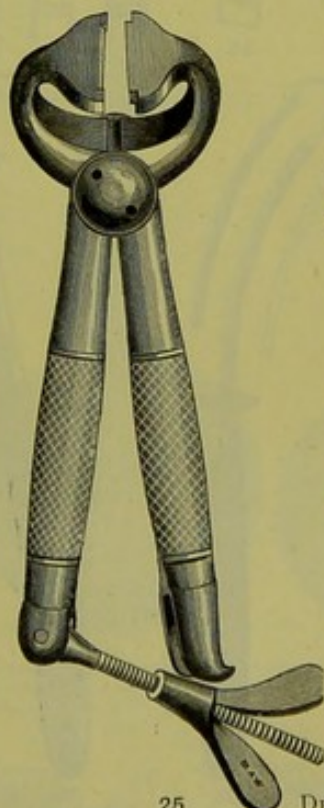


CLAMP AND SCISSORS COMBINED,  
F. F. A. SMITH'S.

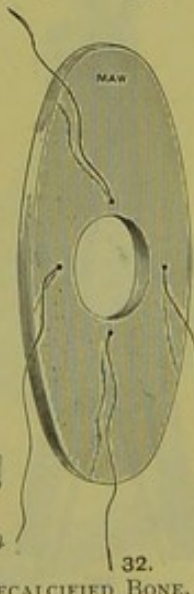
30.



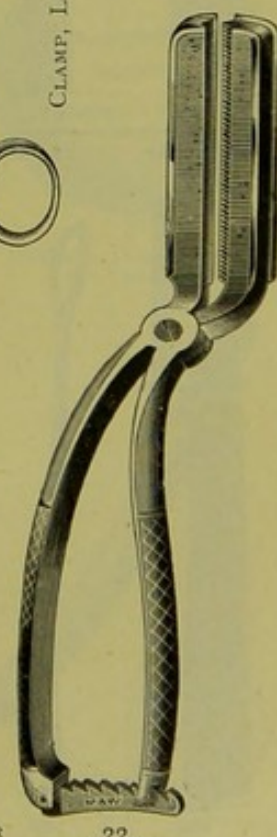
14. 15. 16.  
CAUTERIES, CUTTING,  
H. SMITH'S.



25.  
CLAMP, POLLOCK'S.



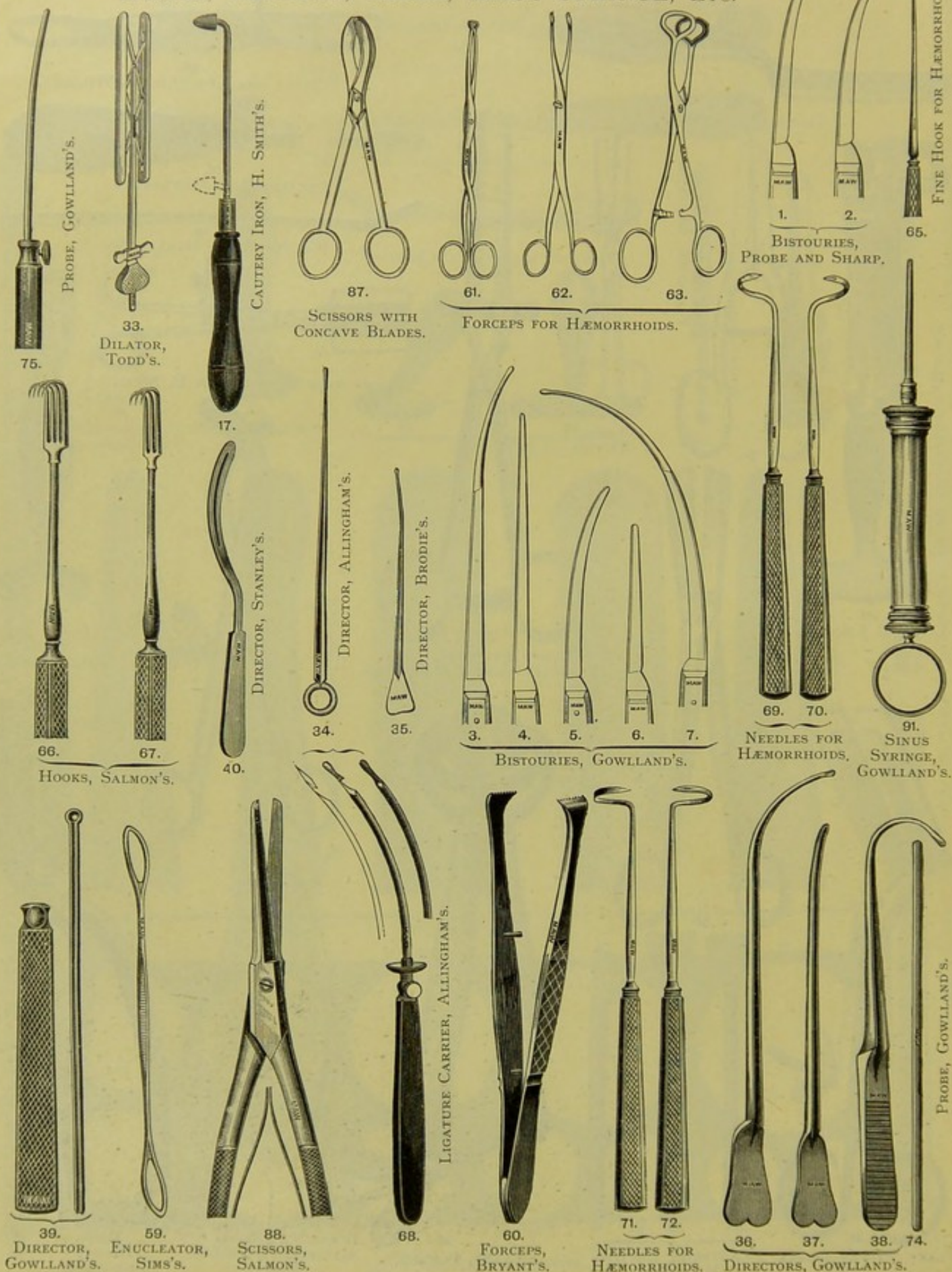
32.  
DECALCIFIED BONE, FOR  
GASTRO-ENTEROSTOMY,  
JESSETT'S.




22.  
CLAMP,  
FREEMAN'S.



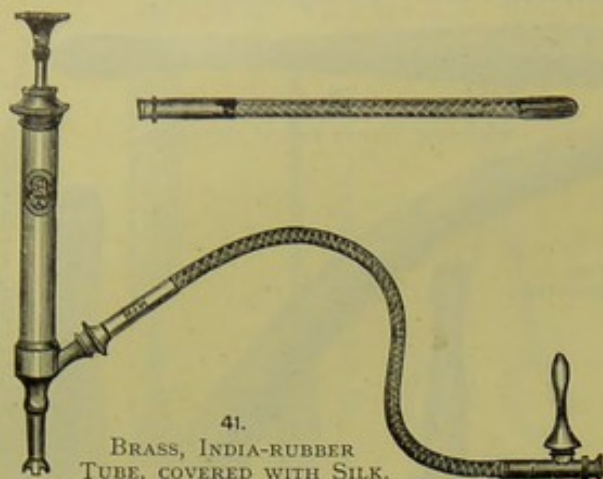
SECTION IX. *continued*—For CONTENTS, see page 96.  
 BISTOURIES, CAUTERY IRON, DIRECTORS, DILATORS, FORCEPS,  
 HOOKS, NEEDLES, PROBE, SINUS SYRINGE, ETC.



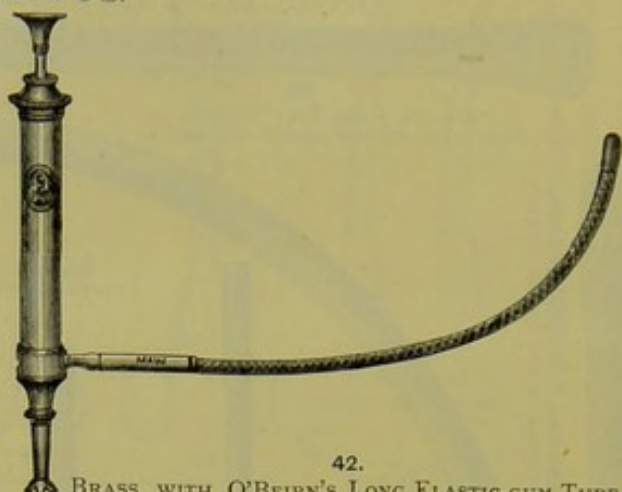


SECTION IX. *continued*—For CONTENTS, see page 96.  
INJECTION SYRINGES AND RECTUM TUBES.

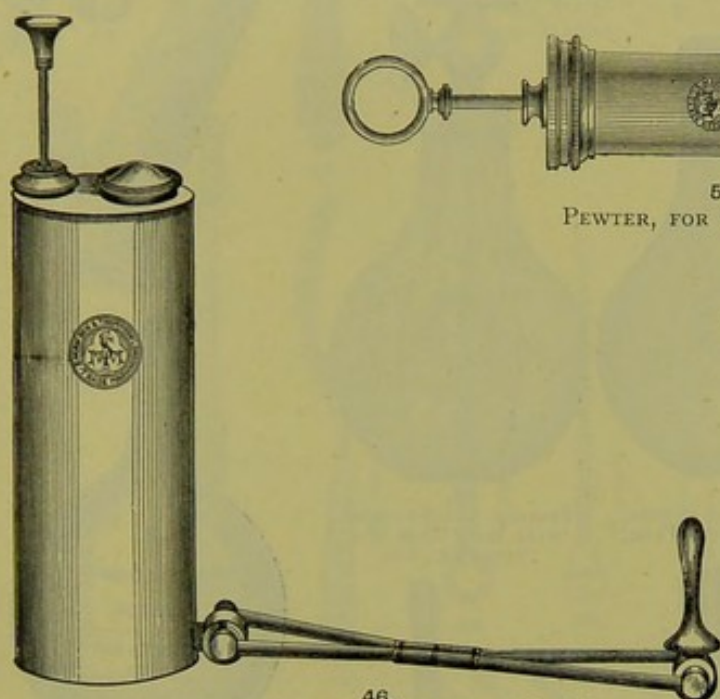


SECTION IX. *continued*—For CONTENTS, see page 96.  
ENEMA APPARATUS.

41.  
BRASS, INDIA-RUBBER  
TUBE, COVERED WITH SILK.



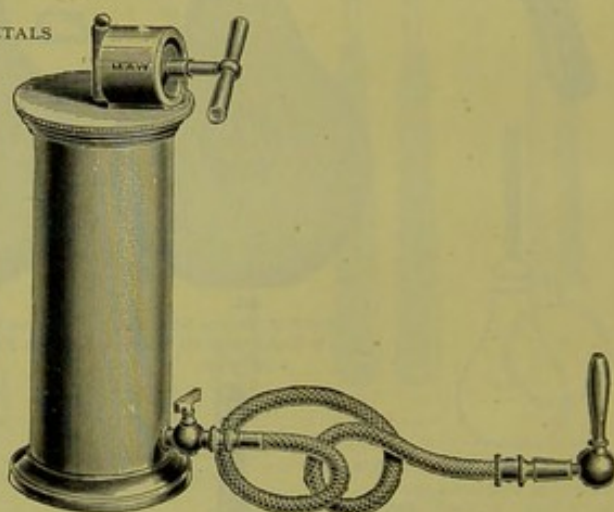
42.  
BRASS, WITH O'BEIRN'S LONG ELASTIC-GUM TUBE.




46.  
RESERVOIR, CONTINUOUS STREAM, MAW'S.




57.  
PEWTER, FOR HOSPITALS



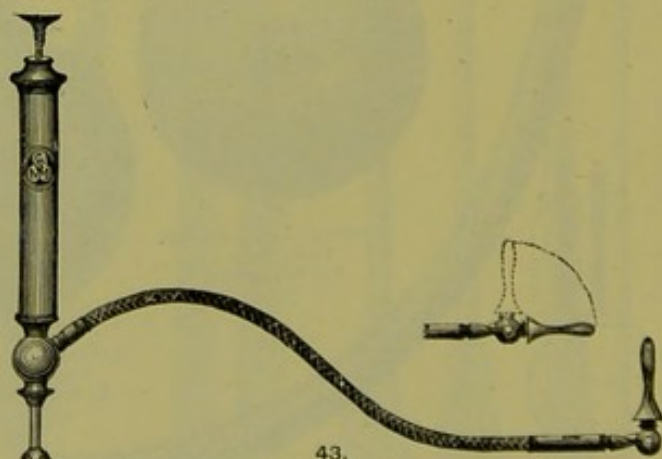
45.  
IRRIGATEUR, EGUISIER'S.



58.  
PEWTER, FOR HOSPITALS.



44.  
BRASS, WITH METAL TELESCOPE TUBE, SPECIALLY ADAPTED  
FOR HOT CLIMATES, MAW'S.




43.  
BRASS, INDIA-RUBBER TUBE COVERED WITH SILK, AND  
REVOLVING JOINT, ENABLING THE PIPE TO BE  
PLACED AT ANY ANGLE.

See also India-rubber Enema Syringes, pp. 124, 125.



SECTION X.



INSTRUMENTS FOR THE UTERUS AND  
FOR OBSTETRIC OPERATIONS.



# CONTENTS OF SECTION X.

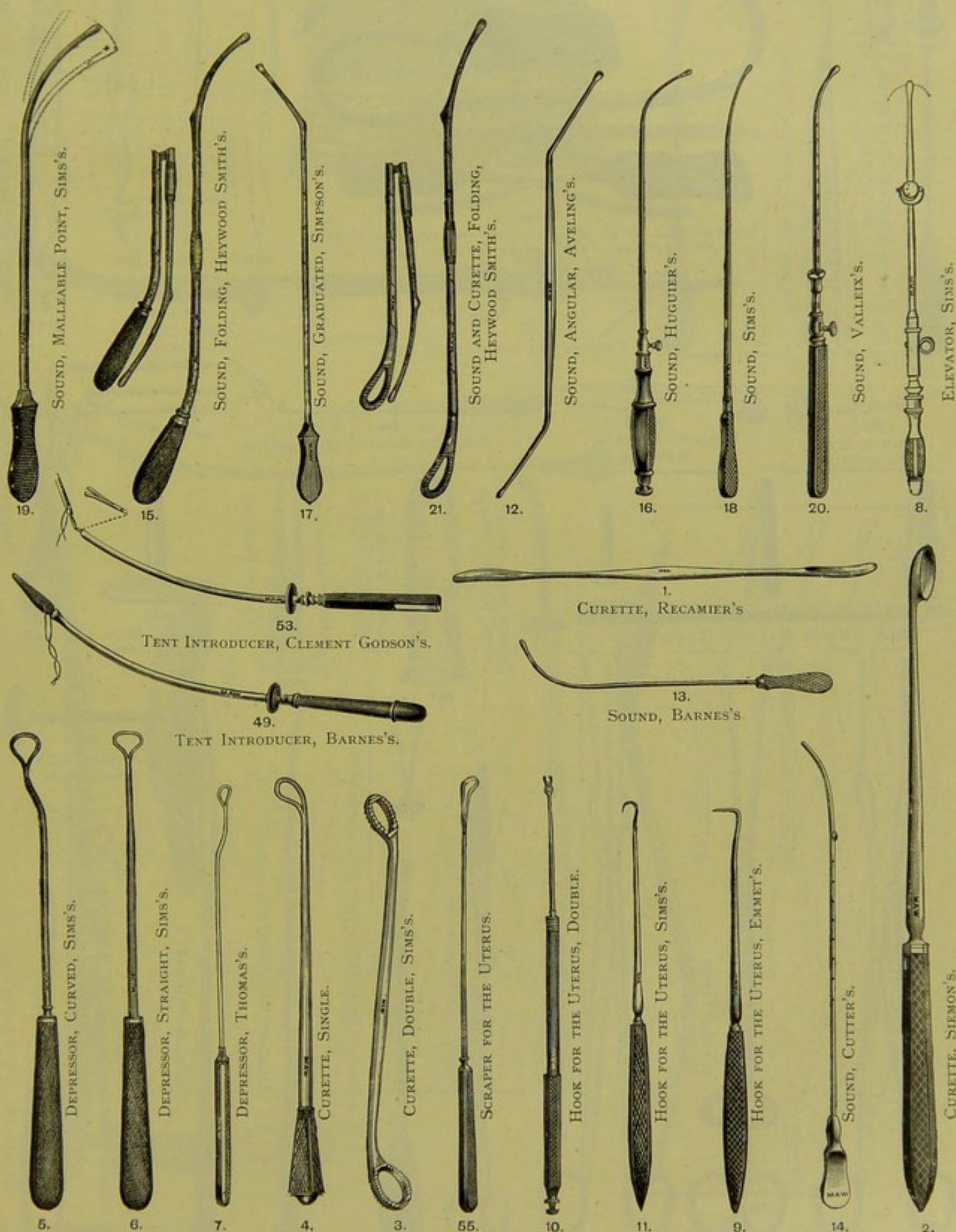
	PAGE
BED BATH ... ..	126
BIDET ... ..	126
CATHETER FOR APPLYING CAUSTIC	110
CATHETER, DOUBLE-CHANNEL ...	110
CAUSTIC HOLDERS... ..	110
CAUSTIC TUBE ... ..	110
CAUTERY IRONS ... ..	114
CEPHALOTRIBES ... ..	121
CLAMPS FOR OVARIOTOMY ... ..	114
CROTCHET AND BLUNT HOOK ...	122
CURETTES ... ..	105
DECAPITATORS ... ..	122
DEPRESSORS ... ..	105
DOUCHES ... ..	124
ÉCRASEURS AND FORCEPS FOR THE REMOVAL OF POLYPUS, TUMOURS, Etc. ... ..	111
FILLET ... ..	123
FORCEPS—	
CRANIOTOMY ... ..	123
DRESSING ... ..	110
OBSTETRIC ... ..	119, 120, 121
OVUM ... ..	123
FRÆNUM SCISSORS... ..	122
FUNIS TUBE ... ..	122
HOOKS ... ..	105, 122, 123
HYSTERECTOMY INSTRUMENT ...	115
INSTRUMENTS—	
FOR THE APPLICATION OF CAUSTIC, PESSARIES, POW- DER, SOLUTIONS, Etc., TO THE VAGINA AND UTERUS... ..	110
FOR DILATING THE URETHRA, UTERUS, AND VAGINA... ..	106
FOR PUNCTURING AND SCARIFY- ING THE UTERUS ... ..	109
FOR VESICO-VAGINAL FISTULA AND RUPTURED PERINÆUM, Etc. ... ..	112

	PAGE
INSUFFLATOR, CLAY'S ... ..	110
KNIVES FOR SCARIFYING THE UTERUS ... ..	109
MEDICATED PESSARIES ... ..	110
METROTOMES FOR INCISING THE OS AND CERVIX UTERI ... ..	109
NEEDLE HOLDERS... ..	112, 115
NEEDLES ... ..	112, 115
OBSTETRIC BAGS AND CASES	117, 118, 119
OBSTETRIC POCKET CASES ... ..	118
OINTMENT POSITOR, BARNES'S ...	110
OPERATION CHAIR... ..	115
OVARIOTOMY INSTRUMENTS	113, 114, 115
PELVIMETER ... ..	122
PERFORATORS ... ..	122
PESSARIES ... ..	116, 117
POLYPTONE ... ..	109
POTASSA FUSA HOLDER... ..	110
QUILL FOR INDUCING PREMATURE LABOUR ... ..	109
SCISSORS FOR INCISING THE OS AND CERVIX UTERI ... ..	109
SOUND AND SYRINGE, POTTER'S ...	110
SOUNDS ... ..	105
SPECULUMS ... ..	108
SPONGE HOLDERS ... ..	110
SYRINGES ... ..	124, 125
TAMPON INTRODUCER, BARNES'S ...	110
TENT INTRODUCERS ... ..	105, 106
TRACTION FORCEPS ... ..	121
TROCAR FOR INDUCING PREMA- TURE LABOUR ... ..	109
TROCARS FOR OVARIAN CYSTS ...	114
TUBE FOR SULPHATE OF ZINC POINTS ... ..	110
URETHRA DILATORS ... ..	106
UTERUS DILATORS... ..	106, 107
UTERUS SCRAPER ... ..	105
VAGINA DILATORS... ..	106
VAGINA TUBES ... ..	126




SECTION X.

SOUNDS, DEPRESSORS, HOOKS, AND TENT INTRODUCERS.





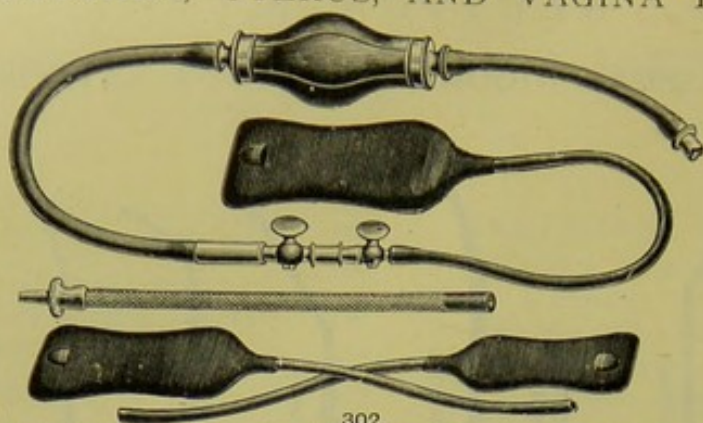
SECTION X. *continued*—For CONTENTS, see page 104.  
URETHRA, UTERUS, AND VAGINA DILATORS.UTERUS STEM AND INTRODUCER,  
BOULTON'S.

303.

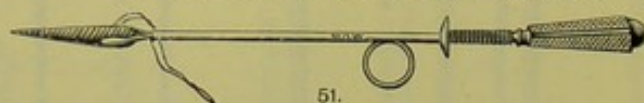


FORCEPS FOR INTRODUCING TENTS.

50.

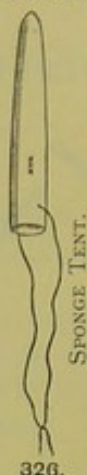


302.

INDIA-RUBBER TUBE AND BAGS FOR DILATING THE UTERUS  
AND INJECTING PERCHLORIDE OF IRON, BARNES'S.

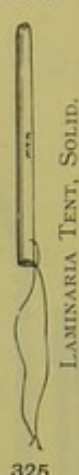
51.

SPRING FORCEPS FOR INTRODUCING TENTS.



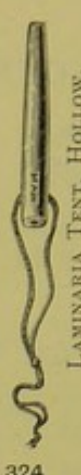
SPONGE TENT.

326.



LAMINARIA TENT, SOLID.

325.




LAMINARIA TENT, HOLLOW.

324.

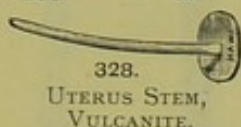


SPONGE AND LAMINARIA TENT, WILTSHIRE'S.

327.




317.

UTERUS STEM,  
SPIRAL, SALVANI'S.

328.


UTERUS STEM,  
VULCANITE.

301.

URETHRA DILATOR,  
SIMPSON'S.

54.

PROBE FOR INTRODUCING TENTS.




323.—UTERUS DILATORS, TAIT'S.



329.

UTERUS STEM, VULCANITE,  
SOFT RUBBER SHIELD.

321.

DILATOR, GLASS OR  
VULCANITE, SIMS'S.

323a.

VAGINA DILATOR.

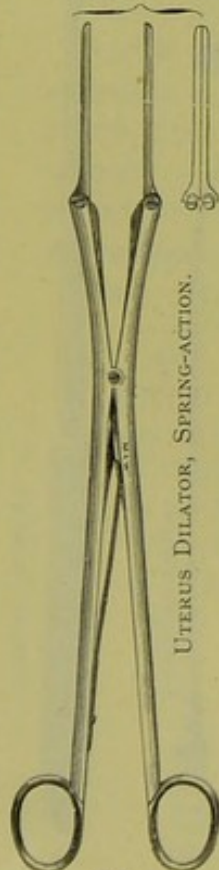


308.

UTERUS STEM,  
GREENHALGH'S.


300.

URETHRA DILATOR.

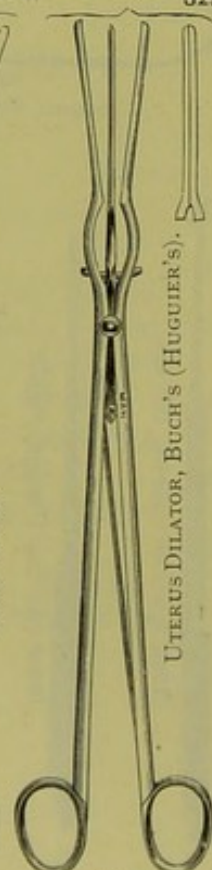


322.

UTERUS DILATOR, SPRING-ACTION.



314.

UTERUS DILATOR,  
RACK-ACTION.

304.

UTERUS DILATOR, BUCH'S (HUGUIET'S).




52.

FORCEPS FOR INTRODUCING TENTS.




305.

UTERUS STEM AND INTRODUCER, CHAMBERS'S.



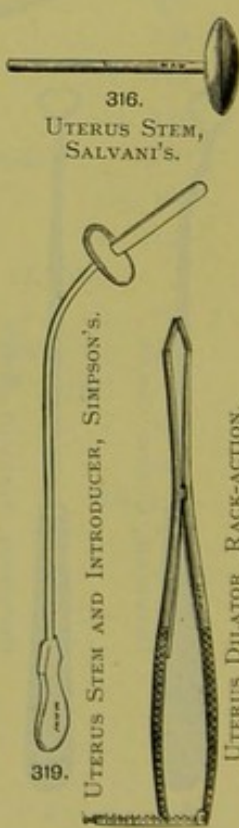
307.

DILATOR, GREENHALGH'S.



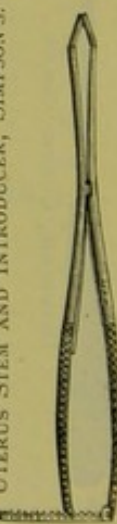
313.

DILATOR, PRIESTLEY'S.



319.

UTERUS STEM AND INTRODUCER, SIMPSON'S.



315.


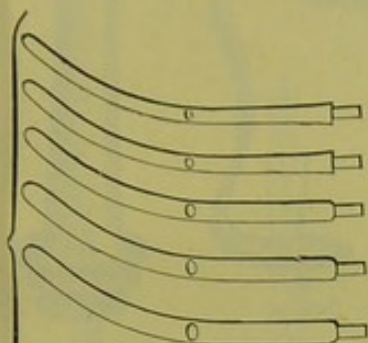
UTERUS DILATOR RACK-ACTION.

316.  
UTERUS STEM,  
SALVANI'S.



SECTION X. *continued*—For CONTENTS, see page 104.

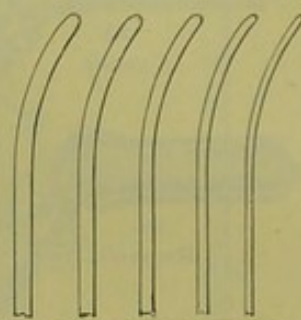
UTERUS DILATORS.




318.  
SCHROEDER'S.



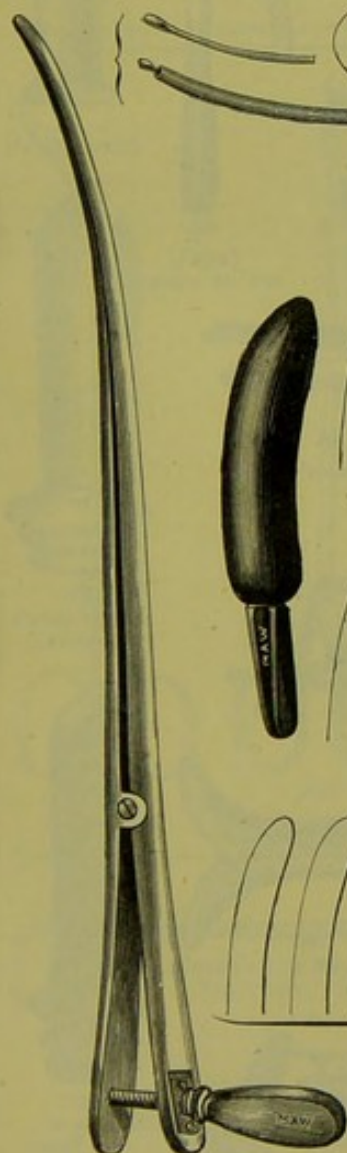
306.  
CLEMENT GODSON'S.



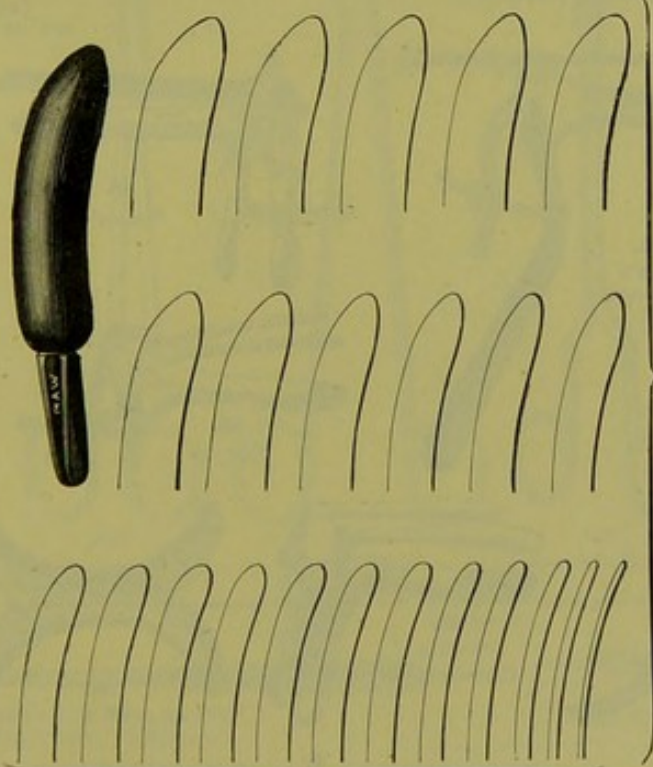
310.  
HEYWOOD SMITH'S.



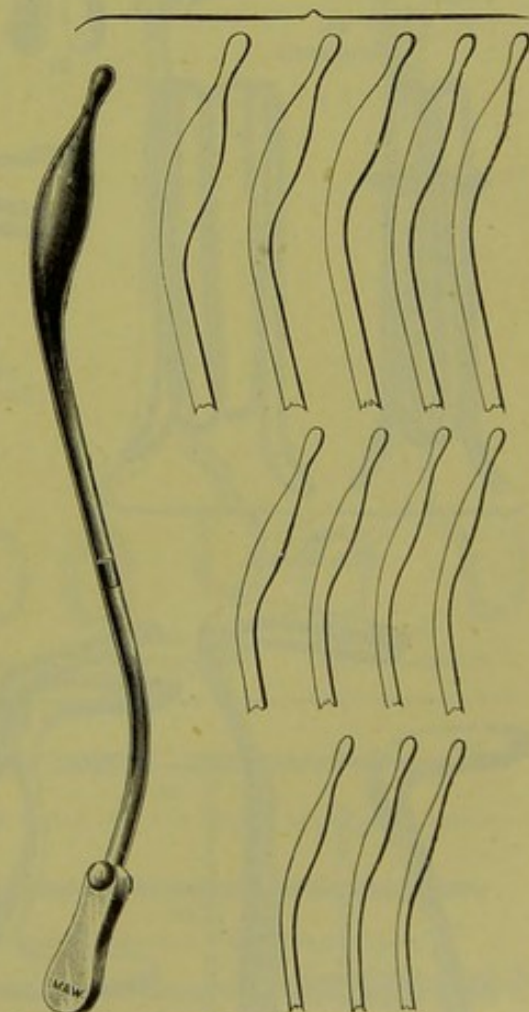
311.  
JAMES S.



320.  
SIMPSON'S.



309.  
HEGAR'S.



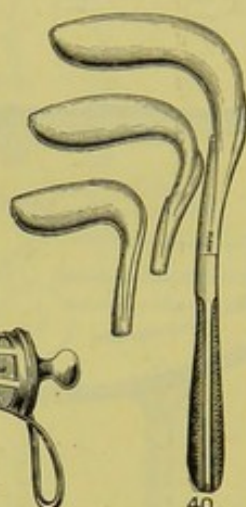
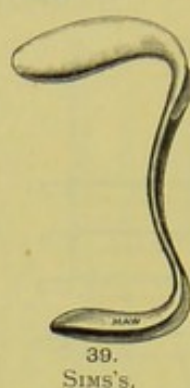
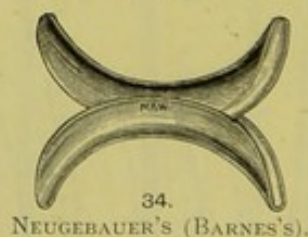
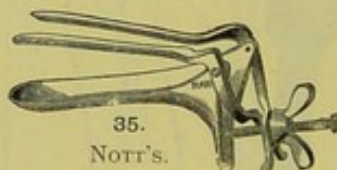
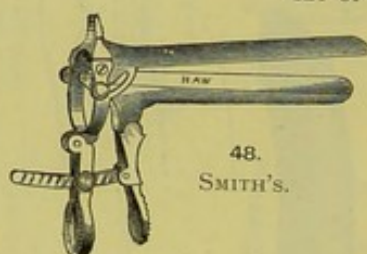
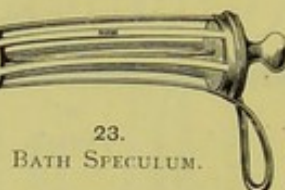
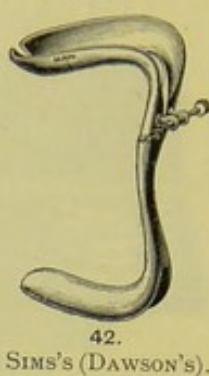
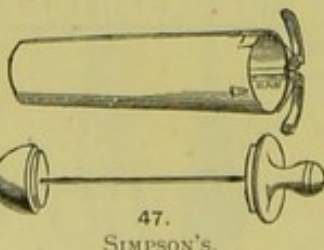
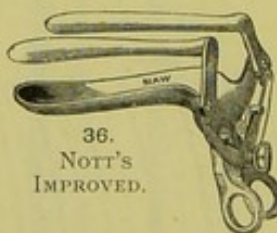
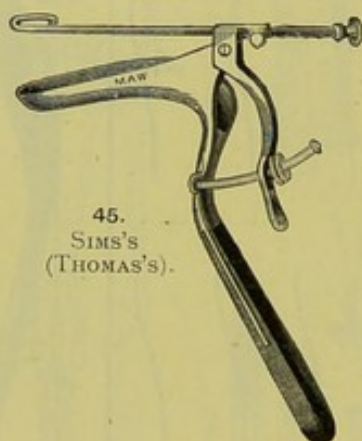
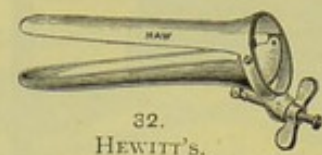
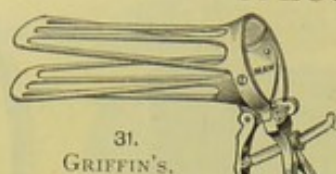
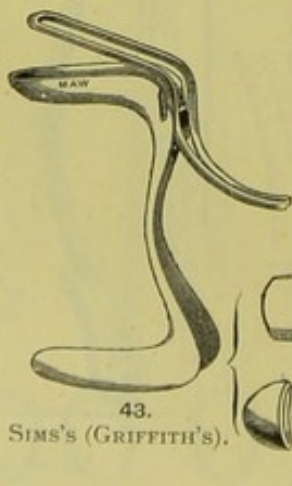
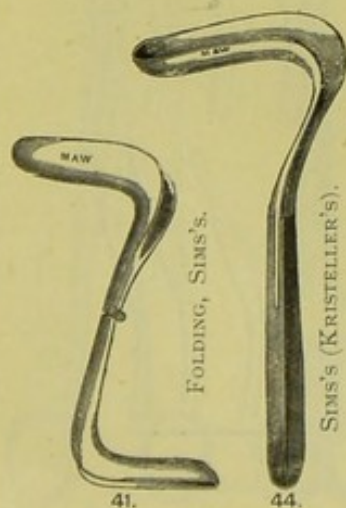
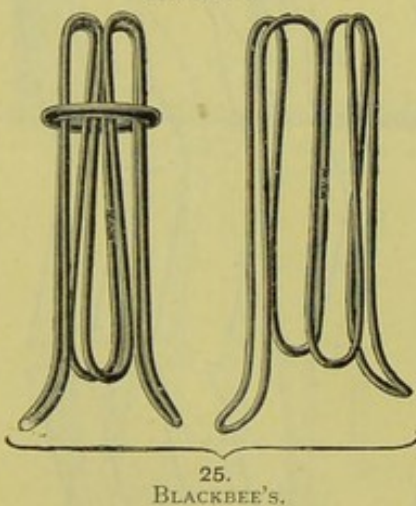
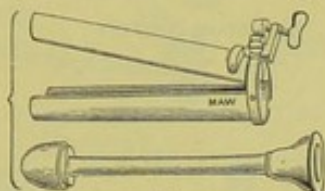

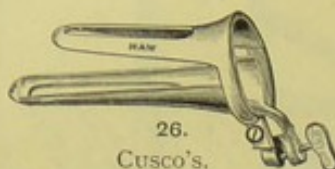



312.  
MACNAUGHTON JONES'S.



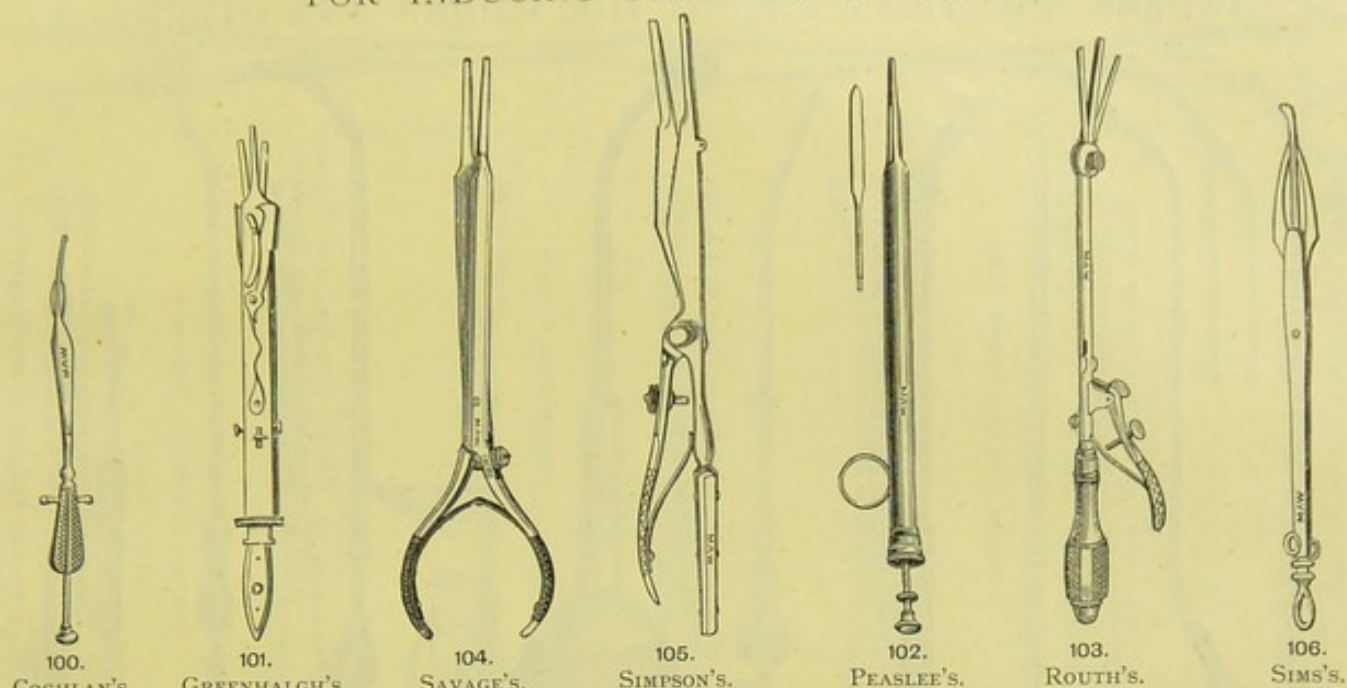
SECTION X. *continued*—For CONTENTS, see page 104.

## SPECULUMS.

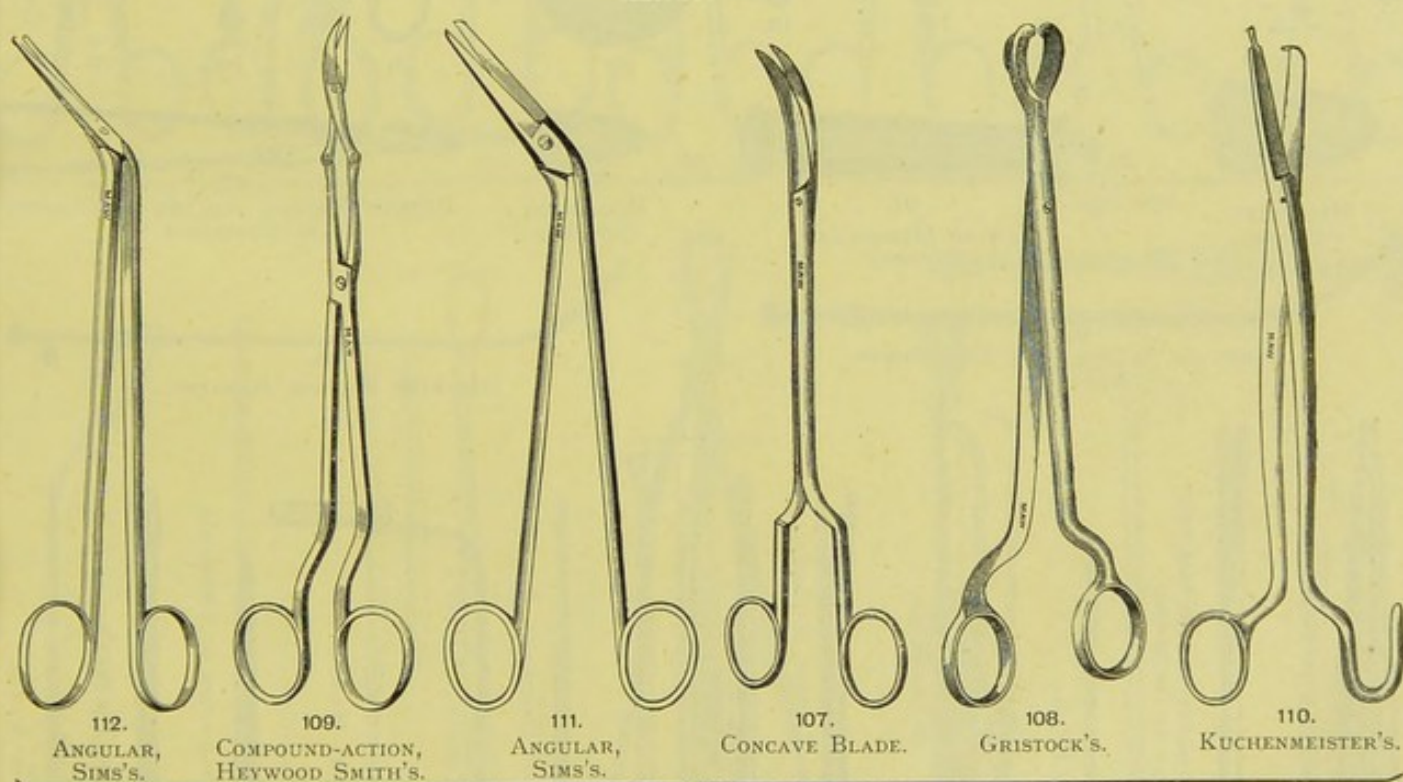





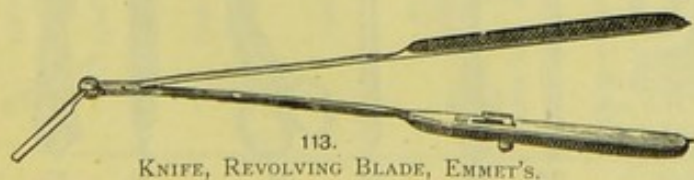

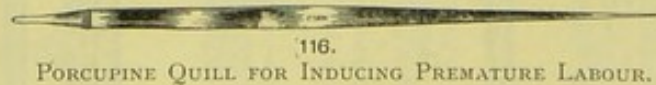

SECTION X. *continued*—For CONTENTS, see page 104.  
INSTRUMENTS FOR INCISING AND SCARIFYING THE UTERUS, AND  
FOR INDUCING PREMATURE LABOUR.



METROTOMES.



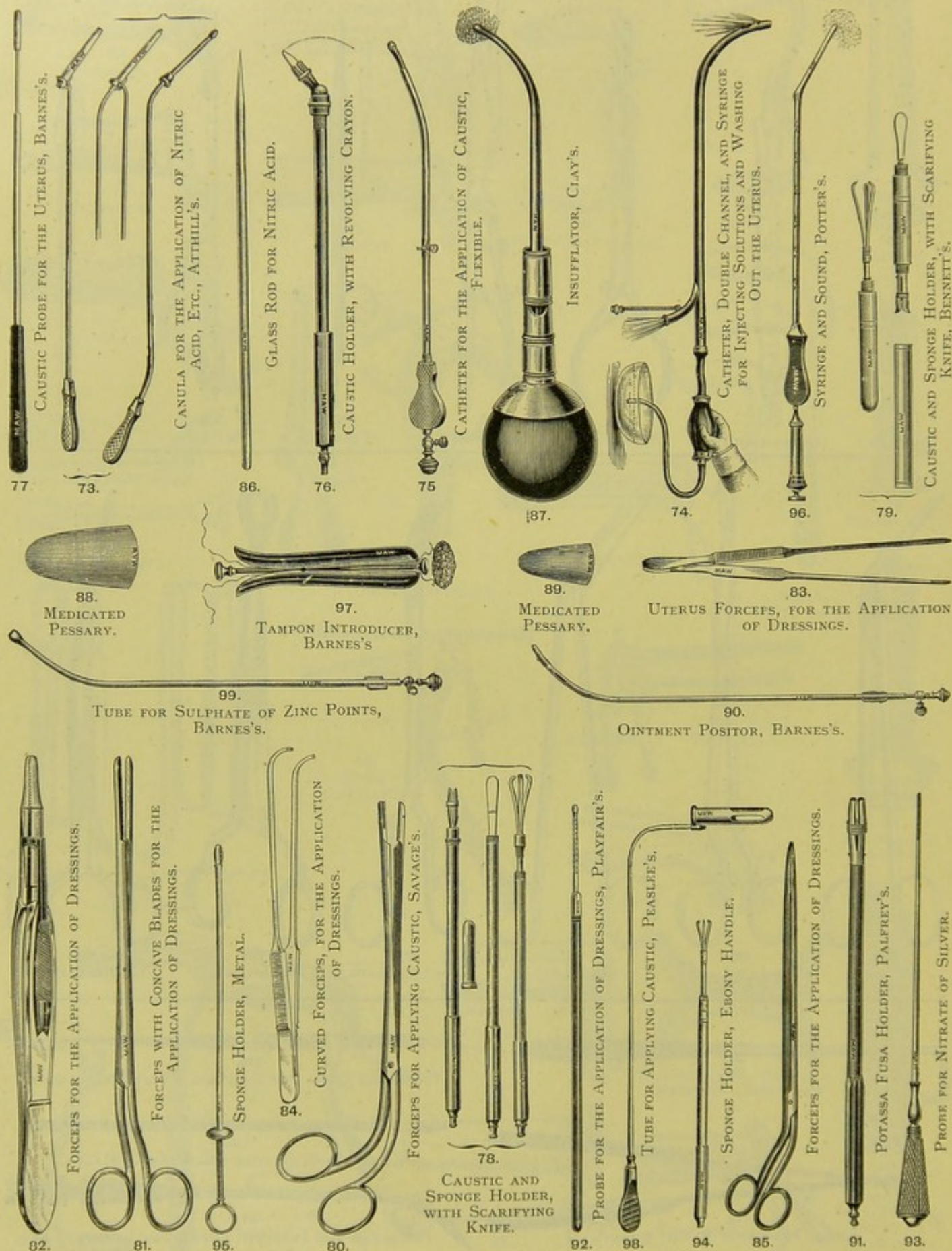
SCISSORS.





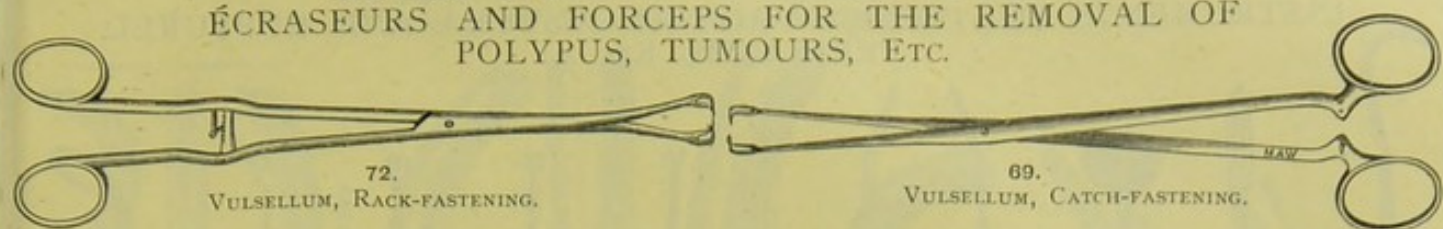
SECTION X. *continued*—For CONTENTS, see page 104.

## INSTRUMENTS FOR THE APPLICATION OF CAUSTIC, PESSARIES, POWDERS, SOLUTIONS, Etc., TO THE VAGINA AND UTERUS.



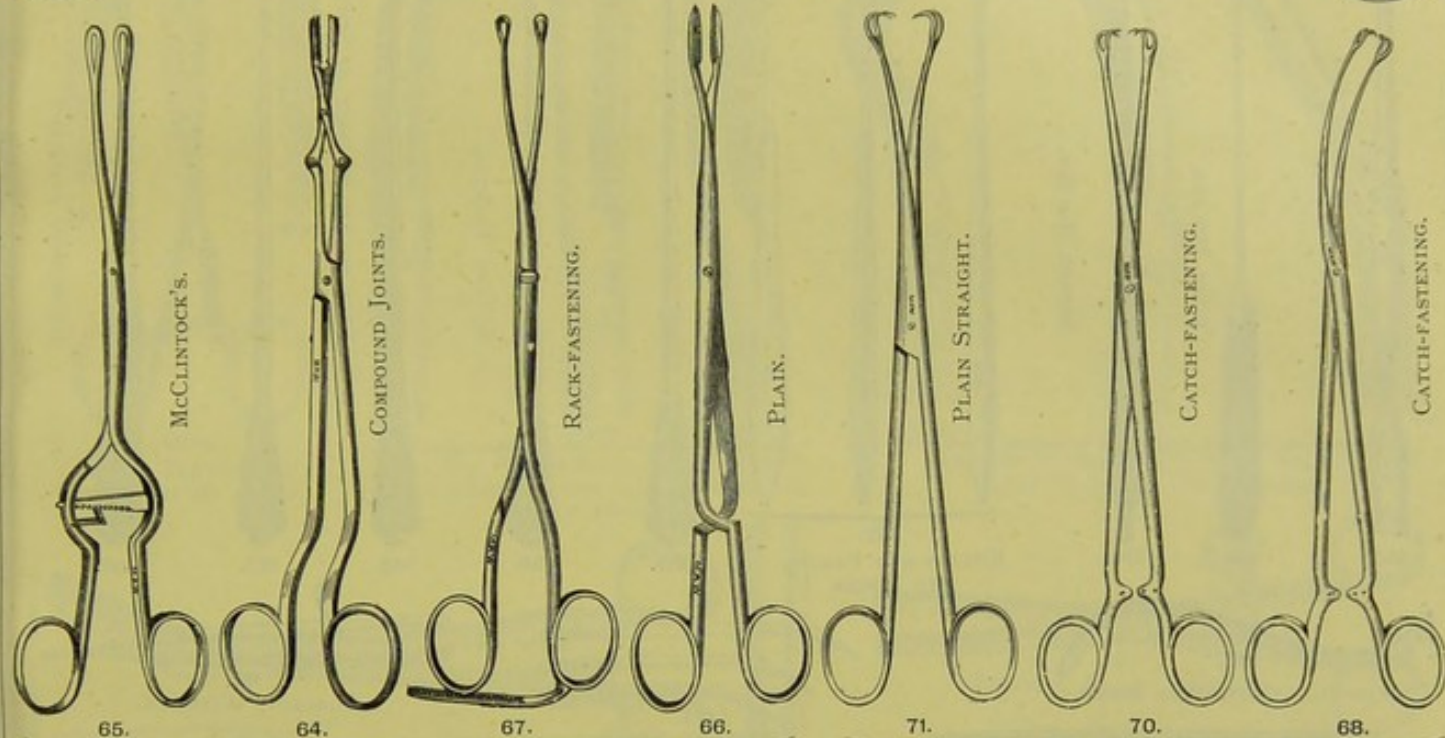


SECTION X. *continued*—For CONTENTS, see page 104.  
ÉCRASEURS AND FORCEPS FOR THE REMOVAL OF  
POLYPUS, TUMOURS, ETC.



72.  
VULSELLUM, RACK-FASTENING.

69.  
VULSELLUM, CATCH-FASTENING.



McCLINTOCK'S.

COMPOUND JOINTS.

RACK-FASTENING.

PLAIN.

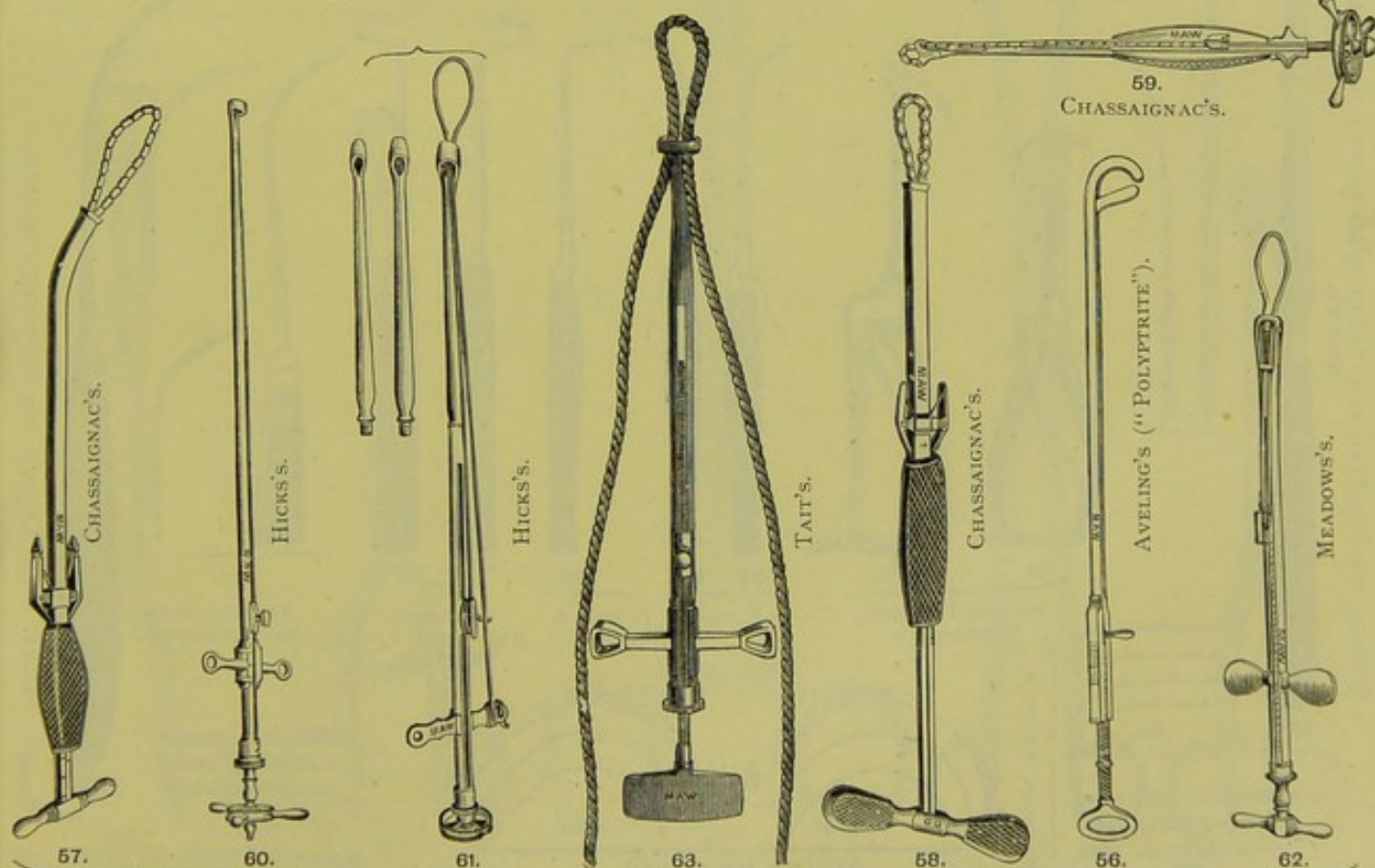
PLAIN STRAIGHT.

CATCH-FASTENING.

CATCH-FASTENING.

FORCEPS.

VULSELLUMS.



CHASSAIGNAC'S.

HICKS'S.

HICKS'S.

TAIT'S.

CHASSAIGNAC'S.

AVELING'S ("POLYPTRITE").

MEADOWS'S.

ÉCRASEURS.



SECTION X. *continued*—For CONTENTS, see page 104.  
INSTRUMENTS FOR VESICO-VAGINAL FISTULA AND RUPTURED PERINÆUM, ETC.



BLUNT HOOK, SIMS'S.

163.



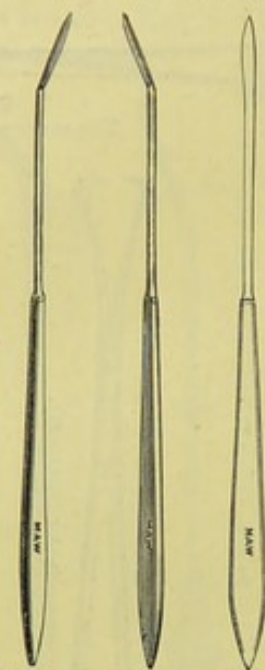
WOOL HOLDER.

187.



SPONGE HOLDER.

184.



168.

KNIVES FOR PARING THE EDGES.



SUTURE ADJUSTER.

185.



SUTURE TWISTER.

186.



FORK TO AID PASSAGE OF SUTURES.

166.




FULCRUM.

167.




DEPRESSOR, THOMAS'S.

164.




183.

RETENTION CATHETER, SIMS'S.



177.

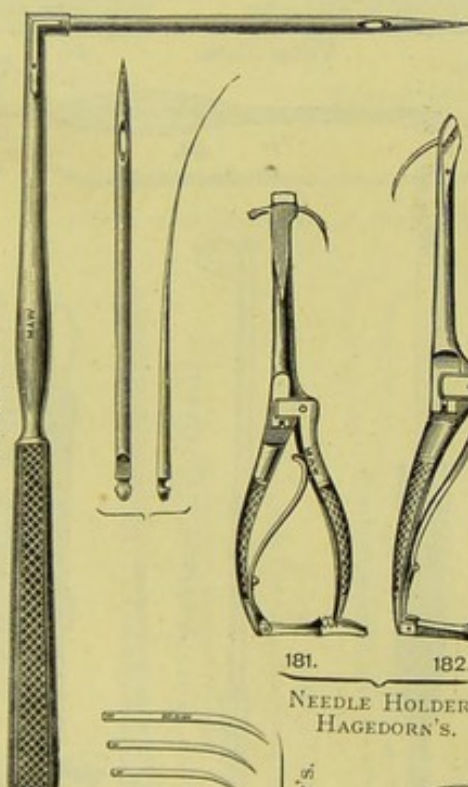
NEEDLES, SIMS'S.




165.

FORCEPS, WILCOX'S.

NEEDLES FOR THE PERINÆUM, SET OF THREE FITTING ONE HANDLE, AGNEW'S.




169.



ROUND POINT.


170.



TROCARN POINT.

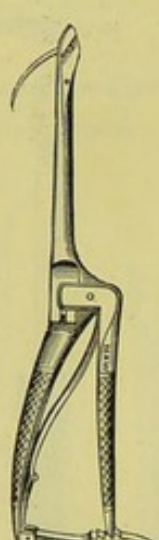
171.

NEEDLES, EMMET'S.



181.

NEEDLE HOLDERS, HAGEDORN'S.



182.



178.

NEEDLES, TUBULAR, SIMPSON'S.

179.



180.



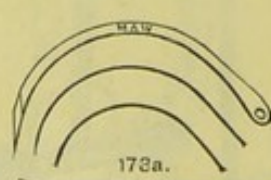
172.

NEEDLES, RIGHT AND LEFT, EMMET'S.

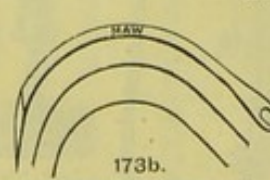


174.

NEEDLES FOR THE PERINÆUM.




172a.



173b.

NEEDLES, HAGEDORN'S.



176.

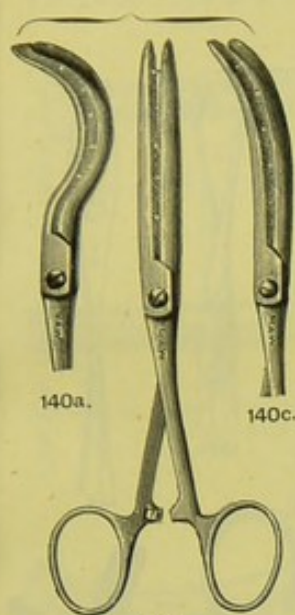
NEEDLES, SIMS'S.



175.

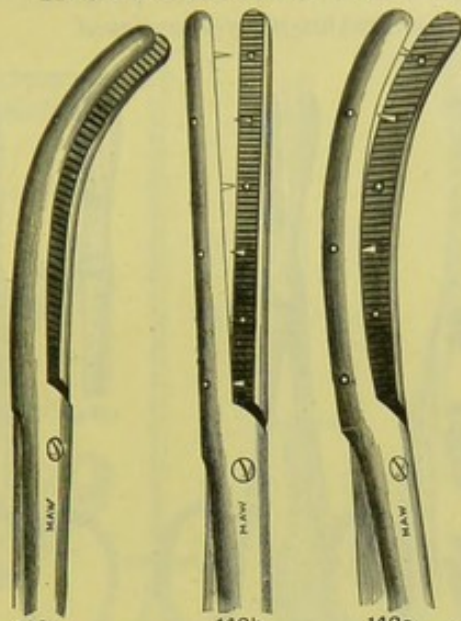
NEEDLE, LARGE CURVED, FOR RUPTURED PERINÆUM.



SECTION X. *continued*—For CONTENTS, see page 104.  
INSTRUMENTS FOR OVARIOTOMY.

140a. 140c.

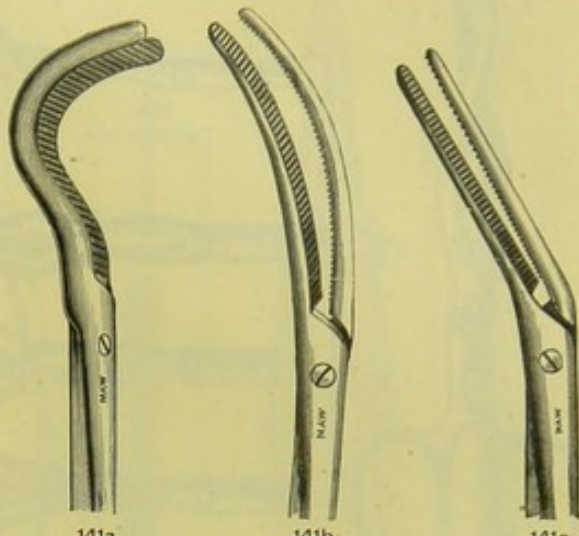
140b.

FORCEPS, HÆMOSTATIC,  
PÉAN'S, SET OF THREE.

142a.

142b.

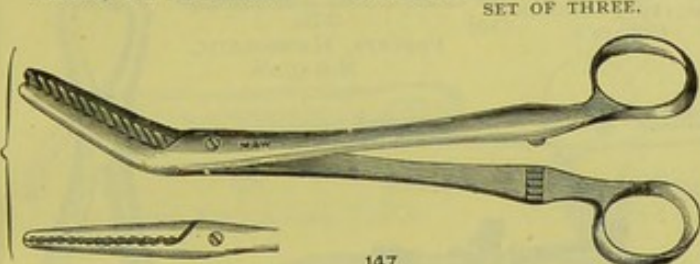
142c.

FORCEPS, HÆMOSTATIC, PLAIN JOINTS,  
LONG HANDLES AND RACK FASTENING,  
SET OF THREE.

141a.

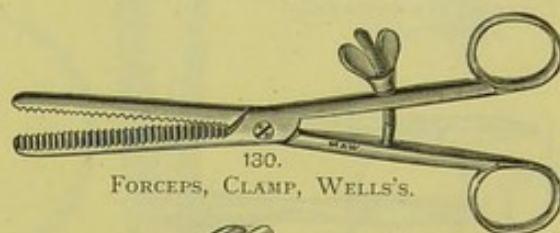
141b.

141c.

FORCEPS, HÆMOSTATIC, PLAIN JOINTS AND  
LONG HANDLES, SET OF THREE.

147.

FORCEPS, HÆMOSTATIC, STRAIGHT AND CURVED, WELLS'S.



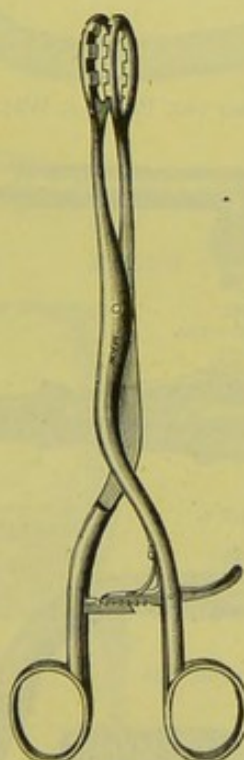
130.

FORCEPS, CLAMP, WELLS'S.



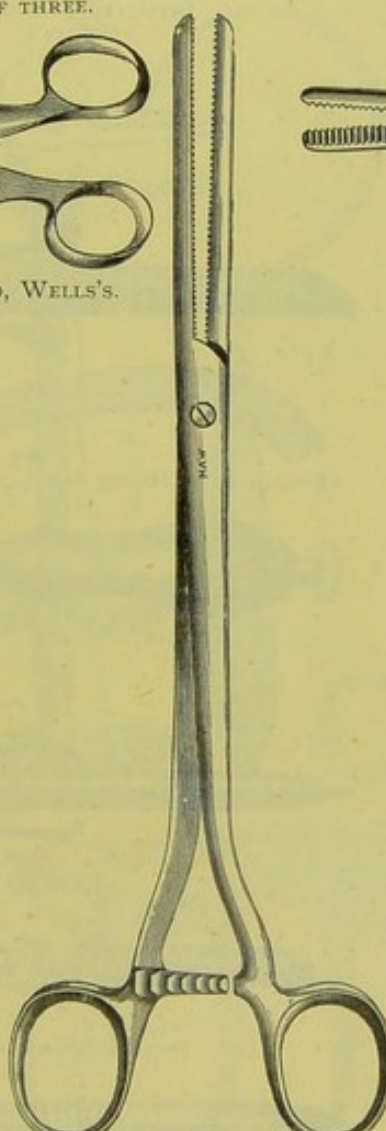
132.

MATTHEWS DUNCAN'S.

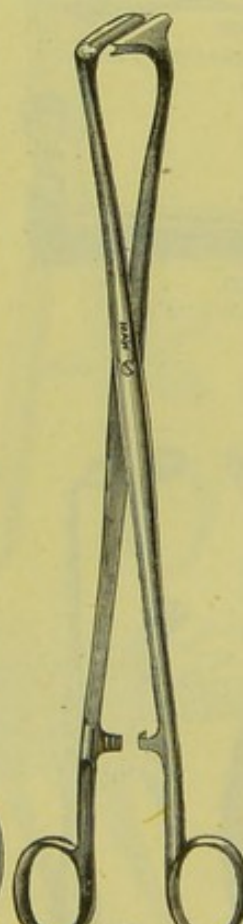


131.

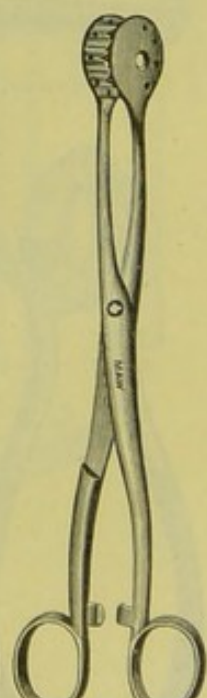
CLEMENT GODSON'S.



143.

FORCEPS, HÆMOSTATIC,  
LONG PLAIN JOINTS AND RACK  
FASTENING.

134.

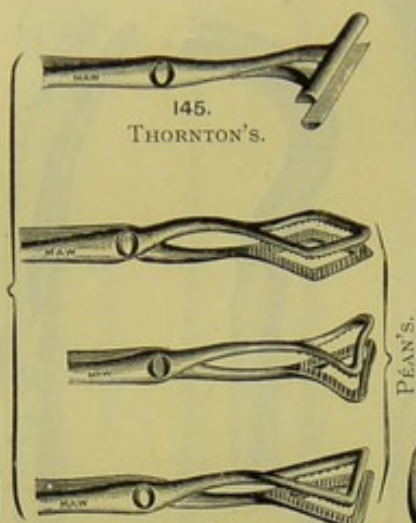
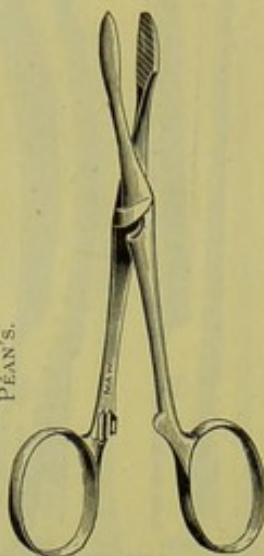
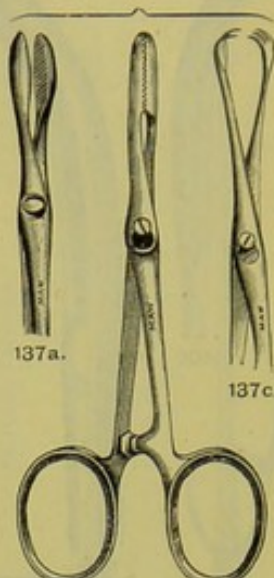
FORCEPS FOR CYSTS,  
SYDNEY JONES'S.

133.

FORCEPS FOR CYSTS,  
NÉLATON'S.


FORCEPS FOR CYSTS.



SECTION X. *continued*—For CONTENTS, see page 104.INSTRUMENTS FOR OVARIOTOMY—*continued*.136.  
FORCEPS, HÆMOSTATIC,  
FENESTRATED145.  
THORNTON'S.139.  
FORCEPS,  
HÆMOSTATIC.135.  
FORCEPS, HÆMOSTATIC,  
IMPROVED FASTENING,  
COLLIN'S.

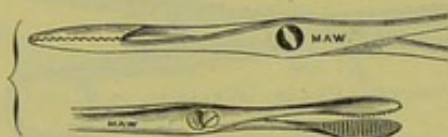

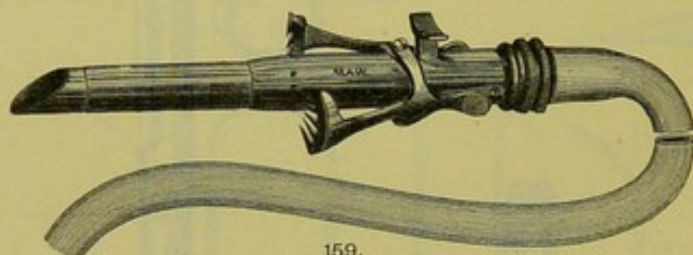
137a.

137c.


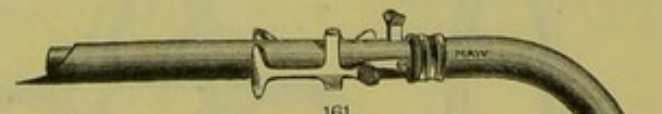
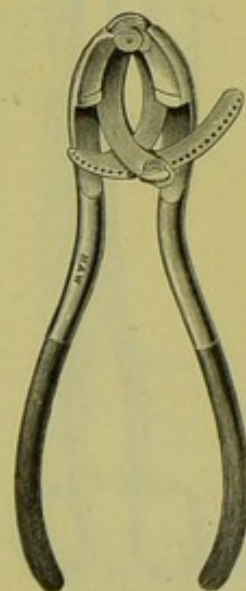
137b.  
FORCEPS, HÆMOSTATIC,  
MIRAUD'S.

FORCEPS, HÆMOSTATIC, TAIT'S.

144.

138.  
FORCEPS, HÆMOSTATIC, PÉAN'S.146.  
FORCEPS, HÆMOSTATIC, WELLS'S.121.  
CLAMP, WELLS'S.159.  
TROCAR, WITH HOOKS FOR SEIZING THE PEDICLE, WELLS'S.





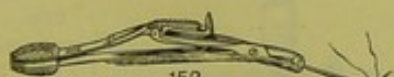

TROCAR, SYPHON, WELLS'S.

160.  
THREE SIZES.158.  
TROCAR, TAIT'S.161.  
TROCAR, WELLS'S IMPROVED.162.  
TROCAR, TUBULAR, WELLS'S.123.  
CLAMP,  
WELLS'S  
IMPROVED.122.  
CLAMP, WELLS'S  
IMPROVED.118.  
CAUTERY IRONS.120.  
CLAMP,  
HUTCHINSON'S.



SECTION X. *continued*—For CONTENTS, see page 104.

## INSTRUMENTS FOR OVARIOTOMY, HYSTERECTOMY, AND CHAIR FOR OPERATIONS.

127.  
DRAINAGE TUBE, GLASS, THOMAS'S.28.  
DRAINAGE TUBE, PERFORATED GLASS, THOMAS'S.124.  
DRAINAGE TUBE, GLASS, KEITH'S.126.  
DRAINAGE TUBE, GLASS, TAIT'S.125.  
DRAINAGE TUBE, SOFT RUBBER.152.  
NEEDLE HOLDER, SANDS'S.


NEEDLE HOLDER, SLIDING TUBE.



NEEDLE HOLDER, SLIDING TUBE.



NEEDLE HOLDER, PLAIN.



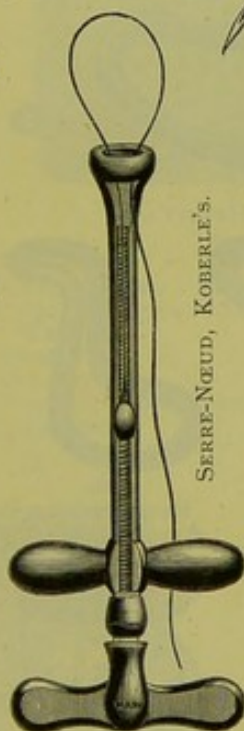
NEEDLE, SHARP, FOR PEDICLE.



NEEDLE HOLDER, COLLIN'S IMPROVED.



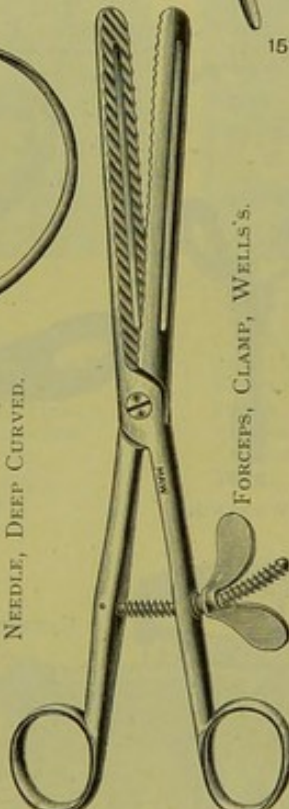
NEEDLE, BLUNT, FOR PEDICLE.




SERRE-NEUD, KOBERLE'S.




NEEDLE, DEEP CURVED.



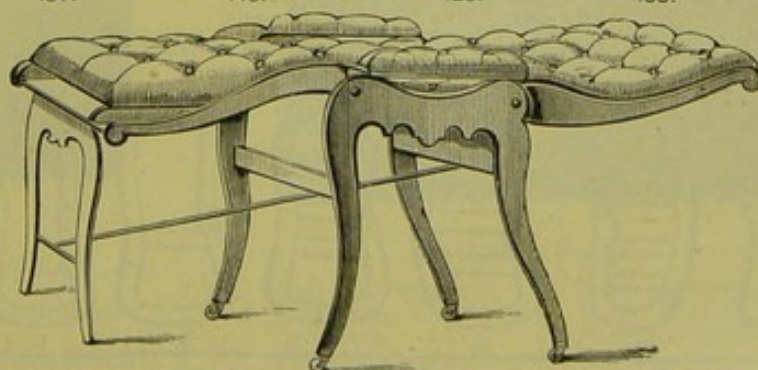
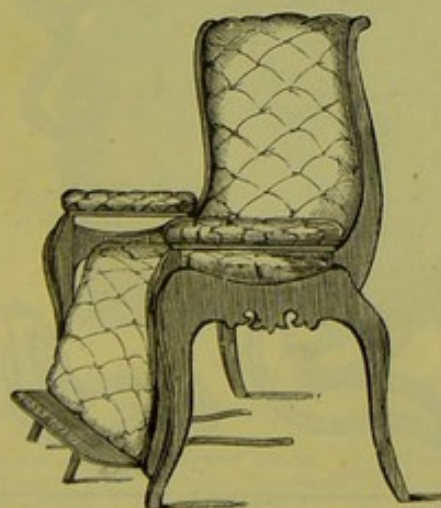
FORCEPS, CLAMP, WELLS'S.



RETRACTOR.



RETRACTOR.

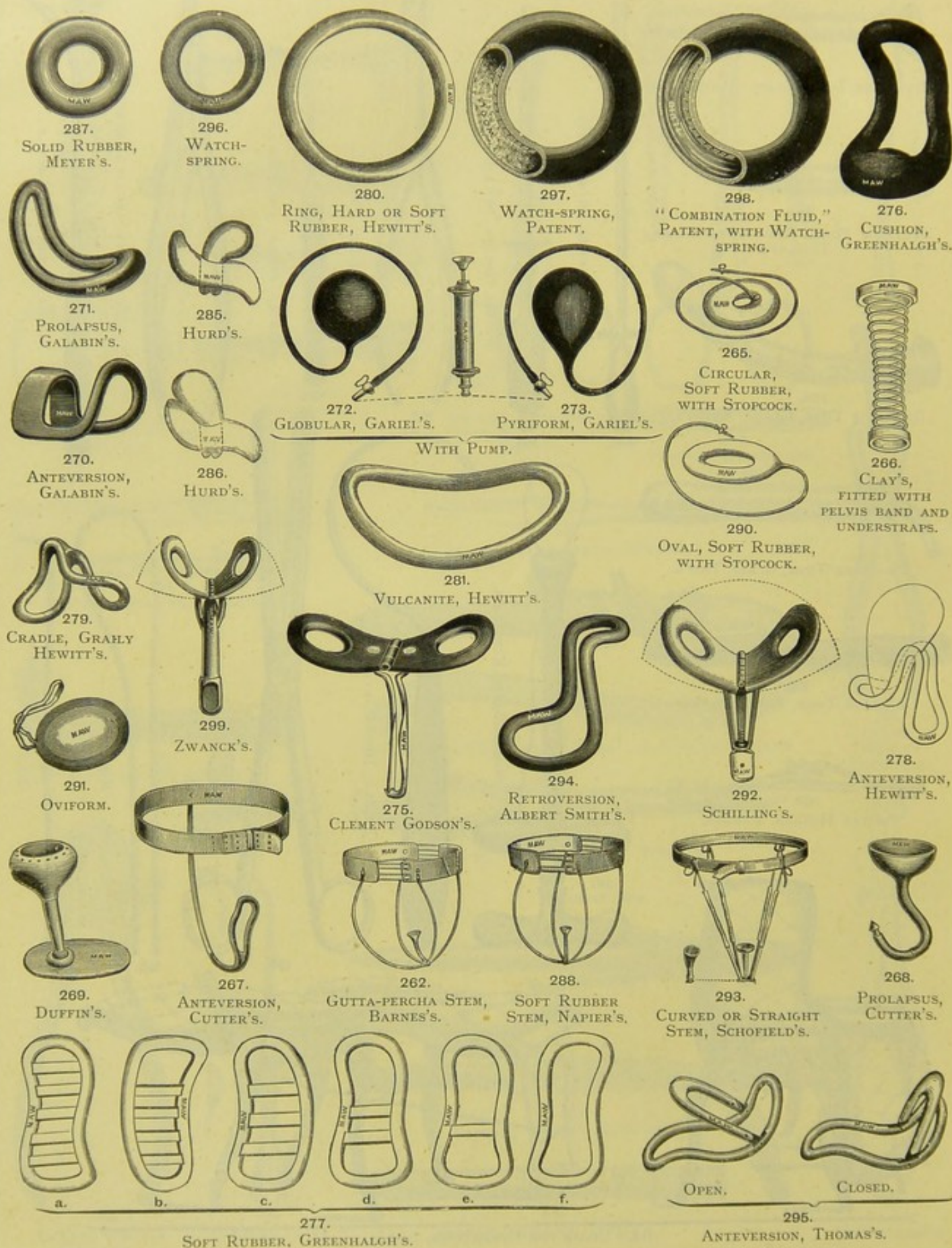


119.—CHAIR FOR OPERATIONS, SIMS'S.

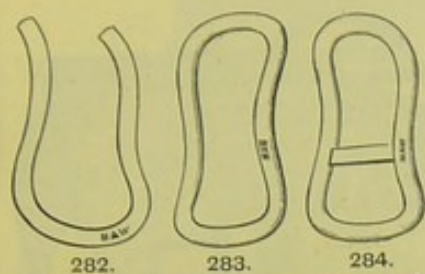


SECTION X. *continued*—For CONTENTS, see page 104.

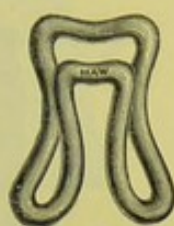
## PESSARIES.



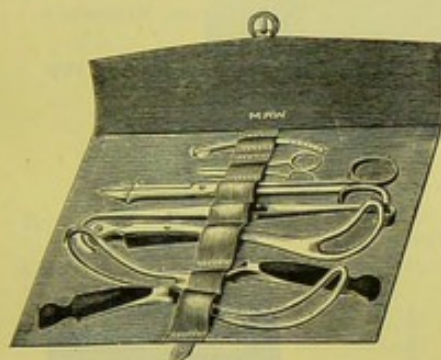


SECTION X. *continued*—For CONTENTS, see page 104.PESSARIES—*continued*.

VULCANITE, HODGE'S.

263.  
BLACKBEE'S.264.  
CIRCULAR,  
INDIA-RUBBER,  
ELASTIC-GUM,  
OR BOXWOOD.274.  
GLOBULAR,  
ELASTIC-GUM  
OR BOXWOOD.289.  
OVAL,  
INDIA-RUBBER,  
ELASTIC-GUM, OR  
BOXWOOD.

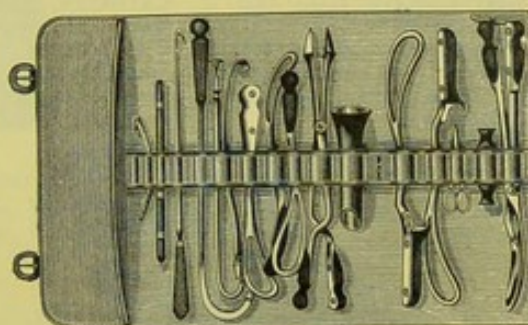
## OBSTETRIC BAGS AND CASES.



196.

## CONTAINS :

CATHETER.  
CROTCHET AND BLUNT HOOK.  
FORCEPS, BARNES'S.  
PERFORATOR, DENMAN'S.  
SCISSORS.  
VECTIS.

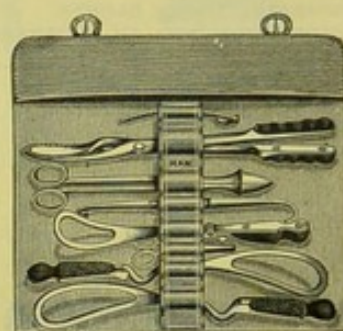


197.

## CONTAINS :

CATHETER.  
CAUSTIC AND SPONGE  
HOLDER, WITH UTERUS  
KNIFE.  
CROTCHET.  
DECAPITATOR.  
FORCEPS, CRANIOTOMY,  
BARNES'S.


FORCEPS, BARNES'S.  
FORCEPS, DENMAN'S.  
HOOK, BLUNT.  
HOOK, FINE.  
PERFORATOR.  
SCISSORS.  
SPECULUM.  
VECTIS.



198.

## CONTAINS :

CATHETER.  
CROTCHET AND BLUNT HOOK.  
FORCEPS, CRANIOTOMY.  
FORCEPS, LONG.  
PERFORATOR, DENMAN'S.  
SCISSORS.  
VECTIS.




192.

## MAW'S—CONTAINS :

BOTTLES, FIVE, IN BOXWOOD  
CASES.  
CROTCHET AND BLUNT HOOK.  
FORCEPS, CRANIOTOMY, BARNES'S.  
FORCEPS, LONG, BARNES'S.  
FORCEPS, SHORT, DENMAN'S.

HYDROSTATIC BAGS AND  
SYRINGE.  
PERFORATOR, SIMPSON'S.  
SCISSORS.  
SPECULUM, ELASTIC-GUM.  
THREAD.



193.

## MAW'S—CONTAINS :

BOTTLES, FIVE.  
CATHETER.  
CROTCHET.  
FORCEPS, CRANIOTOMY,  
BARNES'S.

FORCEPS, LONG, BARNES'S.  
HOOK, BLUNT.  
PERFORATOR, SIMPSON'S.  
SCISSORS.  
SYRINGE, UTERUS.



SECTION X. *continued*—For CONTENTS, see page 104  
OBSTETRIC BAGS, CASES, ETC.—*continued*.




190.

## OBSTETRIC BAG, BARNES'S—CONTAINS:

CATHETER, ELASTIC.  
CATHETER, SILVER SLIDING.  
CHLOROFORM INHALER, SKINNER'S.  
CROTCHET.  
DROP BOTTLE.  
FORCEPS, CRANIOTOMY.  
FORCEPS, LONG.  
GLASS BOTTLES, SIX.

HOOK, BLUNT.  
HYDROSTATIC BAGS AND  
SYRINGE.  
PERFORATOR, OLDHAM'S.  
QUILL FOR INDUCING  
PREMATURE LABOUR.  
SCISSORS.



191.

## OBSTETRIC BAG, GREENHALGH'S—CONTAINS:

BOTTLES, SIX.  
CATHETER, ELASTIC.  
CATHETER, SILVER.  
CHLOROFORM INHALER.  
DROP BOTTLE.  
FORCEPS, CRANIOTOMY.  
FORCEPS, LONG.

HOOK, BLUNT.  
PERFORATOR, SIMPSON'S.  
SCISSORS.  
SPRAY APPARATUS, FOR  
ETHER.  
SYRINGE, UTERUS.



199.

## OBSTETRIC CASE—CONTAINS:

BOTTLES, THREE.  
CATHETER, SILVER.  
TUBE, TRACHEA.

MEASURE.  
SCISSORS.



200.

## OBSTETRIC CASE—CONTAINS:

BOTTLES, THREE.  
CATHETER, METAL.

MEASURE.  
SCISSORS.




201.

## OBSTETRIC CASE—CONTAINS:

BOTTLES, THREE.  
CATHETER, ELASTIC.

MEASURE.  
SCISSORS.



89.

## DRESSING AND OPERATION BAG, MAW'S, FOR DISEASES OF WOMEN—CONTAINS:

AIR PESSARY, INDIA-RUBBER.  
CATHETER.  
CATHETER, CAUSTIC.  
CHLOROFORM INHALER.  
COTTON WOOL.  
DILATOR, VAGINA, SIMS'S.  
ÉCRASEUR.  
FORCEPS, SPECULUM.  
GLASS BRUSH.  
GLASS ROD.  
HOOK, SIMS'S.


INJECTOR, UTERUS.  
KNIFE, UTERUS.  
LAMINARIA TENTS, TWELVE.  
LINT AND LINT HOLDER.  
NEEDLES AND NEEDLE HOLDER.  
OINTMENT CARRIER.  
PESSARIES, HODGE'S, SIX.  
PESSARIES, THOMAS'S, TWO.  
PESSARY, GALVANIC STEM.  
SCISSORS.

SILK AND THREAD.  
SOUND, UTERUS, METAL.  
SOUND, UTERUS, WHALEBONE.  
SPECULUM.  
SPONGE ON WHALEBONE STEM.  
SPONGE TENTS, TWELVE.  
STETHOSCOPE.  
TENT CARRIER.  
THERMOMETER.  
TUBE FOR SULPHATE OF ZINC.



SECTION X. *continued*—For CONTENTS, see page 104.

OBSTETRIC BAGS, CASES, ETC.—*continued*.



194.

OBSTETRIC BAG—CONTAINS:

BOTTLES, FIVE, IN BOXWOOD CASES.  
CATHETER, SILVER.  
CAUSTIC AND SPONGE HOLDER, WITH UTERUS KNIFE.  
CROTCHET.

FORCEPS, CRANIOTOMY, BARNES'S.  
FORCEPS, LONG.  
HOOK, BLUNT.  
PERFORATOR, SIMPSON'S.  
SPECULUM, BARNES'S.  
VECTIS, SYMOND'S.

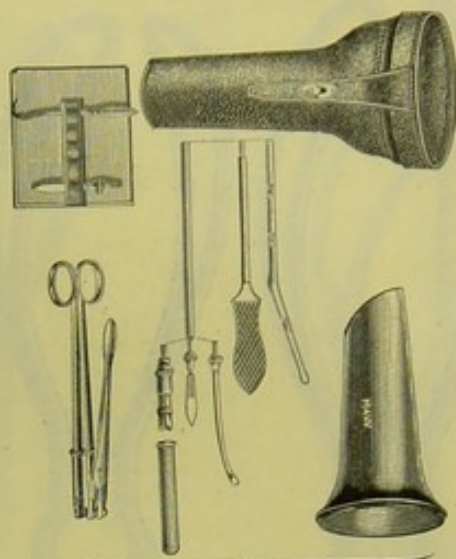


195.

OBSTETRIC BAG—CONTAINS:

BOTTLES, FIVE, IN BOXWOOD CASES.  
CROTCHET AND BLUNT HOOK.

FORCEPS, LONG, BARNES'S.  
SYRINGE, UTERUS.  
VECTIS, SYMOND'S.



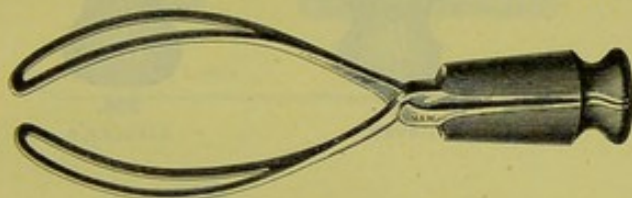
188.

DRESSING AND OPERATION CASE, CLEMENT GODSON'S, FOR DISEASES OF WOMEN—CONTAINS:

CAUSTIC CASE.  
FORCEPS.  
LANCET FOR UTERUS.

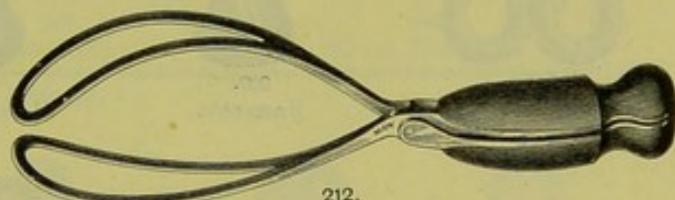
SOUND.  
SPECULUM.  
SPONGE HOLDER.

OBSTETRIC FORCEPS



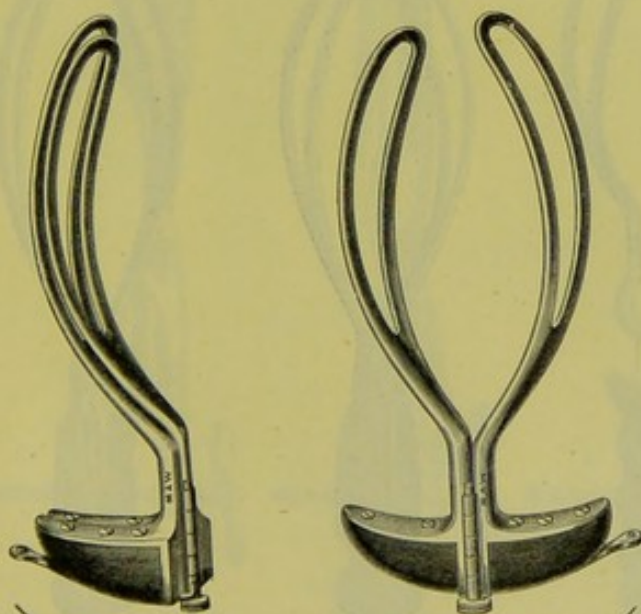
218.

MORE MADDEN'S.



212.

CLARKE'S, CURVED HANDLE.



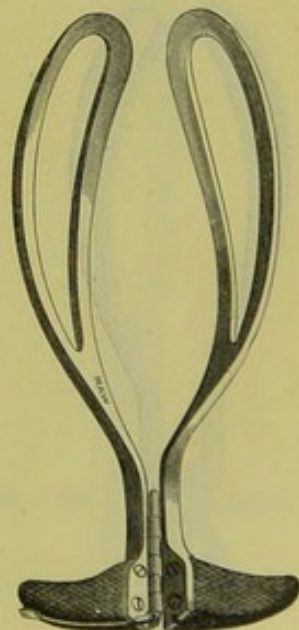
214.

DRAPER'S.



216.

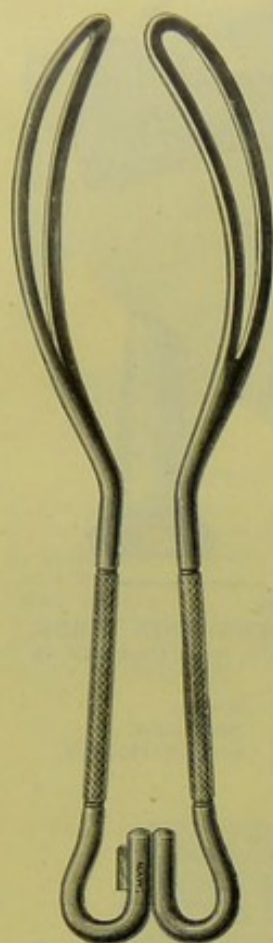
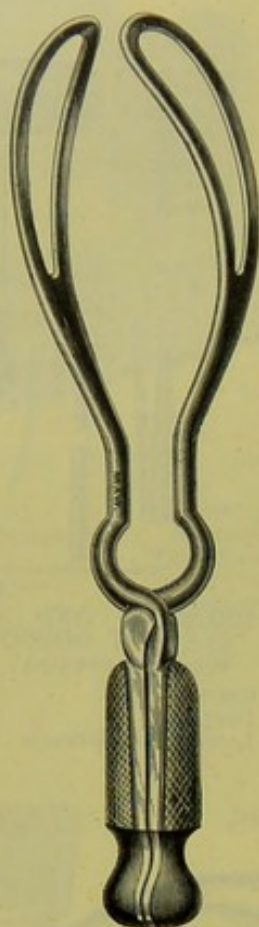
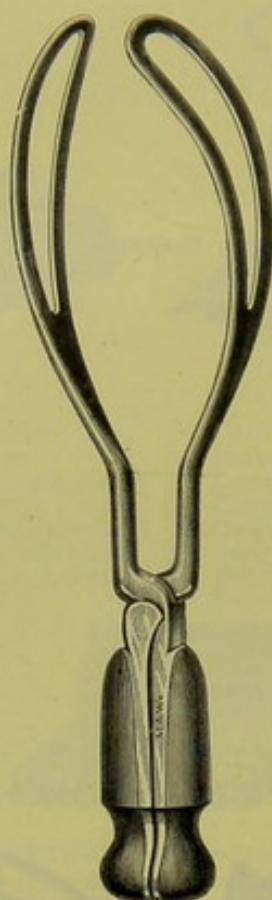
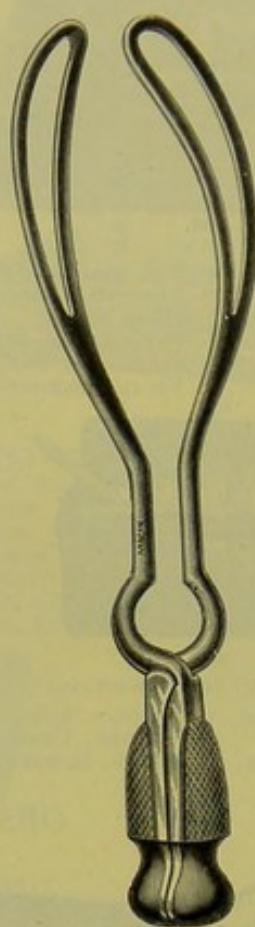
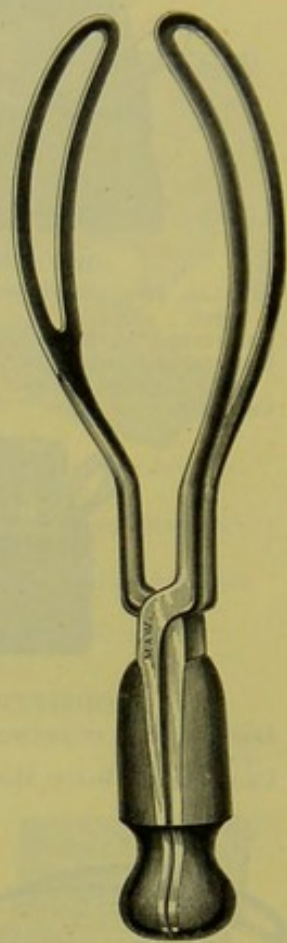
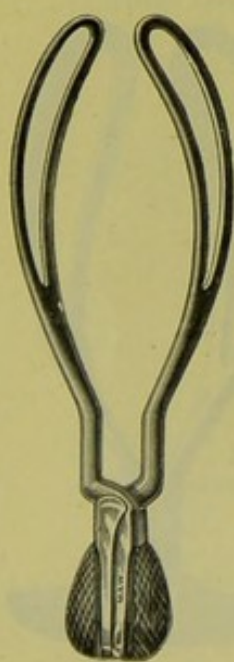

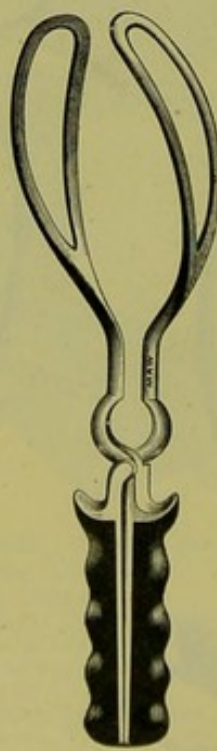
INGLIS'S.



223.

VACHER'S.

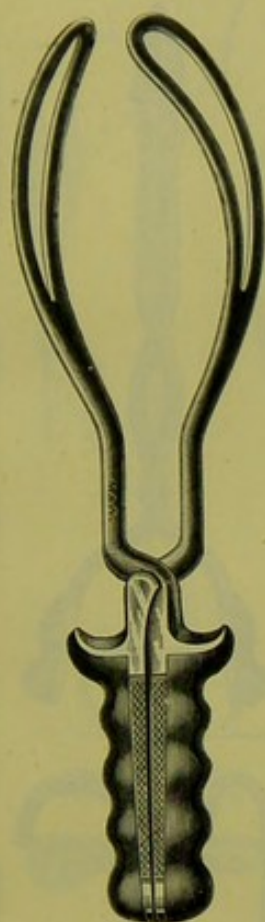


SECTION X. *continued*—For CONTENTS, see page 104.OBSTETRIC FORCEPS—*continued*.209.  
ASSALINI'S.210.  
BARNES'S.219.  
RAMSBOTHAM'S.217.  
LEVER'S.224.  
ZIEGLER'S.221.  
SIMPSON'S SHORT.211.  
CHURCHILL'S.222.  
SIMPSON'S (BARNES'S).213.  
DENMAN'S.215.  
HEWITT'S.

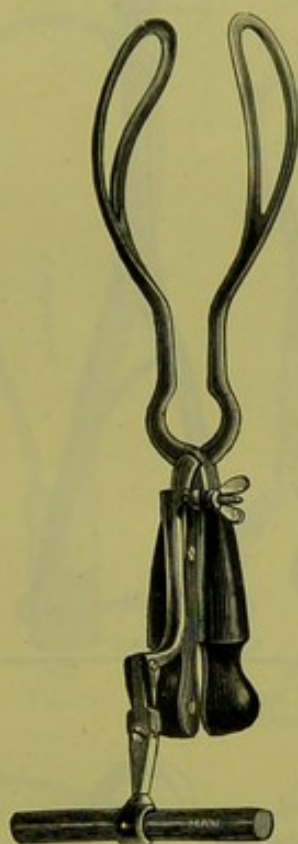


SECTION X. *continued*—For CONTENTS, see page 104.

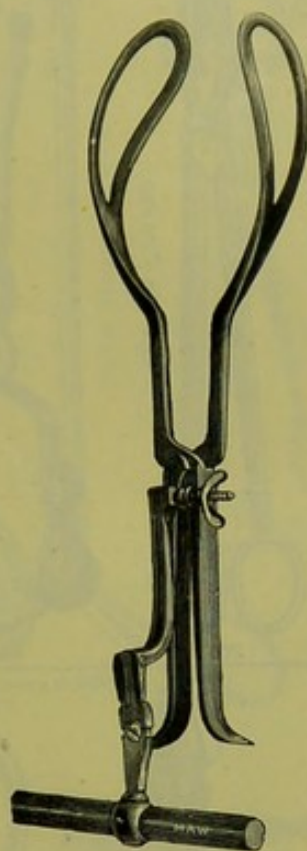
OBSTETRIC FORCEPS—*continued*, AND CEPHALOTRIBES.



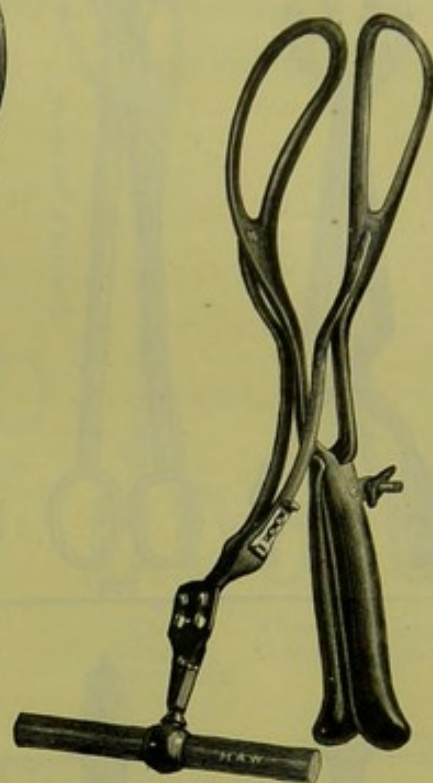
220.  
SIMPSON'S LONG.



226.  
NEVILLE'S.



227.  
SIMPSON'S.

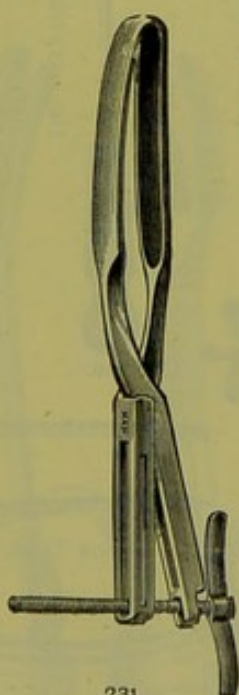


225.  
MILNE MURRAY'S.

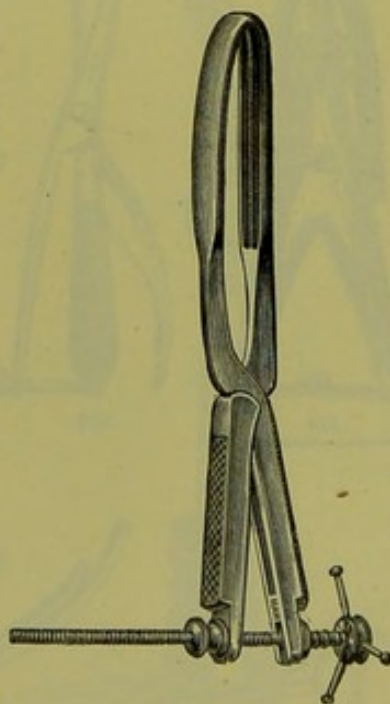
TRACTION FORCEPS.



228.  
FANCOURT BARNES'S.



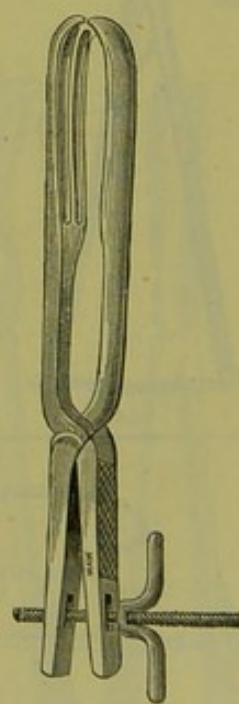
231.  
ROBERTS'S.



229.  
HICKS'S.



232.  
WILTSHIRE'S.



230.  
KIDD'S.

CEPHALOTRIBES.

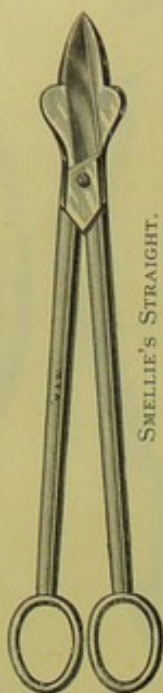


SECTION X. *continued*—For CONTENTS, see page 104.  
OBSTETRIC INSTRUMENTS.



OLDHAM'S.

253.



SMELLIE'S STRAIGHT.

258.



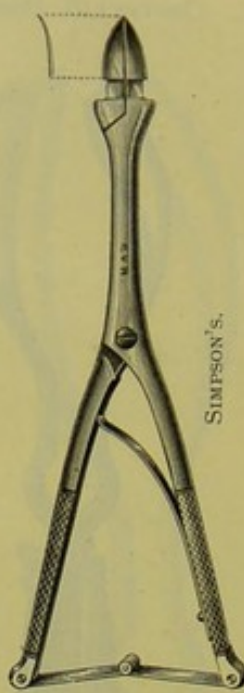
SMELLIE'S CURVED.

257.



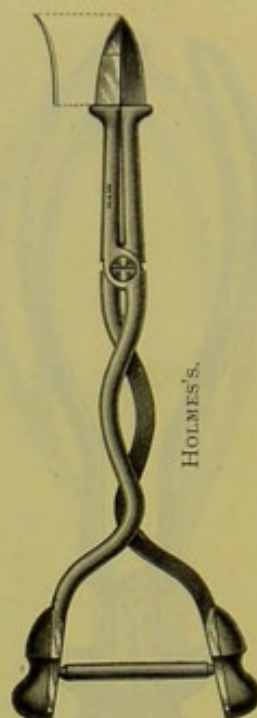
GREENHALGH'S.

250.



SIMPSON'S.

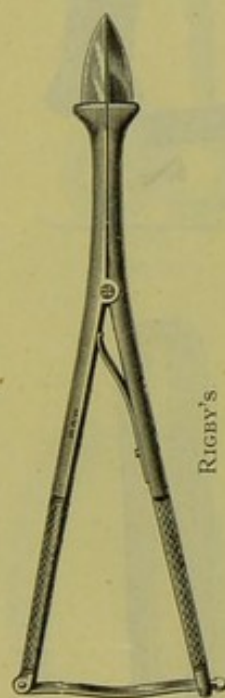
255.



HOLMES'S.

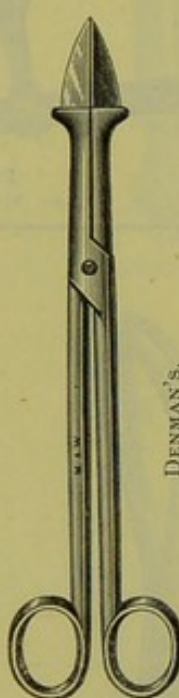
252.

## PERFORATORS.



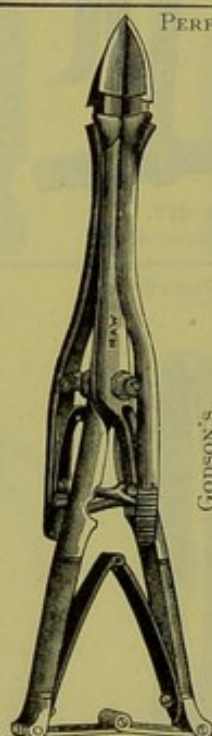
RIGBY'S.

254.



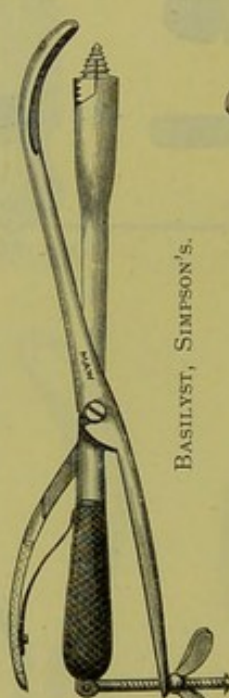
DENMAN'S.

249.



GODSON'S.

251.




BASILYST, SIMPSON'S.

256.




DECAPITATOR, RAMSBOTHAM'S.

206.




BLUNT HOOK.

202.



DECAPITATOR, LEVER'S.

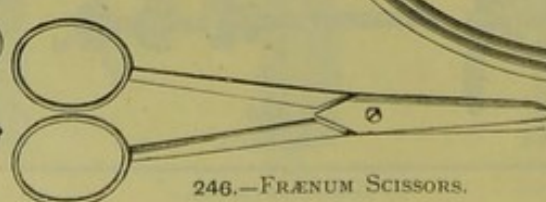
205.



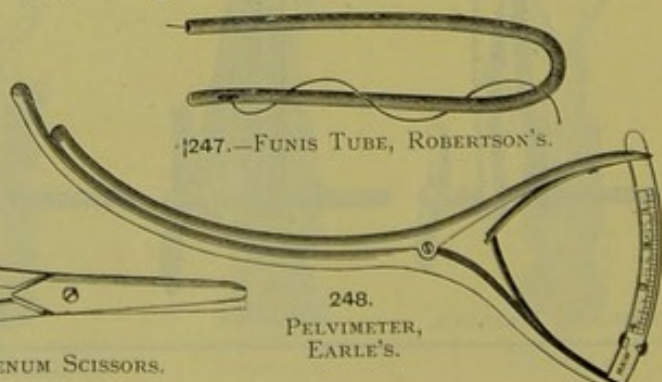
203.

BLUNT HOOK AND CROTCHET,  
CLARKE'S.

204.—BLUNT HOOK AND CROTCHET.



246.—FRÆNUM SCISSORS.

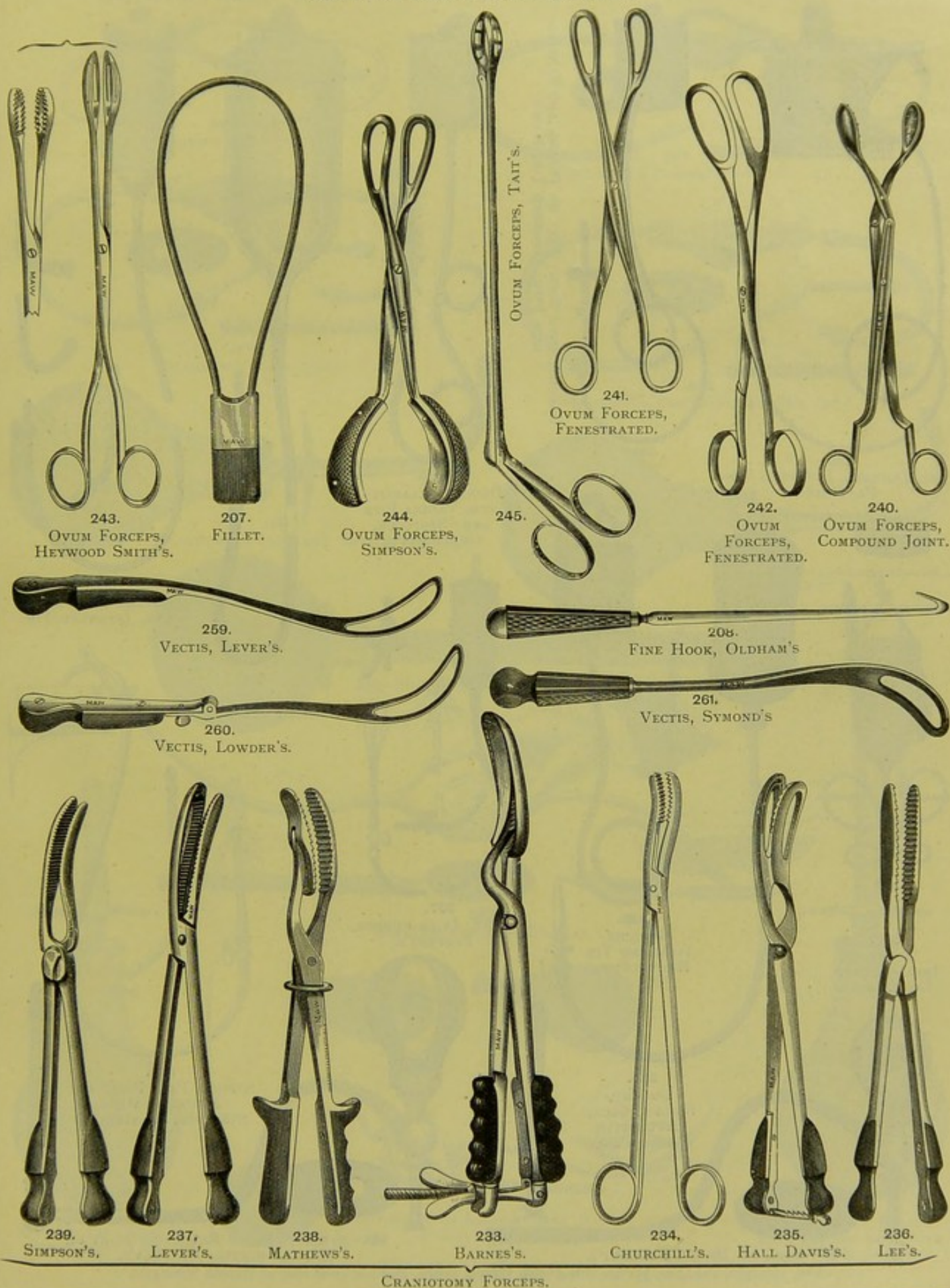


247.—FUNIS TUBE, ROBERTSON'S.

248.  
PELVIMETER,  
EARLE'S.

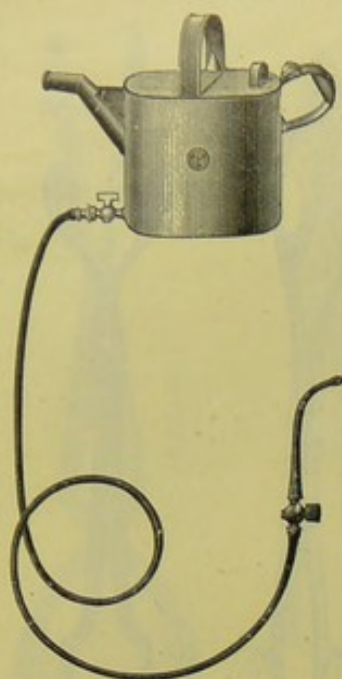


SECTION X. *continued*—For CONTENTS, see page 104.  
OBSTETRIC INSTRUMENTS—*continued*.






SECTION X. *continued*—For CONTENTS, see page 104.  
DOUCHES AND SYRINGES FOR FEMALE INJECTIONS.



338.  
CAN DOUCHE, JAPANNED TIN,  
PLAYFAIR'S.



336.

DOUCHE, WITH EIGHT FEET OF TUBING, AND ELASTIC-  
GUM PIPE, JAPANNED TIN, MAW'S.



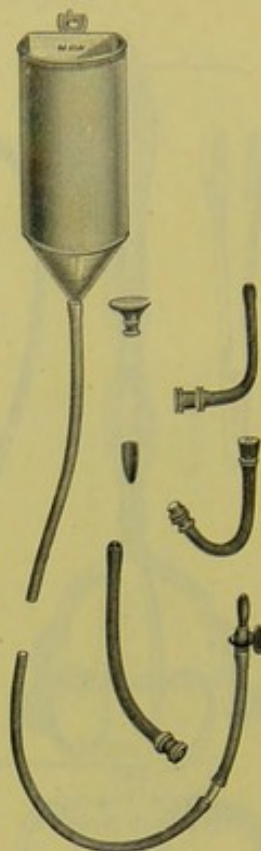
333.

DOUCHE, ELASTIC-  
GUM, VAGINA PIPE  
AND STOPCOCK,  
GREENWAY'S.



331.

DOUCHE,  
GLASS RESERVOIR.



330.

DOUCHE FOR FAMILY  
USE, JAPANNED TIN.



332.

DOUCHE,  
INDIA-RUBBER,  
GOWLLAND'S.



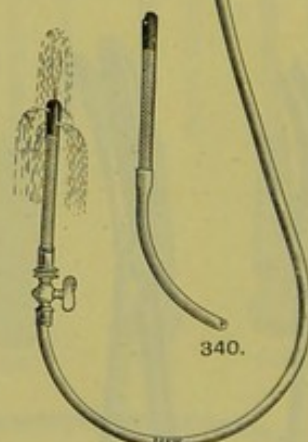
335.

DOUCHE,  
JAPANNED TIN,  
MACNAUGHTON  
JONES'S.



337.

DOUCHE, INDIA-RUBBER,  
PALFREY'S.



340.



334.

DOUCHE,  
INDIA-RUBBER,  
FITTED WITH  
VAGINA TUBE.



339.

SYPHON, PIPE, PLAIN OR  
MOUNTED, WITH  
STOPCOCK, SCANZONI'S.

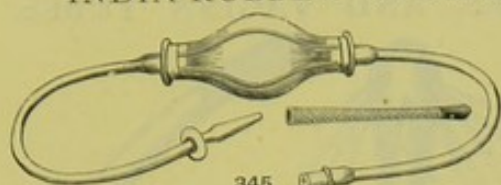
350.—SYRINGE, BRASS, KENNEDY'S.

351.—SYRINGE, BRASS REVOLVING JOINT OR  
ELECTRO-PLATED, KENNEDY'S.

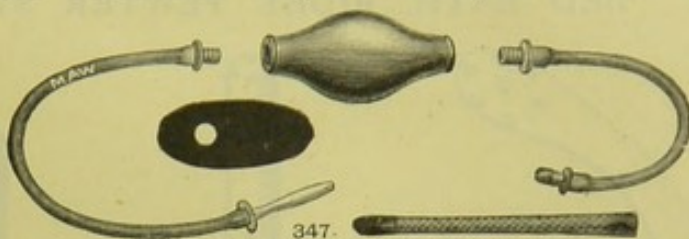
Fig. 330, 332, 334, 350, 351 are fitted with Enema Pipes, and are used also as Enema Syringes.



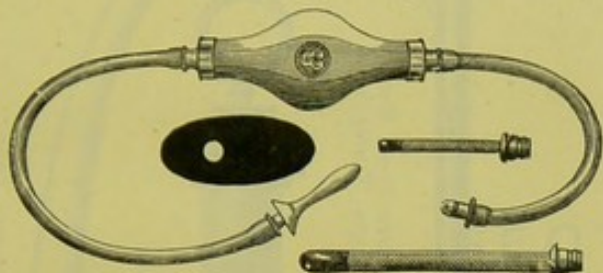
SECTION X. *continued*—For CONTENTS, see page 104.  
INDIA-RUBBER SYRINGES FOR FEMALE INJECTIONS, ETC.



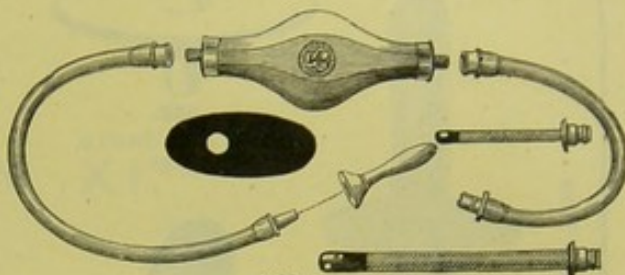
345.  
HIGGINSON'S, No. 13.



347.  
HIGGINSON'S DISCONNECTING, No. 13C.



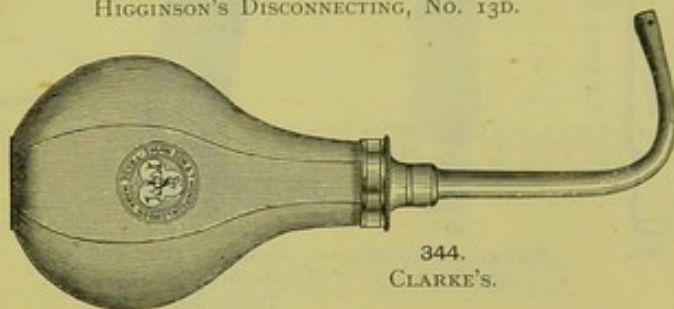
346.  
HIGGINSON'S, No. 13B.



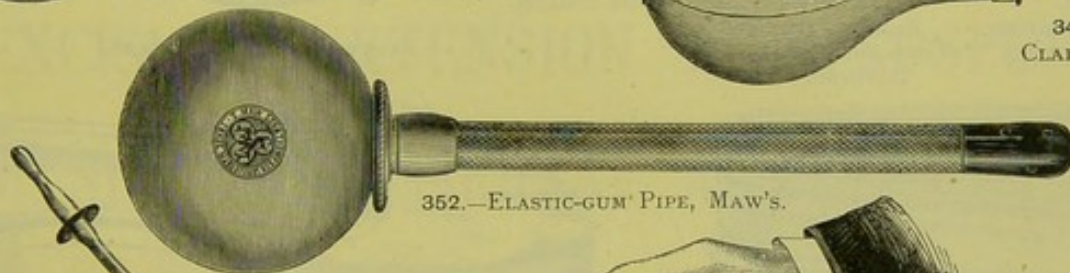
348.  
HIGGINSON'S DISCONNECTING, No. 13D.



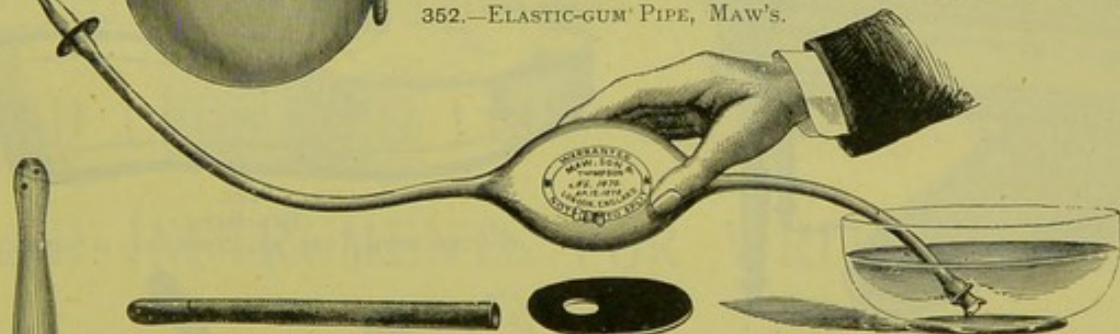
341.  
ELASTIC-GUM PIPE AND SHIELD, BIRD'S.



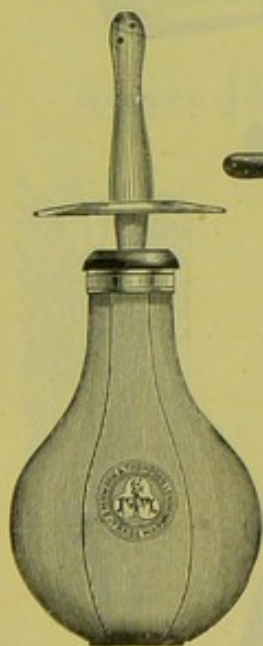
344.  
CLARKE'S.



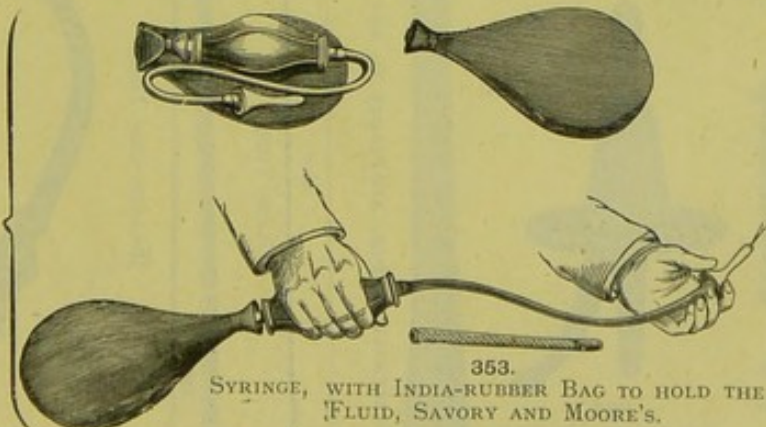
352.—ELASTIC-GUM PIPE, MAW'S.




349.  
SEAMLESS, INGRAM'S PATENT.



342.  
INDIA-RUBBER BOTTLE,  
WITH BONE TUBE.



353.  
SYRINGE, WITH INDIA-RUBBER BAG TO HOLD THE  
FLUID, SAVORY AND MOORE'S.

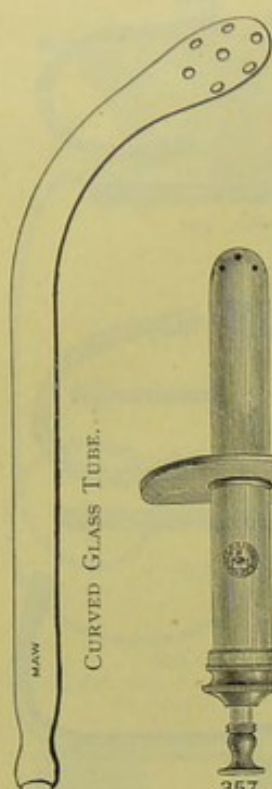


343.  
INDIA-RUBBER BOTTLE,  
WITH ELASTIC-GUM TUBE  
AND BONE SHIELD.

Fig. 345, 346, 347, 348, 349, 353 are fitted with Enema Pipes, and are used also as Enema Syringes.


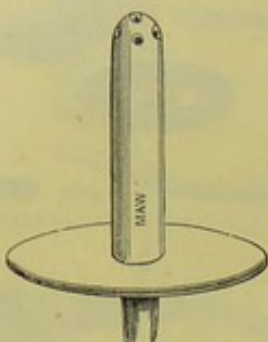
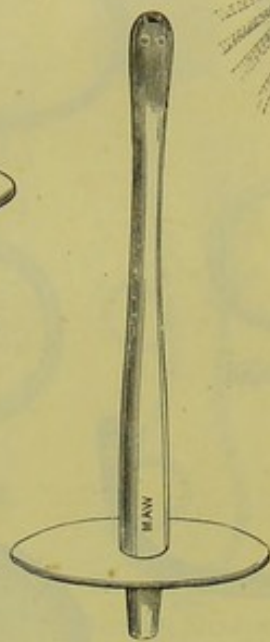
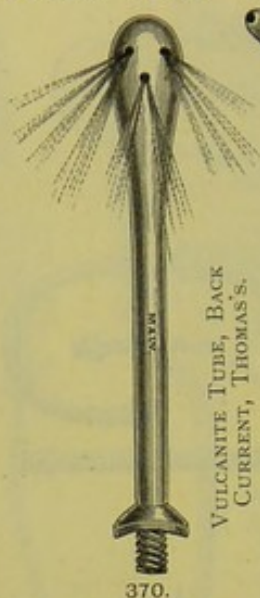


SECTION X. *continued*—For CONTENTS, see page 104.  
 BED BATH, BIDET, PEWTER SYRINGES, AND VAGINA TUBES.

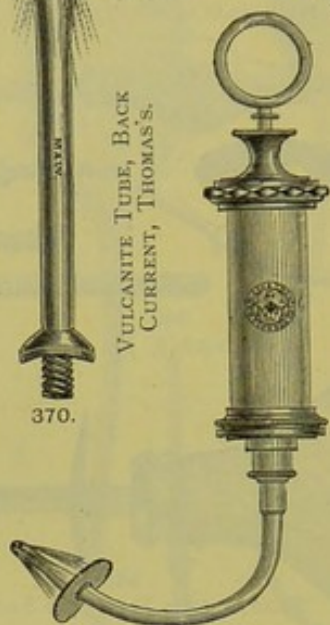
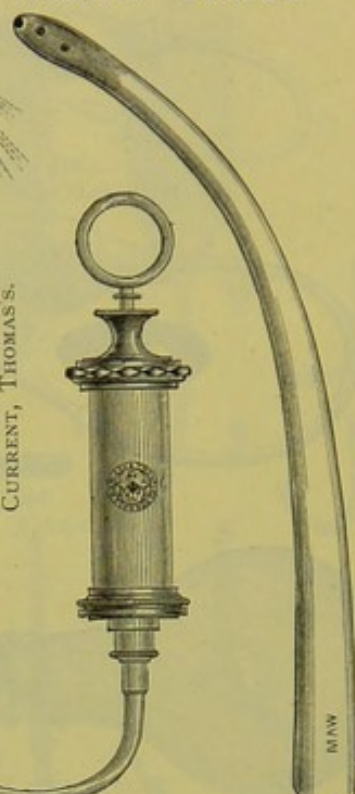


365.

CURVED GLASS TUBE.

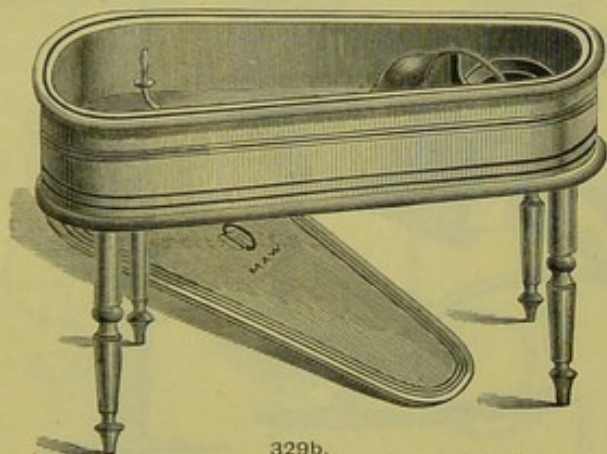
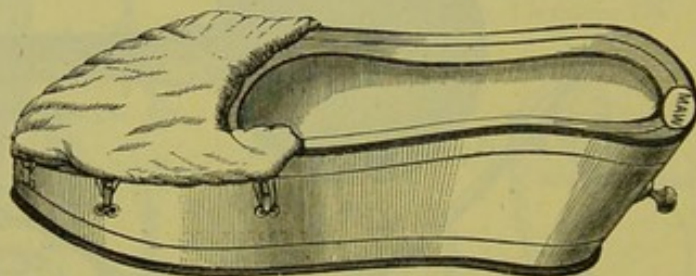

357.  
PEWTER SYRINGE,  
WITH SHIELD.358.  
TUBE AND SHIELD,  
BONE.362.  
ELASTIC-GUM  
TUBE FOR LOCAL  
BATHING.359.  
ELASTIC-GUM TUBE,  
BONE SHIELD.VULCANITE TUBE, BACK  
CURRENT, THOMAS'S.

370.

354.  
PEWTER SYRINGE, CLARKE'S.

363.

CURVED ELASTIC-GUM TUBE.

329b.  
BIDET, WITH SYRINGE COMPLETE, MAW'S.329a.  
BED BATH  
(FITTED WITH TUBE AND STOPCOCK, IF DESIRED).

367.

VULCANITE TUBE AND SPONGE,  
GOWLAND'S.356.  
PEWTER  
SYRINGES,  
FEMALE.

355.

360.  
VULCANITE DOUBLE  
CHANNEL TUBE,  
ARAN'S.

361.

ELASTIC-GUM TUBE, ADAPTABLE TO ANY SYRINGE.



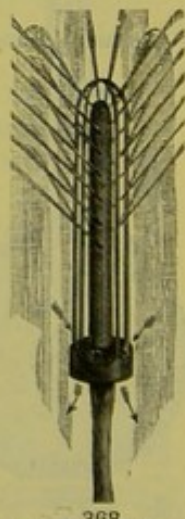
366.

GLASS TUBE.



364.

ELASTIC-GUM TUBE.

369  
VULCANITE TUBE.368.  
VULCANITE IRRIGATION TUBE,  
GREENWAY'S.



## SECTION XI.

---

APPARATUS FOR DEFORMITIES, DISLOCATIONS,  
EXCISION, EXTENSION AND SUSPENSION  
ARM SLINGS, ARTIFICIAL ARMS, FEET, HANDS,  
AND LEGS, PEG LEGS, COUCHES, CRUTCHES,  
AND INSTRUMENTS FOR WRITERS' CRAMP.



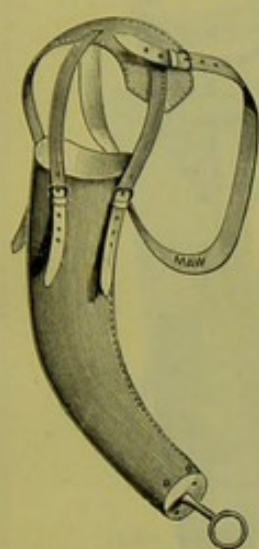
## CONTENTS OF SECTION XI.

	PAGE		PAGE
APPARATUS AND APPLIANCES FOR—		CRUTCHES ... ..	134, 135
CURVATURE OF THE SPINE ...	142	CRUTCH STICKS ... ..	135
DEFORMITIES ... ..	137 to 140	DIRECTIONS FOR MEASUREMENT	
DISLOCATIONS ... ..	144	FOR ARTIFICIAL ARMS, FEET,	
EXCISION ... ..	147	AND LEGS... ..	133
EXTENSION ... ..	145, 146, 147	DIRECTIONS FOR MEASUREMENT	
FRACTURES ... ..	136, 144, 147, 148 149, 150, 151, 152	FOR CURVATURES, WRY NECK,	
TALIPES ... ..	139, 140	ANKLE, KNEE, THIGH, AND LEG	
APPARATUS FOR SUSPENSION IN		SPLINTS, Etc. ... ..	153, 154
THE TREATMENT OF SPINE		FOOT SLING ... ..	136
DISEASES ... ..	141	FRAMES FOR PROTECTING LEGS	
APPLIANCES FOR PARTIAL AMPU-		FROM THE PRESSURE OF THE	
TATION OF THE HAND ... ..	153	BEDCLOTHES ... ..	136
ARM SLINGS ... ..	136	INSTRUMENTS FOR WRITERS' CRAMP	140
ARTIFICIAL ARMS, HANDS, SOCKETS,		JURY MAST FOR SPINE DISEASE ...	141
AND IMPLEMENTS ... ..	129	MOULDED SPLINTS FOR HIP-JOINT	
ARTIFICIAL FEET AND LEGS AND		DISEASE ... ..	145
PEG LEGS ... ..	130, 131, 132	RIDERS' SPRAIN APPLIANCES... ..	153
CORK-SOLE BOOTS FOR SHORTENED		SPRING SOLE FOR FLAT FEET ...	140
LIMBS ... ..	146	VALGUS AND VARUS PLATES... ..	140




SECTION XI.

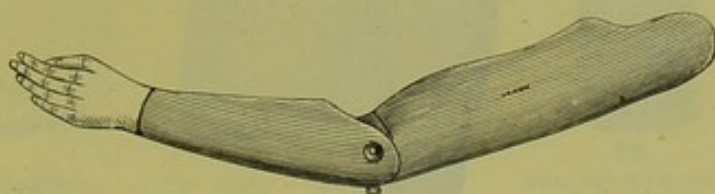
ARTIFICIAL ARMS, HANDS, SOCKETS, AND IMPLEMENTS.



218.  
ARM SOCKET, FOR  
AMPUTATION ABOVE  
ELBOW.



216.  
ARM AND HAND, FOR AMPUTATION BELOW ELBOW,  
WITH MAW'S IMPROVED WRIST PLATE.



214.  
ARM AND HAND, FOR AMPUTATION ABOVE ELBOW.



217.  
ARM SOCKET,  
FOR AMPUTATION  
ABOVE ELBOW.



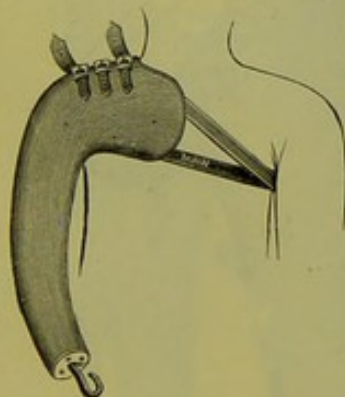
221.  
SOCKET  
FOR THE  
HAND.



215.  
ARM AND HAND, FOR AMPUTATION BELOW ELBOW.



220.  
ARM SOCKET, FOR AMPUTATION BELOW ELBOW.



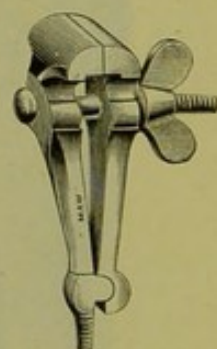
219.  
ARM SOCKET, FOR AMPUTA-  
TION AT SHOULDER-JOINT.



231.  
PENHOLDER.



229.  
HOOK WITH SPRING  
FOR DRIVING.



234.  
VICE.



224.  
CARD  
HOLDER.



232.  
RING.



222.  
BOOK  
HOLDER.



228.  
HOOK FOR  
DRIVING.



230.  
KNIFE.



225.  
FORK.



233.  
SPOON.



223.  
BUTTON  
HOOK.



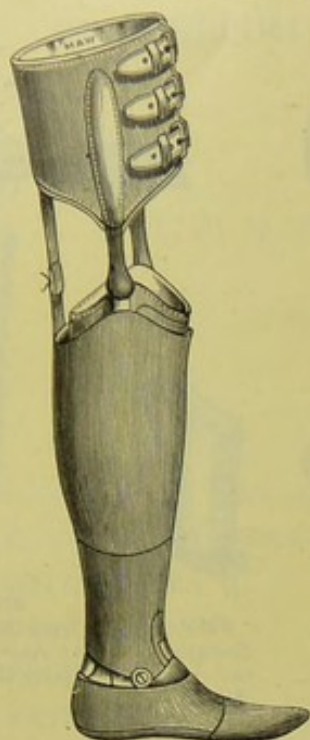
226.  
FORK.



227.  
HOOK.



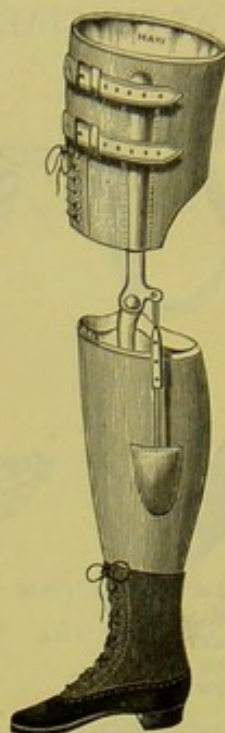
SECTION XI. *continued*—For CONTENTS, see page 128.  
ARTIFICIAL FEET AND LEGS AND PEG LEG.



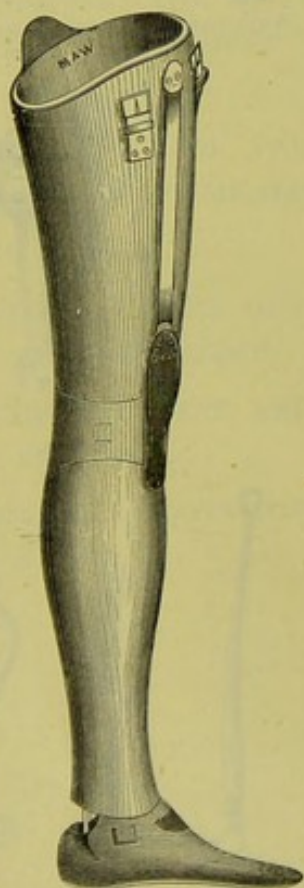
246.  
FOR AMPUTATION BELOW  
THE KNEE.



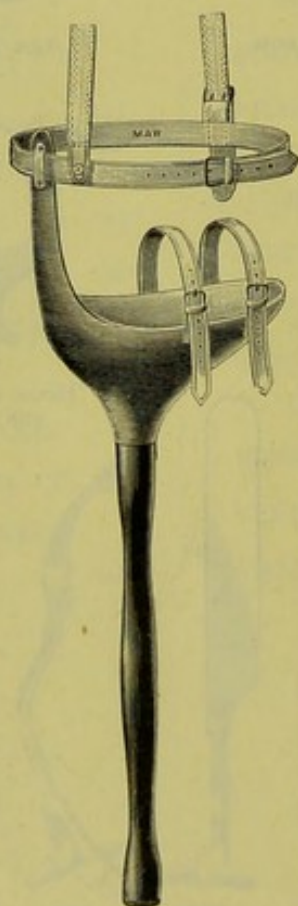
245.  
FOR AMPUTATION BELOW THE  
KNEE, WITH LONG STUMP.



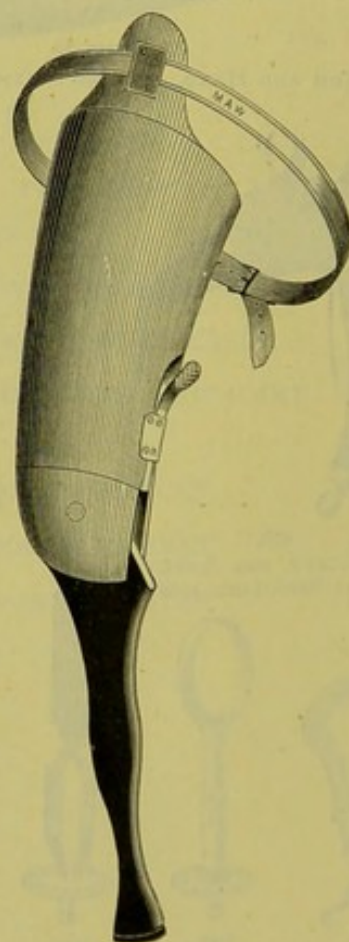
247.  
FOR AMPUTATION BELOW  
THE KNEE.



241.  
FOR AMPUTATION ABOVE  
THE KNEE.



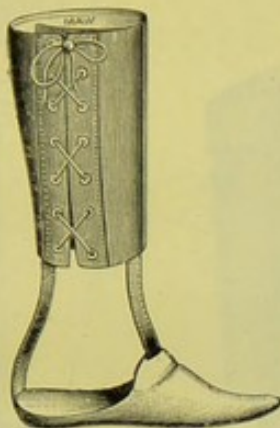
257.  
FOR AMPUTATION ABOVE THE  
KNEE, WITH SHORT STUMP.




256.  
PEG LEG, FOR AMPUTATION ABOVE  
THE KNEE, IMPROVED JOINT.



SECTION XI. *continued*—For CONTENTS, see page 128.  
ARTIFICIAL FEET AND LEGS.



250.  
FOR PART AMPUTATION  
OF FOOT, SYME'S.



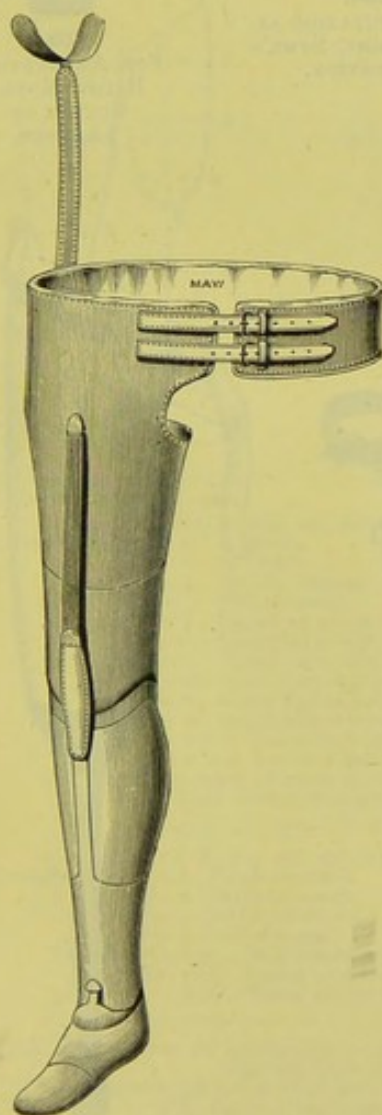
252.  
FOR PART AMPUTATION  
OF FOOT, CHOPART'S  
OPERATION.




251.  
FOR AMPUTATION AT  
ANKLE-JOINT,  
SYME'S OPERATION.



249.  
FOR AMPUTATION AT  
ANKLE-JOINT, CHOPART'S.



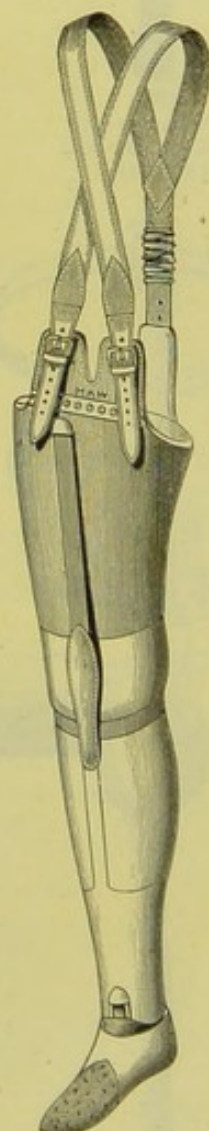
244.  
FOR AMPUTATION AT  
HIP-JOINT.



248.  
FOR AMPUTATION  
BELOW KNEE, WITH  
BRACES.



242.  
FOR AMPUTATION  
ABOVE KNEE.



243.  
FOR AMPUTATION  
ABOVE KNEE, WITH  
SHORT STUMP.

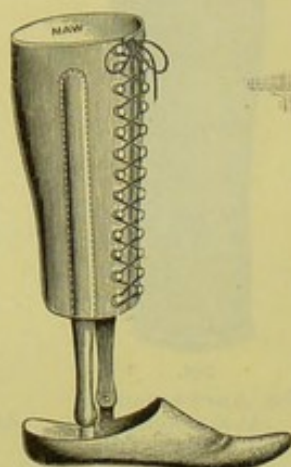


SECTION XI. *continued*—For CONTENTS, see page 128.  
ARTIFICIAL FEET, LEGS, AND PEG LEGS, ETC.



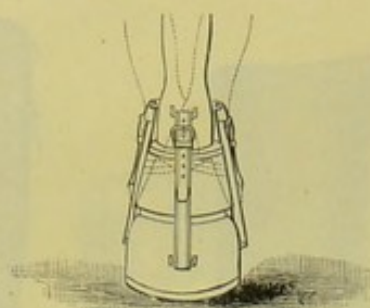
258.

FOR AMPUTATION  
BELOW KNEE, BUCKET  
OF LEATHER.



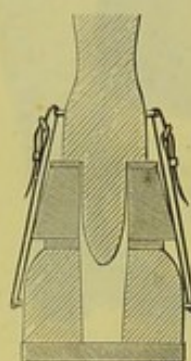
253.

FOR PART AMPUTATION OF  
FOOT, CHOPART'S  
OPERATION.




263.

BASE FOR PEG LEGS,  
WILLIS'S.

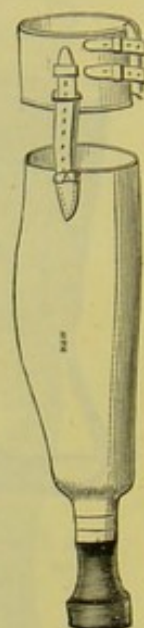


SECTION.



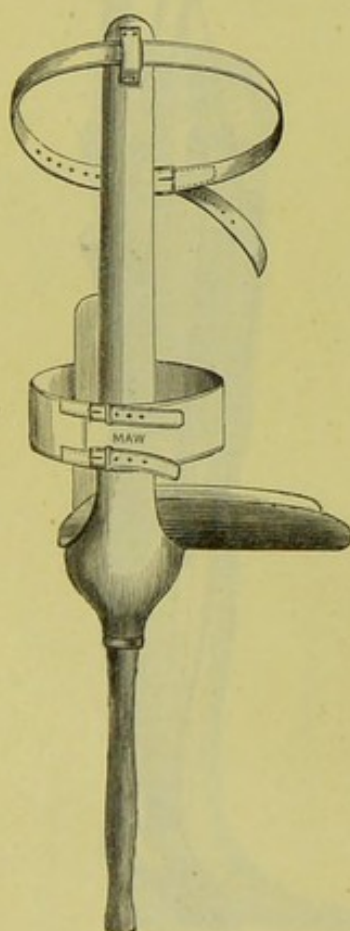
254.

FOR AMPUTATION AT  
ANKLE-JOINT, SYME'S  
OPERATION.



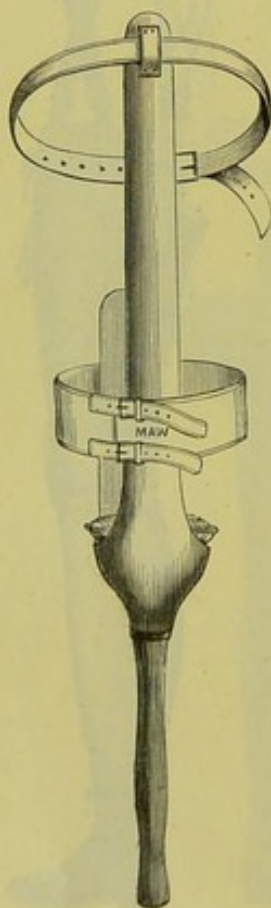
259.

FOR AMPUTATION  
BELOW KNEE,  
BUCKET OF  
LEATHER.



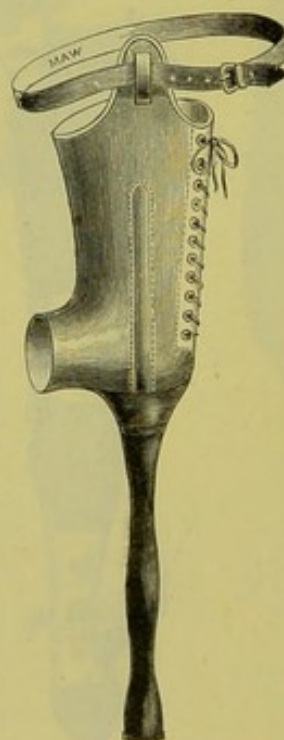
262.

FOR AMPUTATION BELOW  
KNEE, WITH REST FOR  
STUMP.



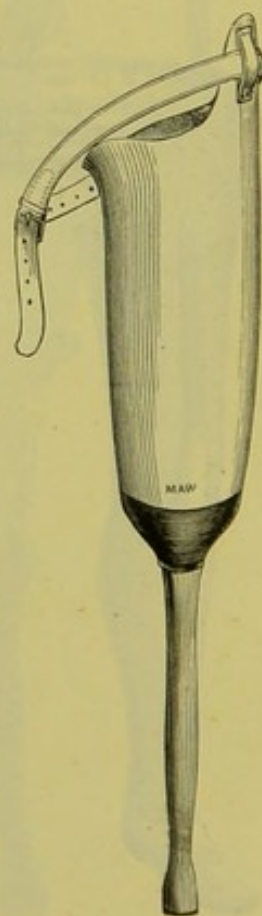
261.

FOR AMPUTATION BELOW  
KNEE.



260.

FOR AMPUTATION BELOW  
KNEE, LEATHER  
LACED BUCKET.



255.

FOR AMPUTATION ABOVE  
KNEE, LEATHER OR  
WOOD BUCKET.

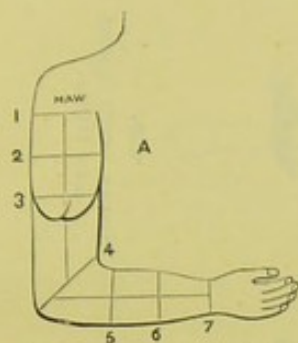


SECTION XI. *continued*—For CONTENTS, see page 128.

## DIRECTIONS FOR MEASUREMENT.

ARM AND HAND, A. Fig. 214, page 129.

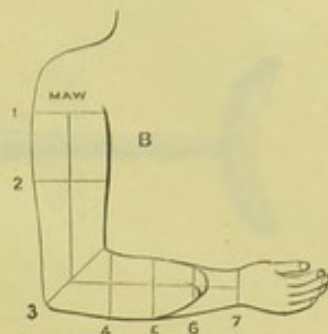
- Circumference—No. 1. At axilla.  
 No. 2. Middle of stump.  
 No. 3. End of stump.  
 No. 4, 5, 6, 7. Of sound arm.  
 Length—No. 1 to 3. Stump from axilla.  
 No. 1 to 4. Sound arm from axilla to elbow.  
 No. 4 to 7. Sound arm from elbow to wrist.  
 Tracing on paper of sound hand with fingers extended.  
 State whether for right or left.



AMPUTATION ABOVE ELBOW.

ARM AND HAND, B. Fig. 215, 216, page 129.

- Circumference—No. 1. At axilla.  
 No. 2. Above elbow.  
 No. 3. At elbow.  
 No. 4, 5, 6. At middle and end of stump.  
 Length—No. 3 to 6. Stump from elbow.  
 No. 3 to 7. Sound arm from elbow to wrist.  
 Tracing on paper of sound hand with fingers extended.  
 State whether for right or left.



AMPUTATION BELOW ELBOW.

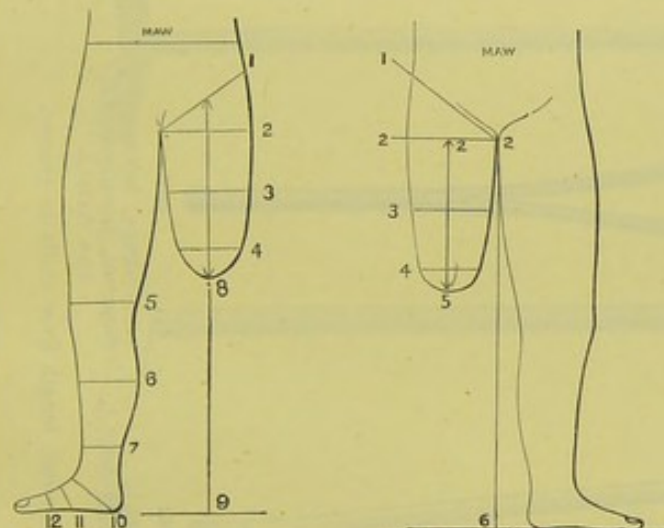
ARM SOCKETS, A. Fig. 217, 219, page 129.

- Circumference—No. 1. At axilla.  
 No. 2. Middle of stump.  
 No. 3. End of stump.  
 Length—No. 1 to 3. Stump from axilla.  
 State whether for right or left.

Personal attendance or a plaster cast will be necessary for taking measurement for Fig. 219, page 129.

ARM SOCKET, B. Fig. 220, page 129.

- Circumference—No. 1. At axilla.  
 No. 2. Above elbow.  
 No. 3. At elbow.  
 No. 4, 5, 6. Middle and end of stump.  
 Length—No. 3 to 7. Sound arm from elbow to wrist.  
 State whether for right or left.



ARTIFICIAL LEG, AMPUTATION ABOVE KNEE, ETC.—A.

PEG LEG, AMPUTATION ABOVE KNEE.—B.

ARTIFICIAL LEGS, A. Fig. 241, 242, 243, 244, pages 130, 131.

- Circumference—No. 1. At crotch.  
 No. 2. At crotch.  
 No. 3. Middle of stump.  
 No. 4. End of stump.  
 No. 5. Sound leg at knee.  
 No. 6. Sound leg at calf.  
 No. 7. Sound leg at ankle.  
 No. 10. Sound foot, instep and heel.  
 No. 11. Sound foot at instep.  
 No. 12. Sound foot at toes.  
 Length—No. 2 to 8. Stump from crotch.  
 No. 8 to 9. End of stump to ground.  
 Tracing on paper of stump and foot of sound leg.  
 State whether for right or left.

PEG LEG, B. Fig. 255, 256, 257, pages 130, 132.

- Circumference—No. 1. Thigh at crotch.  
 No. 2. Thigh at crotch.  
 No. 3. Middle of stump.  
 No. 4. End of stump.  
 Length—No. 2 to 5. Stump from crotch.  
 No. 2 to 6. Crotch to ground.  
 State whether for right or left.

FOR AMPUTATION AT ANKLE-JOINT, CHOPART'S OPERATION, C.

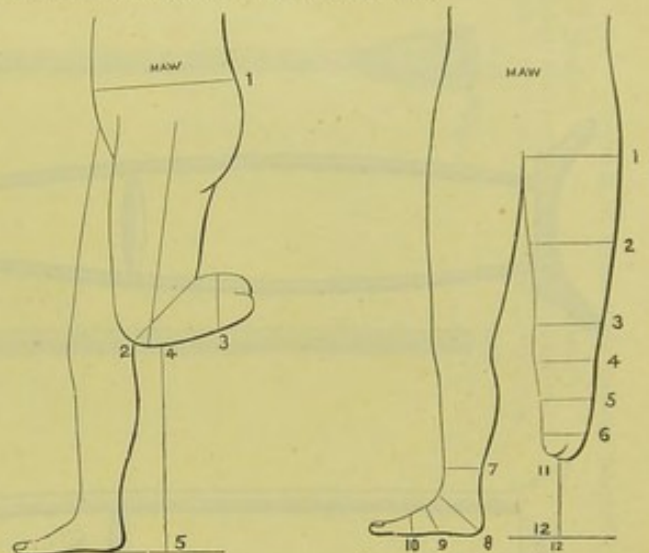
Fig. 249, page 131.

FOR AMPUTATION AT ANKLE-JOINT, SYME'S OPERATION,

Fig. 249, 251, 254, pages 131, 132.

PEG LEG, C. Fig. 261, 262, page 132.

- Circumference—No. 2. At knee.  
 No. 3. End of stump.  
 Length—No. 4 to 5. Knee to ground.  
 No. 2 to 3. Length of stump.  
 State whether for right or left.



PEG LEG, AMPUTATION BELOW KNEE, ETC.—C.

ARTIFICIAL LEG, AMPUTATION BELOW KNEE, ETC.—D.

FOR PART AMPUTATION OF FOOT, CHOPART'S OR SYME'S OPERATION, A. Fig. 251, 252, 253, pages 131, 132.

It is desirable to have a plaster cast of the stump; if this cannot be procured, the following measurements should be accurately taken:—

- Circumference—No. 6. At calf.  
 No. 7. At ankle.  
 No. 10. Heel of sound leg.  
 No. 11. Instep of sound leg.  
 No. 12. Toes of sound leg.  
 Length—No. 5 to 10. Centre of knee to ground.  
 Tracing on paper of stump and foot of sound leg.  
 State whether for right or left.

ARTIFICIAL LEGS, D. Fig. 245, 246, 247, 248, pages 130, 131.

- Circumference—No. 1. At crotch.  
 No. 2. Middle of thigh.  
 No. 3. Above knee.  
 No. 4. At knee.  
 No. 5. Two inches below knee.  
 No. 6. End of stump.  
 No. 7. Ankle of sound leg.  
 No. 8. Heel of sound foot.  
 No. 9. Instep of sound foot.  
 No. 10. Sound foot at toes.  
 No. 4 to 12. Length from centre of knee to ground.  
 No. 4 to 11. Length from centre of knee to end of stump.  
 Tracing on paper of stump and foot of sound leg.  
 State whether for right or left.

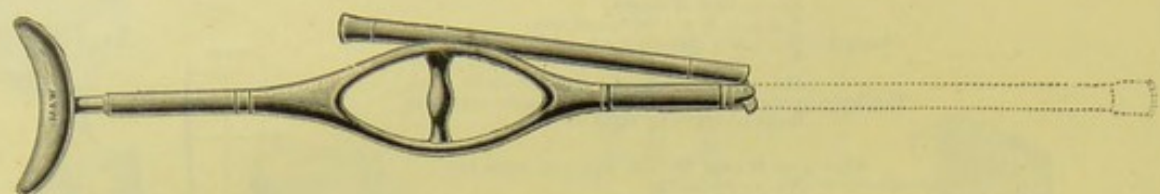
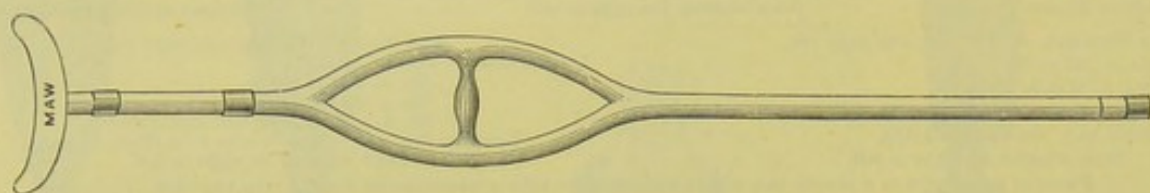
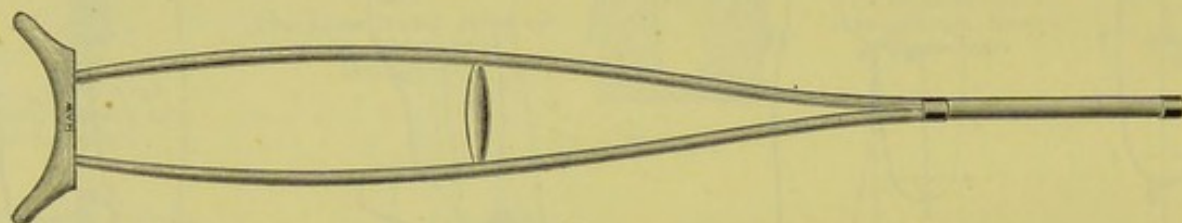
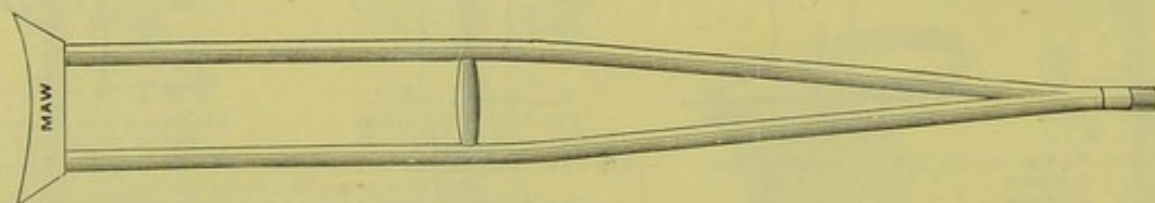
ARTIFICIAL PEG LEGS, LEATHER BUCKETS, D. Fig. 258, 259, page 132.

- Circumference—No. 2. Thigh.  
 No. 3. Thigh lower third.  
 No. 5. Below knee.  
 No. 6. End of stump.  
 Length—No. 2 to 5. Thigh to below knee.  
 No. 5 to 12. Below knee to ground.  
 State whether for right or left.

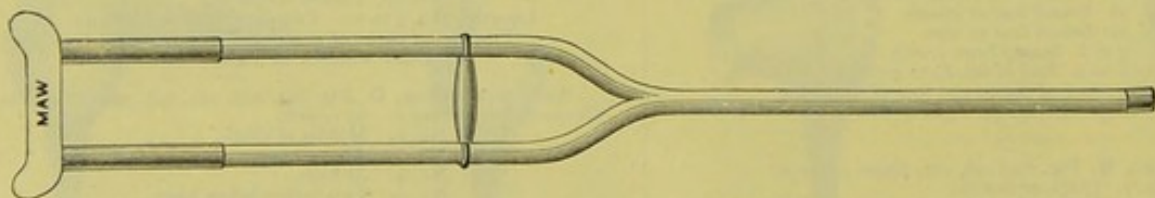
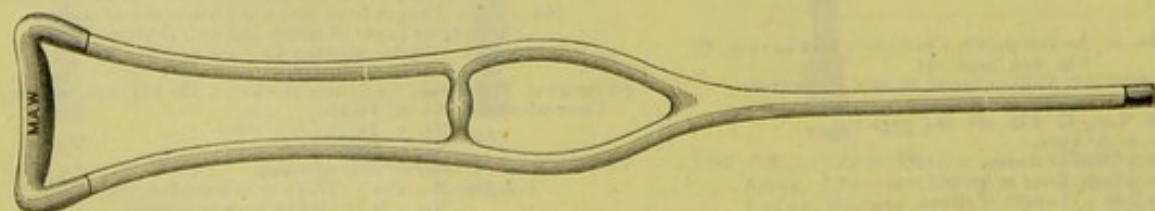


SECTION XI. *continued*—For CONTENTS, see page 128.

## CRUTCHES.

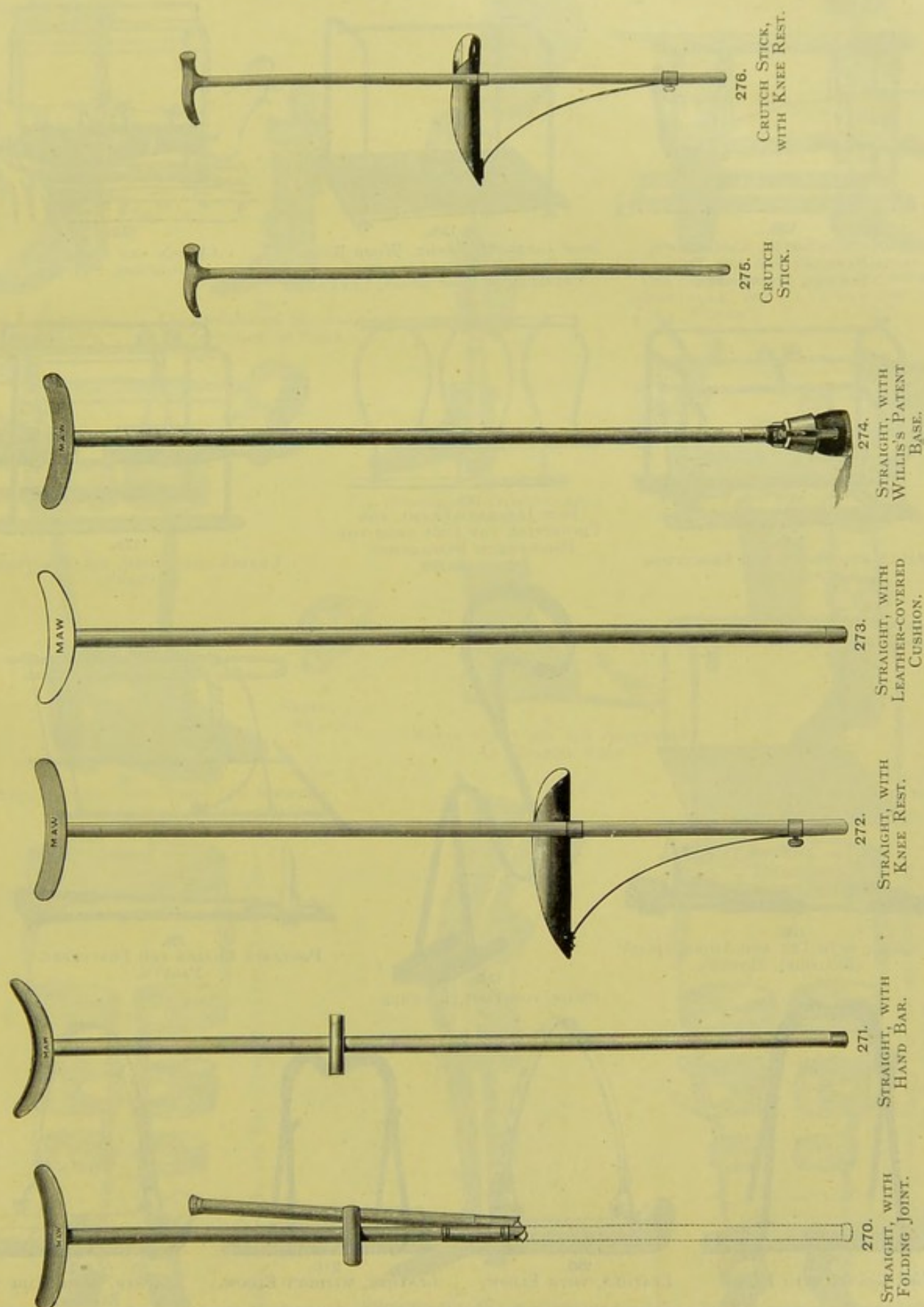
269.  
SINGLE, WITH SPRING  
AND HINGE.268.  
SINGLE,  
WITH SPRING.267.  
DOUBLE, WITHOUT  
SPRINGS, IMPROVED REST  
FOR AXILLA.266.  
DOUBLE,  
WITHOUT SPRINGS.

Measure required, length from axilla to ground.

265.  
DOUBLE,  
WITH SPRINGS.264.  
DOUBLE, WITH  
SPRING CUSHION.

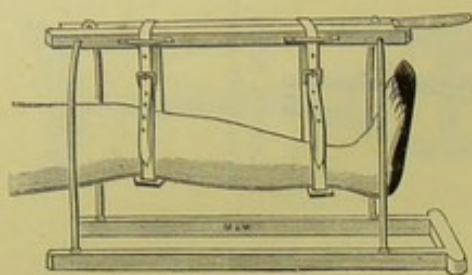


SECTION XI. *continued*—For CONTENTS, see page 128.  
CRUTCHES AND CRUTCH STICKS.



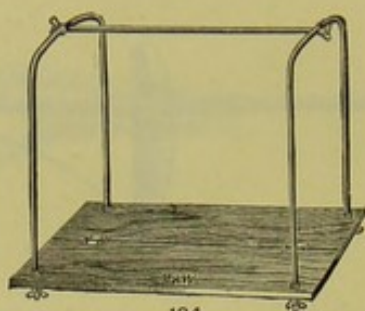


SECTION XI. *continued*—For CONTENTS, see page 128.  
 FRAMES, SLINGS, AND CRADLES FOR FRACTURES AND EXCISION.



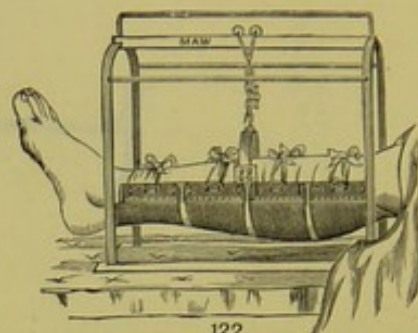
120.

CRADLE AND SWING, LAWRENCE'S,  
 WITH NEVILLE'S LEG AND THIGH  
 SPLINTS, THREE SIZES.



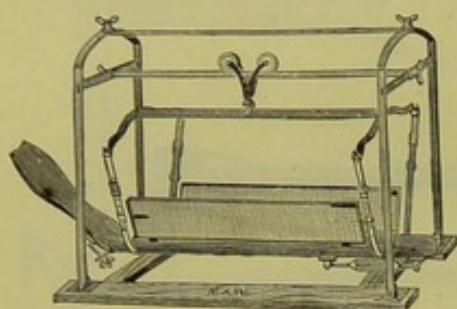
124.

IRON JAPANNED FRAME, WOOD BASE,  
 FOR PROTECTING THE LEGS FROM THE  
 PRESSURE OF BEDCLOTHES, LUKE'S.



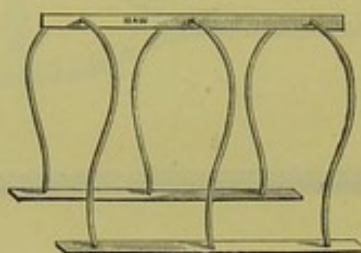
122.

CRADLE AND SWING, FOR  
 FRACTURES, SALTER'S.



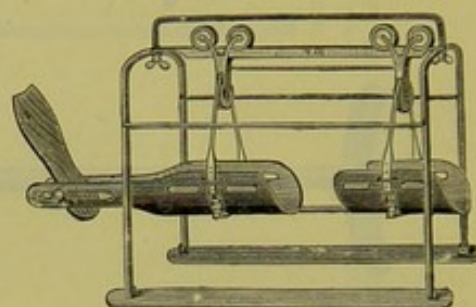
118.

CRADLE AND SWING, FOR FRACTURES,  
 GREENSLADE'S.



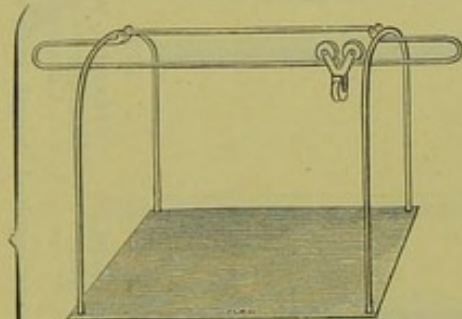
123.

IRON JAPANNED FRAME, FOR  
 PROTECTING THE LEGS FROM THE  
 PRESSURE OF BEDCLOTHES,  
 THREE SIZES.



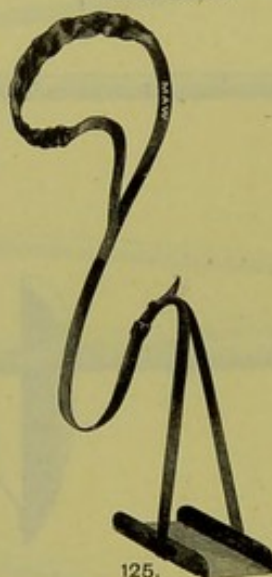
117a.

CRADLE AND SWING, FOR FRACTURES,  
 FURNER'S.



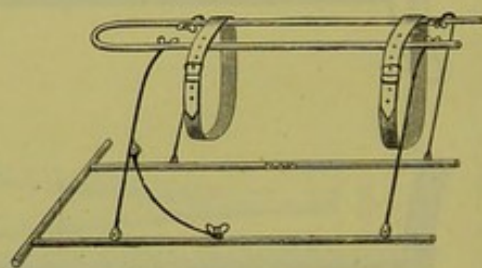
119.

CRADLE, WITH LEG AND THIGH SPLINT  
 (EXCISION), HOWSE'S.



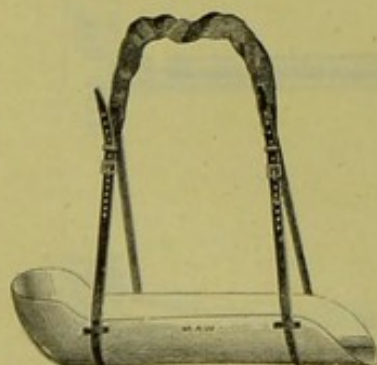
125.

SLING FOR FOOT, LEATHER.



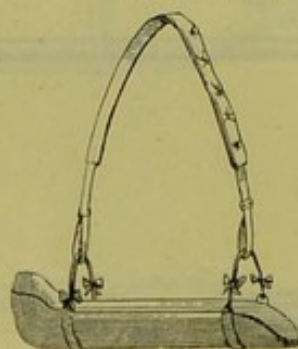
121.

PORTABLE CRADLE FOR FRACTURES,  
 PAGET'S.



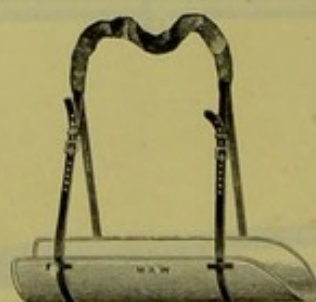
213.

WIRE GAUZE, WITH ELBOW.



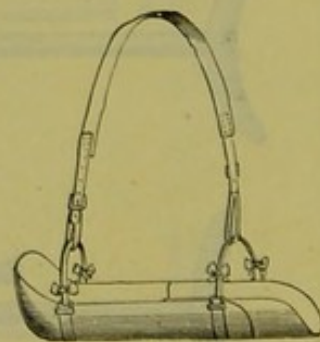
210.

LEATHER, WITH ELBOW.



211.

LEATHER, WITHOUT ELBOW.



212.

LEATHER, WITH SLIDE TO  
 ELONGATE.



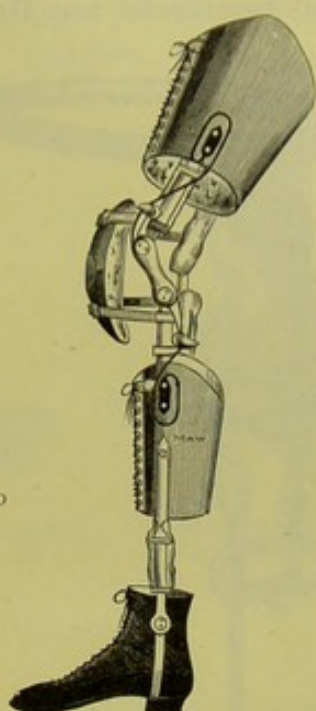
SECTION XI. *continued*—For CONTENTS, see page 128.  
APPARATUS AND APPLIANCES FOR DEFORMITIES.



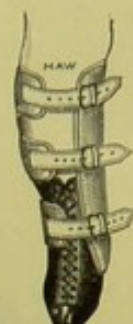
7.  
FOR EVERSION OF  
FOOT, MAW'S.



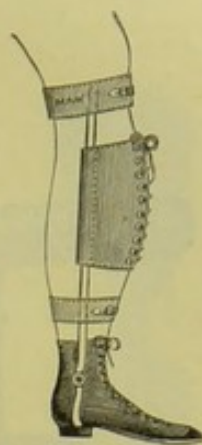
14.  
FOR INWARD OR OUTWARD  
CURVATURE OF TIBIA.




4.  
FOR (POSTERIOR) DISPLACEMENT  
OF TIBIA.



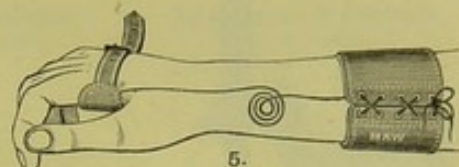
17.  
FOR OUTWARD  
CURVATURE OF  
TIBIA, FISHER'S.



1.  
FOR ANTERIOR  
CURVATURE OF  
TIBIA.



8.  
ABDUCTOR, FOR GENU VALGUM, LITTLE'S



5.  
SPLINT FOR DROP-WRIST.



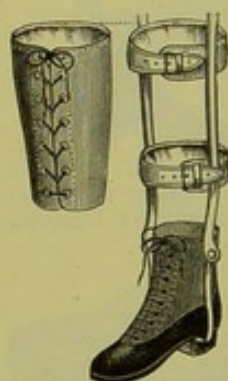
15.  
STEEL SUPPORTS AND BOOTS FOR INWARD  
CURVATURE OF ANKLE.



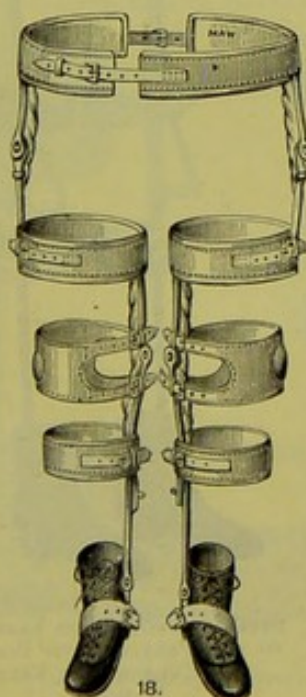
2.  
SPRING FOR  
BUNIONS.



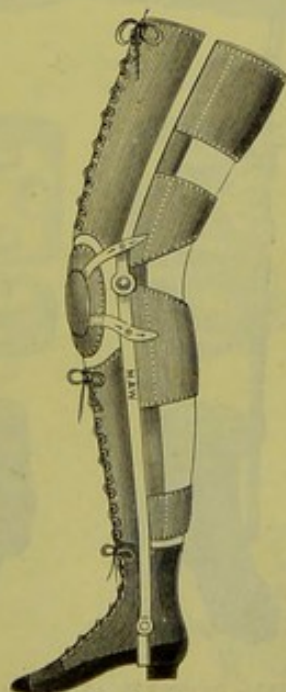
9.  
METAL PLATE FOR THE ADJUSTMENT  
OF HAMMER TOES



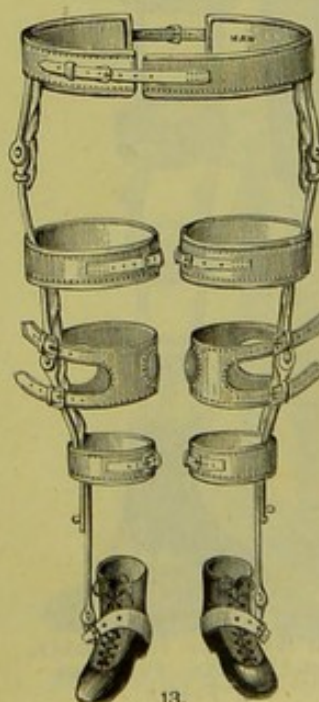
21.  
DOUBLE SPLINT, AND LEATHER  
CASE BOOT FOR UNUNITED  
FRACTURE OF TIBIA.



STEEL SUPPORTS AND BOOTS FOR OUTWARD CURVATURE.



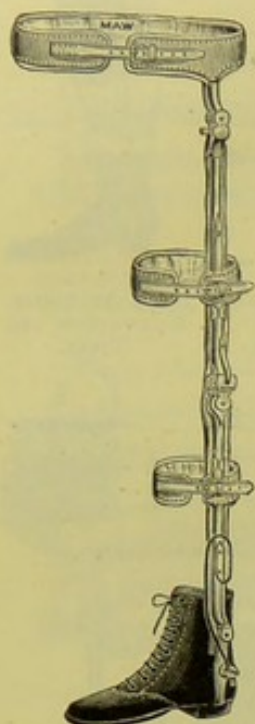
3.  
SUPPORT FOR WEAR AFTER  
DISLOCATION OF KNEE.



STEEL SUPPORTS AND BOOTS FOR INWARD CURVATURE  
AND PARAPLEGIA.

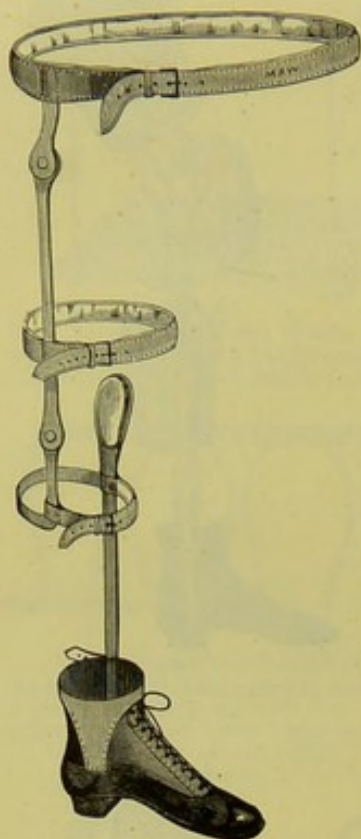


SECTION XI. *continued*—For CONTENTS, see page 128.  
 APPARATUS AND APPLIANCES FOR DEFORMITIES—*continued*.



10.

STEEL SUPPORT WITH RACK,  
 FOR HIP-JOINT DISEASE.



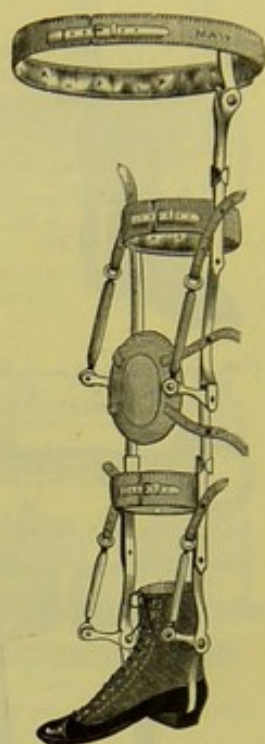
19.

STEEL SUPPORT WITH BOOT,  
 FOR ROTATION OF THE FOOT.



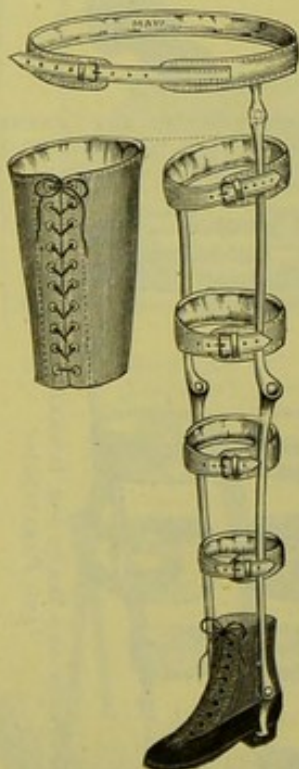
16.

WOOD SPLINT,  
 PADDED, FOR  
 INWARD OR  
 OUTWARD  
 CURVATURE OF  
 TIBIA.



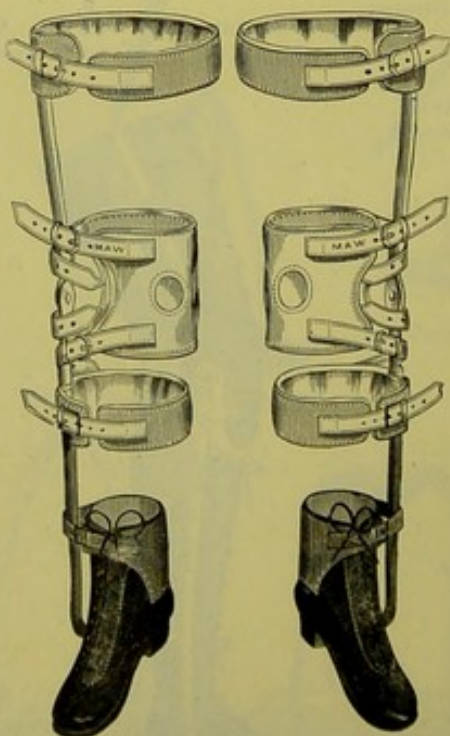
11.

STEEL SUPPORT WITH BOOT  
 FOR INFANTILE PARALYSIS.



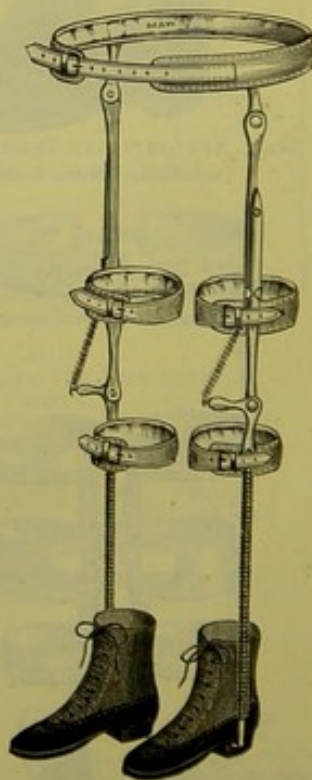
20.

STEEL SUPPORT, DOUBLE,  
 WITH BOOT AND THIGH-PIECE,  
 FOR UNUNITED FRACTURE  
 OF FEMUR.



12.

STEEL SUPPORTS AND BOOTS, FOR  
 INWARD CURVATURE OF THE  
 KNEES.



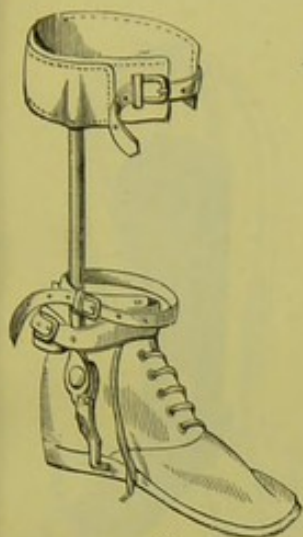
6.

STEEL SUPPORTS, TO EXTEND  
 TO THE PELVIS, WITH BOOTS  
 FOR EVERSION OF FEET,  
 MAW'S.

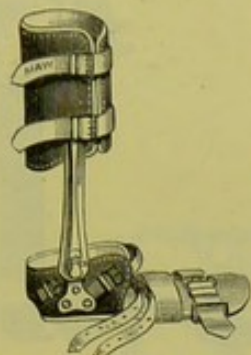


SECTION XI. *continued*—For CONTENTS, see page 128.  
APPARATUS AND APPLIANCES FOR DEFORMITIES—*continued*.

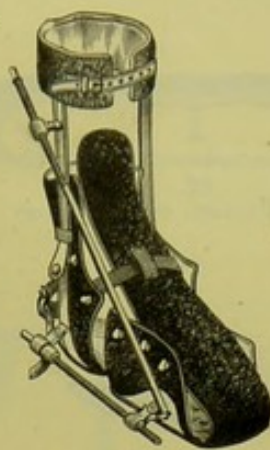
TALIPES.




52.  
STEEL SUPPORT, PADDED,  
WITH BOOT, LITTLE'S.



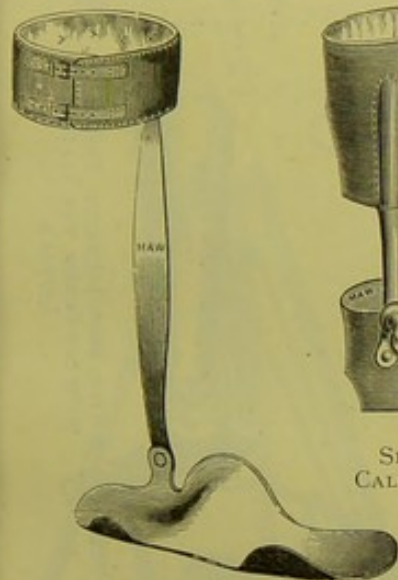
57.  
SHOE WITH APPENDAGES,  
SCARPA'S-LITTLE'S.




50.  
DOUBLE STEEL SUPPORTS  
WITH SHOE, DAVY'S.



53.  
IRON SHOE, UNIVERSAL,  
REEVES'S.



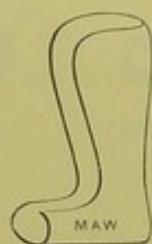
67.  
FOR TALIPES VALGUS, SAYRE'S.



54.  
SHOE WITH LACED  
CALF-PIECE, REEVES'S.



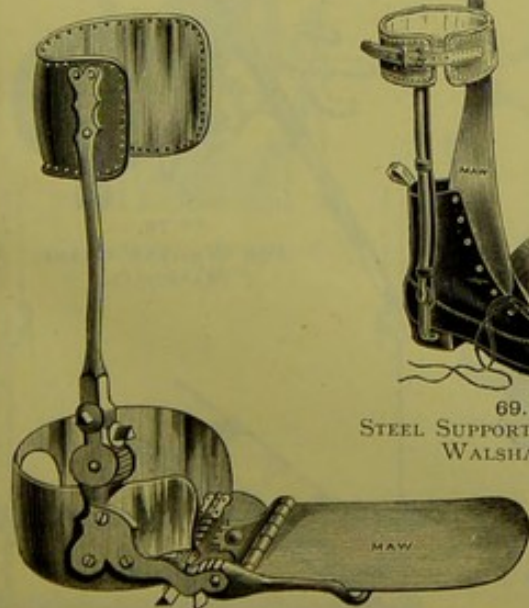
51.  
DOUBLE LATERAL SUPPORT  
AND BOOT, LITTLE'S IMPROVED.



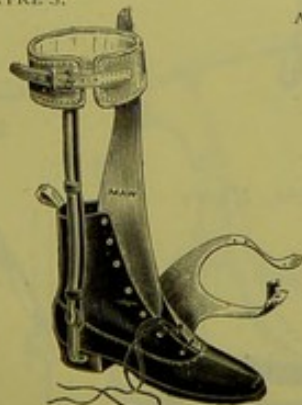
63.  
POROPLASTIC  
SUPPORT.



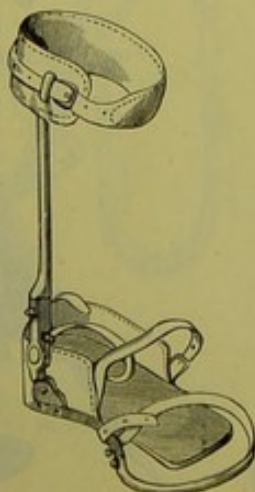
66.  
FOR TALIPES CALCANEUS.




56.  
STEEL SUPPORT AND SHOE, SCARPA'S IMPROVED.



69.  
STEEL SUPPORT AND BOOT,  
WALSHAM'S.



55.  
STEEL SUPPORT AND SHOE,  
SCARPA'S.




68.  
FOR TALIPES VARUS, SAYRE'S.



SECTION XI. *continued*—For CONTENTS, see page 128.  
 APPARATUS AND APPLIANCES FOR DEFORMITIES (*continued*).



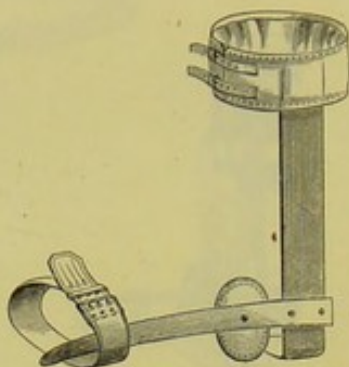
58.  
 SPLINT, IRON JAPANNED,  
 FOR TALIPES, LITTLE'S.




62.  
 SPLINT, PADDED, FOR TENOTOMY.



71.  
 VALGUS PAD, INDIA-  
 RUBBER.



61.  
 SPLINT WITH PADDED STRAP,  
 FOR INCIDENT TALIPES.



59.  
 SPLINT, IRON JAPANNED,  
 HINGED, FOR TALIPES,  
 LITTLE'S.



70.  
 VALGUS PLATE.



64.  
 SPLINT, WIRE GAUZE,  
 FOR TENOTOMY.




72.  
 VARUS PLATE.



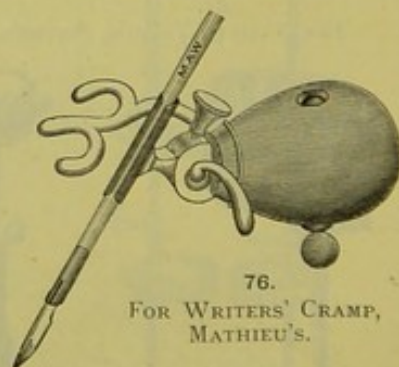
65.  
 SPRING SOLE FOR FLAT FEET.



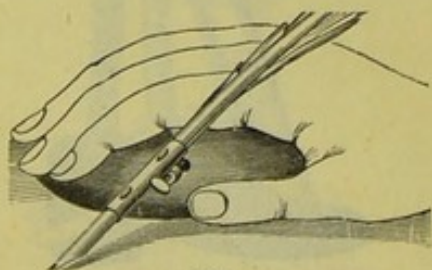
129.  
 FOR FRACTURED NOSE, MAW'S.




75.  
 FOR WRITERS' CRAMP, MATHIEU'S.



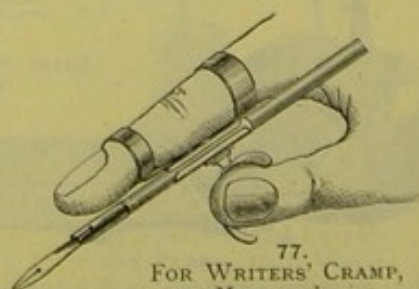
76.  
 FOR WRITERS' CRAMP,  
 MATHIEU'S.



73.  
 FOR WRITERS' CRAMP, DUCHENNE'S.



74.  
 FOR WRITERS' CRAMP, DUCHENNE'S.



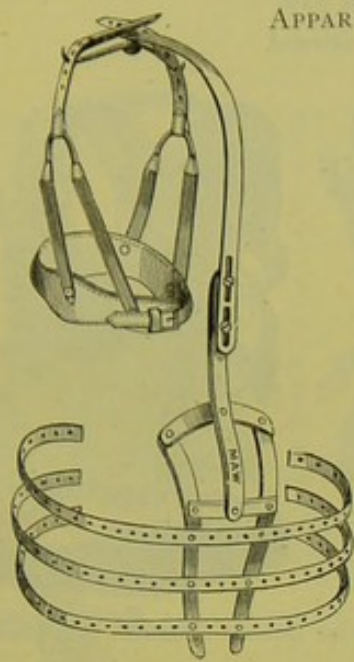
77.  
 FOR WRITERS' CRAMP,  
 MATHIEU'S.

SPLINT, IRON JAPANNED, PADDED,  
 WITH SET SCREW, FOR TALIPES,  
 LITTLE'S.

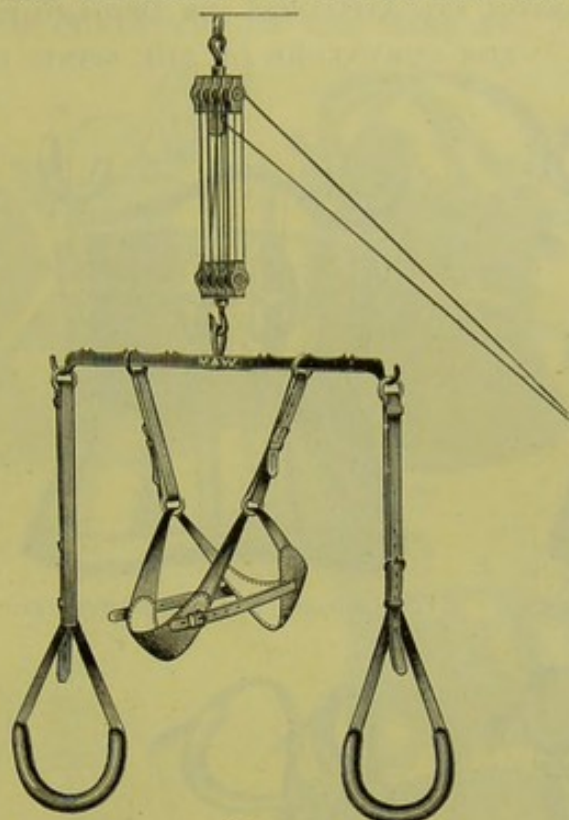
60.



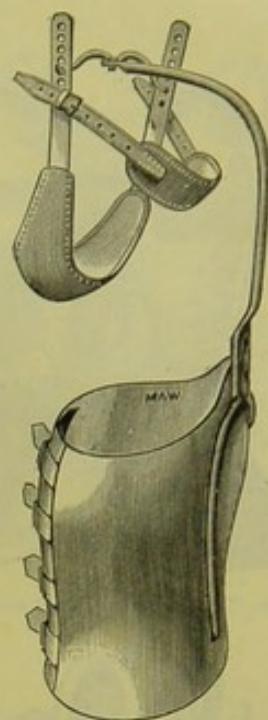
SECTION XI. *continued*—For CONTENTS, see page 128.  
APPARATUS AND APPLIANCES FOR DEFORMITIES—*continued*.



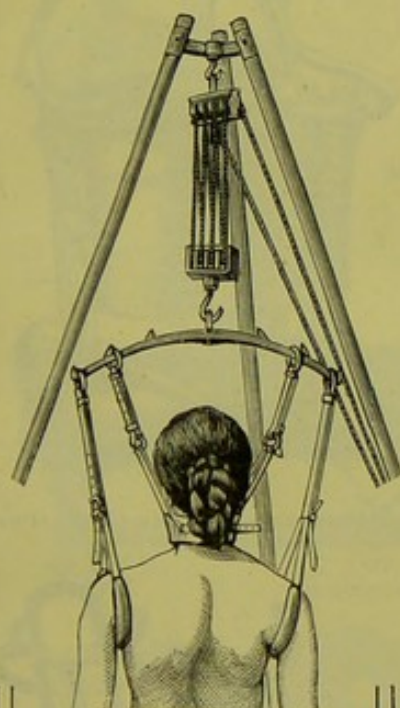
45.  
JURY MAST, SAYRE'S.



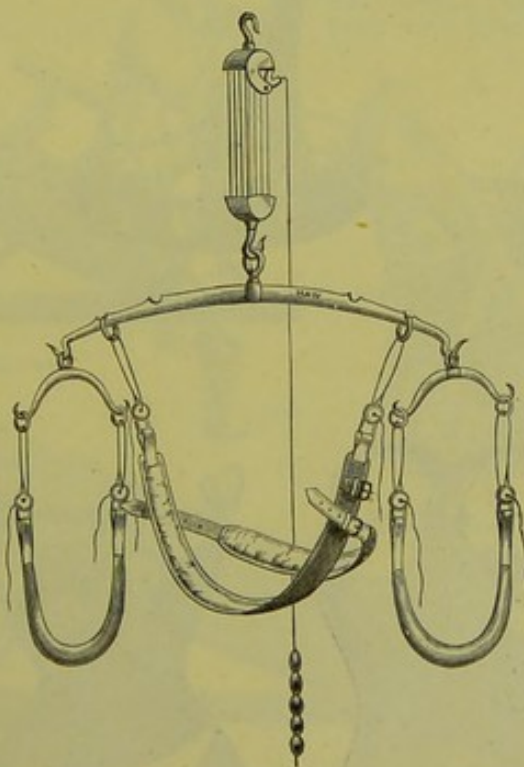
48.  
SUSPENSION APPARATUS FOR LOCOMOTOR  
ATAXY, CHARCOT'S.



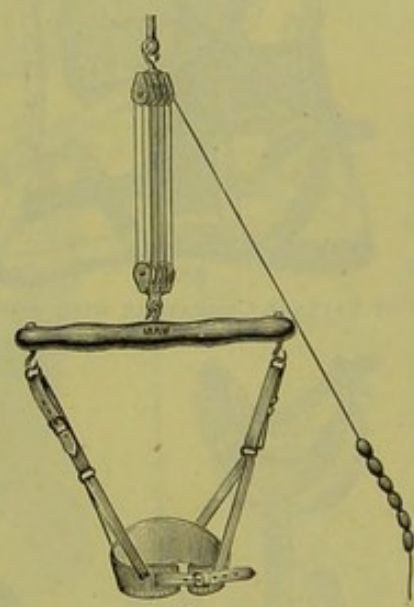
42.  
FELT JACKET AND JURY MAST.




49.  
SUSPENSION APPARATUS,  
SAYRE'S.



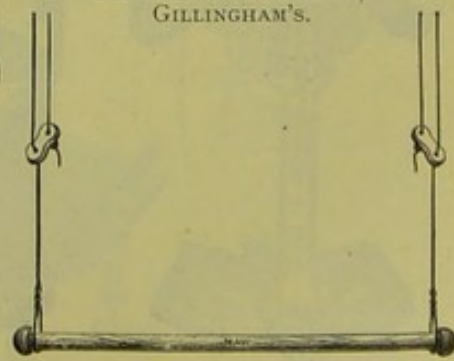
44.  
SUSPENSION APPARATUS, MACNAUGHTON  
JONES'S.



43.  
SUSPENSION APPARATUS,  
GILLINGHAM'S.



47.  
TRAPEZE, DOUBLE, FOR LATERAL  
CURVATURE.

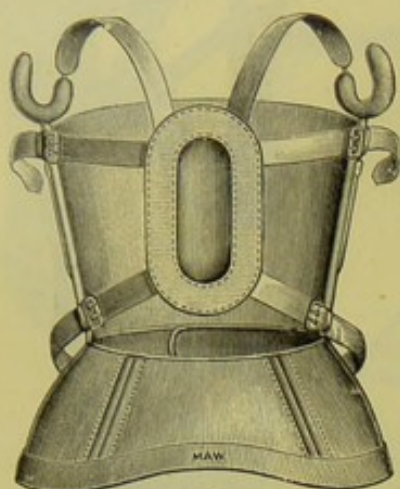
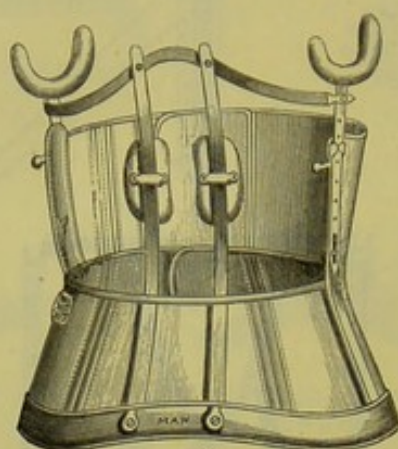
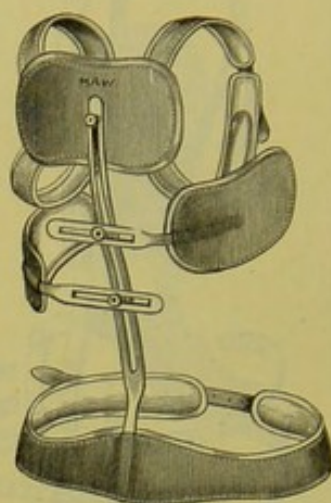
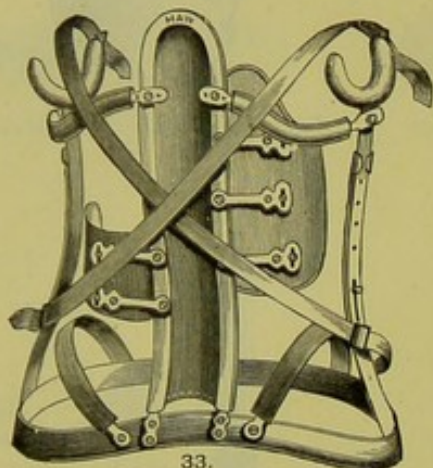
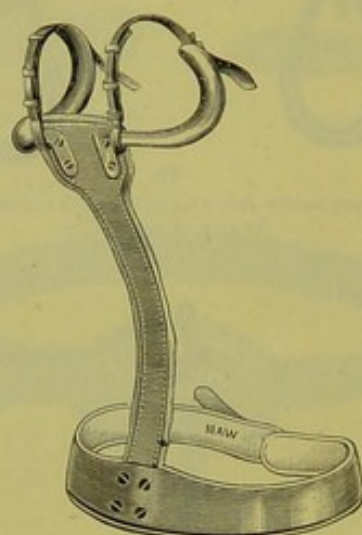
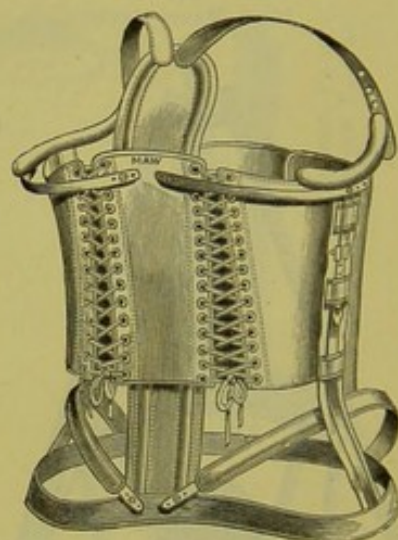
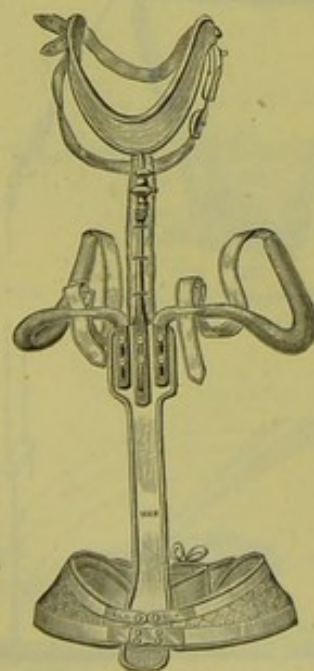
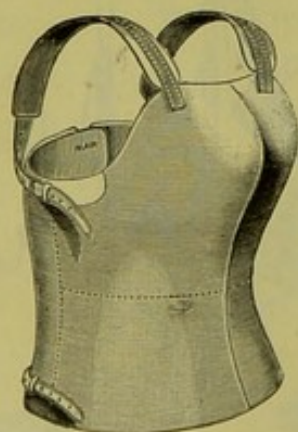
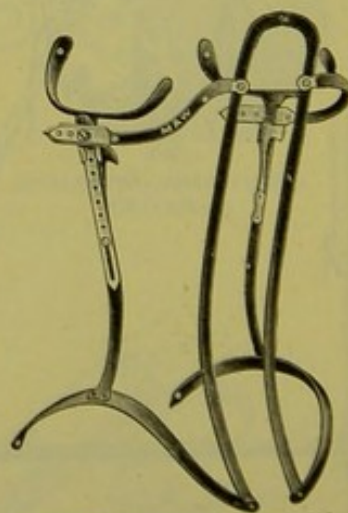


46.  
TRAPEZE FOR ANGULAR CURVATURE.



SECTION XI. *continued*—For CONTENTS, see page 128.APPARATUS AND APPLIANCES FOR DEFORMITIES—*continued*.

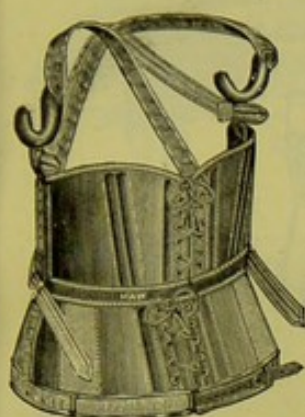
## FOR CURVATURE OF THE SPINE, ETC.

25.  
FOR ANGULAR CURVATURE, POTT'S.28.  
FOR INCIPIENT ANGULAR CURVATURE.31.  
FOR DOUBLE LATERAL CURVATURE.33.  
FOR LATERAL CURVATURE WITH ROTATION.36.  
FOR POSTERIOR CURVATURE.37.  
FOR POSTERIOR ANGULAR CURVATURE.40.  
FOR WRY NECK.26.  
MOULDED LEATHER JACKET  
FOR ANGULAR CURVATURE.35.  
FOR LATERAL CURVATURE.

For Corsets and Expanders for Chest and Spine, see page 163, Section XII.

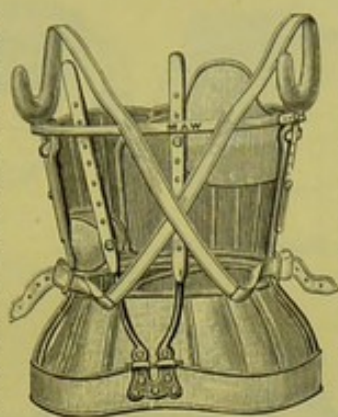


SECTION XI. *continued*—For CONTENTS, see page 128.  
 APPARATUS AND APPLIANCES FOR DEFORMITIES—*continued*.  
 FOR CURVATURE OF THE SPINE ETC.



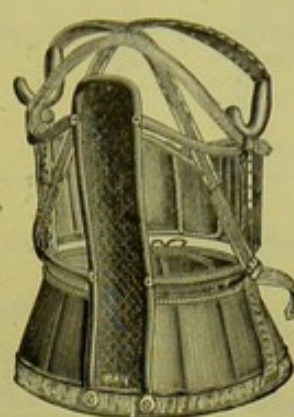
34.

FOR SIMPLE LATERAL CURVATURE.



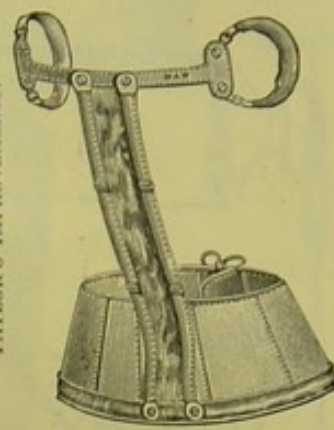
29.

FOR DOUBLE LATERAL CURVATURE,  
 RACK ADJUSTMENT.



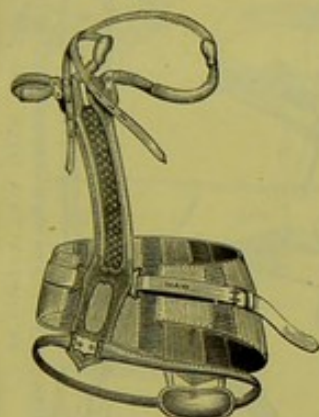
38.

FOR POSTERIOR CURVATURE,  
 TAYLOR'S IMPROVEMENT.



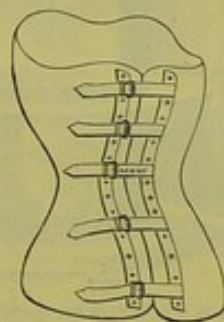
24.

FOR POTT'S DISEASE, OR  
 ANGULAR CURVATURE.



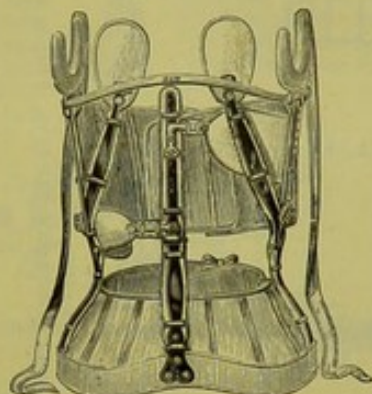
27.

FOR CURVATURE AND PELVIC  
 DEFORMITIES, PROTHEROE  
 SMITH'S.



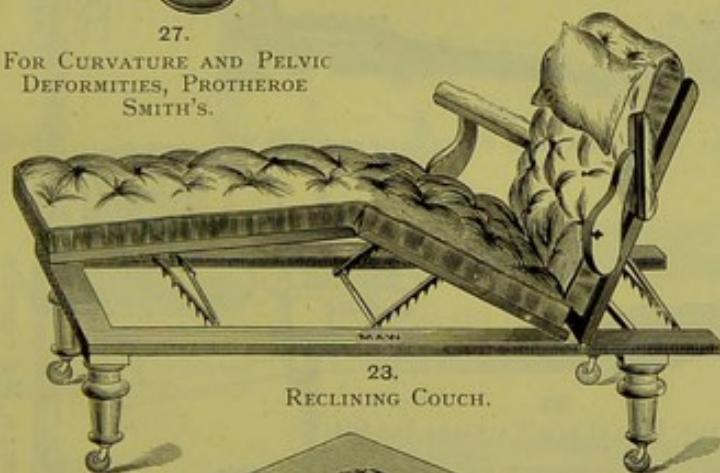
39.

POROPLASTIC FELT JACKET.



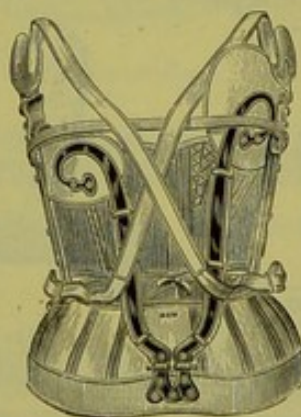
30.

FOR DOUBLE LATERAL CURVATURE,  
 WITH RELAXED SCAPULÆ.



23.

RECLINING COUCH.



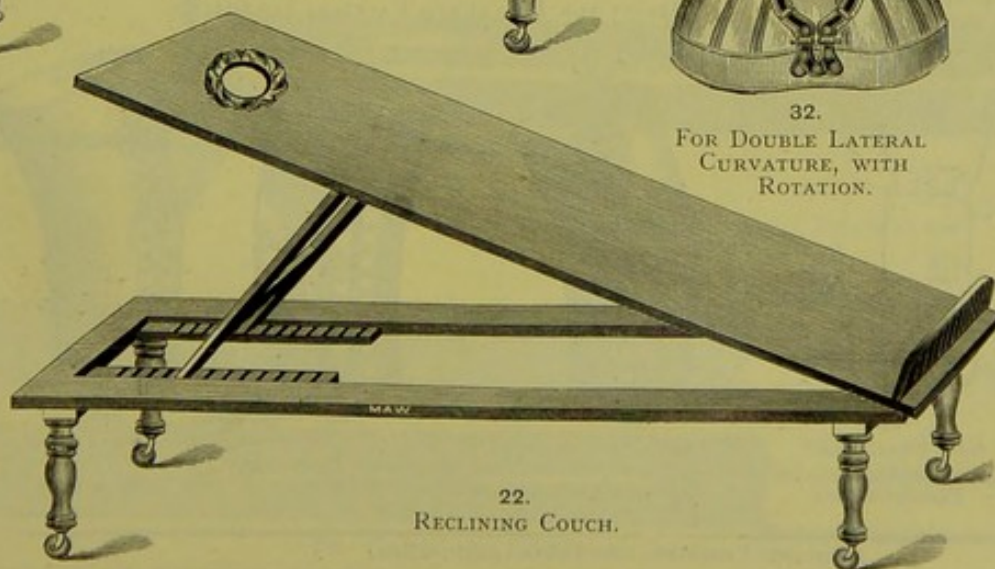
32.

FOR DOUBLE LATERAL CURVATURE,  
 WITH ROTATION.



41.

FOR WRY NECK, POROPLASTIC FELT, WALSHAM'S.



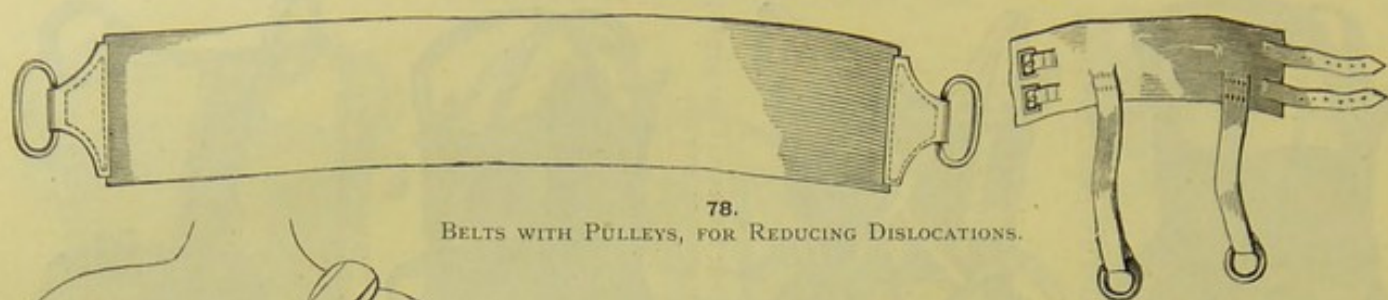
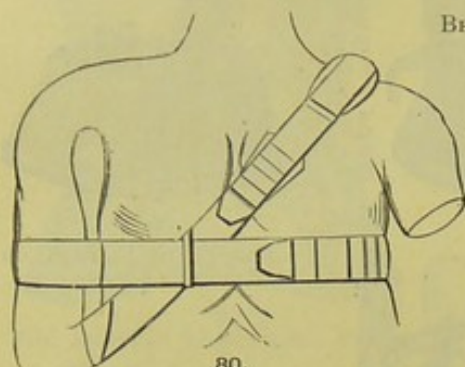
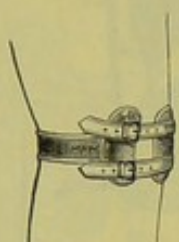
22.

RECLINING COUCH.

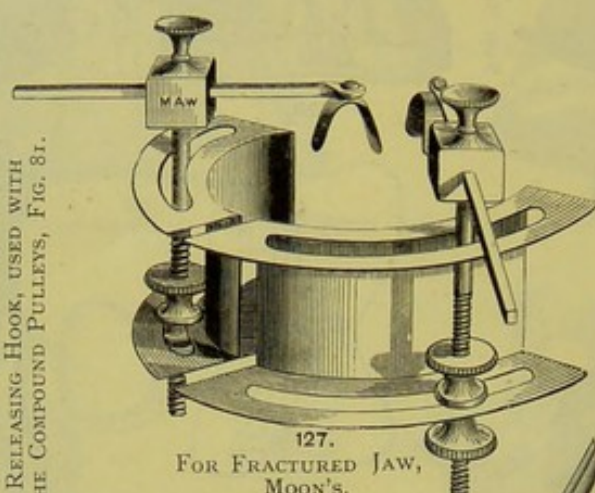


SECTION XI. *continued*—For CONTENTS, see page 128.

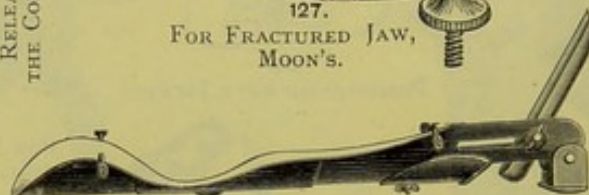
## APPARATUS AND APPLIANCES FOR DISLOCATIONS AND FRACTURES.

78.  
BELTS WITH PULLEYS, FOR REDUCING DISLOCATIONS.80.  
FOR FRACTURED CLAVICLE, ELLIS'S.126.  
FOR FRACTURED JAW, MAW'S.191.  
FOR DISPLACED SEMI-LUNAR CARTILAGE.

81b.

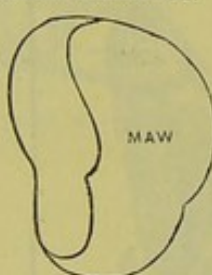
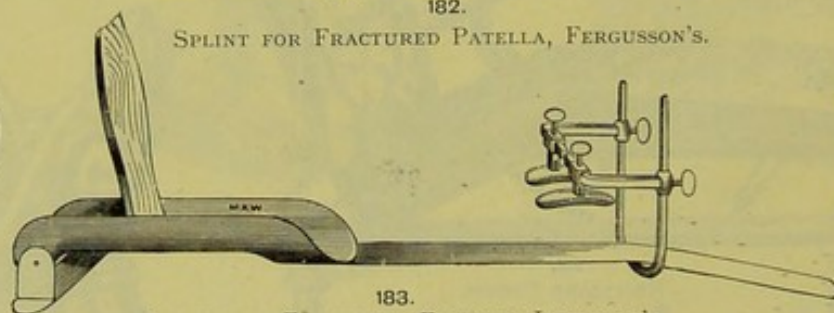
RELEASING HOOK, USED WITH  
THE COMPOUND PULLEYS, FIG. 81.127.  
FOR FRACTURED JAW, MOON'S.

81.

COMPOUND PULLEYS FOR REDUCING DISLOCATIONS,  
IN CONJUNCTION WITH FIG. 78

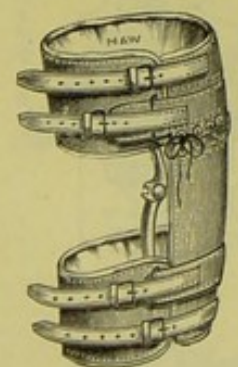
182.

SPLINT FOR FRACTURED PATELLA, FERGUSON'S.

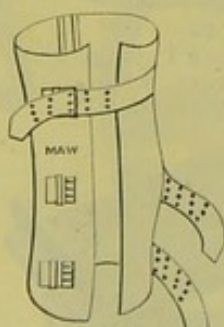
79.  
FOR DISLOCATED SHOULDER.128.  
FOR FRACTURED PATELLA, POROPLASTIC.

183.

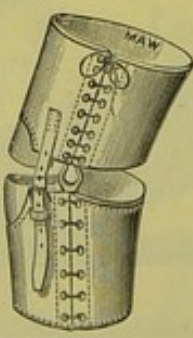
SPLINT FOR FRACTURED PATELLA, LONSDALE'S.



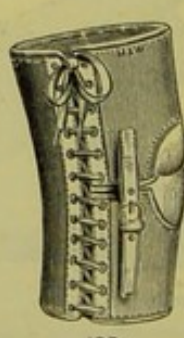
200.

FOR FRACTURED PATELLA, ETC., AS  
USED AT  
MIDDLESEX HOSPITAL.

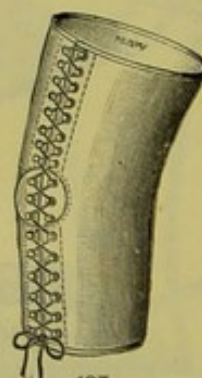
201.

FOR FRACTURED PATELLA,  
POROPLASTIC.

199.

MOULDED SPLINT FOR  
THE KNEE, WITH STEEL  
JOINTS, MAW'S.

198.

FOR FRACTURED PATELLA, LEATHER,  
MAW'S.

197.

FOR FRACTURED PATELLA,  
MAW'S.

184.

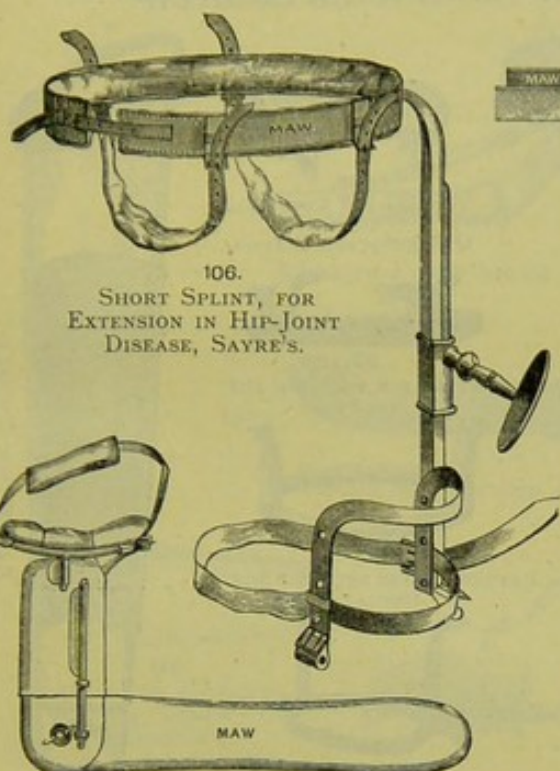
HOOKS FOR FRACTURED PATELLA, MALGAIGNE'S.

MOULDED LEATHER AND POROPLASTIC CAPS.

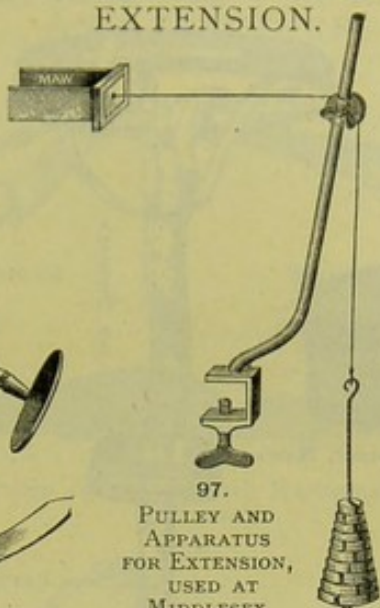


SECTION XI. *continued*—For CONTENTS, see page 128.

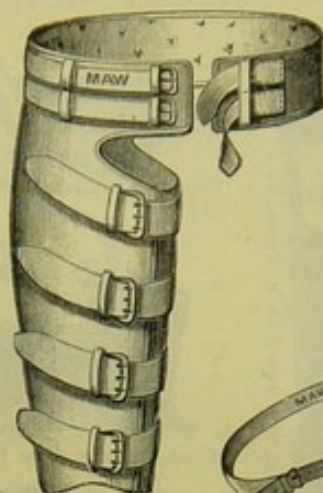
## MOULDED SPLINTS FOR HIP-JOINT DISEASE AND APPARATUS FOR EXTENSION.



106.  
SHORT SPLINT, FOR  
EXTENSION IN HIP-JOINT  
DISEASE, SAYRE'S.



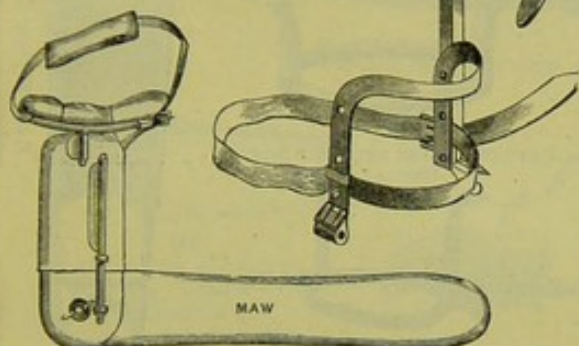
97.  
PULLEY AND  
APPARATUS  
FOR EXTENSION,  
USED AT  
MIDDLESEX  
HOSPITAL.



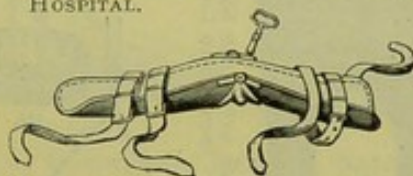
107.  
SPLINT FOR THE  
HIP-JOINT,  
LEATHER OR FELT.



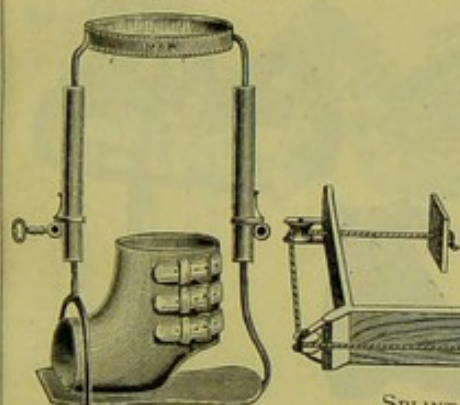
91.  
CRUTCH SPLINT,  
FOR USE AFTER  
BURNS, AS AT  
MIDDLESEX HOSPITAL.



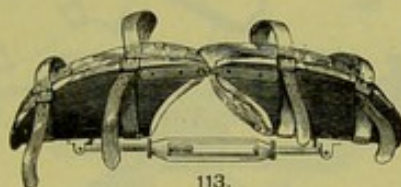
105.  
SPLINT FOR EXTENSION OF HUMERUS.



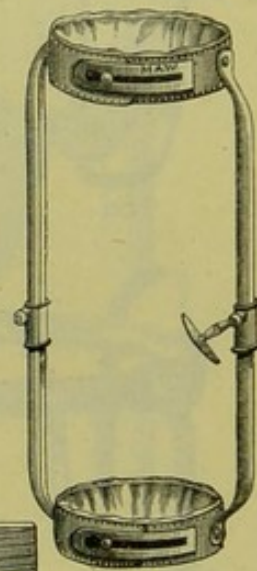
102.  
SPLINT FOR EXTENSION OF ELBOW.




99.  
SPLINT FOR EXTENSION  
OF ANKLE, SAYRE'S.



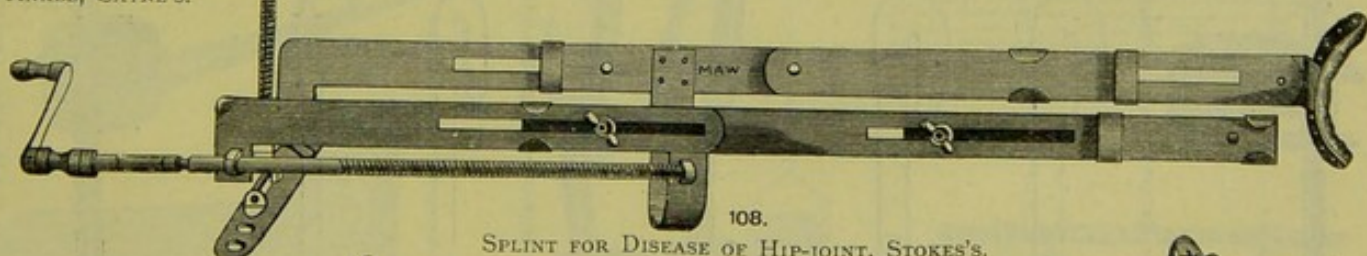
113.  
SPLINT FOR EXTENSION OF KNEE.



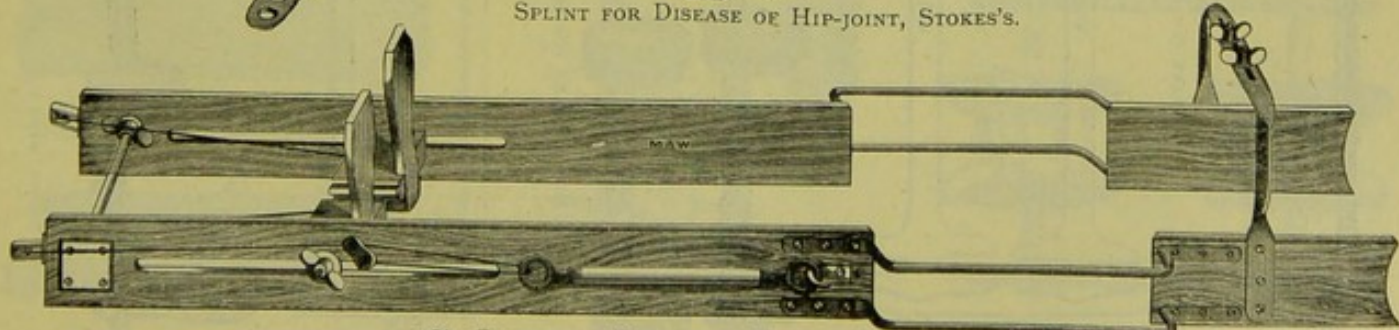
114.  
SPLINT FOR  
EXTENSION OF KNEE,  
SAYRE'S.



104.  
SPLINT FOR DISEASE OF THE HIP-JOINT, CAMPBELL DE MORGAN'S.




108.  
SPLINT FOR DISEASE OF HIP-JOINT, STOKES'S.



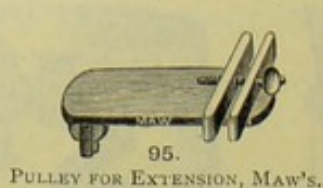
101.—SPLINT FOR EXTENSION, DOUBLE, BRYANT'S.




SECTION XI. *continued*—For CONTENTS, see page 128.  
 APPARATUS, ETC., FOR EXTENSION AND SUSPENSION.



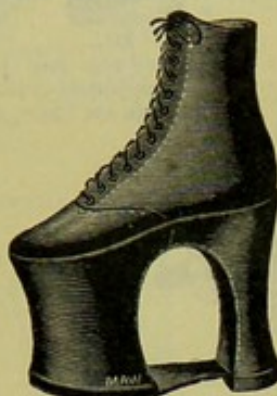
SPLINT, WITH FOOT-PIECE, FOR THE ANKLE, THOMAS'S.



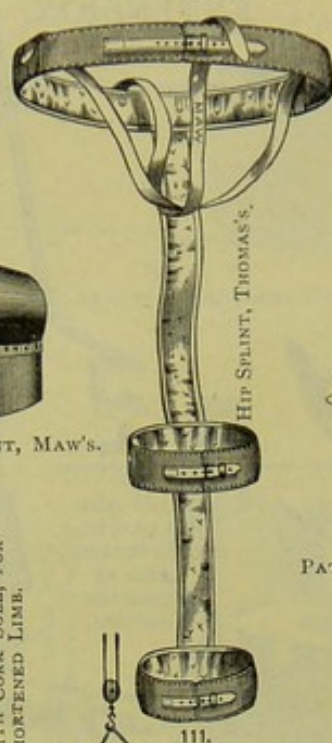
PULLEY FOR EXTENSION, MAW'S.




CLOG FOR USE WITH HIP SPLINT, MAW'S.



BOOT WITH CORK SOLE, FOR SHORTENED LIMB.



HIP SPLINT, THOMAS'S.




PULLEY FOR EXTENSION, USED AT QUEEN SQUARE HOSPITAL.



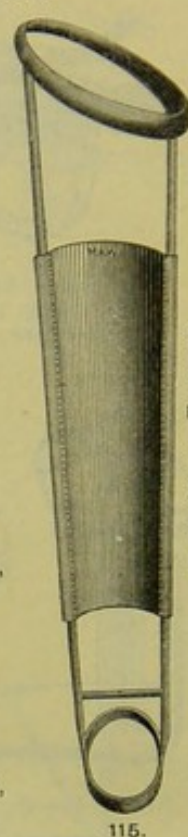
PATTEN FOR USE WITH HIP SPLINT.



PATTEN FOR USE WITH HIP SPLINT, THOMAS'S.




PATTEN FOR USE WITH HIP SPLINT, THOMAS'S.



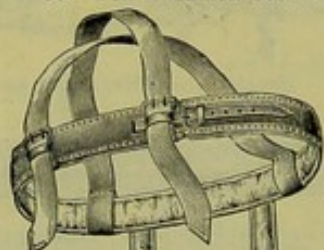
KNEE SPLINT, THOMAS'S.



—FOR ANTERIOR SUSPENSION, SMITH'S.




SPLINT FOR EXTENSION AND ADDUCTION, SAYRE'S.



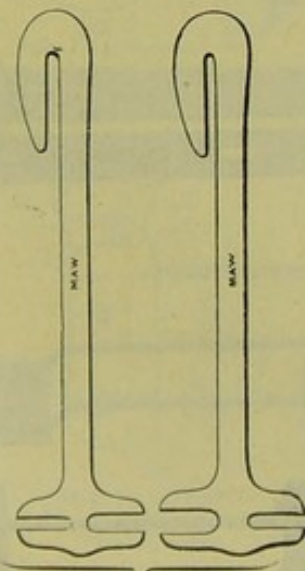
DOUBLE SPLINT FOR DISEASE OF THE HIP-JOINT, THOMAS'S.




—BOOT WITH CORK HEEL FOR CONTRACTED KNEE.



SPLINT, WITH FOOT-PIECE, FOR HIP-JOINT DISEASE, THOMAS'S (COLLINS'S).



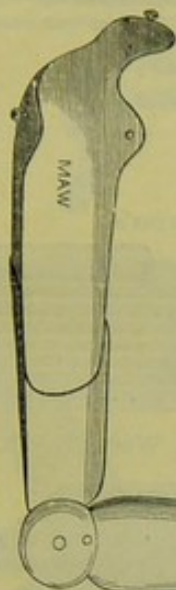
WRENCHES, THOMAS'S.



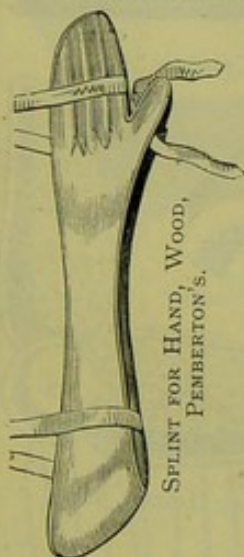
WRENCHES, IMPROVED.



SECTION XI. *continued*—For CONTENTS, see page 128.  
 APPARATUS AND APPLIANCES FOR EXCISION, EXTENSION,  
 AND FRACTURES.




146.  
 SPLINT FOR HUMERUS,  
 WITH SET SCREW FOR  
 ELONGATION.

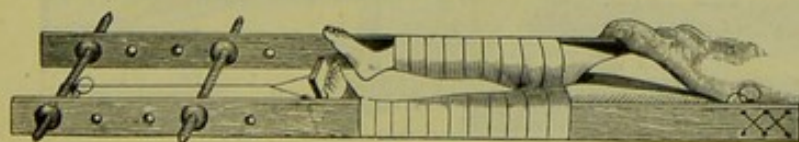


SPLINT FOR HAND, WOOD,  
 PEMBERTON'S.

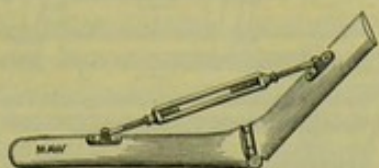
143.



141.  
 SPLINT FOR ELBOW, WIRE GAUZE.




109.  
 APPARATUS FOR EXTENSION, SIEVEKING'S.



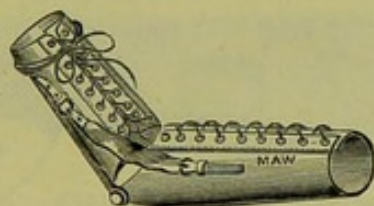
139.  
 ANTERIOR ELBOW SPLINT,  
 WOOD.



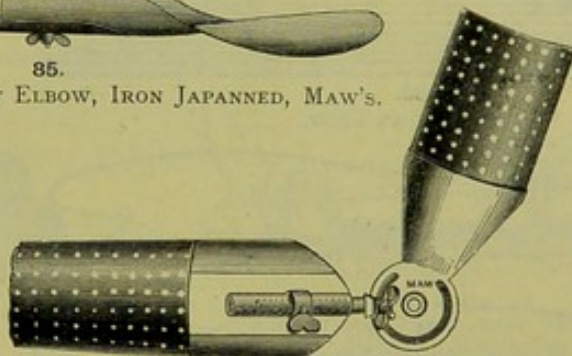
83.  
 SPLINT FOR EXCISION OF ELBOW, WITH HAND-PLATE, IRON JAPANNED,  
 F. MASON'S.



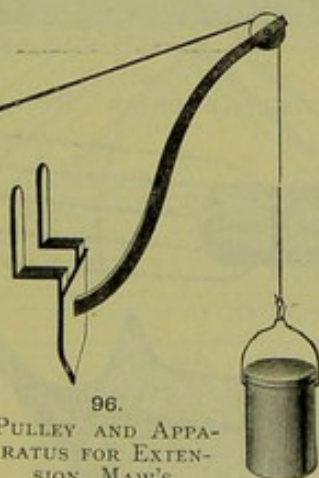
85.  
 SPLINT FOR EXCISION OF ELBOW, IRON JAPANNED, MAW'S.




86.  
 MOULDED ELBOW SPLINT, FOR  
 USE AFTER EXCISION.



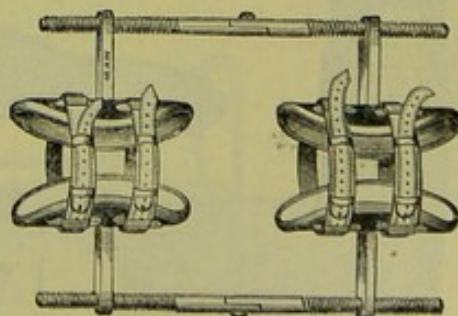
84.  
 SPLINT FOR EXCISION OF ELBOW, IRON  
 JAPANNED, F. MASON'S.



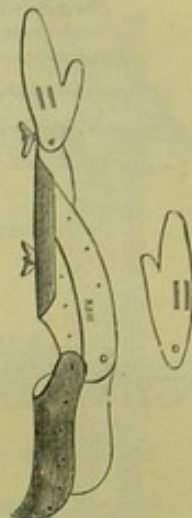
96.  
 PULLEY AND APPA-  
 RATUS FOR EXTEN-  
 SION, MAW'S.



144.  
 SPLINT FOR HAND, WIRE.



82.  
 SPLINT FOR EXCISION OF ELBOW,  
 HEATH'S.




142.  
 SPLINT FOR ELBOW  
 AND RADIUS.




155.  
 SPLINT FOR  
 KNEE, WOOD.



SECTION XI. *continued*—For CONTENTS, see page 128.  
APPARATUS FOR FRACTURES.




135a.  
SPLINTS FOR ARM, PERFORATED ZINC.



134.  
SPLINTS FOR ARM, WOOD, CLINE'S.




137.  
SPLINTS FOR ARM, HAND, AND FINGER, WOOD-LINED,  
GOOCH'S.




138.  
SPLINTS FOR ARM, HAND, AND FINGER, WOOD, POTT'S.



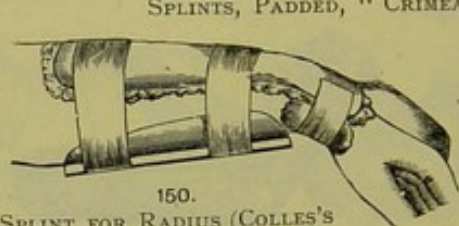
136.  
SPLINTS, RATAN CANE.



135.  
SPLINTS, PADDED, "CRIMEAN."



151  
SPLINT FOR RADIUS, WOOD, NÉLATON'S.



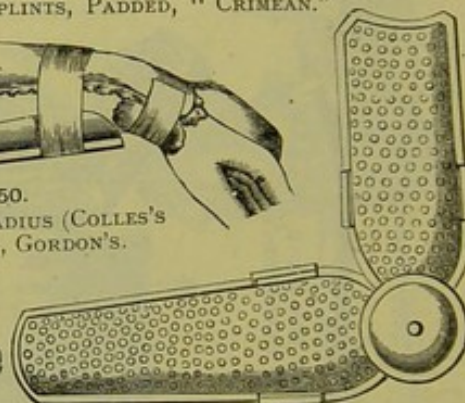
150.  
SPLINT FOR RADIUS (COLLES'S  
FRACTURE), GORDON'S.




152.  
SPLINT FOR RADIUS, WOOD, WATSON'S.



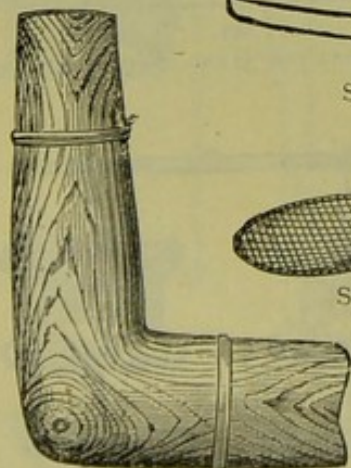
147.  
"KETTLE HOLDER" SPLINTING.




133.  
SPLINT FOR ARM, HINGED, ZINC.




130.  
SPLINT FOR ARM, WIRE.



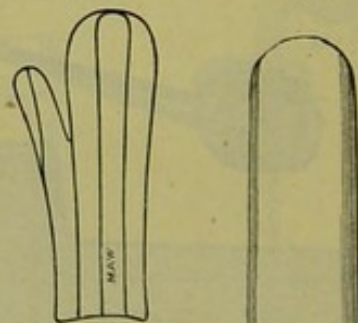
131.  
SPLINT FOR ARM, WOOD.



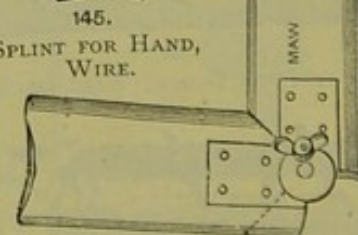
148.  
SPLINT FOR RADIUS, BONNET'S.



149.  
SPLINTS FOR RADIUS, CARR'S.



145.  
SPLINT FOR HAND,  
WIRE.

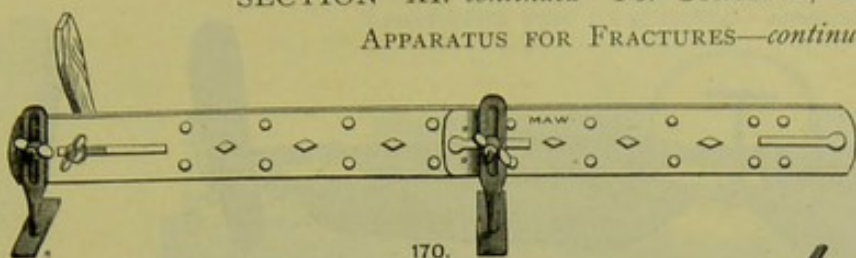


132.  
SPLINT FOR ARM, HINGED, WITH  
SET SCREW, WOOD AND IRON.



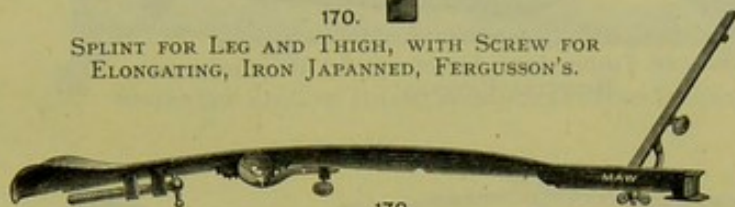
SECTION XI. *continued*—For CONTENTS, see page 128.

APPARATUS FOR FRACTURES—*continued*.




170.

SPLINT FOR LEG AND THIGH, WITH SCREW FOR ELONGATING, IRON JAPANNED, FERGUSON'S.



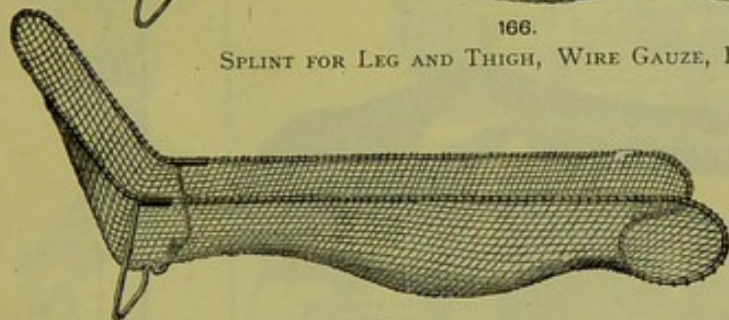
179.

SPLINT FOR LEG AND THIGH, MCINTYRE'S.



166.

SPLINT FOR LEG AND THIGH, WIRE GAUZE, BONNET'S.



156.

SPLINT FOR LEG, WIRE GAUZE, BONNET'S.



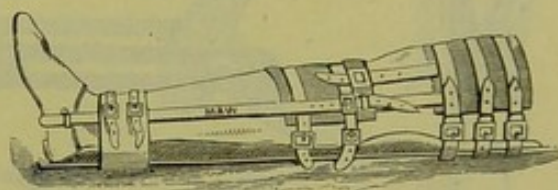
153.

SPLINT FOR KNEE, WOOD.




154.

SPLINT FOR LEG, WITH FOOT-PIECE, WOOD.



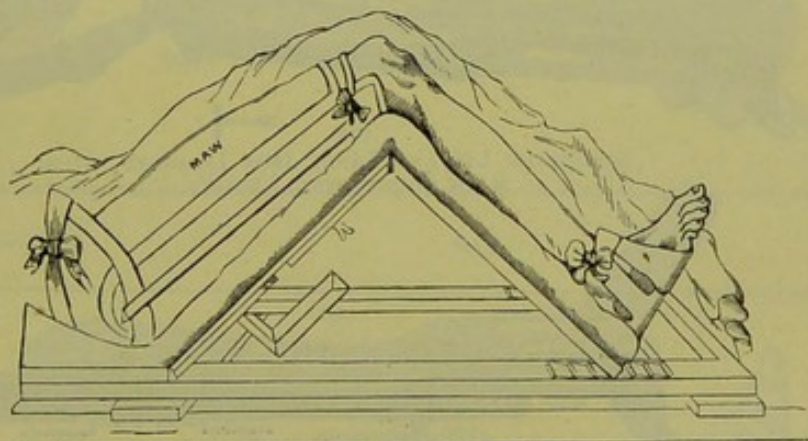
181.

SPLINT FOR TRANSVERSE FRACTURE OF PATELLA, AMESBURY'S.



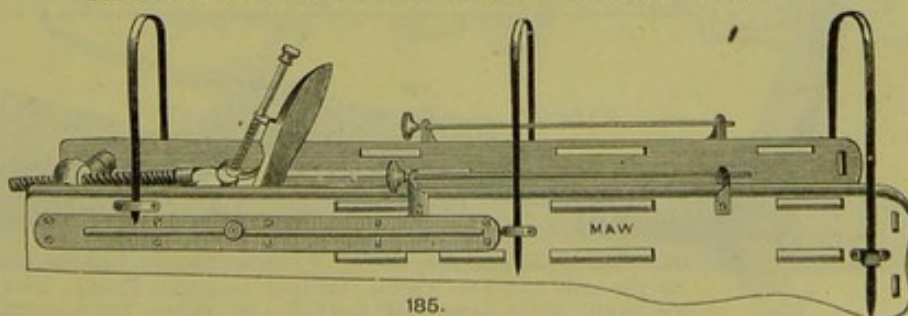
158.

SPLINTS FOR LEG, GALVANIZED WIRE.



164.

SPLINT FOR FRACTURE OF UPPER PART OF FEMUR, AMESBURY'S.



185.

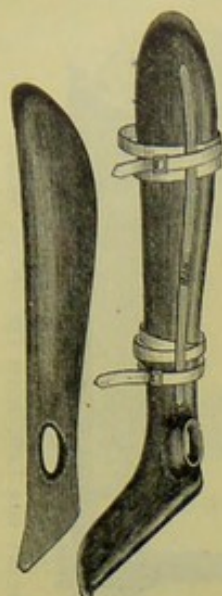
FOR OBLIQUE FRACTURE OF TIBIA.



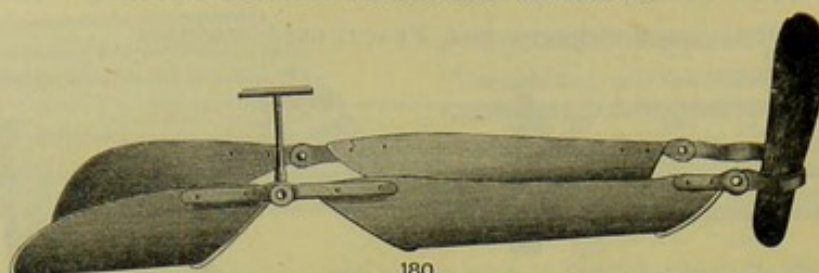
172.

SPLINT FOR LEG AND THIGH (INTERRUPTED).

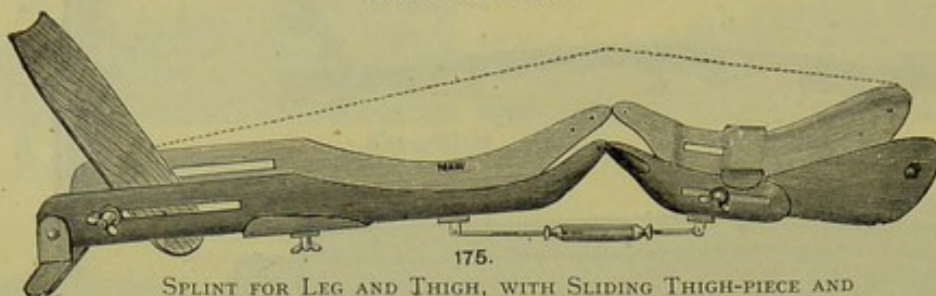


SECTION XI. *continued*—For CONTENTS, see page 128.APPARATUS FOR FRACTURES—*continued*.

157.

SPLINT FOR LEG,  
IRON JAPANNED,  
CLINE'S.

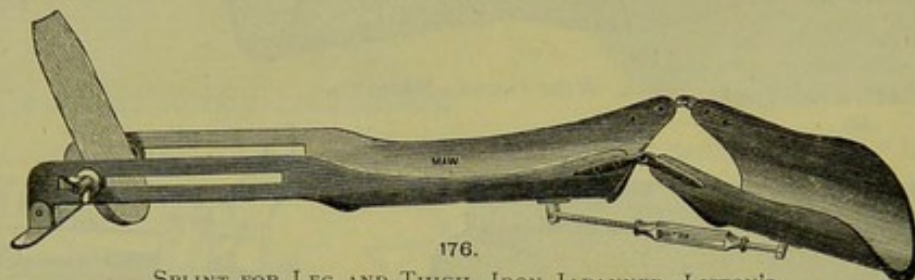
180.

SPLINT FOR LEG AND THIGH, IRON JAPANNED, ST. BARTHOLOMEW'S  
HOSPITAL PATTERN.

175.


SPLINT FOR LEG AND THIGH, WITH SLIDING THIGH-PIECE AND  
HEEL-PLATE, IRON JAPANNED.

160.

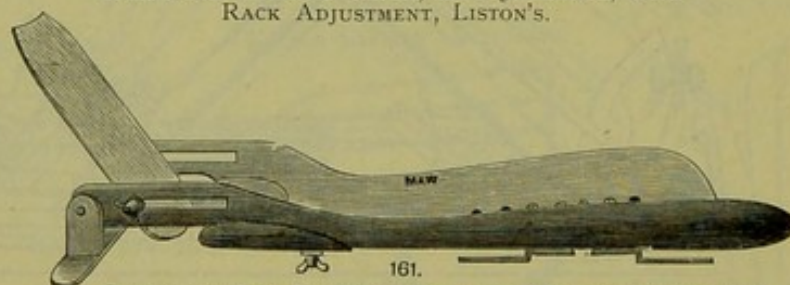
SPLINT FOR  
LEG, PERFORATED  
ZINC, CLINE'S.

176.

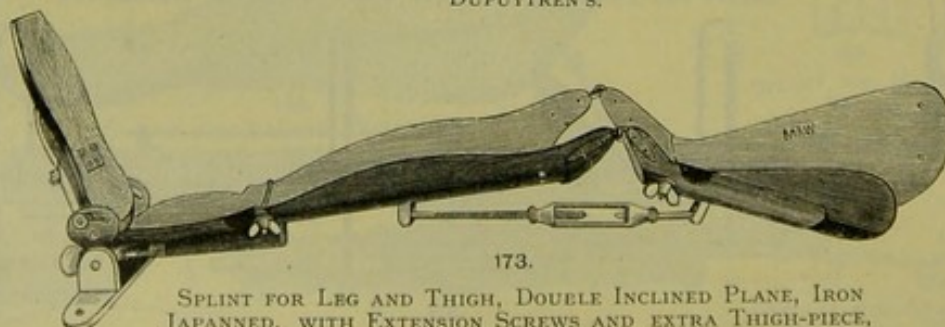
SPLINT FOR LEG AND THIGH, IRON JAPANNED, LISTON'S.




174.

SPLINT FOR LEG AND THIGH, IRON JAPANNED, WITH  
RACK ADJUSTMENT, LISTON'S.

161.

SPLINT FOR LEG, IRON JAPANNED, WITH SLIDING HEEL-PLATE,  
DUPUYTREN'S.

173.

SPLINT FOR LEG AND THIGH, DOUBLE INCLINED PLANE, IRON  
JAPANNED, WITH EXTENSION SCREWS AND EXTRA THIGH-PIECE,  
LISTON'S.

SPLINT FOR LEG AND THIGH, WOOD, DESSAULT'S.

169.



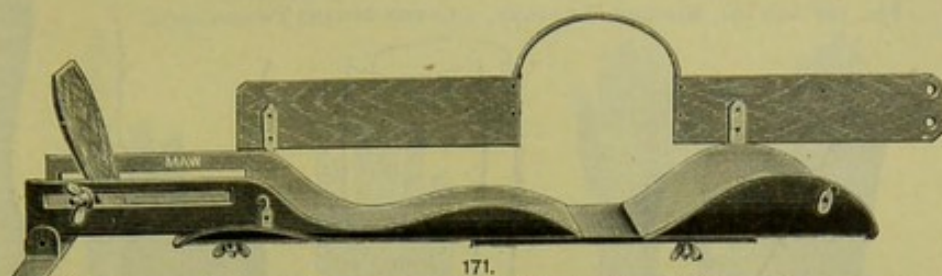
SPLINT FOR LEG AND THIGH, WOOD, LISTON'S. (SIX TO THE SET.)

177.

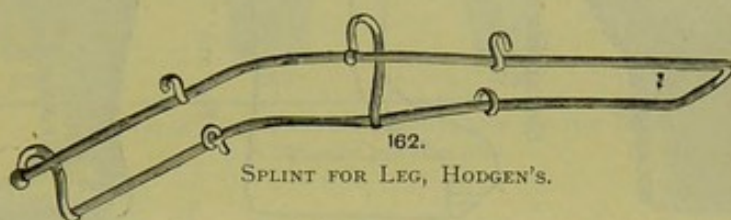


SECTION XI. *continued*—For CONTENTS, see page 128.

APPARATUS FOR FRACTURES—*continued*.



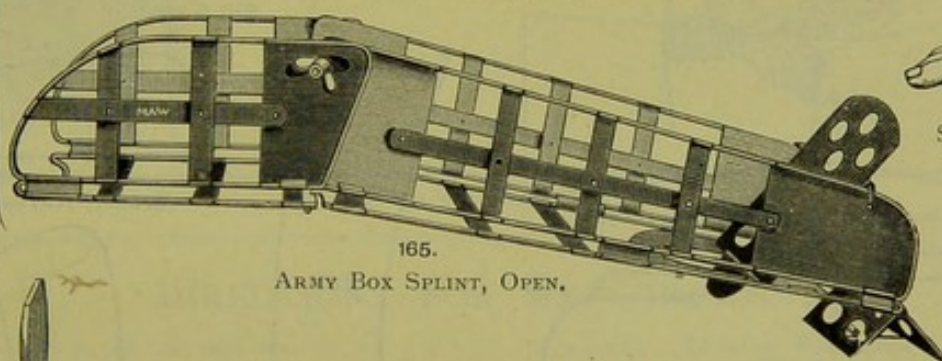
171.  
SPLINT FOR LEG AND THIGH, WITH INTERRUPTED THIGH SPLINT, FERGUSSON'S.



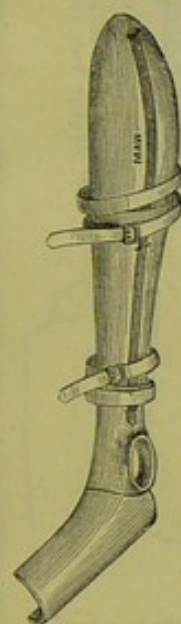
162.  
SPLINT FOR LEG, HODGEN'S.



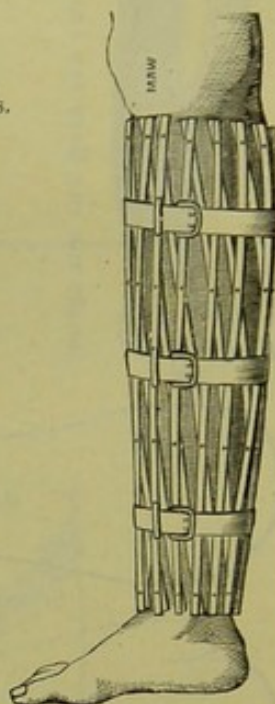
ARMY BOX SPLINT, CLOSED.




165.  
ARMY BOX SPLINT, OPEN.



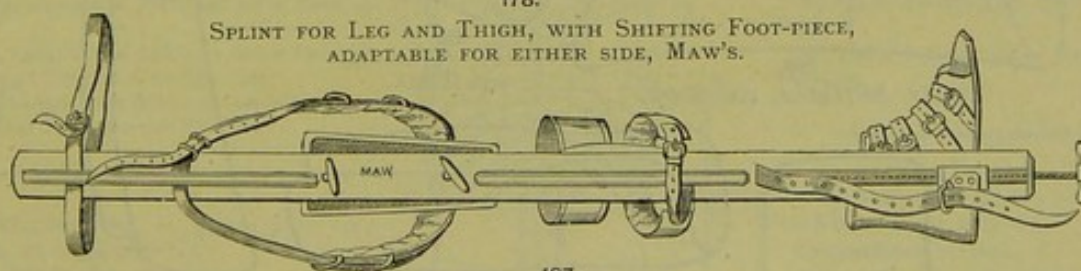
159.  
SPLINT FOR LEG,  
WOOD, CLINE'S.



163.  
SPLINT, WYATT'S  
"UNIVERSAL."



178.  
SPLINT FOR LEG AND THIGH, WITH SHIFTING FOOT-PIECE,  
ADAPTABLE FOR EITHER SIDE, MAW'S.



167.  
SPLINT FOR LEG AND THIGH, BULLEY'S.

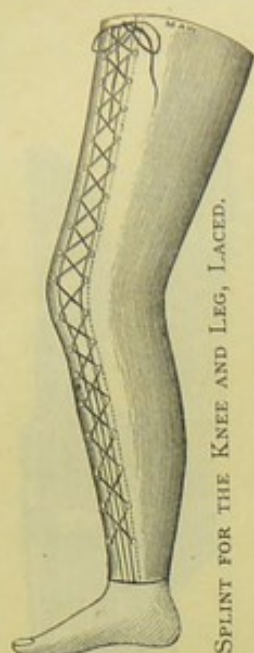


168.  
SPLINT FOR LEG AND THIGH, IRON JAPANNED, BUSK'S.

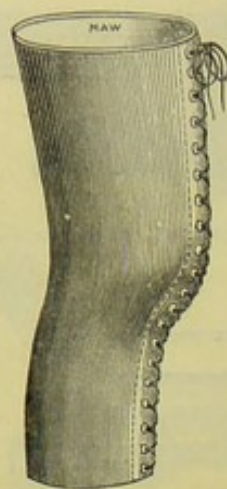


SECTION XI. *continued*—For CONTENTS, see page 128.APPARATUS FOR FRACTURES—*continued*.

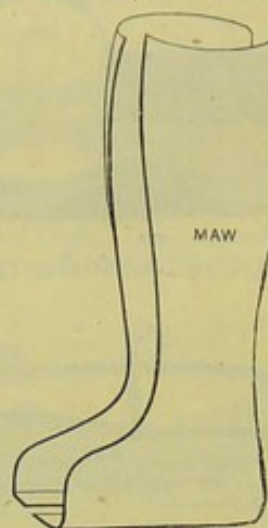
FIG. 186 AND 194, MOULDED LEATHER, AND THE OTHERS POROPLASTIC.



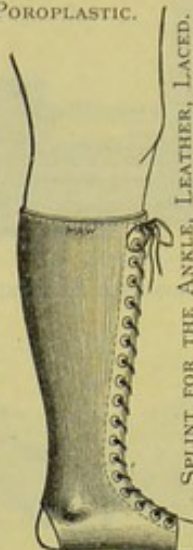
195.



194.



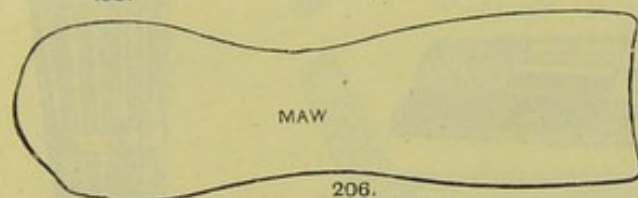
209.



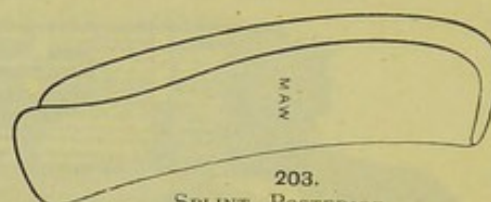
186.



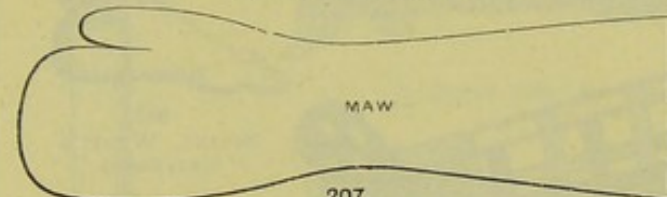
208.



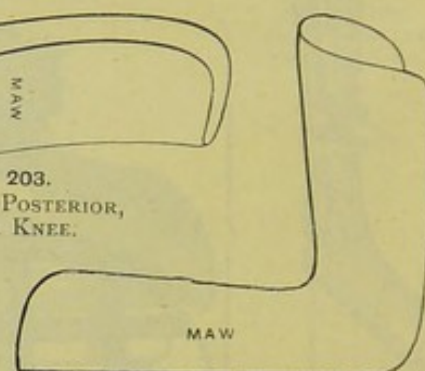
206.



203.




207.



187.

SPLINT, ANTERIOR, FOR ARM.



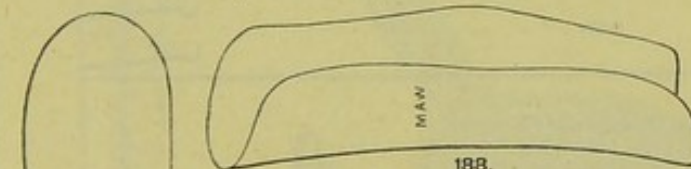
204.

SPLINT, POSTERIOR, FOR FIBULA.



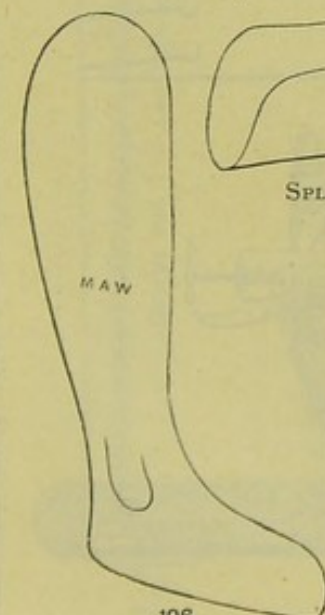
190.

SPLINT, ANTERIOR, FOR TIBIA.



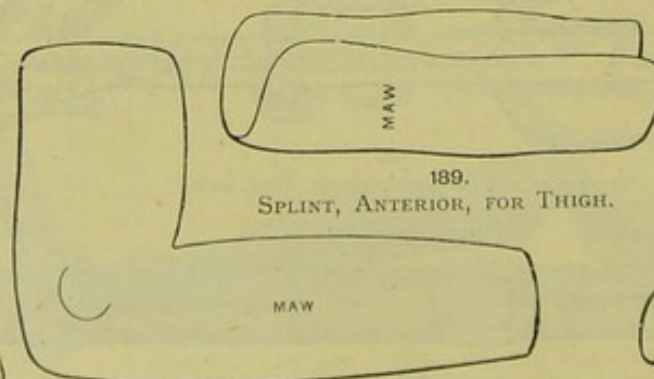
188.

SPLINT, ANTERIOR, FOR KNEE.



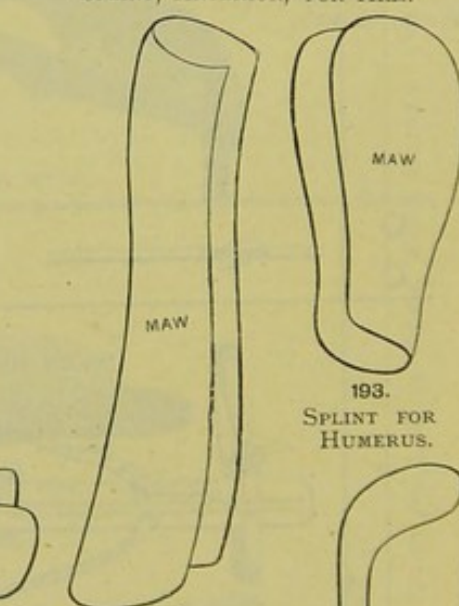
196.

SPLINT FOR LEG.



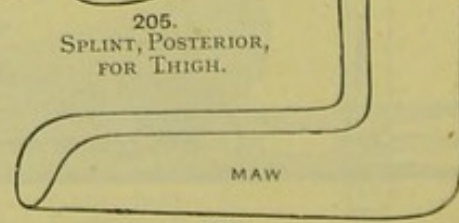
189.

SPLINT, ANTERIOR, FOR THIGH.



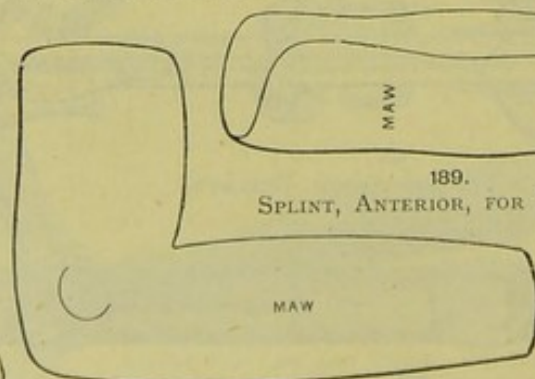
193.

SPLINT FOR HUMERUS.



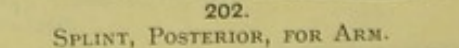
205.

SPLINT, POSTERIOR, FOR THIGH.



192.

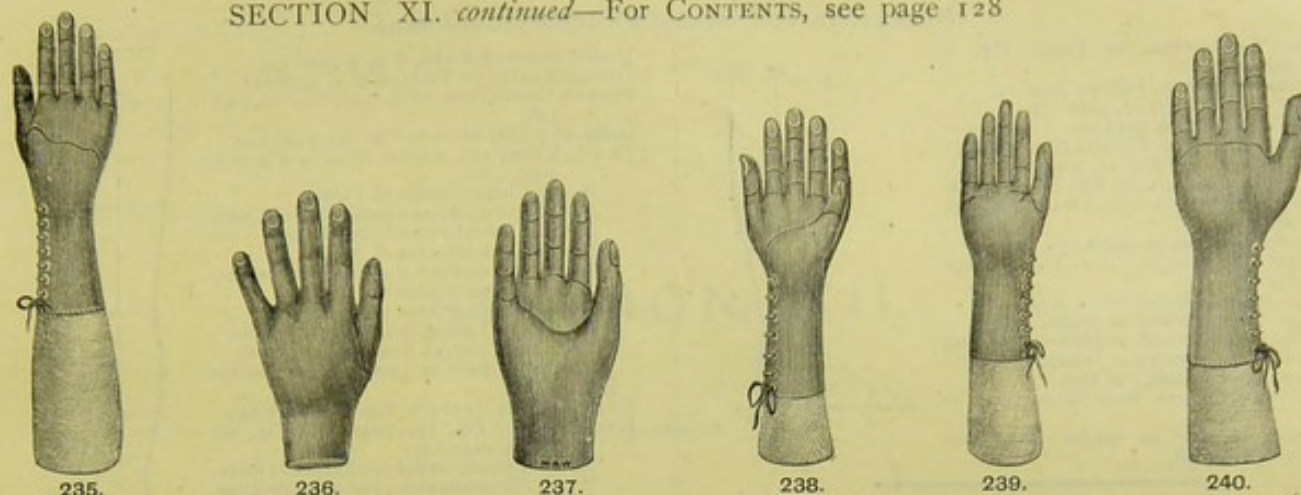
SPLINT FOR ELBOW.



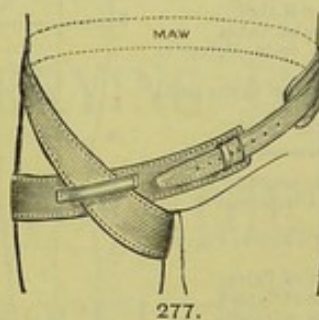
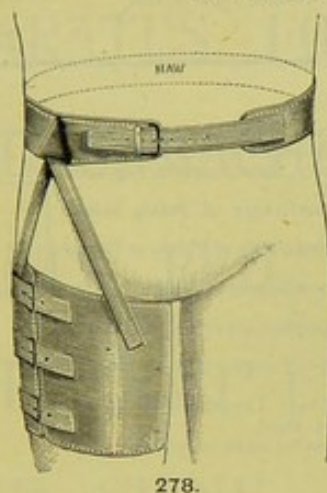
202.

SPLINT, POSTERIOR, FOR ARM.



SECTION XI. *continued*—For CONTENTS, see page 128

APPLIANCES FOR PARTIAL AMPUTATION OF THE HAND.  
A Plaster Cast required.



APPLIANCES FOR RIDERS' SPRAIN.

## DIRECTIONS FOR MEASUREMENT.

ANGULAR CURVATURE, Fig. 25, 28, 37, page 142;  
Fig. 24, page 143.

POSTERIOR CURVATURE, Fig. 36 and 37, page 142;  
Fig. 38, page 143.

MOULDED LEATHER JACKET, Fig. 26, page 142.

No. 1. Circumference of Chest in a line with Axilla.

No. 2. Circumference of Waist.

No. 3. Circumference of Pelvis below the Crest of Ilium.

No. 1 to 3. Length from Axilla to below Crest of Ilium and Great Trochanter on right side.

No. 1 to 3. Length from Axilla to below Crest of Ilium and Great Trochanter on left side.

LATERAL CURVATURE, Fig. 31, 33, 35, page 142;  
Fig. 29, 30, 32, 34, page 143.

POROPLASTIC JACKET, Fig. 39, page 143.

No. 1. Circumference of Chest in a line with Axilla.

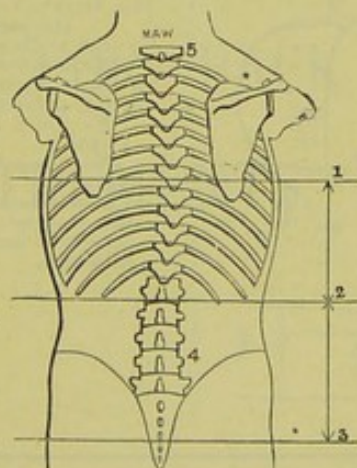
No. 2. Circumference of Waist.

No. 3. Circumference of Pelvis below the Crest of Ilium.

No. 1 to 3. Length from Axilla to Crest of Ilium and Great Trochanter, right side.

No. 1 to 3. Length from Axilla to Crest of Ilium and Great Trochanter, left side.

State side of Protuberance and its transverse diameter.



LATERAL CURVATURE AND PELVIC DEFORMITY,  
Fig. 27, page 143.

No. 1. Circumference of Chest, in a line with Axilla.

No. 2. Circumference of Waist.

No. 3. Circumference of Pelvis below Crest of Ilium.

No. 2 to 3. Length from Waist to below Crest of Ilium.

No. 4 to 5. Length from Sacrum to Cervical Vertebrae.

WRY NECK, Fig. 40, page 142.

WRY NECK, Fig. 41, page 143.

Circumference of Head.

No. 1. Circumference of Chest.

No. 2. Circumference of Waist.

No. 3. Circumference of Pelvis, one inch below Crest of Ilium.

No. 4 to 5. Length from Sacro-lumbar Articulation to base of Skull.

No. 1 to 3. Length from Axilla to Great Trochanter.

Age and sex of patient, and state towards which side the head leans.



SECTION XI. *continued*—For CONTENTS, see page 128.DIRECTIONS FOR MEASUREMENT—*Continued*.

ANTERIOR CURVATURE OF TIBIA, Fig. 1, page 137.

EXTENSION OF ANKLE, Fig. 99, page 145.

EVERSION OF FOOT, Fig. 7, page 137.

HAMMER TOES, Fig. 9, page 137.

INWARD OR OUTWARD CURVATURE, Fig. 13, page 137; Fig. 16, page 138.

LACED SPLINT FOR ANKLE, Fig. 186, page 152.

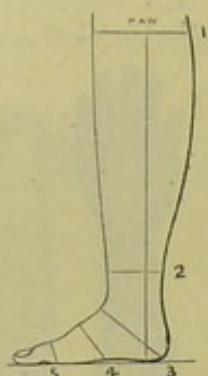
OUTWARD CURVATURE OF TIBIA, Fig. 17, page 137.

TALIPES APPLIANCES, on pages 139, 140.

UNUNITED FRACTURE OF TIBIA, Fig. 21, page 137.

- No. 1. Circumference below Knee.
- No. 2. Circumference at Ankle.
- No. 3. Circumference at Heel and Instep.
- No. 4. Circumference at Instep.
- No. 5. Circumference at Toes.
- No. 1 to 3. Length from below Knee to Heel.

Tracing of foot on paper and state whether right or left.



ANKLE SPLINT, THOMAS'S, Fig. 100, page 146.

EVERSION OF FOOT, Fig. 6, page 138.

INFANTILE PARALYSIS, Fig. 11, page 138.

INWARD AND OUTWARD CURVATURE, Fig. 13 and 18, page 137.

KNEE SPLINT, THOMAS'S, Fig. 115, page 146.

- No. 3. Circumference of Thigh.
- No. 4. Circumference of lower third of Thigh.
- No. 5. Circumference of Calf.
- No. 6. Circumference of Ankle.
- No. 1 to 4. Length from Pelvis to lower third of Thigh.
- No. 4 to 6. Length from lower third of Thigh to Ankle.

State whether right or left.

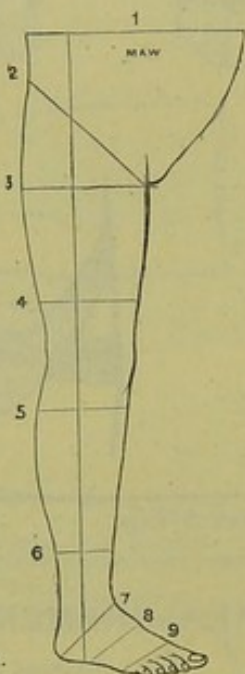
ROTATION OF FOOT, Fig. 19, page 138.

SUPPORT FOR HIP-JOINT DISEASE, Fig. 10, page 138.

UNUNITED FRACTURE OF FEMUR, Fig. 20, page 138.

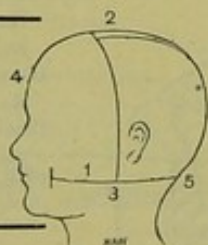
- No. 1. Circumference of Pelvis.
- No. 2. Circumference of Crotch.
- No. 3. Circumference of Thigh.
- No. 4. Circumference of lower third of Thigh.
- No. 5. Circumference of Calf.
- No. 6. Circumference of Ankle.
- No. 7. Circumference of Heel and Instep.
- No. 8. Circumference of Instep.
- No. 9. Circumference at Toes.
- No. 1 to 3. Length from Pelvis to Thigh.
- No. 3 to 5. Length from Thigh to Knee.
- No. 4 to 7. Length from lower third of Thigh to Ground.

Tracing of foot on paper, and if one Instrument only required, state whether right or left.




FRACTURED JAW, Fig. 126, 127, 128, page 144.

- No. 1. Circumference of Head from back to front.
- No. 2 and 3. Circumference over the Head and under the Chin.
- No. 4 to 5. Length from Centre of Forehead to Occiput.



SPLINT FOR DROP-WRIST, Fig. 5, page 137.

- No. 1. Circumference of Arm.
- No. 2. Circumference of Arm.
- No. 3. Circumference of Hand.
- No. 1 to 3. Length of Arm to Hand.



DISLOCATION OF KNEE, Fig. 3, page 137.

DISPLACEMENT OF TIBIA, Fig. 4, page 137.

INWARD CURVATURE OF KNEES, Fig. 12, page 138.

KNEE AND LEG SPLINT, Fig. 195, page 152.

THIGH, KNEE, AND ANKLE SPLINT, Fig. 208, page 152.

- No. 1. Circumference of Thigh.
- No. 2. Circumference lower third of Thigh.
- No. 3. Circumference below Knee.
- No. 4. Circumference at Ankle.
- No. 5. Circumference at Heel and Instep.
- No. 6. Circumference at Instep.
- No. 7. Circumference at Toes.
- No. 1 to 3. Length from Thigh to Knee.
- No. 3 to 5. Length from Knee to Heel.

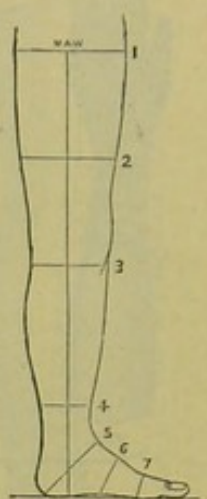
Tracing of foot on paper; state whether right or left.

KNEE SPLINT, SAYRE'S, Fig. 114, page 145.

KNEE SPLINT, Fig. 194, page 152; Fig. 197 to 201, page 144.

- No. 2. Circumference 5 inches above Knee.
- No. 3. Circumference 4 inches below Knee.
- No. 1 to 3. Length from above to below Knee.

State whether right or left.

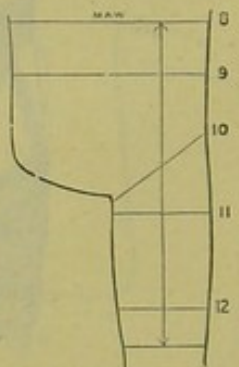


HIP SPLINT, Moulded, Fig. 107, page 145.

EXTENSION SPLINT, Short, Sayre's, Fig. 106, page 145.

- No. 8. Circumference of Pelvis below Crest of Ilium.
- No. 9. Circumference of Pelvis at Great Trochanter.
- No. 10. Circumference of Thigh.
- No. 11. " " "
- No. 12. Circumference of Thigh at lower third.
- No. 8 to 11. Length from Pelvis to Thigh.
- No. 11 and 12. Length from top of Thigh to lower third.

State whether right or left.



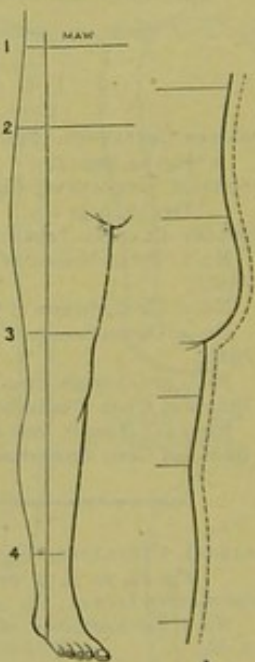
HIP SPLINT, SAYRE'S, Fig. 103, page 146.

HIP SPLINT, THOMAS'S, Fig. 110, 111, page 146.

HIP SPLINT, THOMAS'S (COLLINS'S), Fig. 112, page 146.

- No. 1. Circumference at Chest.
- No. 2. Circumference of Pelvis.
- No. 3. Circumference of Thigh.
- No. 4. Circumference of Ankle.
- No. 1 to 3. Length from Scapula to Thigh.
- No. 3 to 4. Length from Thigh to Ankle.

State whether right or left (if single one required), and give as near as possible an outline of figure as attached marked A.



Nearly the whole of the contents of Section XI. are manufactured on the premises, under the superintendence of competent managers, and the adjustment of the various appliances can be accomplished with despatch.

For Plaster-of-Paris and Poroplastic Jackets it is desirable to give a few days' notice.

Convenient Waiting and Fitting Rooms.

Experienced Assistants, Male and Female, daily in attendance between the hours of 10 a.m. and 4 p.m., except on Saturdays. They can also be sent to any part of the United Kingdom by giving twenty-four hours' notice.



## SECTION XII.

---

APPARATUS FOR REFRACTORY PATIENTS,  
BANDAGES, MACHINES FOR ROLLING BANDAGES,  
BELTS, BED TABLES, CARRYING CHAIR,  
CORSETS AND EXPANDERS FOR THE CHEST  
AND SPINE, ELASTIC STOCKINGS, ETC.,  
INDIA-RUBBER CUSHIONS, ICE BAGS,  
MATTRESSES, PILLOWS, SHEETS, URINALS,  
SUPPORTS FOR BACK AND LEG,  
MASSAGE INSTRUMENTS, AND TRUSSES.



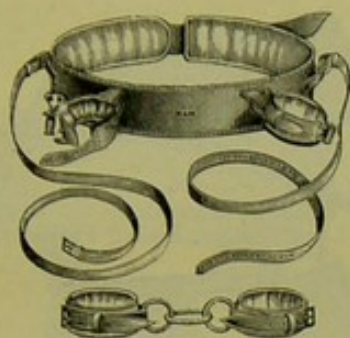
# CONTENTS OF SECTION XII.

	PAGE		PAGE
AIR-PROOF GOODS—		BINDERS TO WEAR AFTER	
BATH SHEET ... ..	166	ACCOUCHEMENT ... ..	158
BED PANS... ..	166	CHAIR FOR CARRYING INVALIDS ...	157
BELLOWS ... ..	165	COMPRESSES ... ..	161
CUSHIONS... ..	165, 166	CORSETS FOR THE CHEST AND	
MATTRESS... ..	165	SPINE ... ..	163
PILLOWS ... ..	165, 166	DIRECTIONS FOR MEASUREMENT...	174
SWIMMING BELT ... ..	166	DUMB BELLS ... ..	163
SWIMMING COLLAR ... ..	165	ELASTIC GOODS—	
APPARATUS FOR REFRACTORY		ANKLETS ... ..	164
PATIENTS ... ..	157	ARMLETS ... ..	164
BANDAGES—		ELBOW-CAPS ... ..	164
CALICO ... ..	160	KNEE-CAPS ... ..	164
COTTON ELASTIC ... ..	160	LEGGINGS ... ..	164
ESMARCH'S ... ..	160	STOCKINGS ... ..	164
FLANNEL ... ..	160	WRISTLETS ... ..	164
INDIA-RUBBER WEB ... ..	160	EXPANDERS FOR THE CHEST AND	
MUSLIN ... ..	160	SPINE ... ..	163
PARA-RUBBER ... ..	160	FINGER STALL ... ..	160
SUSPENSORY ... ..	162	INDIA-RUBBER WATER-PROOF GOODS—	
WATER DRESSING ... ..	160	BAGS AND CAPS FOR THE	
BED TABLES ... ..	157	APPLICATION OF ICE OR HOT	
BELTS—		WATER ... ..	168
ABDOMEN ... ..	158	BED SHEETS ... ..	167
BREAST ... ..	161	BOTTLES FOR HOT WATER ...	166, 167
CHOLERA ... ..	161	CUSHIONS... ..	167
COLOTOMY ... ..	158, 159	MATTRESSES ... ..	167
FRACTURED RIB ... ..	161	PILLOWS ... ..	167
HERNIA ... ..	159	URINALS ... ..	168, 169
HUNTING ... ..	161	MACHINES FOR ROLLING BANDAGES	160
LUMBAGO ... ..	161	MASSAGE INSTRUMENTS ... ..	173
MOVABLE KIDNEY ... ..	159	SAFETY PIN ... ..	160
PROLAPSE OF RECTUM AND		SHEARS FOR REMOVING STARCH	
UTERUS ... ..	159	BANDAGES ... ..	173
RHEUMATISM ... ..	161	SUPPORTS FOR THE BACK AND LEG	157
RIDING ... ..	161	TRUSSES... ..	170, 171, 172
SCIATICA ... ..	161	VACCINATION SHIELD ... ..	160
SPINA BIFIDA ... ..	159	WRISTLETS, LEATHER .. ..	164
UMBILICAL HERNIA ... ..	159, 161		




SECTION XII.

APPARATUS FOR REFRACTORY PATIENTS, SUPPORTS FOR THE LEG AND BACK, BED TABLES, AND CHAIR FOR CARRYING INVALIDS.



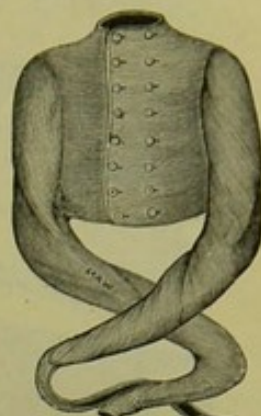
19.  
ANKLETS AND WRISTLETS,  
WITH SPRING LOCKS, BODY BAN  
AND LONG BED STRAPS.



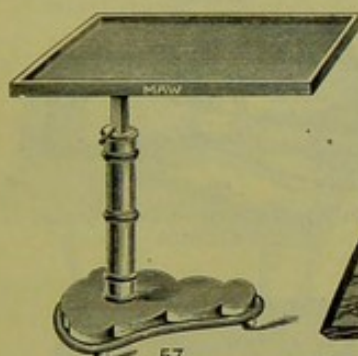
20.  
ANKLETS AND WRISTLETS,  
WITH IMPROVED LOCKS, BODY  
BANDS AND LONG STRAPS.



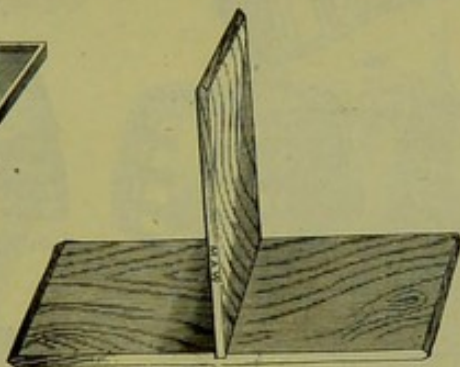
24.  
WRISTLETS, WITH  
SCREW LOCK AND  
CLAMP, FOR  
SECURING THE  
WRIST TO THE  
BEDSTEAD.



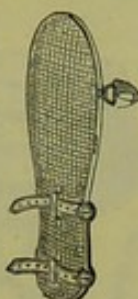
22.  
STRAIT-WAISTCOAT.



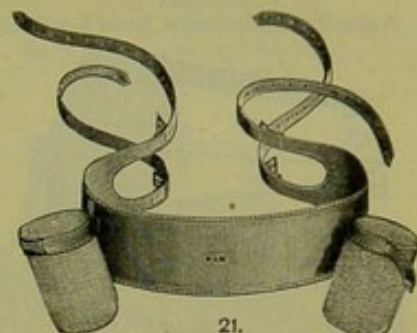
57.  
BED TABLE, WITH SLIDE LEG.




228.  
SUPPORT FOR LEG.




23.  
WIRE GAUZE  
GLOVE.



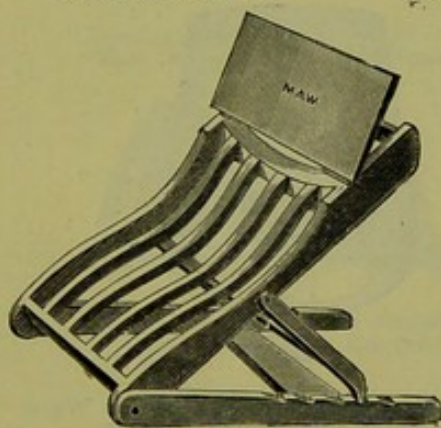
21.  
BAND, WITH GLOVES AND  
SCREW LOCKS.



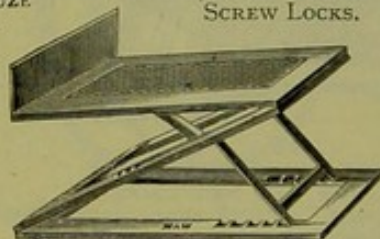
56.  
BED TABLE.




226.  
SUPPORT FOR THE BACK IN  
BED, WOOD, PADDED.



227.  
SUPPORT FOR THE BACK IN BED, WOOD.



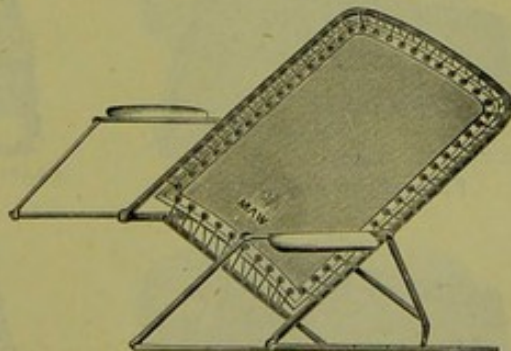
229.  
SUPPORT FOR LEG.




115.  
CHAIR FOR CARRYING INVALIDS.



225.  
WOOD.



224.  
IRON JAPANNED, WITH CANVAS CENTRE  
AND ARM RESTS.



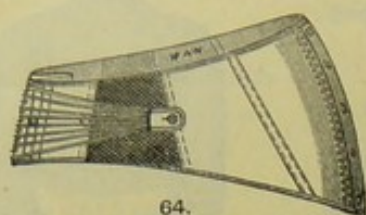
223.  
IRON JAPANNED, WITH CANVAS  
CENTRE.

SUPPORTS FOR THE BACK IN BED.



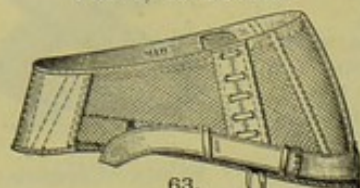
SECTION XII. *continued*—For CONTENTS, see page 156.

## BELTS FOR THE ABDOMEN, INGUINAL COLOTOMY, AND BINDERS FOR WEAR AFTER ACCOUCHEMENT.



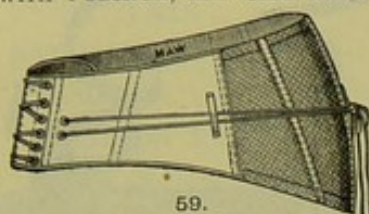
64.

ELASTIC SIDES, JEAN BACK AND FRONT, TO BUTTON.



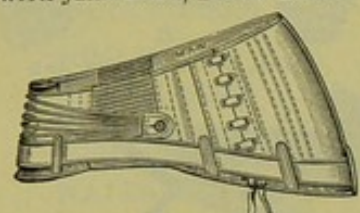
63.

ELASTIC, WITH FULCRUM, AND SIDE LACES.



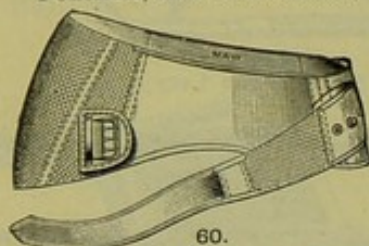
59.

ELASTIC WOVEN FRONT, WITH JEAN BACK, DRAW LACE.



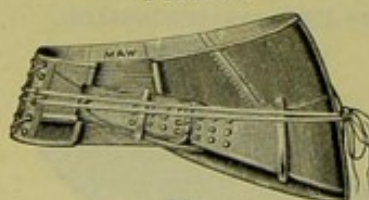
71.

SATTEEN, ELASTIC SIDES, WITH FULCRUM, AND SIDE LACES.



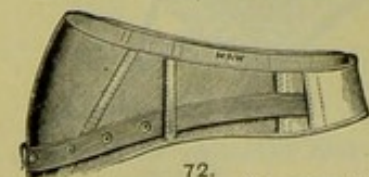
60.

ELASTIC FRONT, JEAN AND ELASTIC FULCRUM.



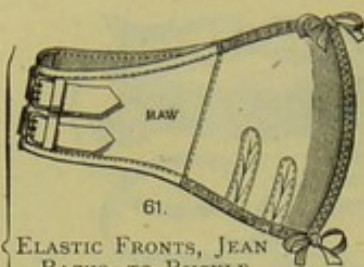
68.

MOLESKIN, WITH FULCRUM AND ELASTIC SIDES, DRAW LACE.



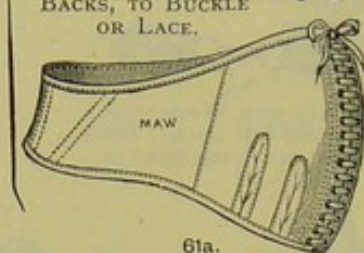
72.

WOVEN UNBLEACHED THREAD, JEAN BACK, AND FULCRUM.

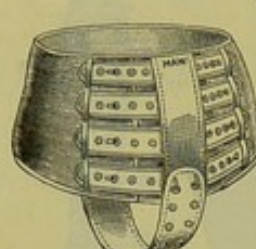


61.

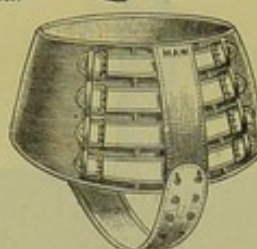
ELASTIC FRONTS, JEAN BACKS, TO BUCKLE OR LACE.



61a.

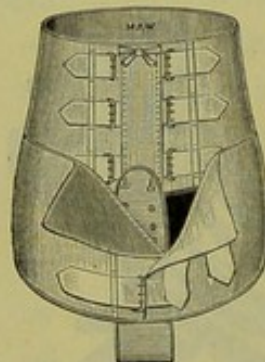


113.




112.

BINDER, WITH HOOK OR BUCKLE FASTENINGS. TO WEAR AFTER ACCOUCHEMENT.



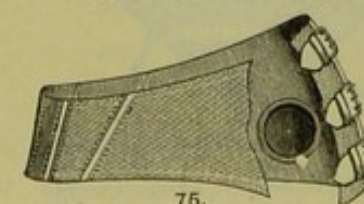
114.

BINDER FOR ABDOMEN AND PELVIS, TO WEAR AFTER ACCOUCHEMENT, THORN'S.



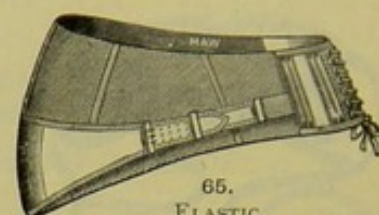
67.

ELASTIC, TO DRAW ON.



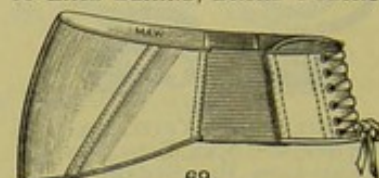
75.

ELASTIC, TO BUCKLE IN FRONT, WITH PAD FOR INGUINAL COLOTOMY.



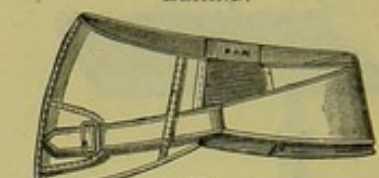
65.

ELASTIC, TO LACE BEHIND, BROAD FULCRUM.




69.

SATTEEN, ELASTIC SIDES, TO LACE BEHIND.



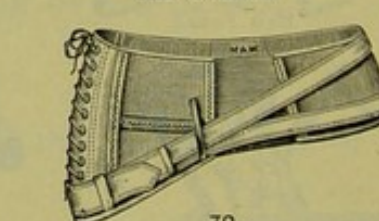
58.

COUTIL, ELASTIC SIDES, BROAD FULCRUM.



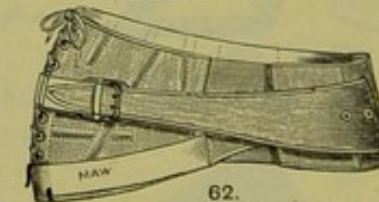
66.

ELASTIC, WITH DRAW LACES, AND AIR PAD TO SUPPORT THE UTERUS.



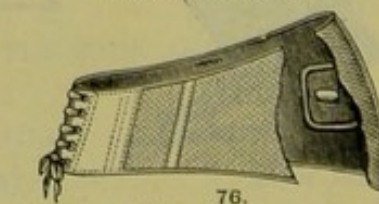
70.

SATTEEN, WITH ELASTIC SIDES, DOUBLE FULCRUM.



62.

ELASTIC SIDES, WITH JEAN BACK AND FRONT FULCRUMS.



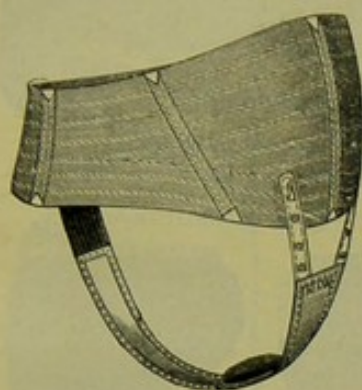
76.

ELASTIC, TO LACE BEHIND, WITH PAD FOR INGUINAL COLOTOMY.



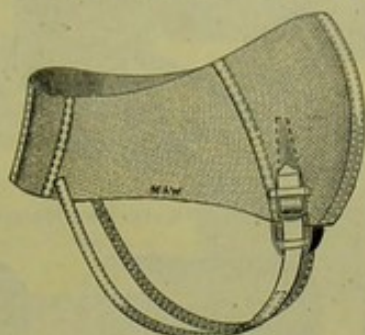
SECTION XII. *continued*—For CONTENTS, see page 156.

BELTS FOR COLOTOMY, FEMORAL, INGUINAL AND UMBILICAL HERNIA,  
MOVABLE KIDNEY, PROLAPSE OF THE RECTUM AND UTERUS,  
AND SPINA BIFIDA.



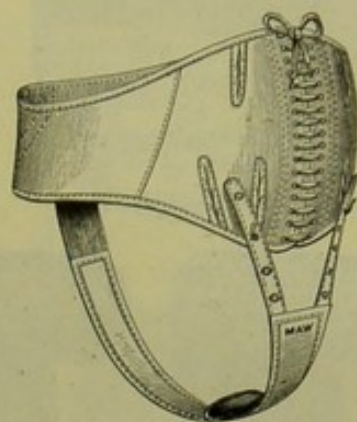
90.

SPIRAL ELASTIC, FOR PROLAPSE OF  
THE UTERUS, PALFREY'S.



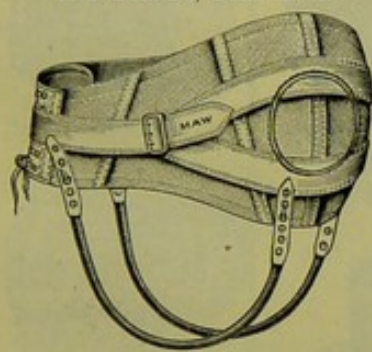
82.

ELASTIC, TO DRAW ON, WITH PADS  
FOR SINGLE OR DOUBLE HERNIA,  
MAW'S.



88.

ELASTIC FRONT, LACED, WITH JEAN  
BACK, FOR PROLAPSE OF THE  
UTERUS, BLUNDELL'S.



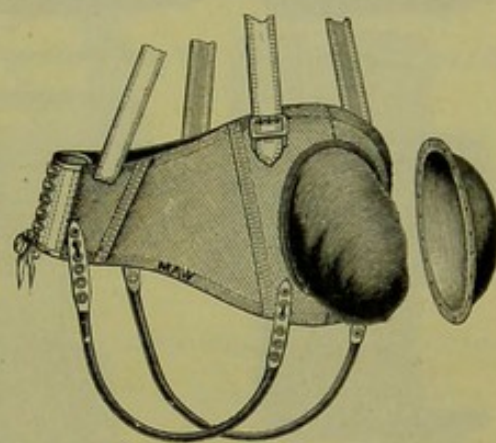
84.

ELASTIC, LACED, WITH DOUBLE  
FULCRUM WITH INFLATED PAD FOR  
UMBILICAL HERNIA, MAW'S.



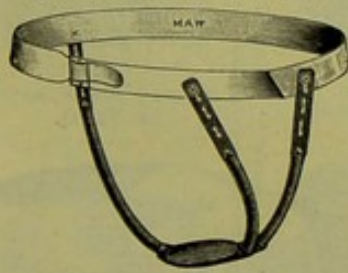
81.

ELASTIC, WITH THIGH-PIECE AND  
PAD, FOR FEMORAL OR INGUINAL  
HERNIA.



85.

STOUT ELASTIC, WITH BRACES, UNDERSTRAPS,  
AND LEATHER CUP FOR IRREDUCIBLE  
UMBILICAL HERNIA.



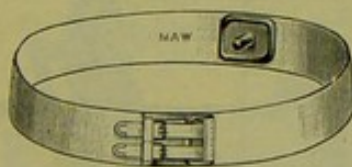
89.

JEAN, WITH INDIA-RUBBER PAD,  
FOR PROLAPSE OF THE UTERUS.



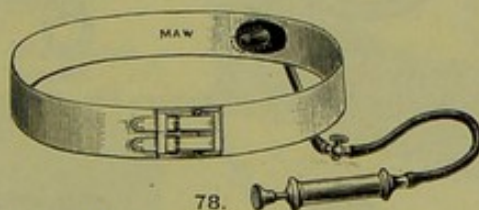
86.

ELASTIC, TO LACE, WITH INFLATED  
PAD FOR MOVABLE KIDNEY.



77.

JEAN, WATERPROOF LINED, WITH  
PAD FOR LUMBAR COLOTOMY.




78.

JEAN, WATERPROOF, WITH PAD FOR  
LUMBAR COLOTOMY, AND PUMP  
TO INFLATE.




83.

ELASTIC, FOR UMBILICAL HERNIA.  
FIVE INCHES WIDE.



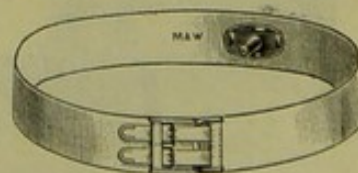
91.

JEAN, WITH HOLLOW CUP FOR  
SPINA BIFIDA.



87.

JEAN, WITH INDIA-RUBBER PAD,  
FOR PROLAPSE OF THE RECTUM.

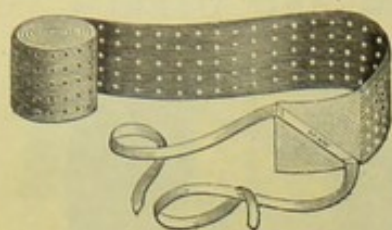


79.

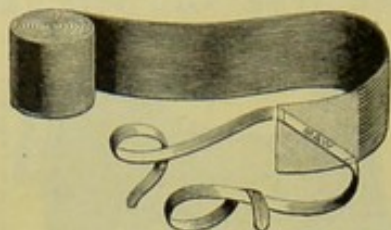
JEAN, WITH VULCANITE PAD  
FOR LUMBAR COLOTOMY.




SECTION XII. *continued.*—For CONTENTS, see page 156.  
BANDAGES, MACHINES FOR ROLLING, SAFETY PIN, ETC.



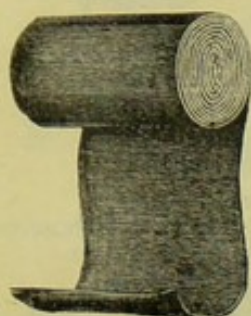
33.  
PARA-RUBBER, PERFORATED.




31.  
PARA-RUBBER, SUGGESTED BY DR. MARTIN.



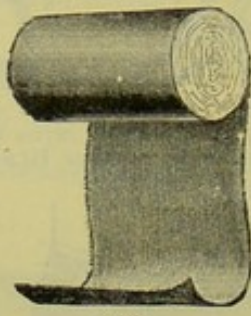
32.  
PARA-RUBBER, PERFORATED.




26.  
ELASTIC COTTON NET.



37.  
WATER DRESSING.



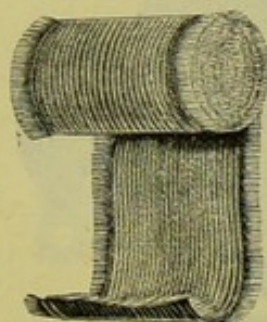
25.  
CALICO.



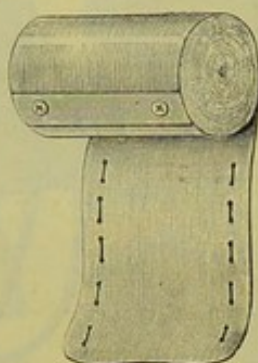
29.  
INDIA-RUBBER WEB,  
PLAIN EDGE.



27.  
FLANNEL.



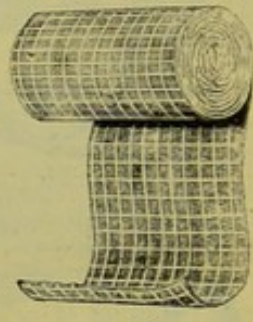
28.  
INDIA-RUBBER WEB,  
FRILLED EDGES.



34.  
PARA-RUBBER,  
STATHAM'S.



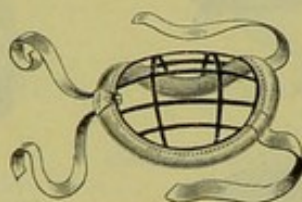
35.  
T BANDAGE



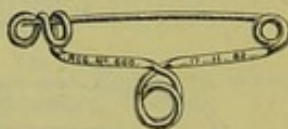
30.  
MUSLIN FOR PLASTER  
OF PARIS.



36.  
TRIANGULAR BANDAGE,  
ESMARCH'S.



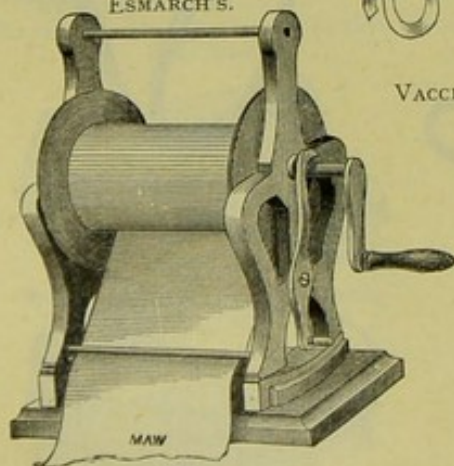
292.  
VACCINATION SHIELD.




218.  
SAFETY PIN, COUSINS'S.



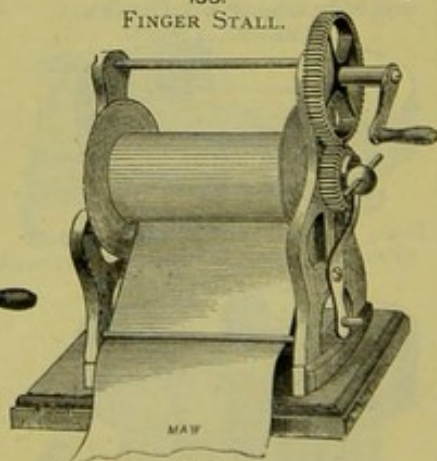
158.  
FINGER STALL.



209.  
SINGLE-ACTION.



208.  
MAW'S IMPROVED.



207.  
DOUBLE-ACTION.

MACHINES FOR ROLLING BANDAGES.



SECTION XII. *continued*—For CONTENTS, see page 156.

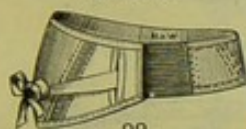
BELTS FOR ABDOMEN, BREAST, CHOLERA, FRACTURED RIBS, HUNTING, INFANTS' UMBILICAL HERNIA, LUMBAGO, RHEUMATISM, RIDING, AND SCIATICA; COMPRESSES FOR ABDOMEN AND THROAT.



96.  
JEAN OR MOLESKIN,  
ELASTIC SIDES, WITH  
FULCRUM.



97.  
SATTEEN, ELASTIC  
SIDES, FULCRUM TO  
BUTTON.



99.  
SATTEEN, ELASTIC  
SIDES, FULCRUM TO  
TIE.



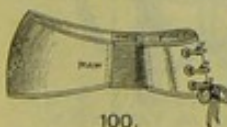
98.  
SATTEEN, ELASTIC  
SIDES, FULCRUM TO  
HOOK.



93.  
ELASTIC, TO LACE  
BEHIND.



94.  
ELASTIC OR PLAIN  
INDIA-RUBBER,  
TO DRAW ON.



100.  
SATTEEN, FLANNEL  
LINED, ELASTIC SIDES,  
TO LACE BEHIND.



95.  
INDIA-RUBBER, TO  
DRAW ON,  
PAD TO INFLATE.



102.  
FELT BELT, FOR RHEUMATISM  
AND SCIATICA, LADY'S.



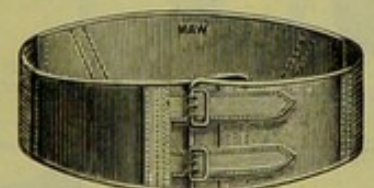
101.  
FELT BELT, FOR RHEUMATISM  
AND SCIATICA, GENTLEMAN'S.



103.  
JEAN BELT FOR LUMBAGO,  
FLANNEL-LINED.



110.  
RIDING BELT WITH POCKETS.



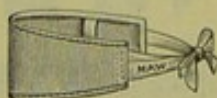
107.  
RIDING BELT, WEB, WITH  
ELASTIC SIDES.



108.  
RIDING BELT, STOUT WEB,  
WITH ELASTIC SIDES.

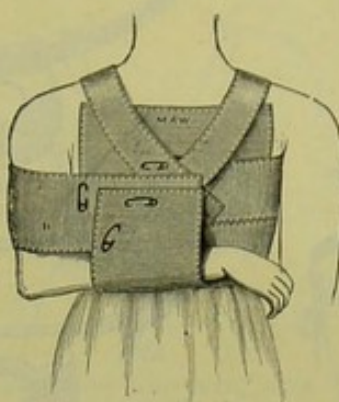


117.

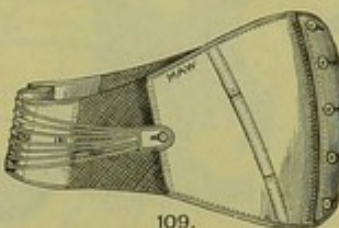


18.

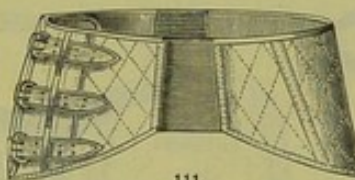
COMPRESSES FOR THE THROAT.



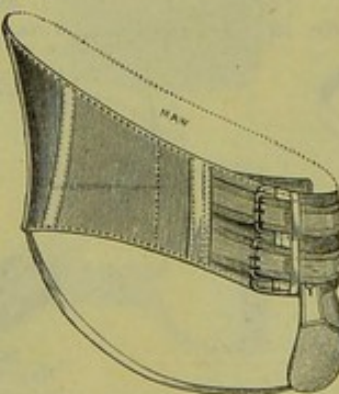
73  
BELT FOR THE BREAST,  
JESSETT'S.



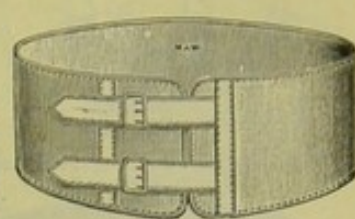
109.  
RIDING BELT, STOUT COUTIL  
FRONT, DRAW-LACE.




111.  
BELT, FLANNEL, WITH ELASTIC  
SIDES, FOR WEAK BACK.



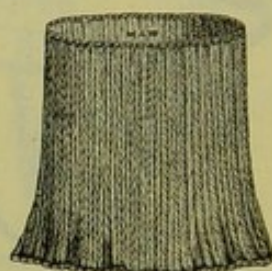
92.  
HUNTING BELT WITH  
SUSPENSORY BANDAGE.



74.  
CHOLERA BELT.



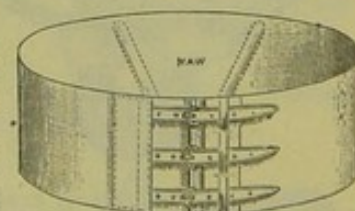
106.  
RIDING BELT, MOLESKIN,  
WITH ELASTIC SIDES.



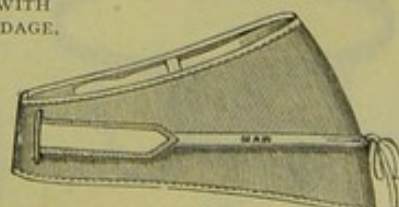
104  
KNITTED WOOL BELT, TO DRAW  
ON, FOR RHEUMATISM,  
LUMBAGO, OR SCIATICA.



105.  
BELT, WOVEN ELASTIC AND  
LAMB'S-WOOL, FOR RHEUMATISM,  
LUMBAGO, OR SCIATICA.



80.  
BELT FOR FRACTURED  
RIBS.



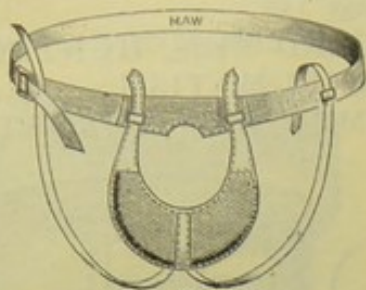
116.

COMPRESS FOR THE ABDOMEN.

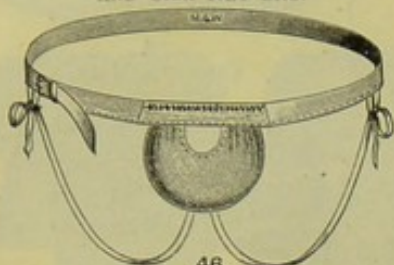
INFANTS' BELTS FOR UMBILICAL HERNIA.



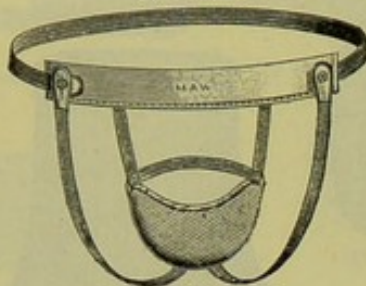
SECTION XII. *continued*—For CONTENTS, see page 156.  
SUSPENSORY BANDAGES.



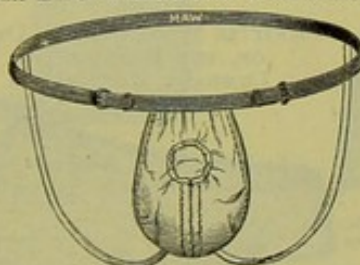
47.  
JEAN BAND, WITH UNDERSTRAPS,  
AND SILK NET BAG.



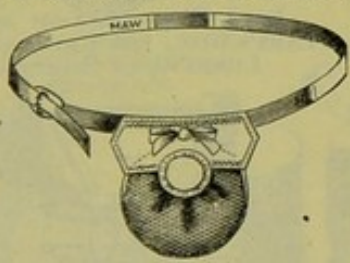
46.  
JEAN BAND, TAPE UNDERSTRAPS,  
COTTON BAG.



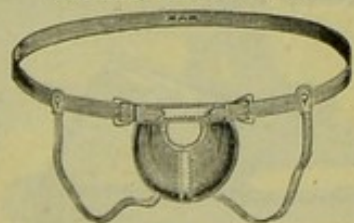
53.  
SILK ELASTIC BAND AND UNDERSTRAPS.



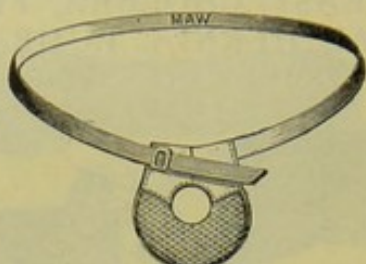
40.  
FOR HUNTING AND RIDING, MAW'S NO. 16.



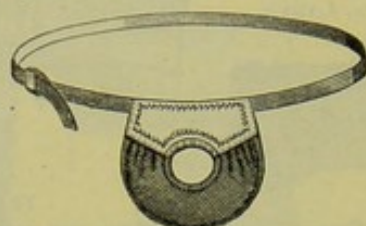
43.  
"OXONIAN," JEAN BAND, ELASTIC  
INSERTIONS, TAPES TO CONTRACT  
THE BAG, MAW'S NO. 12.



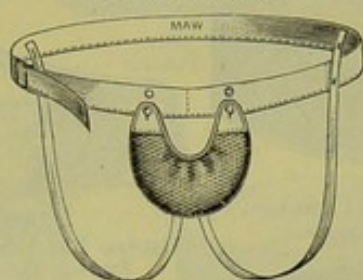
54.  
SILK ELASTIC BAND AND UNDERSTRAPS,  
WITH FINE INDIAN SILK BAG.



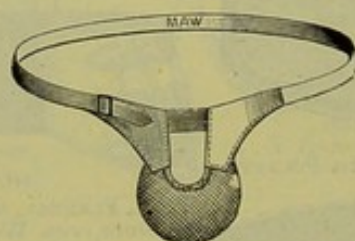
44.  
JEAN BAND, COTTON BAG. NO. 14.



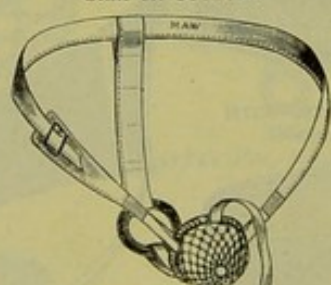
48.  
JEAN BAND, SUPER WOVEN SILK AND  
INDIA-RUBBER BAG.



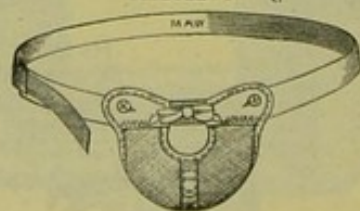
41.  
JEAN BAND AND UNDERSTRAPS, NO. 2 AND 3.



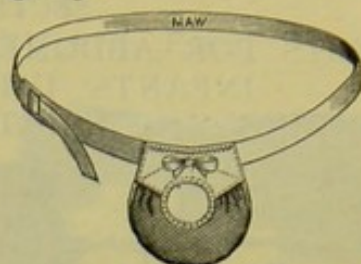
49.  
JEAN BAND, WOVEN INDIA-RUBBER BAG,  
SILK OR COTTON.



50.  
KETTLEY'S.



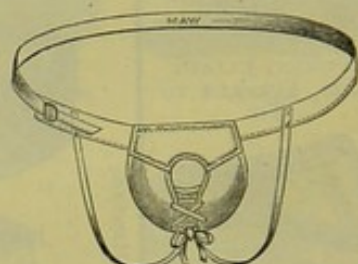
45.  
JEAN BAND, ELASTIC IN FRONT, TAPES  
TO CONTRACT THE BAG, SILK OR  
COTTON, MAW'S NO. 22.



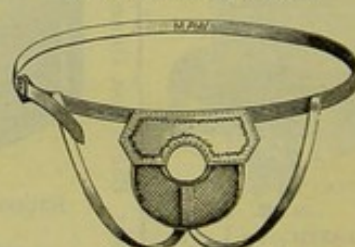
42.  
JEAN BAND, WITH TAPES TO CONTRACT  
THE BAG, NO. 10 AND 11.



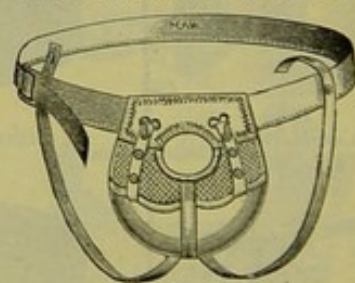
52.  
SILK BAND, SUPER WOVEN SILK AND  
INDIA-RUBBER BAG.



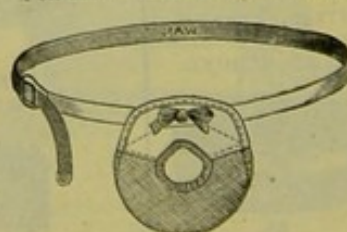
38.  
FOR HYDROCELE, MAW'S.



51.  
LINEN BAND AND UNDERSTRAPS, WITH  
ELASTIC INSERTIONS, COTTON BAG.



39.  
FOR HYDROCELE OR VARICOCELE.

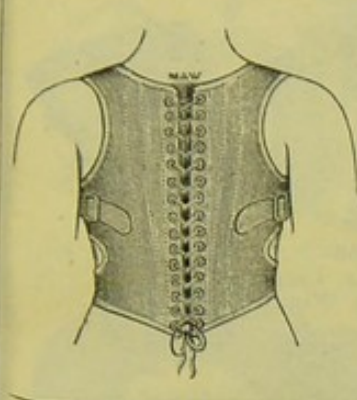


55.  
WEB BAND, TAPES TO CONTRACT  
THE BAG.

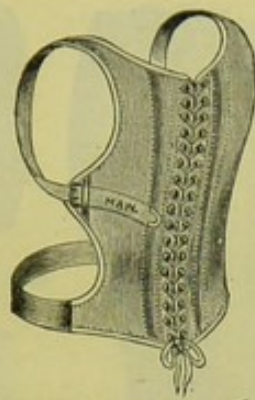


SECTION XII. *continued*—For CONTENTS, see page 156.

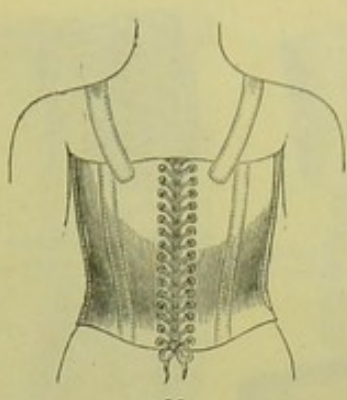
## CORSETS, DUMB BELLS, AND EXPANDERS FOR THE CHEST AND SPINE.



130.

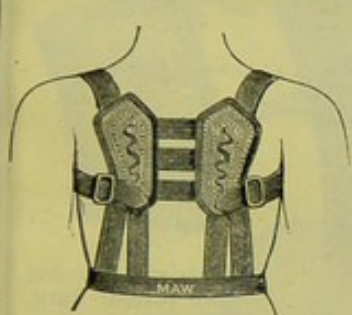
CORSET OR BACK SUPPORT, STOUT COUTIL,  
REGULATING LACE.

129.

CORSET FOR CHILDREN, WITH  
SHOULDER STRAPS.

127.

CHEST EXPANDER, MAW'S.



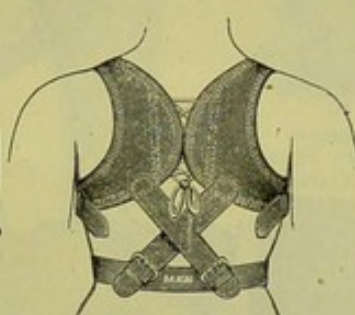
126.

CHEST EXPANDER, LADY'S.

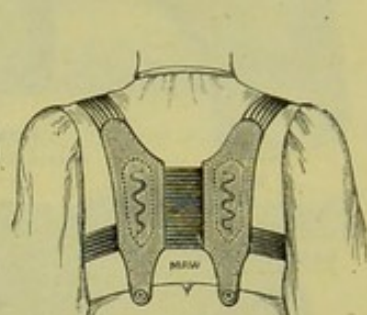


BACK VIEW.

121.


CHEST EXPANDER, WITH STOUT  
WHALEBONE, MAW'S.

120.

CHEST EXPANDER, WITH  
REGULATING LACE, MAW'S.


122.

CHEST EXPANDER, GENTLEMAN'S.

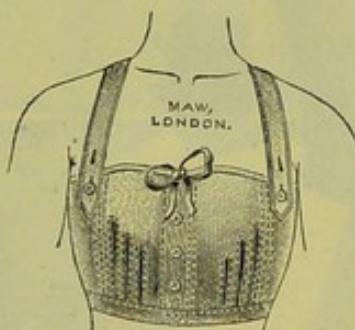


134.

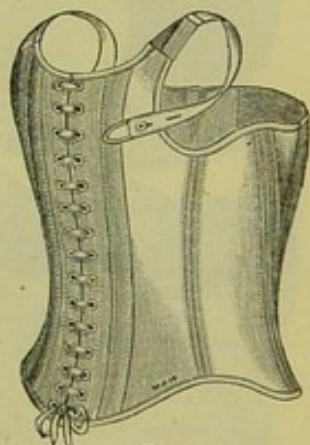
WOOL VEST, SAYRE'S.



128.


CHEST EXPANDER,  
WALSHAM'S.

119.

BREAST SUPPORT,  
MAW'S IMPROVED.

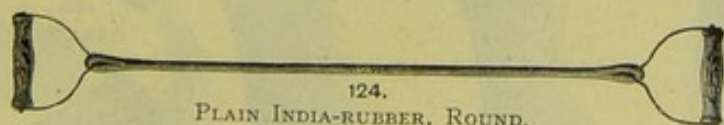
131.

CORSET, LACE BEHIND.




123.

PLAIN INDIA-RUBBER, FLAT.



124.

PLAIN INDIA-RUBBER, ROUND.



125.

INDIA-RUBBER, SILK-COVERED.



133.

DUMB BELL, WOOD.



132.

DUMB BELL, IRON,  
LEATHER-COVERED.

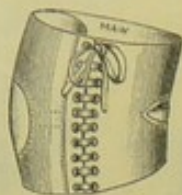
CHEST EXPANDERS.



SECTION XII. *continued*—For CONTENTS, see page 156.  
ELASTIC GOODS, ETC.



152.  
KNEE-CAP, LACED.



153.  
KNEE-CAP, LACED,  
FOR LAWN TENNIS  
PLAYERS.



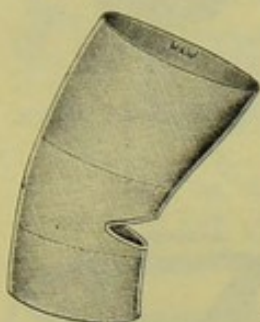
156.  
KNEE-CAP, LACED,  
WEB AND MOLESKIN.



155.  
KNEE-CAP, LACED,  
SPIRAL WIRE.



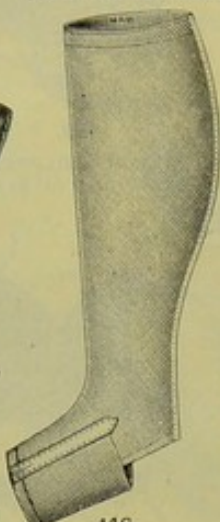
154.  
KNEE-CAP, LACED,  
FOR FOOT-BALL  
PLAYERS.



139.  
KNEE-CAP, EXTRA  
STOUT, FOR FOOT-  
BALL PLAYERS.




140.  
KNEE-CAP,  
FOR LAWN TENNIS  
PLAYERS.



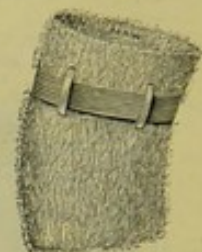
157.  
STOCKING, LACED,  
COTTON OR SILK.



141.  
KNEE-CAP,  
KNITTED WOOL,  
FOR RHEUMATISM.



147.  
STOCKING, SPIRAL,  
ELASTIC.



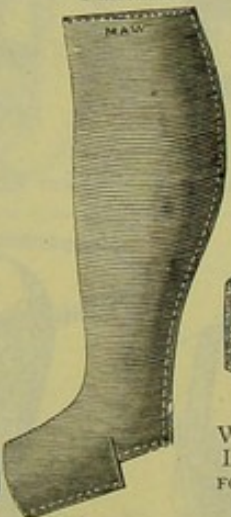
142.  
KNEE-CAP, ELASTIC  
AND RABBIT SKIN,  
FOR RHEUMATISM.



138.  
KNEE-CAP.



137.  
ELBOW-CAP FOR  
LAWN TENNIS  
PLAYERS.



146.  
STOCKING FOR  
BICYCLE RIDERS  
WOVEN SILK  
AND WOOL.



159.  
WRISTLET,  
LEATHER,  
FOR LAWN  
TENNIS.

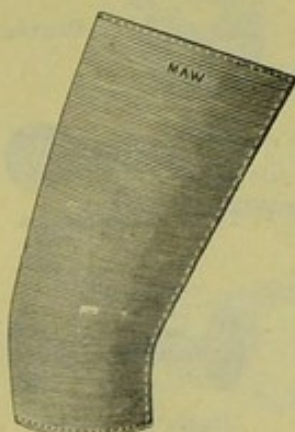


149.  
THIGH PIECE.

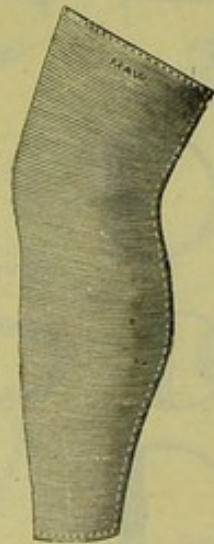
145.  
STOCKING.



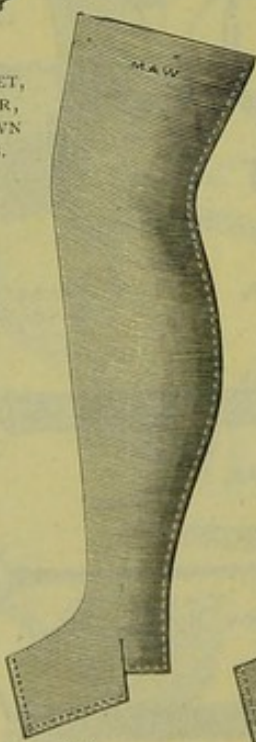
151.  
WRISTLET.



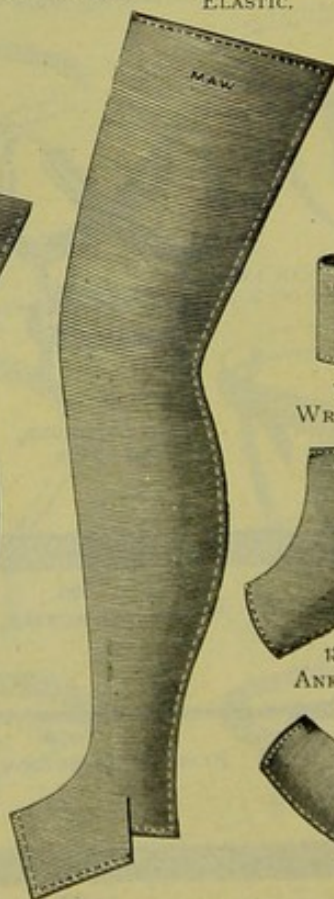
148.  
THIGH KNEE-CAP.



143.  
KNEE LEGGING.



144.  
KNEE  
STOCKING.



150.  
THIGH STOCKING.



135.  
ANKLET.



144a.  
LEGGING.

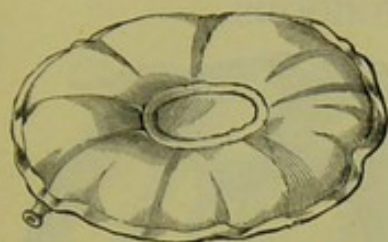


136.  
ARMLET.

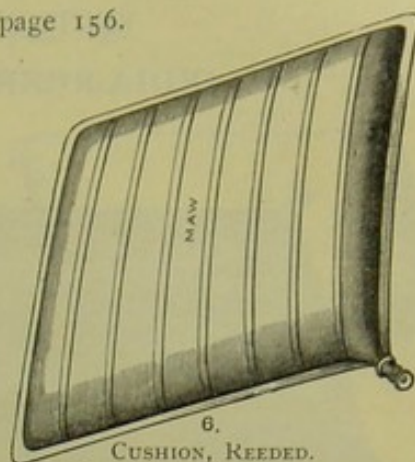



SECTION XII. *continued*—For CONTENTS, see page 156.

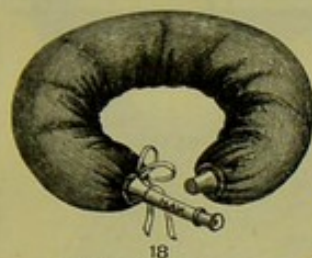
AIR-PROOF GOODS.



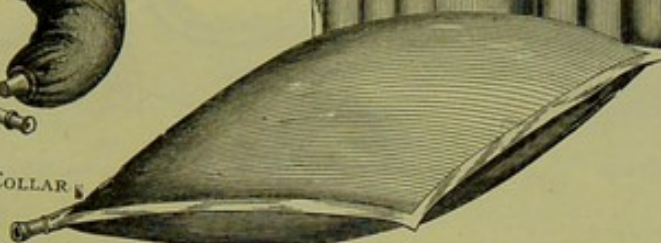
5.  
CIRCULAR CUSHION, REEDED.




6.  
CUSHION, REEDED.




18  
SWIMMING COLLAR.



8.  
CUSHION FOR SPINE DISEASE.



7.  
CUSHION, REEDED, FRENCH.



16.—MATTRESS WITH PILLOW.




14.  
PORTABLE PILLOW FOR RAILWAY TRAVELLERS.



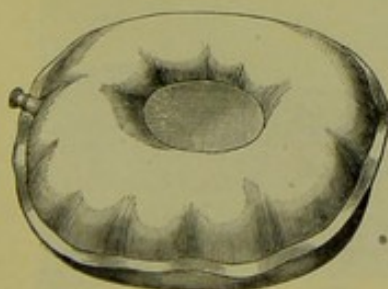
WHEN NOT  
IN USE.



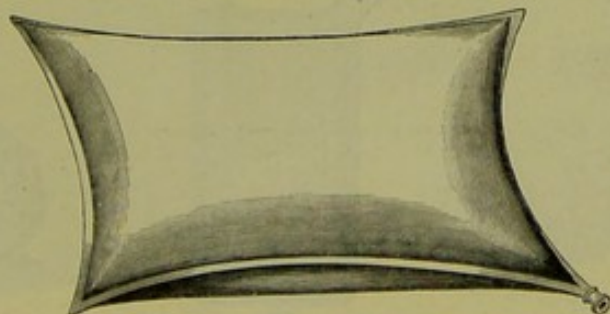
3.  
BELLWS FOR INFLATING  
CUSHIONS AND PILLOWS.




10.  
CUSHION, REEDED, RAISED SIDES,  
FRENCH.



12.  
CIRCULAR PILLOW.




15.  
PILLOW.



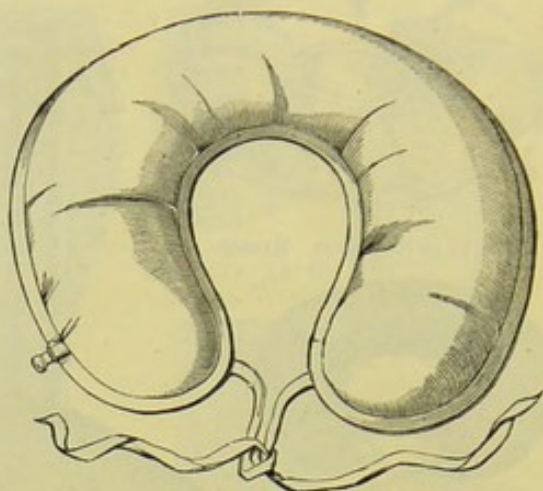
4.  
BELLWS FOR INFLATING  
AIR MATTRESSES.



SECTION XII. *continued*—For CONTENTS, see page 156.  
INDIA-RUBBER, AIR, AND WATER-PROOF GOODS.




11.  
CUSHION WITH RAISED SIDES FOR TRAVELLERS.



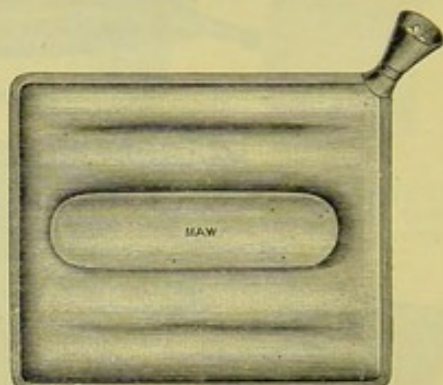
13.  
AIR PILLOW, HORSE-SHOE SHAPE, FOR NECK.



17.  
SWIMMING BELT,



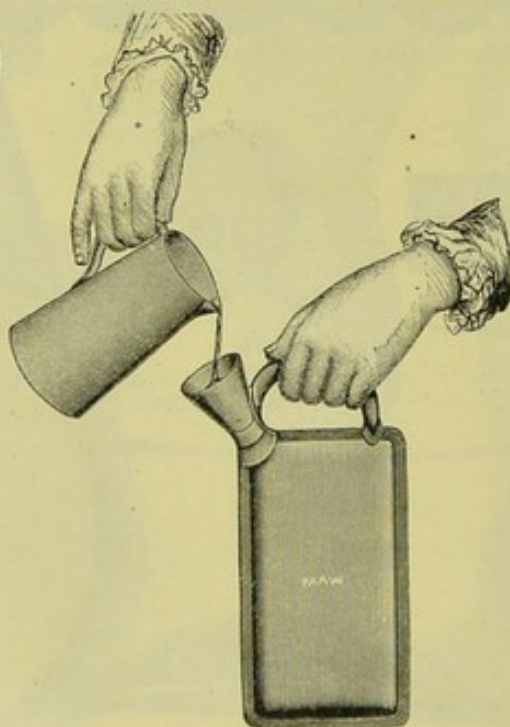
172.  
BATH SHEET.




176.  
WATER CUSHION FOR SPINE.



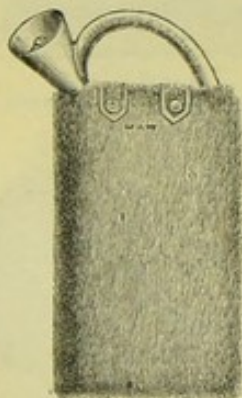
1.  
BED PAN, CIRCULAR.




181.  
HOT WATER BOTTLE, PATENT.



9.  
CUSHION, RAISED SIDES



182.  
HOT WATER BOTTLE, PATENT,  
COVERED WITH IMITATION  
SEAL SKIN.

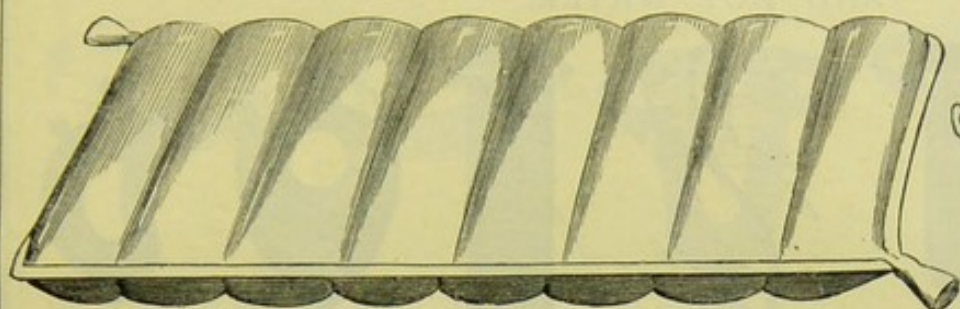


2.  
BED PAN, OVAL.




SECTION XII. *continued*—For CONTENTS, see page 156.


INDIA-RUBBER WATER-PROOF GOODS.



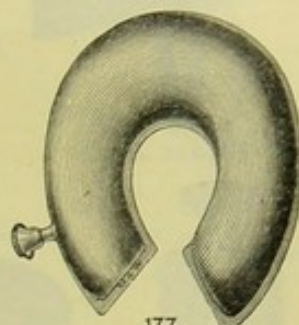
183.  
MATTRESS



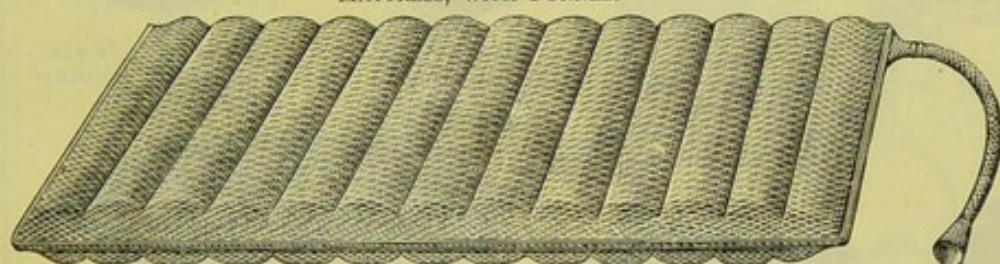
179.  
CUSHION.



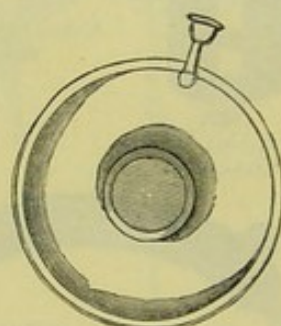
184.  
MATTRESS, WITH FUNNEL.



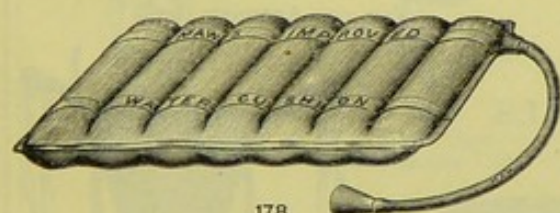
177.  
CUSHION, HORSE-SHOE SHAPE,  
FOR SLOUGHING OF SACRUM.



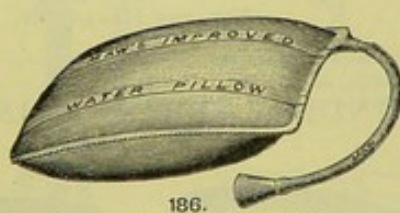
185.  
MATTRESS, IMPROVED.




175.  
CUSHION, CIRCULAR.



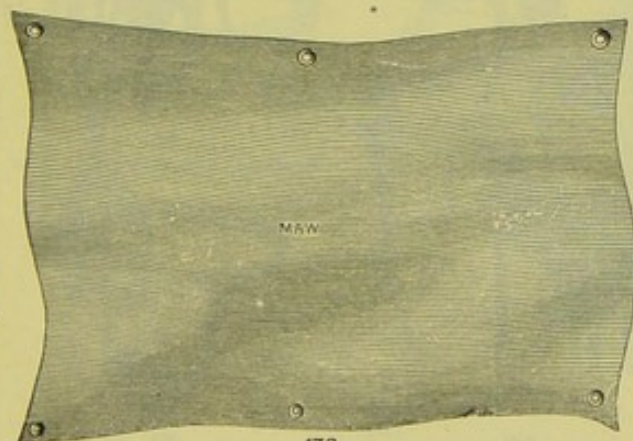
178.  
CUSHION, MAW'S IMPROVED.



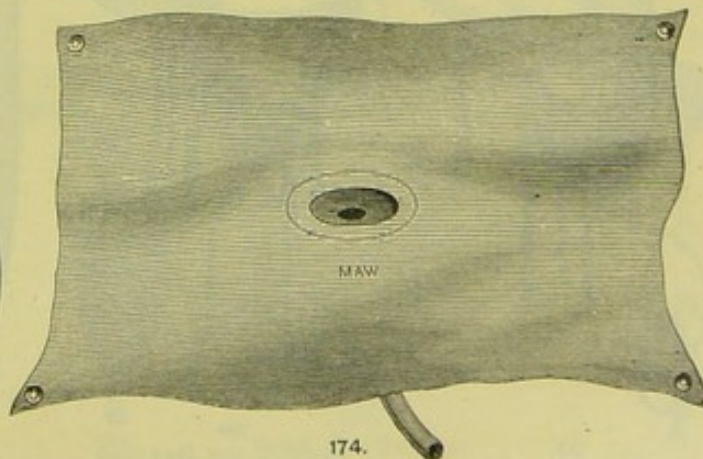
186.  
PILLOW, MAW'S IMPROVED.



180.  
HOT WATER BOTTLE.



173.  
BED SHEET, PLAIN.




174.  
BED SHEET, WITH FUNNEL.

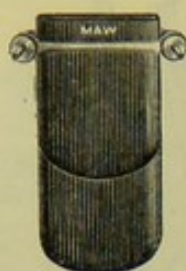


SECTION XII. *continued*—For CONTENTS, see page 156.

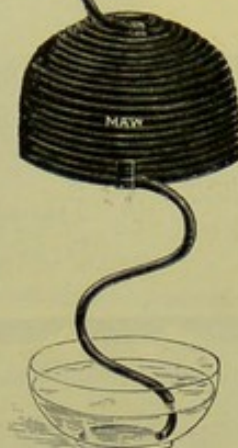

## INDIA-RUBBER BAGS AND CAPS FOR THE APPLICATION OF ICE AND HOT WATER.



165.  
HELMET, ICE.



166.  
FOR THE LUMBAR  
REGION, ICE,  
CHAPMAN'S.



163a.  
SPIRAL FORM, FOR THE  
CONTINUOUS APPLICATION  
OF COLD WATER  
TO THE HEAD.



169.  
FOR THE  
SPINE, ICE,  
CHAPMAN'S.



167.  
FOR THE  
SCROTUM,  
HOT WATER.



162.  
FOR THE EAR,  
HOT WATER.



168.  
SPINE, HOT WATER,  
CHAPMAN'S.




161.  
CIRCULAR, ICE, MAW'S,  
THREE SIZES.



170.  
FOR THE TEETH,  
HOT WATER.



163.  
FOR THE HEAD, CHEST,  
LUMBAR, AND INGUINAL  
REGIONS, ICE.



171.  
CURVED, FOR THE THROAT,  
HOT WATER, MAW'S

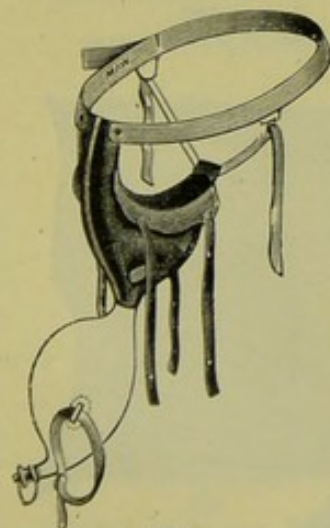


164.  
FOR THE HEART, ICE.

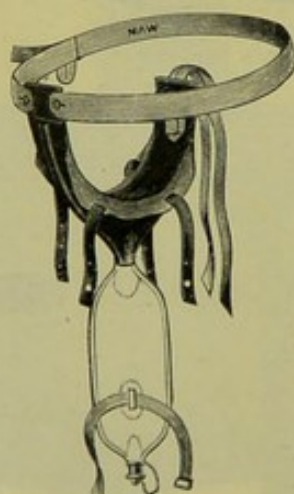


160.  
FOR THE ABDOMEN, ICE.

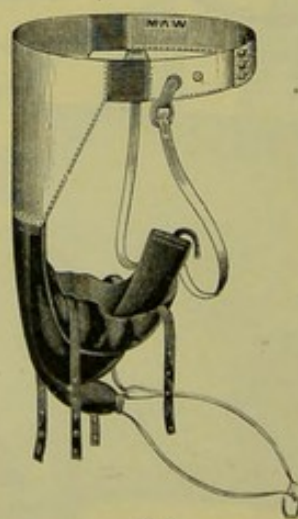
## INDIA-RUBBER URINALS.



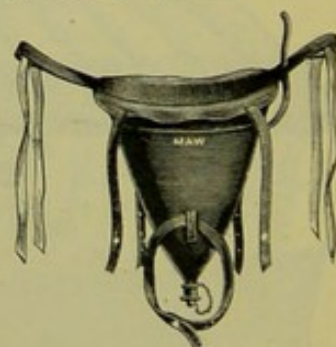
192.  
FEMALE, FOR DAY USE AND  
TRAVELLING.



194.  
FEMALE, FOR DAY AND  
NIGHT USE,  
MAW'S IMPROVED.



190.  
FEMALE, FOR BED USE,  
MAW'S IMPROVED.



191.  
FEMALE, FOR CARRIAGE USE.

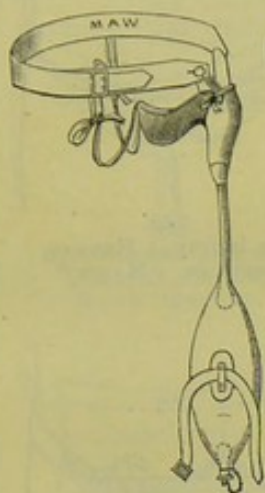


188.  
FEMALE, FOR BED USE,  
WITH SPONGE, MAW'S NO. 8.

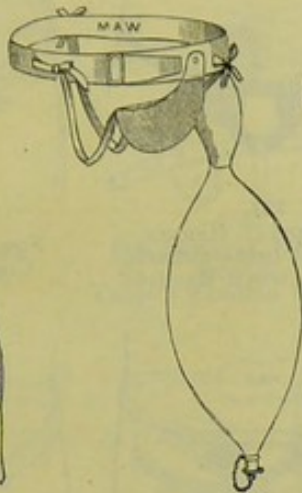


SECTION XII. *continued*—For CONTENTS, see page 156.

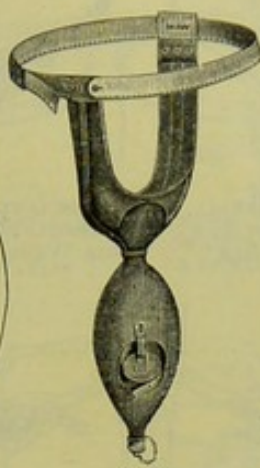
INDIA-RUBBER URINALS.



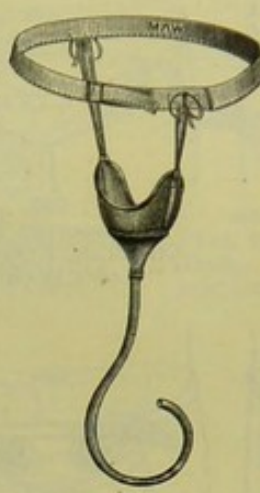
201.  
MALE, FOR DAY AND  
NIGHT USE,  
MAW'S No. 6.



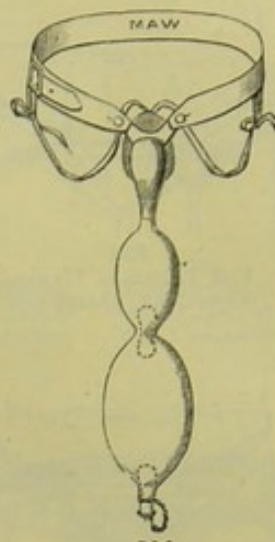
202.  
MALE,  
FOR NIGHT USE,  
MAW'S No. 4.



206.  
MALE OR FEMALE,  
FOR FACES,  
MAW'S No. 10.



189.  
FEMALE, FOR BED USE,  
MAW'S No. 7.



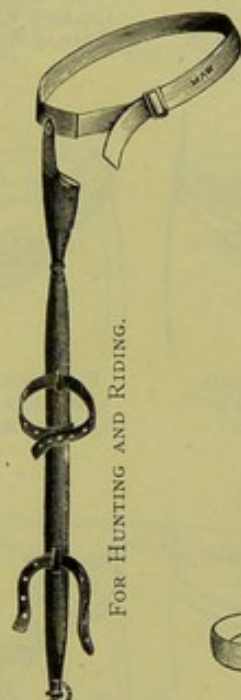
204.  
DOUBLE CHAMBER,  
FOR NIGHT USE,  
MAW'S No. 5.



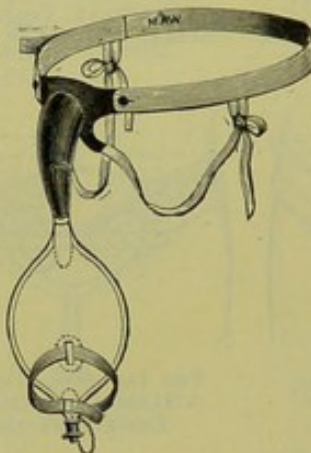
203.  
TO CONTAIN PENIS AND  
SCROTUM, MAW'S No. 3.



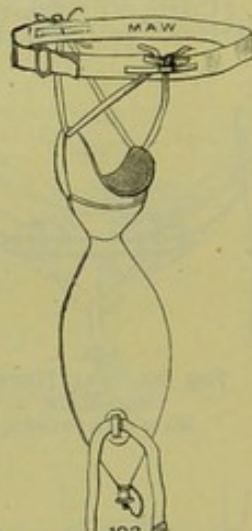
205.  
MALE, FOR  
TEMPORARY USE.



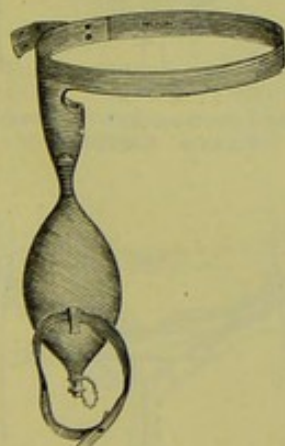
FOR HUNTING AND RIDING.



198.  
MALE, FOR DAY  
USE AND  
TRAVELLING.



193.  
FEMALE, FOR DAY USE  
AND TRAVELLING,  
MAW'S No. 1.



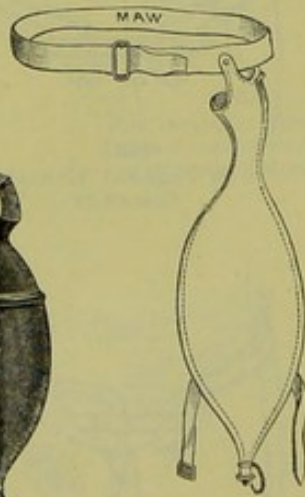
196.  
MALE, FOR DAY USE  
AND TRAVELLING.



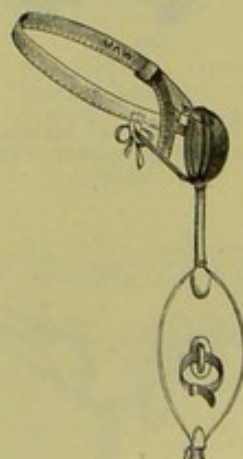
195.  
MALE, FOR BED USE,  
MAW'S No. 11.



199.  
MALE, FOR DAY USE,  
MAW'S IMPROVED.



197.  
MALE, FOR DAY USE  
AND TRAVELLING,  
MAW'S No. 2.

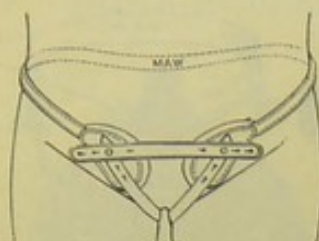


187.  
FOR EXTROVERSION  
OF BLADDER.

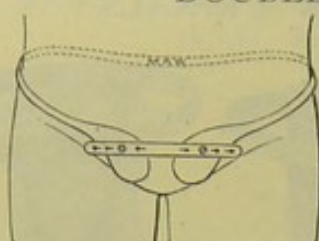


SECTION XII. *continued*—For CONTENTS, see page 156.

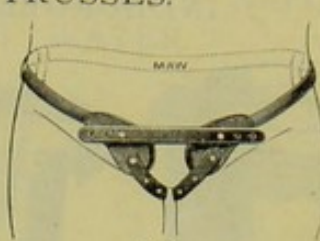
## DOUBLE TRUSSES.



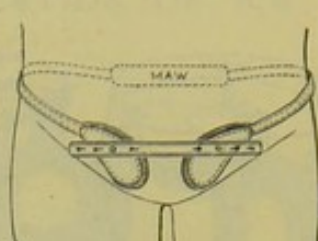
233.

FOR INGUINAL HERNIA,  
CIRCULAR, ORDINARY.

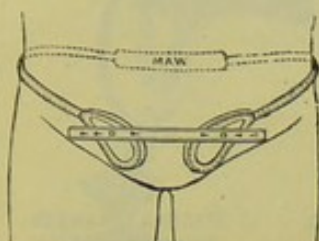
235.

FOR INGUINAL HERNIA,  
CIRCULAR, ELASTIC-GUM,  
"MAW'S WASHABLE."

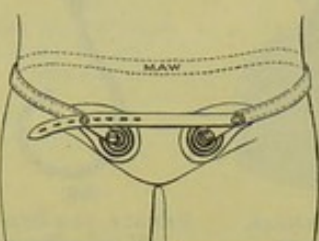
237.

FOR INGUINAL HERNIA,  
CIRCULAR, INDIA-RUBBER,  
FOR WEAR WHEN BATHING.

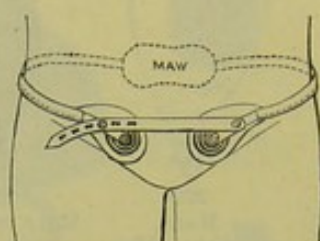
239.

FOR INGUINAL HERNIA,  
CIRCULAR, "MAW'S."

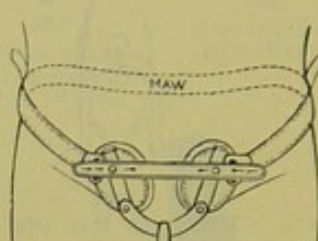
236.

FOR INGUINAL HERNIA,  
CIRCULAR, "FRENCH  
PATTERN," NO UNDERSTRAPS.

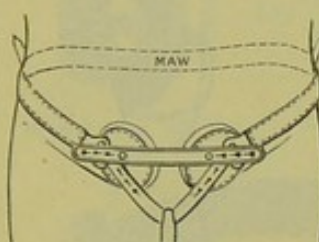
234.

FOR INGUINAL HERNIA,  
CIRCULAR, COLES'S,  
SPIRAL SPRINGS IN PADS.

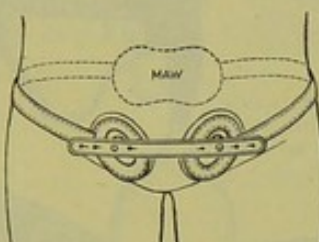
242.

FOR INGUINAL HERNIA,  
COLES'S EXPIRED PATENT,  
SPIRAL SPRINGS IN PADS.

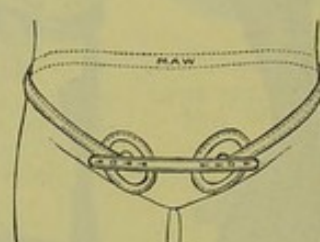
243.

FOR INGUINAL HERNIA,  
MOC-MAIN, LEVER  
SPRINGS ON PADS.

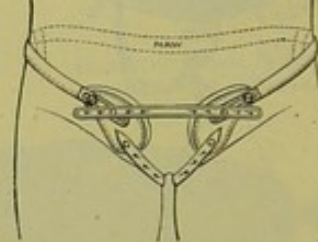
244.

FOR INGUINAL HERNIA,  
MOC-MAIN,  
MAW'S IMPROVED.

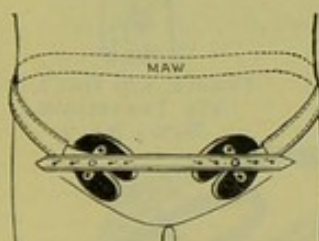
245.

FOR INGUINAL HERNIA,  
SALMON AND ODY'S  
EXPIRED PATENT.

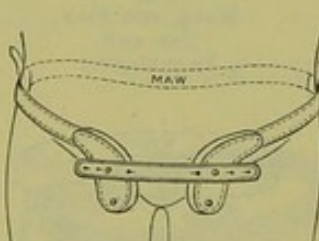
240.

FOR INGUINAL HERNIA,  
CIRCULAR SPRING, WITH  
SALMON AND ODY'S PADS.

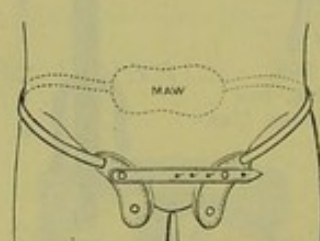
241.

FOR INGUINAL HERNIA,  
CIRCULAR, SLIDING PADS  
TO ENLARGE.

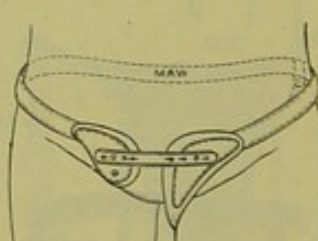
238.

FOR INGUINAL HERNIA,  
WITH HORSE-SHOE PADS,  
WOOD'S.

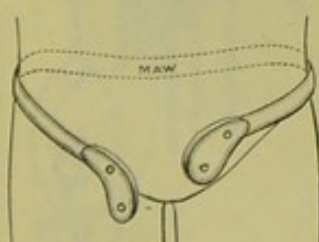
230.

FOR FEMORAL HERNIA,  
CIRCULAR.

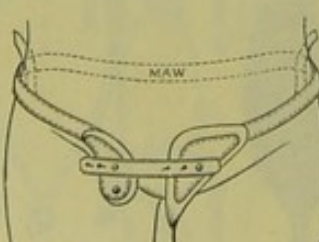
231.

FOR FEMORAL HERNIA,  
COLES'S EXPIRED PATENT.

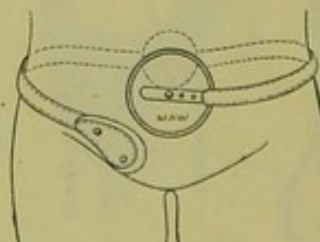
251.

FOR INGUINAL AND SCROTAL  
HERNIA, CIRCULAR.

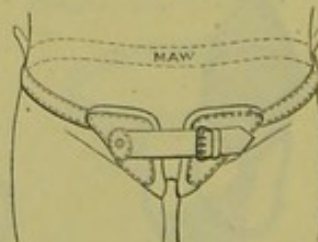
250.

FOR INGUINAL AND FEMORAL  
HERNIA, CIRCULAR.

232.

FOR FEMORAL AND SCROTAL  
HERNIA, CIRCULAR.

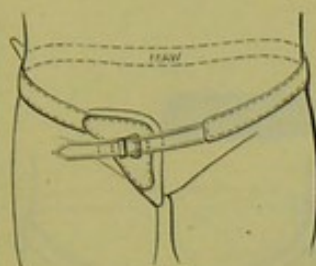
252.

FOR INGUINAL AND UMBILICAL  
HERNIA.

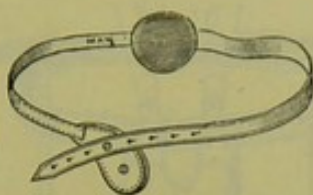
254.

FOR SCROTAL HERNIA,  
CIRCULAR, IMPROVED.

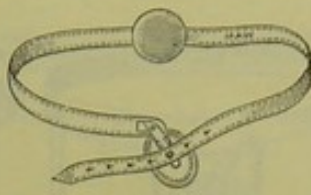


SECTION XII. *continued*—For CONTENTS, see page 156.TRUSSES—*continued*.

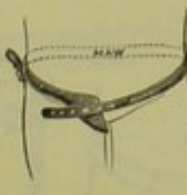
283.

FOR SCROTAL HERNIA,  
CIRCULAR, SINGLE,  
MAW'S IMPROVED.

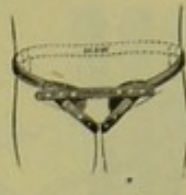
259.

FOR FEMORAL HERNIA,  
SINGLE,  
COLES'S EXPIRED PATENT.

260.

FOR FEMORAL HERNIA, SINGLE,  
SALMON AND ODY'S  
EXPIRED PATENT.

284.

FOR SCROTAL  
HERNIA, SINGLE,  
FOR CHILDREN.

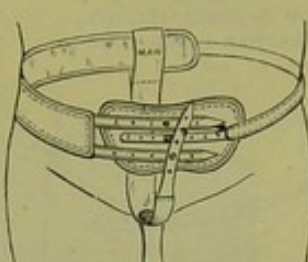
246.

FOR INGUINAL  
HERNIA, DOUBLE,  
FOR CHILDREN.


256.

FOR SCROTAL HERNIA,  
INDIA-RUBBER,  
WITHOUT SPRING,  
FOR CHILDREN.

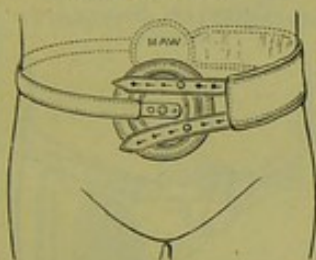
285.

FOR SCROTAL HERNIA,  
DOUBLE, INDIA-RUBBER,  
WITHOUT SPRING,  
FOR CHILDREN.

281.

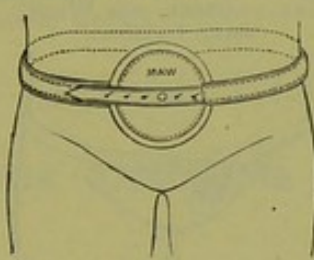
FOR PROLAPSE OF UTERUS,  
HULL'S.

249.

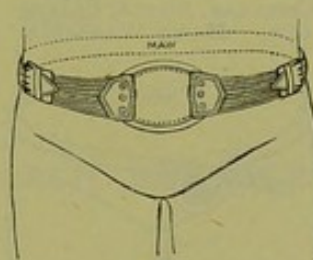
FOR INGUINAL HERNIA,  
FOR INFANTS, COUSINS'S.

286.

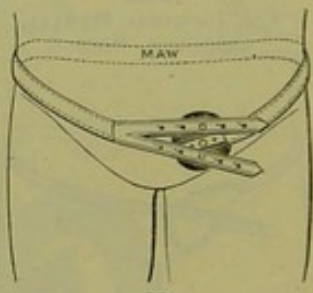
FOR UMBILICAL HERNIA.



287.

FOR UMBILICAL HERNIA,  
CIRCULAR SPRING.

288.

FOR UMBILICAL HERNIA,  
MOC-MAIN PAD.

261.

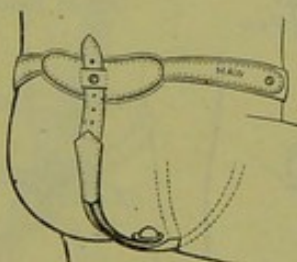
FOR INGUINAL COLOTOMY.



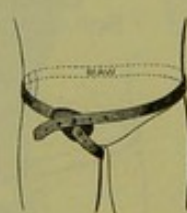
247.

FOR INGUINAL  
HERNIA, DOUBLE,  
INDIA-RUBBER,  
FOR CHILDREN.

277.

FOR INGUINAL  
HERNIA, SINGLE,  
INDIA-RUBBER,  
FOR CHILDREN

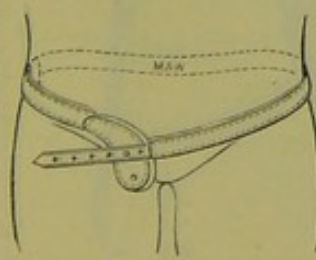
280.

FOR PROLAPSE OF  
RECTUM.

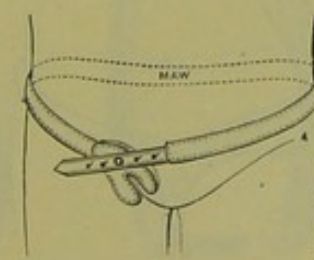
278.

FOR INGUINAL HERNIA,  
INDIA-RUBBER, WITHOUT  
SPRING, FOR CHILDREN.

248.

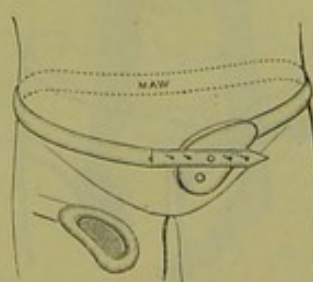
FOR INGUINAL HERNIA,  
INDIA-RUBBER, WITHOUT  
SPRING, FOR CHILDREN.

268.

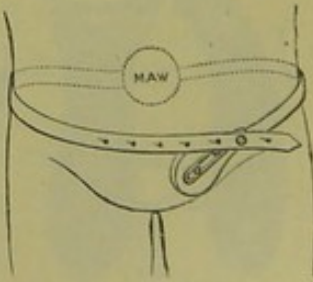
FOR FEMORAL HERNIA,  
INFLATED AIR PAD.

289.

FOR UNDESCENDED TESTICLE.



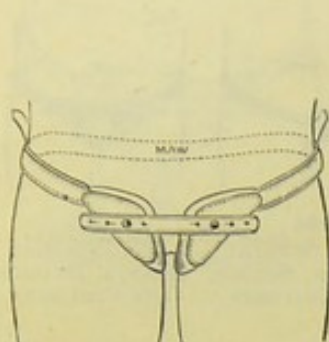
262.

FOR INGUINAL HERNIA,  
IRRREDUCIBLE.

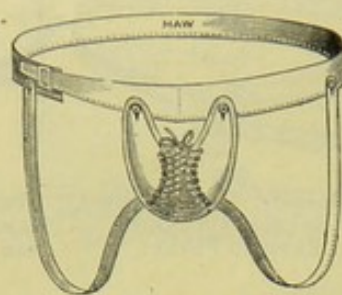
273.

FOR INGUINAL HERNIA,  
COLES'S "DESIDERATUM."

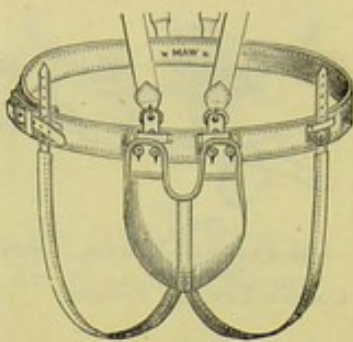


SECTION XII. *continued*—For CONTENTS, see page 156.TRUSSES—*continued*.

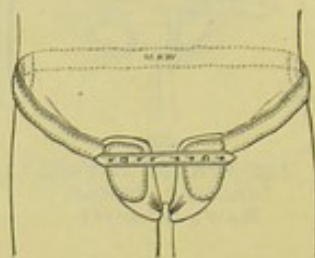
253.

FOR SCROTAL HERNIA,  
CIRCULAR, DOUBLE.

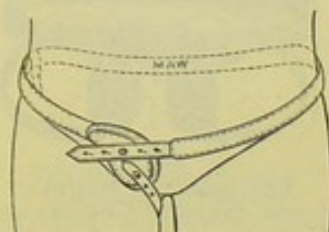
290.

FOR SCROTAL HERNIA,  
LEATHER-LACED BAG.

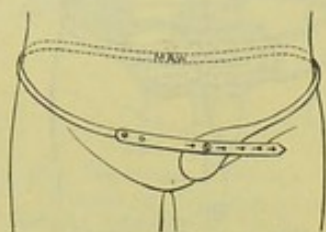
291.

FOR SCROTAL HERNIA,  
IRRREDUCIBLE, LEATHER BAG,  
BAND, AND BRACES.

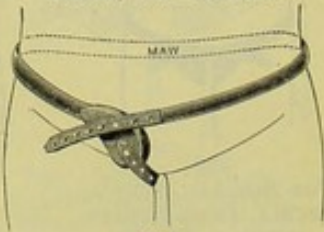
255.

FOR SCROTAL HERNIA,  
DOUBLE, NO STEEL SPRING,  
SPANTON'S.

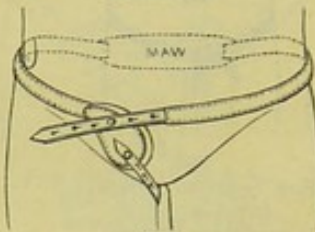
263.

FOR INGUINAL HERNIA,  
CIRCULAR, SINGLE.

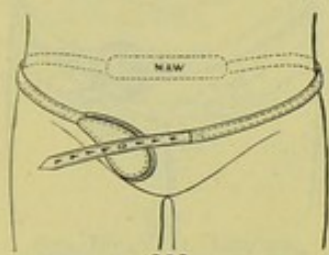
265.

FOR INGUINAL HERNIA,  
CIRCULAR, SINGLE, ELASTIC-  
GUM, "MAW'S WASHABLE."

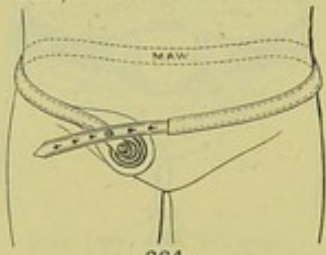
267.

FOR INGUINAL HERNIA, SINGLE,  
INDIA-RUBBER, FOR WEAR  
WHEN BATHING.

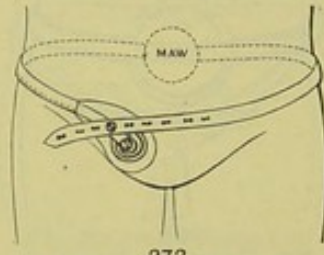
270.

FOR INGUINAL HERNIA,  
CIRCULAR, SINGLE,  
"MAW'S."

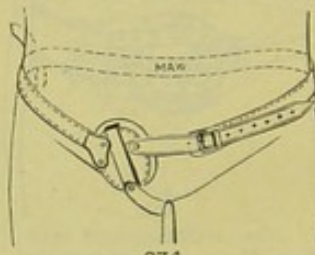
266.

FOR INGUINAL HERNIA,  
CIRCULAR, SINGLE,  
FRENCH PATTERN.

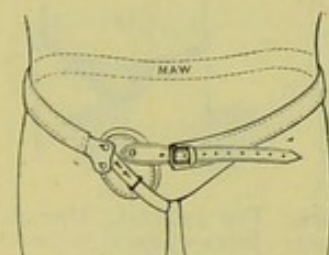
264.

FOR INGUINAL HERNIA,  
CIRCULAR, SINGLE, COLES'S  
EXPIRED PATENT,  
SPIRAL SPRING IN PAD.

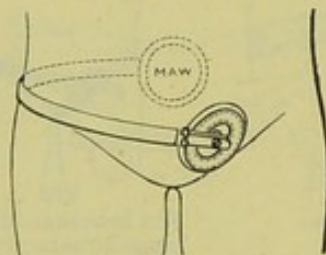
272.

FOR INGUINAL HERNIA, SINGLE,  
COLES'S EXPIRED PATENT,  
SPIRAL SPRING IN PAD.

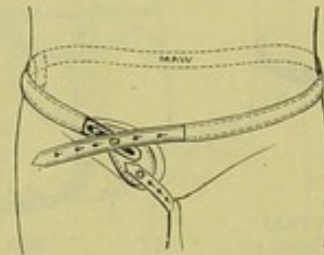
274.

FOR INGUINAL HERNIA,  
SINGLE, MOC-MAIN,  
SPRING ON PAD.

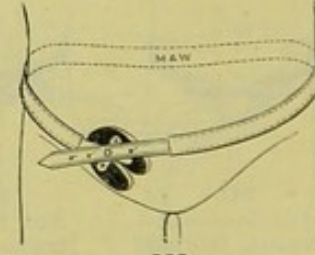
275.

FOR INGUINAL HERNIA,  
SINGLE, MOC-MAIN,  
MAW'S IMPROVED.

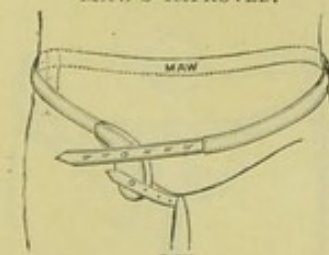
276.

FOR INGUINAL HERNIA, SINGLE,  
SALMON AND ODY'S EXPIRED  
PATENT.

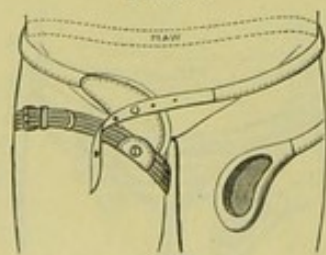
271.

FOR INGUINAL HERNIA,  
CIRCULAR, SINGLE, SLIDING  
PAD TO ENLARGE.

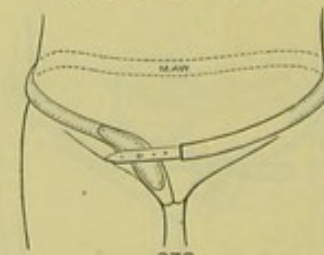
269.

FOR INGUINAL HERNIA,  
CIRCULAR, SINGLE,  
HORSE-SHOE PAD, WOOD'S.

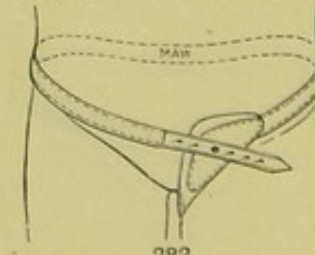
257.

FOR FEMORAL HERNIA,  
CIRCULAR, SINGLE.

258.

FOR FEMORAL HERNIA,  
CIRCULAR, SINGLE, HOLLOW  
PAD, FOR IRREDUCIBLE HERNIA.

279.

FOR LABIAL HERNIA, CIRCULAR,  
SINGLE.

282.

FOR SCROTAL HERNIA,  
CIRCULAR, SINGLE.



SECTION XII. *continued*—For CONTENTS, see page 156.

MASSAGE INSTRUMENTS.



217

TWIG ELECTRODE, TO USE WITH BATTERY.



212.

PERCUTEUR.



216.

ROULETTE, EIGHT WHEELS.



215.

ROULETTE, SIX WHEELS.



214.

ROULETTE, FOUR WHEELS.



210.

BRUSH.



213.

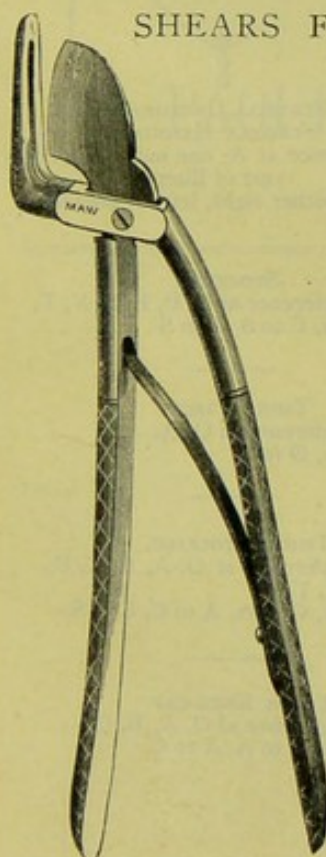
ROULETTE, DOUBLE BALL.



211.

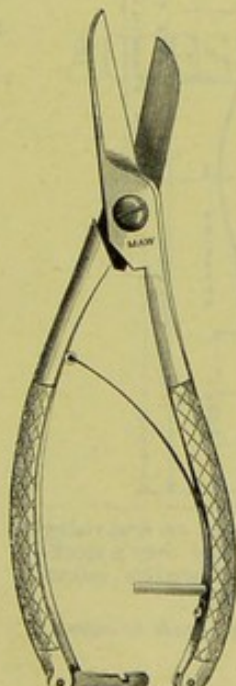
MUSCLE BEATER, TWO SIZES.

SHEARS FOR REMOVING STARCH BANDAGES.



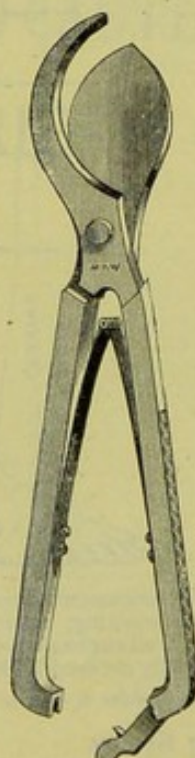
221.

SAYRE'S.



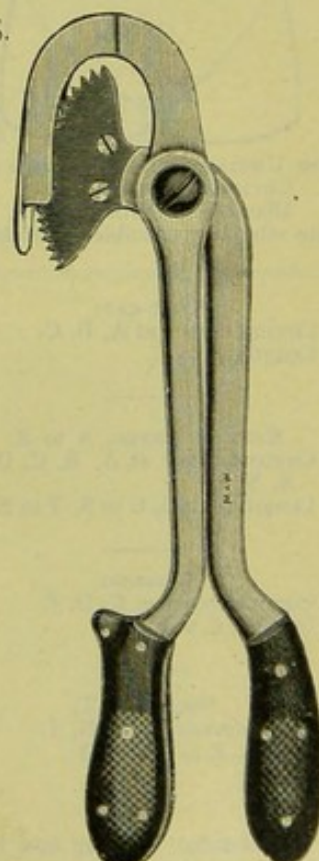
222.

SEUTIN'S.



220.

MAW'S.

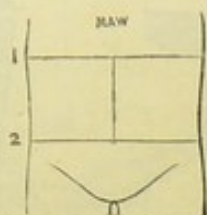


219.

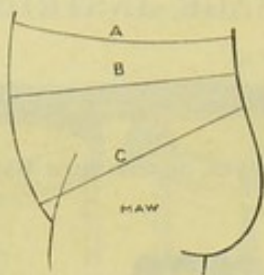
GOWAN'S.



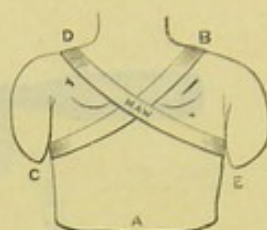
SECTION XII. *continued*—For CONTENTS, see page 156.  
DIRECTIONS FOR MEASUREMENT.



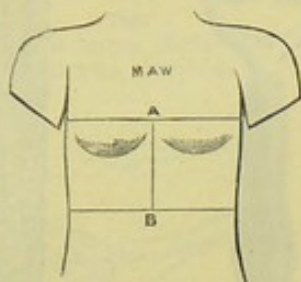
BELT TO SUPPORT THE RIBS, page 161.  
Circumference at 1 and 2.  
Length from 1 to 2.



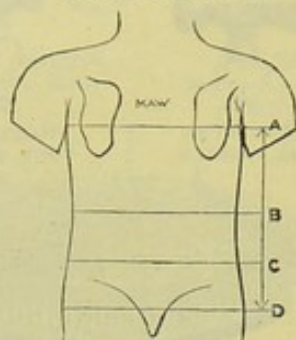
ABDOMEN BELTS, pages 158, 159, and 161.  
Circumference at A, B, C.  
Depth from A to C.



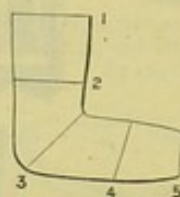
CHEST EXPANDERS, page 163.  
Circumference at A.  
Circumference round the chest and shoulders from B to C, D to E. (Ladies' or Gentlemen's.)



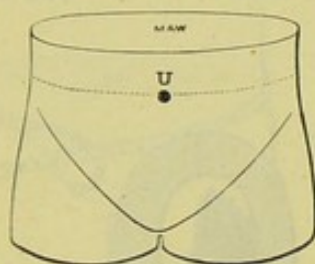
BREAST SUPPORT, page 163.  
Circumference at A and B.  
For Braces over Shoulder, length from Back to Front.



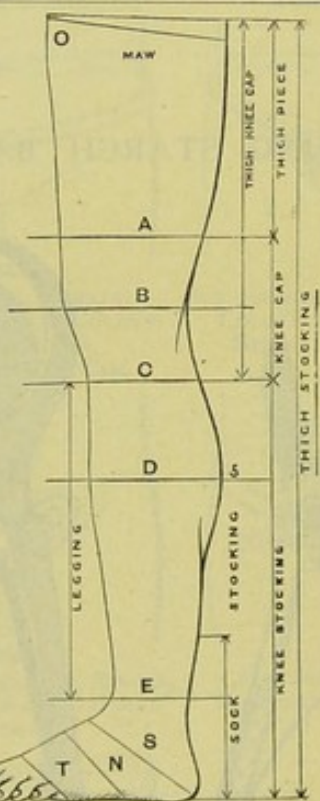
SPINE CORSETS, page 163.  
Circumference at A, B, C, D.  
Depth from A to B, B to D.



ELBOW-CAP, Fig. 137, page 164.  
Circumference, 1, 2, 3, 4, 5.  
Length, taken outside, 1 to 3, 3 to 5.



FOR UMBILICAL HERNIA, page 171.  
Circumference at U.  
Diameter of Protuberance.  
State whether reducible or irreducible.



KNEE-CAP.  
Circumference at A, B, C.  
Length, A to C.

KNEE STOCKING, A to S.  
Circumference at A, B, C, D, E, S, N, T.  
Length A to C, C to S, T to S.

LEGGING.  
Circumference at C, D, E.  
Length, C to E.

SOCK, E to T.  
Circumference at E, N, T.  
Length, E to S, S to T.

FOR FEMORAL, INGUINAL, AND SCROTAL HERNIA.  
Circumference at A, one inch below the crest of Ilium.  
State whether right, left, or double.

STOCKING.  
Circumference at C, D, E, S, N, T.  
Length, C to S, T to S

THIGH PIECE.  
Circumference at O, A.  
Length, O to A.

THIGH STOCKING.  
Circumference at O, A, B, C, D, E, N, T.  
Length, O to A, A to C, C to S.

THIGH KNEE-CAP.  
Circumference at O, A, B, C.  
Length, O to A, A to C.

Measurement should be taken on first rising in the morning, not too tightly nor over a stocking. Full expansion is always allowed for, unless specially ordered to the contrary.

*A Register is kept of special sizes made to order.*

Convenient Waiting and Fitting Rooms.

Experienced Assistants, Male and Female, are always in attendance between the hours of 10 A.M. and 4 P.M., except on Saturdays. They can also be sent to any part of the United Kingdom by giving twenty-four hours' notice.



SECTION XIII.

---

GALVANIC AND ELECTRO-MAGNETIC APPARATUS,  
ELECTRODES,  
PAQUELIN'S THERMO-CAUTERY AND  
ACCESSORIES.




## CONTENTS OF SECTION XIII.

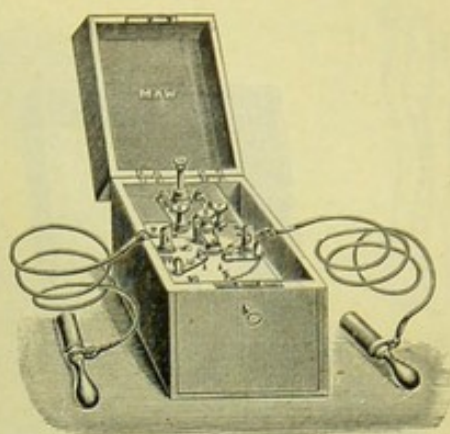
	PAGE		PAGE
AMPERE METER ... ..	182	GALVANIC APPARATUS FOR—	
COMMUTATOR... ..	183	INDUCED CURRENT:—	
ELECTRODES       179, 181, 182, 183, 184, 185		GAIFFE'S ... ..	180
ELECTROLYSIS ... ..	183	MACKENZIE'S ... ..	177
ELECTRO-MAGNETIC APPARATUS ...	182	MAW'S ... ..	177, 178
GALVANIC APPARATUS FOR—		SLEDGE COIL ... ..	186
ACTUAL CAUTERY AND ILLUMI-		SPAMER'S, DOUBLE AND	
NATION... ..	179, 180, 183, 184	SINGLE CELLS... ..	177, 183
CONSTANT CURRENT:—		GALVANOMETERS ... ..	182
GLAUERT'S ... ..	178	ILLUMINATING LAMPS ... ..	184
LECLANCHÉ'S ... ..	178	NEEDLES FOR ELECTROLYSIS ...	181
MAW'S ... ..	177	THERMO-CAUTERY, PAQUELIN'S ...	186
SPAMER'S ... ..	177	VOLT METER ... ..	182
CONSTANT AND INDUCED CURRENTS:—		WATER RHEOSTAT... ..	182
SPAMER'S AND TAUBE'S ...	178		
MAW'S IMPROVED ... ..	179		




SECTION XIII.  
GALVANIC APPARATUS.




63.  
FOR THE INDUCED CURRENT, ONE CELL,  
SPAMER'S.




60.  
FOR THE INDUCED CURRENT, MACKENZIE'S,  
WITH MAW'S IMPROVEMENTS.



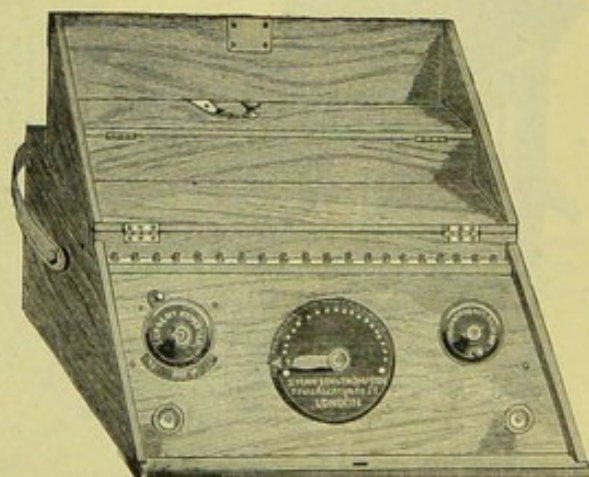
65.  
FOR THE INDUCED CURRENT, TWO CELLS,  
SPAMER'S, WITH TAUBE'S IMPROVEMENT.



61.  
FOR THE INDUCED CURRENT, MAW'S.

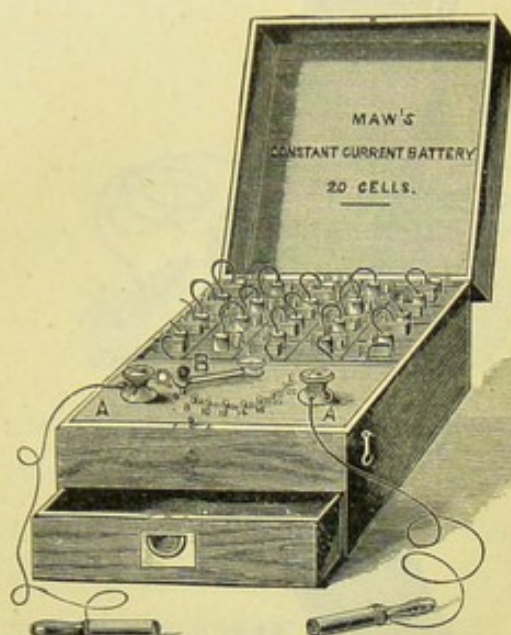


11.  
FOR THE CONSTANT CURRENT, THIRTY CELLS,  
SPAMER'S.



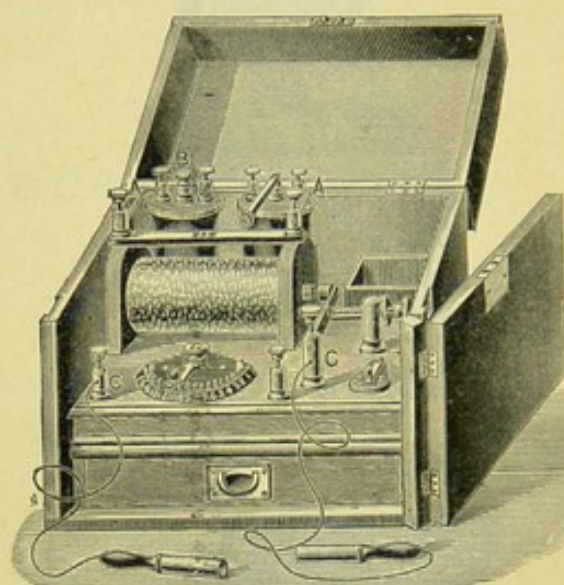
10.  
FOR THE CONSTANT CURRENT, WITH  
CURRENT REVERSER AND INTERRUPTER,  
LECLANCHÉ'S ELEMENTS.  
TWENTY, THIRTY, AND FIFTY CELLS.



SECTION XIII. *continued*—For CONTENTS, see page 176.GALVANIC APPARATUS—*continued*.


9.

CONSTANT CURRENT, TWENTY CELLS,  
LECLANCHÉ' ELEMENTS.



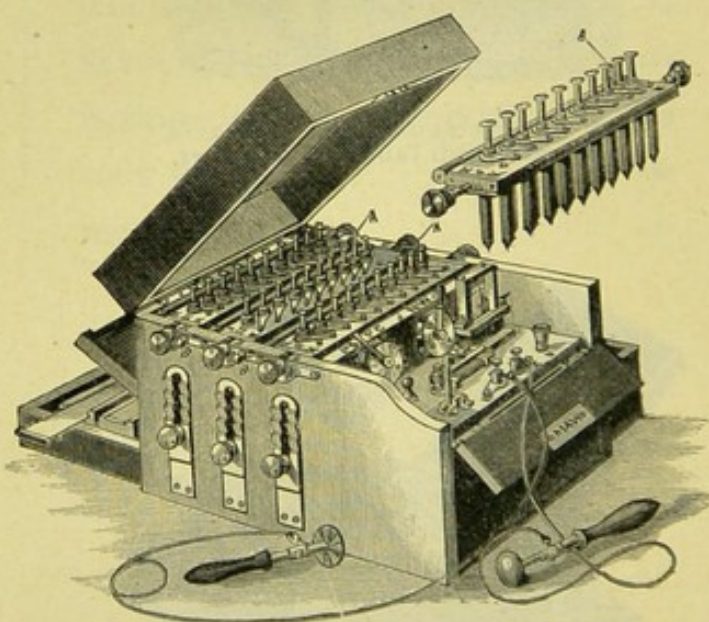
62.

INDUCED CURRENT, TWO CELLS,  
MAW'S.



8

CONSTANT CURRENT, WITH GALVANOSCOPE AND  
INTERRUPTER, TWENTY TO FIFTY CELLS,  
GLAUERT'S



13.


CONSTANT AND INDUCED CURRENTS,  
TAUBE'S AND SPAMER'S.



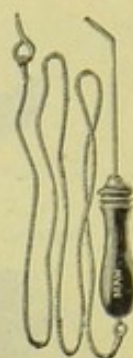
SECTION XIII. *continued*—For CONTENTS, see page 176,  
GALVANIC APPARATUS AND ELECTRODES.



35.  
ELECTRODE FOR  
THE SPINE AND  
SCIATICA.



1.  
FOR THE APPLICATION OF THE ACTUAL CAUTÉRY, BOECKER'S.




38.  
ELECTRODE FOR  
THE TEETH.



25.  
ELECTRODE FOR  
THE EAR.




33.  
ELECTRODE FOR THE  
SPINE.



12.  
FOR THE CONSTANT AND INDUCED CURRENTS, TWENTY CELLS, MAW'S.

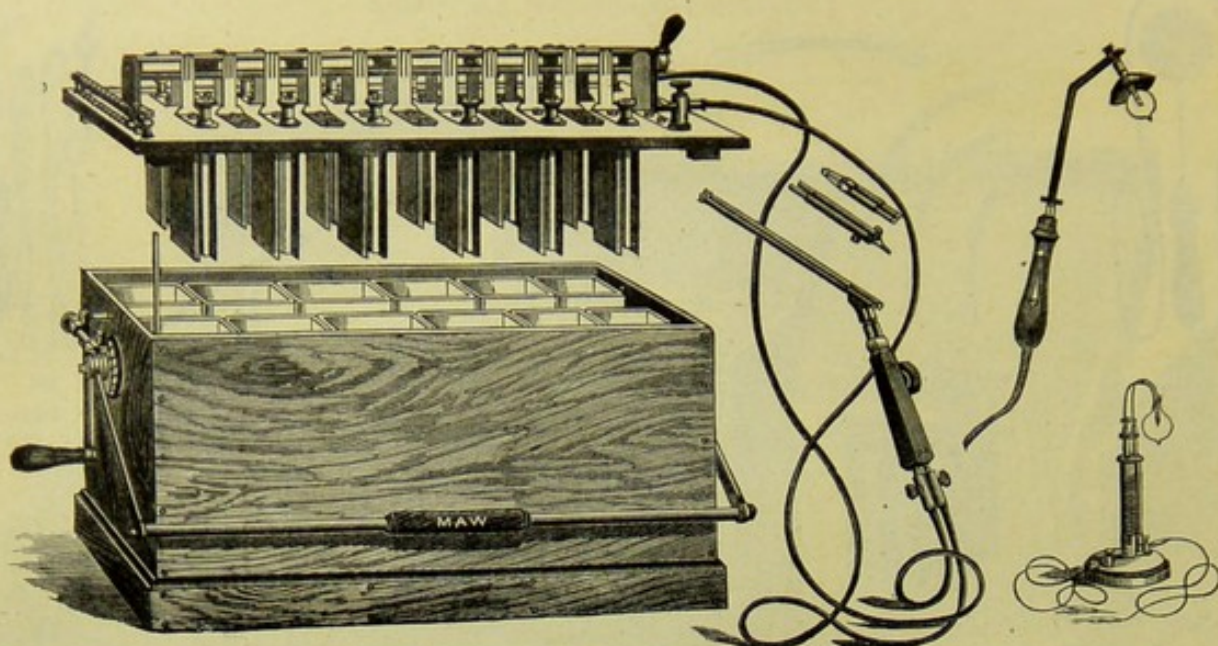


39.  
ELECTRODE FOR  
THE THROAT.




17.  
ELECTRODE FOR  
APPLICATION UNDER A  
LOOSE DRESS.




SECTION XIII. *continued*—For CONTENTS, see page 176.GALVANIC APPARATUS—*continued*.

6.

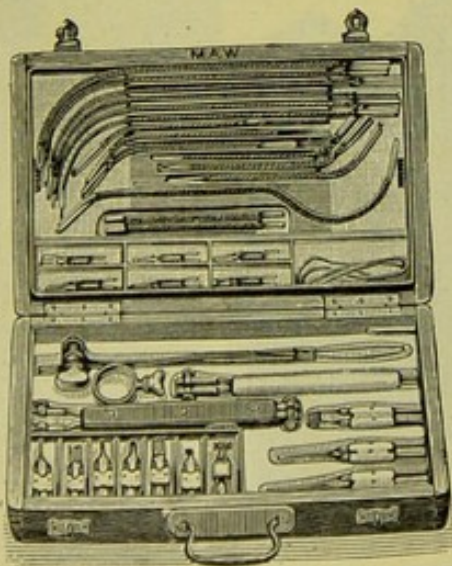
FOR ACTUAL CAUTERY AND ILLUMINATION, TWELVE CELLS.



58.


FOR INDUCED CURRENT, BISULPHATE OF MERCURY,  
GAIFFE'S.

59.

FOR INDUCED CURRENT, CHLORIDE OF SILVER,  
GAIFFE'S.

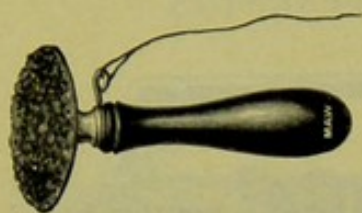
4.

FOR ACTUAL CAUTERY TO THE EAR, EYE, NOSE, THROAT, RECTUM, UTERUS, URETHRA, ETC.






SECTION XIII. *continued*—For CONTENTS, see page 176.  
ELECTRODES AND NEEDLES FOR ELECTROLYSIS.



40.  
FOR THROAT (EXTERNAL).




30.  
FOR SACRUM.



48.  
FOR WRITERS' CRAMP.



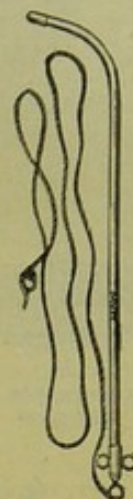
27.  
FOR FEET.



14.  
FOR ABDOMEN, FOR USE WITH  
OR WITHOUT CLAY.




26.  
FOR EYE.



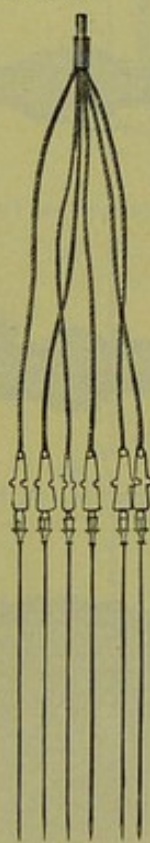
19.  
FOR BLADDER.



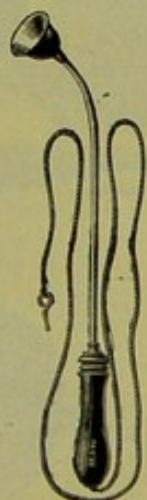
23.  
CARBON DISCS, COVERED  
WITH CHAMOIS LEATHER,  
SET OF FOUR FITTING  
ONE HANDLE.



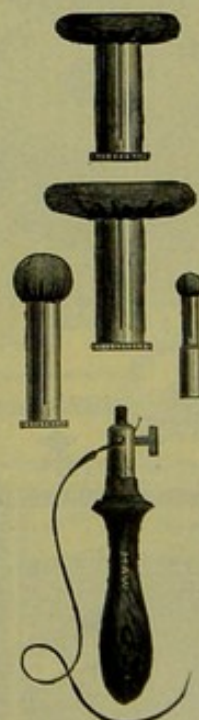
16.  
FOR APPLICATION  
UNDER LOOSE  
DRESS.



49.  
NEEDLES FOR  
ELECTROLYSIS.



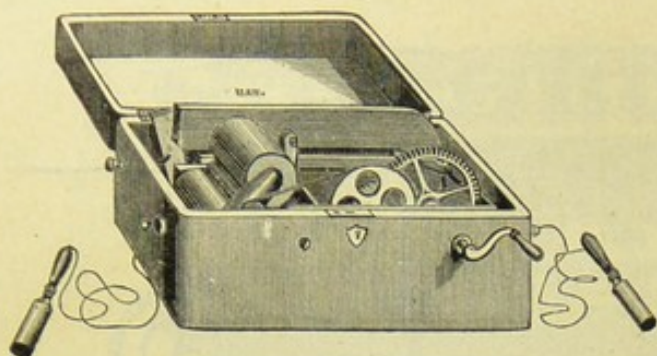
45.  
FOR UTERUS.



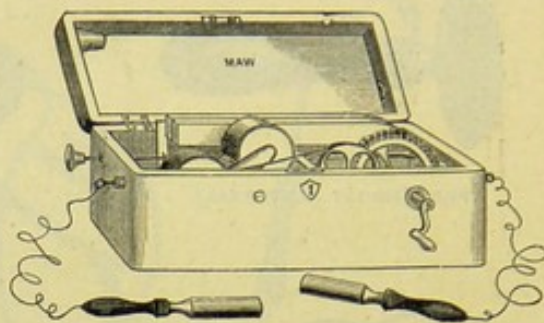
22.  
CARBON DISCS,  
SET OF FOUR FITTING  
ONE HANDLE.



SECTION XIII. *continued*—For CONTENTS, see page 176.  
GALVANIC AND ELECTRO-MAGNETIC APPARATUS.



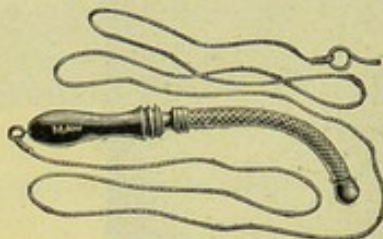
50.  
ELECTRO-MAGNETIC APPARATUS, ONE MAGNET.




51.  
ELECTRO-MAGNETIC APPARATUS, TWO MAGNETS.



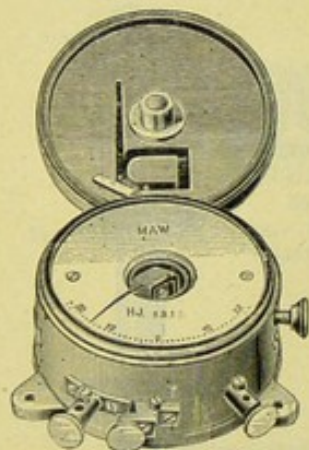
31.  
ELECTRODE FOR THE  
SACRUM



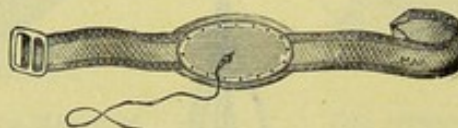
47  
ELECTRODE FOR UTERUS AND VAGINA.



68.  
WATER RHEOSTAT.



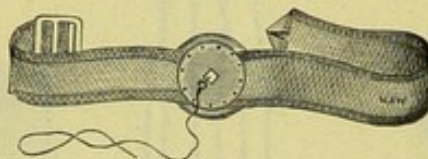
52.  
GALVANOMETER,  
ENDLEMAN'S.




41.  
ELECTRODE FOR THROAT.



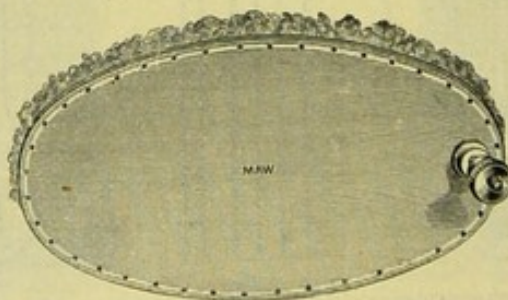
53.  
GALVANOMETER, GAIFFE'S




28.  
ELECTRODE FOR KNEE.



66.  
AMPERE METER.



15.  
ELECTRODE FOR THE ABDOMEN.

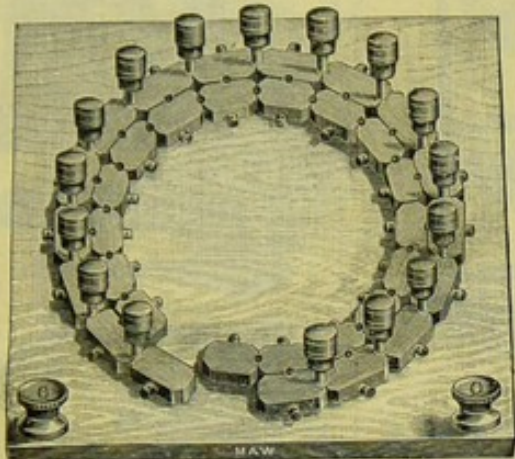


67.  
VOLT METER.

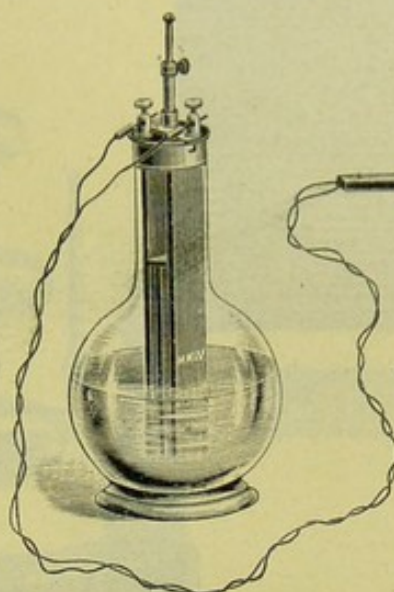


SECTION XIII. *continued*—For CONTENTS, see page 176.

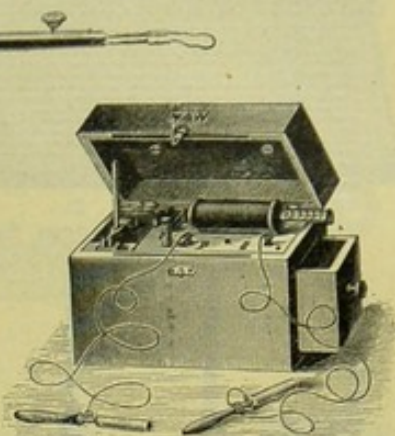
GALVANIC APPARATUS—*continued*.




7.  
COMMUTATOR, BOLTON TOMSON'S.



3.  
FOR ACTUAL CAUTERY,  
FOR DENTISTS.




64.  
FOR INDUCED CURRENT, ONE  
CELL, SPAMER'S.




ELECTRODE FOR UTERUS.

46.




ELECTRODE FOR FEMALE URETHRA.

42.



ELECTRODE (EIGHT SIZES) FOR MALE URETHRA.

44.


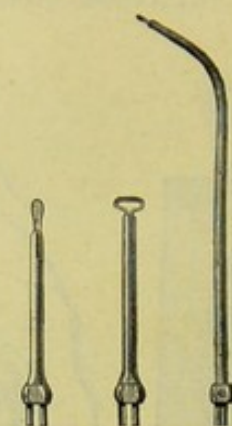

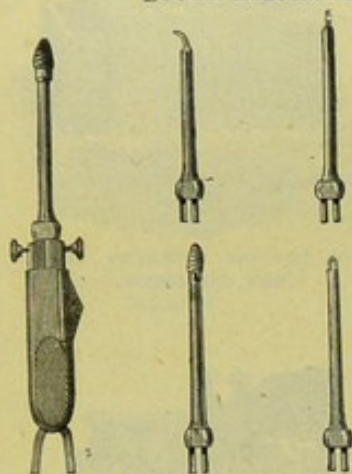

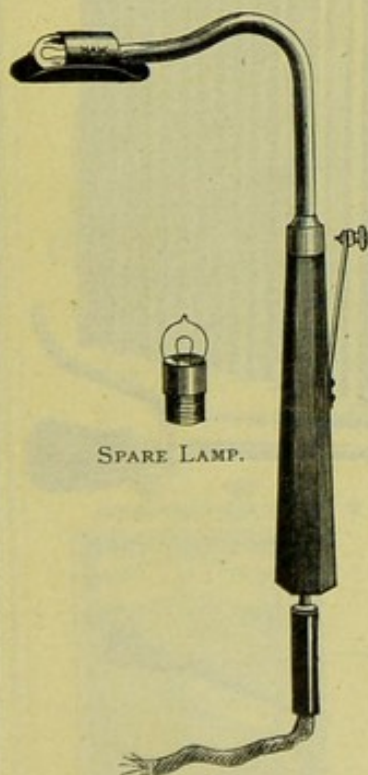


2.


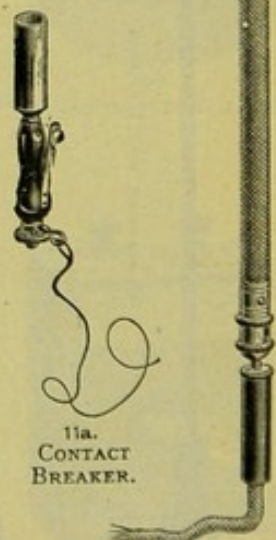


FOR ELECTROLYSIS IN TREATMENT OF FIBROID  
TUMOURS OF THE UTERUS, CUTTER'S,  
NEW YORK.



SECTION XIII. *continued*—For CONTENTS, see page 176.GALVANIC APPARATUS—*continued*.21.  
BOUGIE ELECTRODES, STEAVENSON'S.ELECTRODES FOR  
GALVANIC CAUTERY,  
FIG. 5.1a.  
GALVANIC CAUTERY  
BROWNE'SELECTRODES FOR GALVANIC  
CAUTERY, FIG. 5.5.  
BATTERY FOR ACTUAL CAUTERY.

SPARE LAMP.

56.  
ILLUMINATING LAMP,  
WITH TONGUE DEPRESSOR.20.  
BOUGIE ELECTRODES, S. EDWARDS'S.11a.  
CONTACT  
BREAKER.55.  
ILLUMINATING LAMP  
FOR DEEP CAVITIES.



SECTION XIII. *continued*—For CONTENTS see page 176.


ELECTRODES.



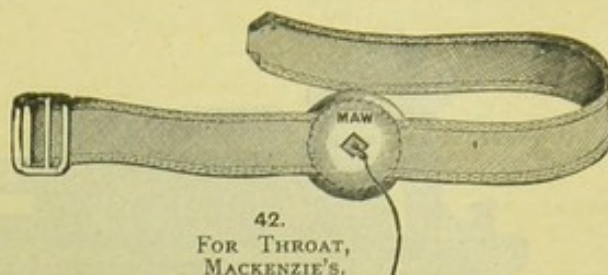
34.  
FOR SPINE.




32.  
FOR SCIATICA.  
STEAVENSON'S.




24.  
CARBON DISCS, COVERED WITH  
CHAMOIS LEATHER, FITTING  
ONE HANDLE.



42.  
FOR THROAT,  
MACKENZIE'S.



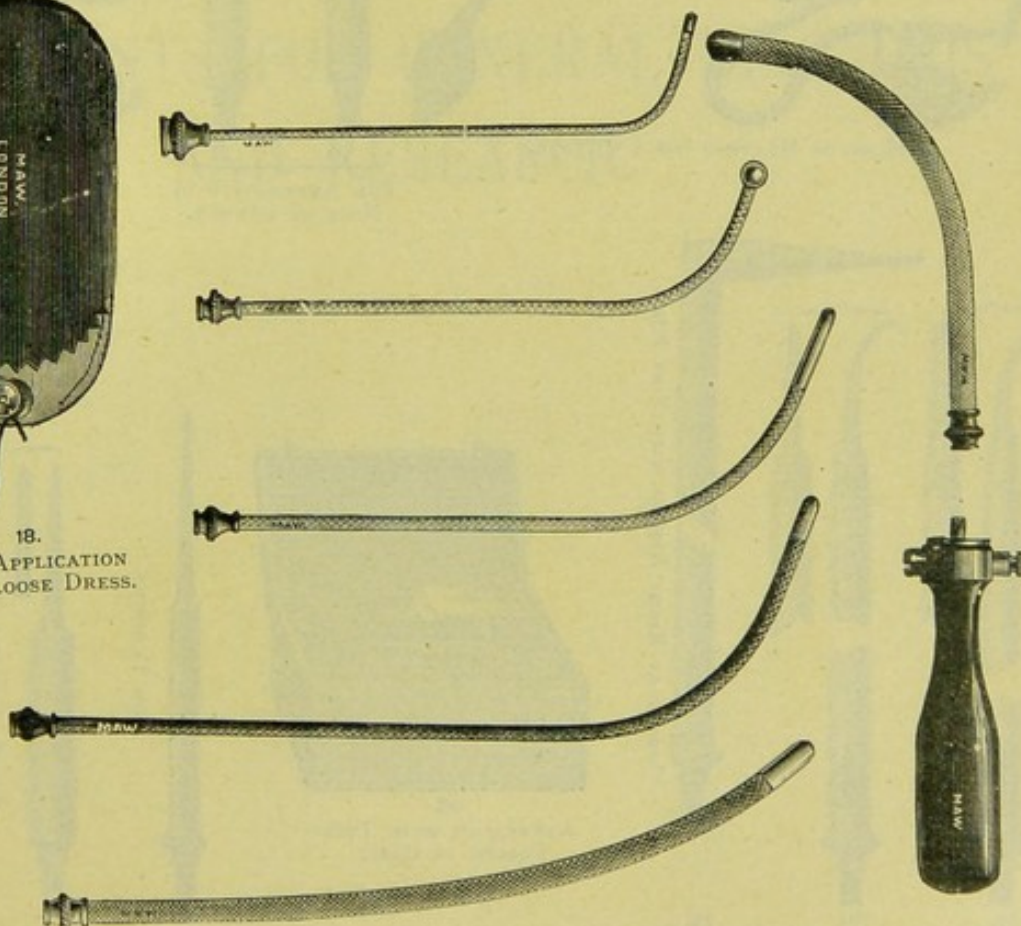
29.  
FOR RECTUM.



36  
ROLLER, FOR SPINE AND SCIATICA




18.  
FOR APPLICATION  
UNDER LOOSE DRESS.

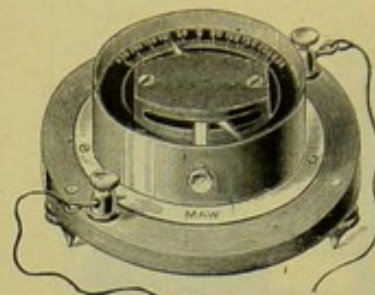


37.  
SET OF SIX FITTING ONE HANDLE STEAVENSON'S.

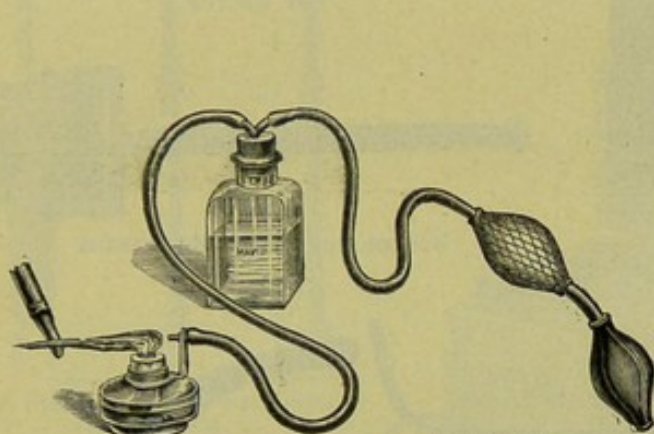


SECTION XIII. *continued*—For CONTENTS, see page 176.GALVANIC APPARATUS—*continued*.

57.  
SLEDGE COIL, PAPER SCALE, DUELOIS RAYMOND'S.



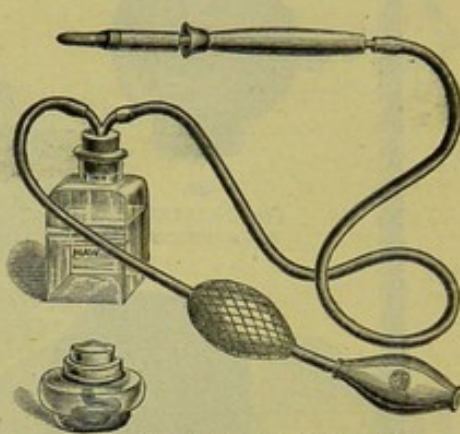
54.  
GALVANOMETER, GAIFFE'S.



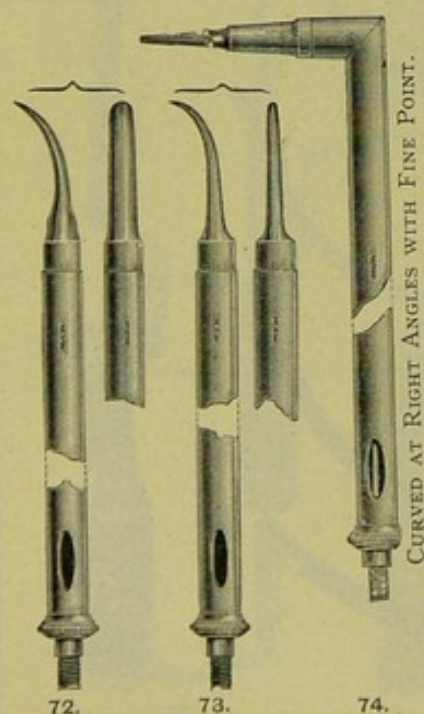
MODE OF HEATING THE CAUTERIES.




70. 71.  
FOR AMPUTATION OF  
NECK OF UTERUS.



MODE OF USING THE CAUTERIES.



72. 73. 74.  
FOR AMPUTATION OF NECK OF UTERUS.



69.  
APPARATUS WITH TWO  
POINTS, IN CASE.



FOR TUMOURS.



FOR SUPERFICIAL OPERATIONS.



SCISSORS CURVED AND STRAIGHT,  
ONE BLADE OF WHICH IS STEEL.



SECTION XIV.

---

INSTRUMENTS FOR GENERAL DIAGNOSIS  
AND RESEARCH.



## CONTENTS OF SECTION XIV


	PAGE
ACID BOTTLE AND CASE .. ..	195
ALBUMEN METER ... ..	196
BEADS FOR TESTING URINE ...	193, 195
BOTANY INSTRUMENTS ... ..	189
CLINICAL THERMOMETERS ... ..	193
CYRTOMETER... ..	193
DERMATOLOGY INSTRUMENTS ...	189
DYNAMOMETER ... ..	193
ENTOMOLOGY INSTRUMENTS ... ..	189
LABORATORY, DOBELL'S... ..	196
LAMPS FOR MICROSCOPES ... ..	190
MAGNIFYING LENSES ... ..	196
MICROSCOPES... ..	190
PLESSER... ..	191
PLEXIMETERS... ..	191

	PAGE
PULSE GLASSES ... ..	191
SEDIMENT COLLECTOR ... ..	195
SPHYGMOGRAPH ... ..	192
SPIROMETER ... ..	192
SPRING TAPE FOR MEASURING CHEST	193
STETHOSCOPES ... ..	191, 192
THIMBLE ... ..	191
TUBE AND SHIELD FOR EMPYEMA	192
UREA METERS ... ..	195, 196
URINE TEST CABINETS ... ..	194, 196
URINE TEST CASES ... ..	194, 195
URINE TEST STANDS ... ..	195
URINE TRIAL GLASSES .. ..	195
URINOMETERS, Etc. ... ..	193




## SECTION XIV.

INSTRUMENTS FOR BOTANY, DERMATOLOGY, AND ENTOMOLOGY, ETC.



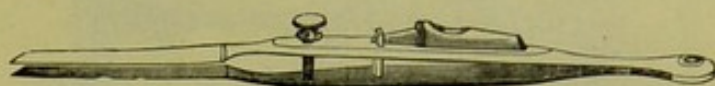
24.

CONTAINS: FIVE KNIVES, TWO HOOKS, FINE NEEDLE,  
 SPRING FORCEPS, FINE-POINTED FORCEPS,  
 SELF-HOLDING FORCEPS, SPRING SCISSORS,  
 AND MAGNIFYING LENS.




22.

CONTAINS: FOUR KNIVES AND SPRING FORCEPS.



6.

KNIFE FOR SECTIONS, VALANTIN'S.




23.

CONTAINS: FIVE KNIVES, SPRING FORCEPS, AND  
 FINE-POINTED SCISSORS.



5.

HOOK, DOUBLE, IVORY HANDLE.



18a.


NEEDLE, IVORY HANDLE.



2.

FORCEPS, SPRING, CROSS-  
ACTION.

4.

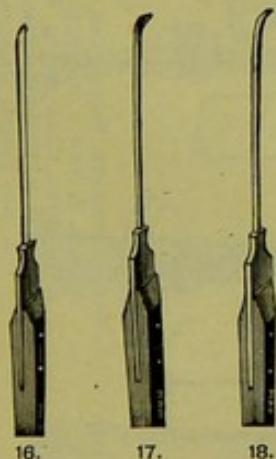
FORCEPS, SPRING, IVORY  
HANDLE.

3.

FORCEPS, SPRING, FINE-CURVED.



21a.

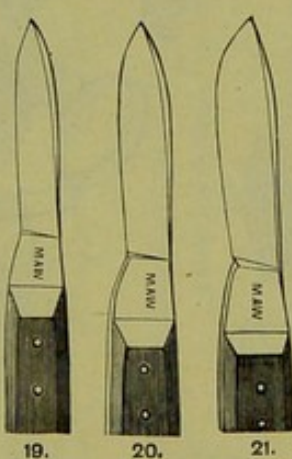
SCISSORS, SPRING, IN IVORY  
HANDLE.

16. 17. 18.

NEEDLES, IVORY HANDLES.

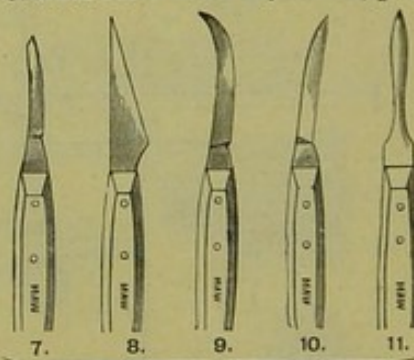


1.

FORCEPS, ROUND SERRATED  
POINTS.

19. 20. 21.

SCALPELS, EBONY HANDLES.

25.—SYRINGE FOR MINUTE INJECTIONS,  $\frac{1}{2}$  oz.

7. 8. 9. 10. 11.

KNIVES, FOR MINUTE DISSECTIONS,  
IVORY HANDLES.

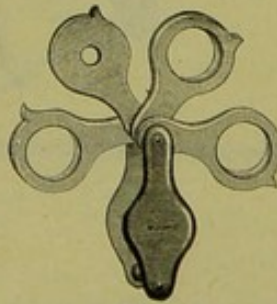
13.

QUADRUPLE.



12.

DOUBLE.



15.

TREBLE.



14.

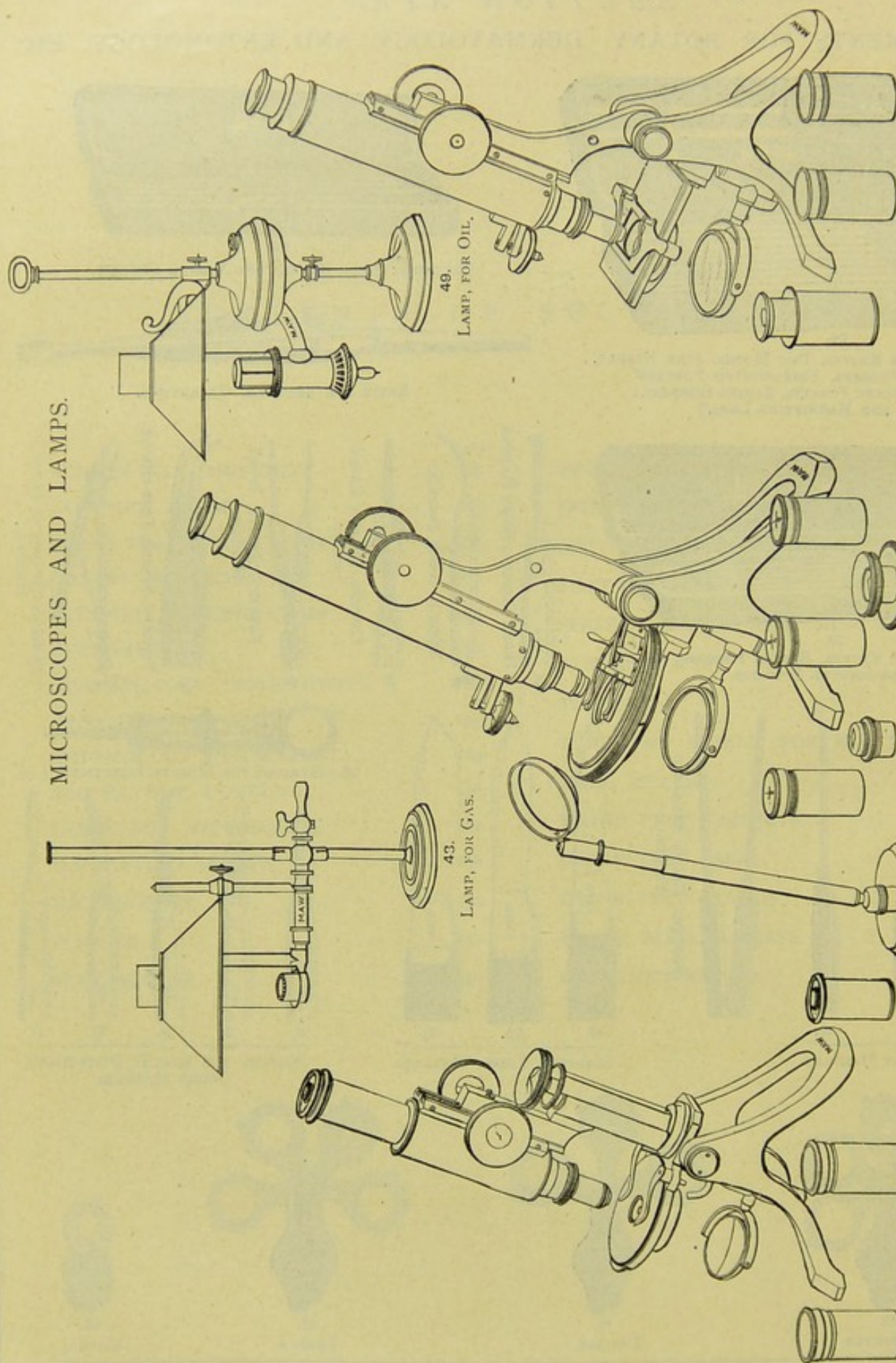
SINGLE.

LENSES, MOUNTED IN HORN, FOR DERMATOLOGY.



SECTION XIV. *continued*—For CONTENTS, see page 188.

## MICROSCOPES AND LAMPS.



45. MAW'S IMPROVED HISTOLOGICAL MICROSCOPE, FITTED WITH  $\frac{1}{2}$  AND  $\frac{1}{4}$  IN. OBJECTIVES, B AND C EYEPIECES, COARSE AND FINE ADJUSTMENT, IMPROVED CIRCULAR REVOLVING STAGE, MIRROR, ETC., ETC., IN MAHOGANY CASE.

46. MAW'S IMPROVED MONOCULAR MICROSCOPE, FITTED COMPLETE WITH  $\frac{1}{4}$ ,  $\frac{1}{2}$ , AND 2 IN. OBJECTIVES, A AND B EYEPIECES, CONCENTRIC GLASS STAGE, REVOLVING MIRROR, PLANE AND CONCAVE, STAGE CONDENSER, POLARISCOPE, IMPROVED BOX FOR LIVING OBJECTS, ETC., ETC., COMPLETE IN MAHOGANY CASE.

47. STUDENTS' MONOCULAR MICROSCOPE, FITTED WITH  $\frac{1}{4}$  AND  $\frac{1}{2}$  IN. OBJECTIVES, A AND B EYEPIECES, GLASS STAGE WITH IMPROVED SLIDING CLIP, REVOLVING MIRROR, PLANE AND CONCAVE, STAGE CONDENSER, ETC., COMPLETE IN MAHOGANY CASE.



SECTION XIV. *continued*—For CONTENTS, see page 188.

## STETHOSCOPES, ETC.



60. BARRON'S.




62. BURROW'S.



63. CLARKE'S.




71. VULCANITE.




64. FERGUSON'S.





65. HUGHES'S.



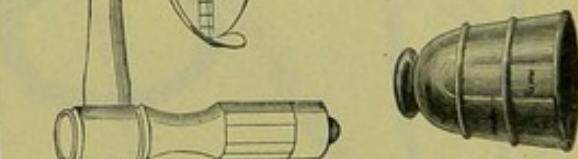
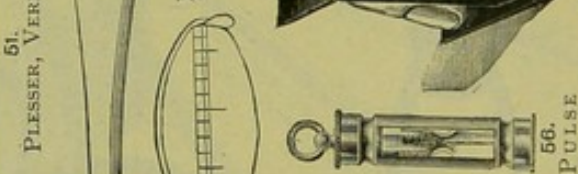

68. SALTER'S.



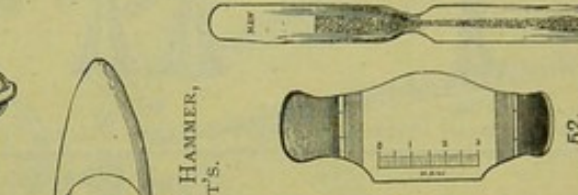
69. STOKES'S.

70. STOKES'S WITH  
INDIA-RUBBER  
RING.72. VULCANITE,  
MOVABLE EAR  
PLATE.61. VULCANITE,  
BISS'S.66. METAL, VULCANITE  
EAR PLATE.

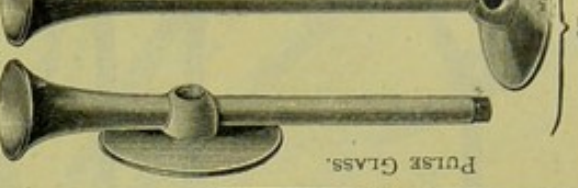


73. WALSH'S.

50. PERCUSSION  
THIMBLE.56. PULSE  
GLASS,  
METAL  
MOUNTED.


53. SANSON'S.



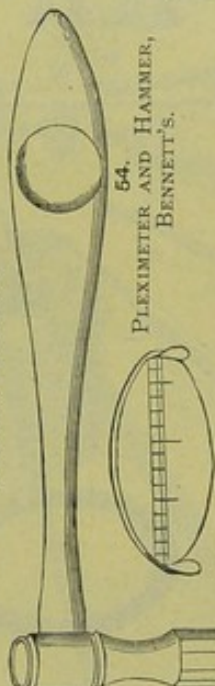

52. MAW'S.

67. PORTABLE,  
MAW'S.76. WALSH'S,  
SOLID.

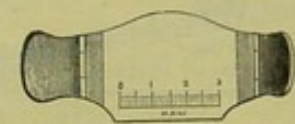
75. WILLIAMS'S.



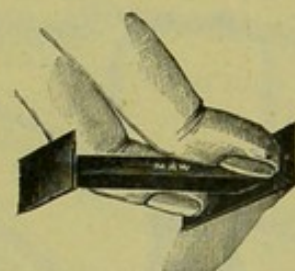
51. PLESSER, VERNON'S.

54. PLEXIMETER AND HAMMER,  
BENNETT'S.



PULSE GLASS.



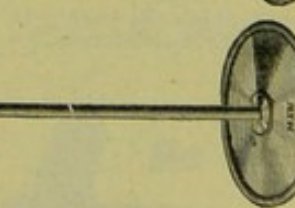

52. MAW'S.



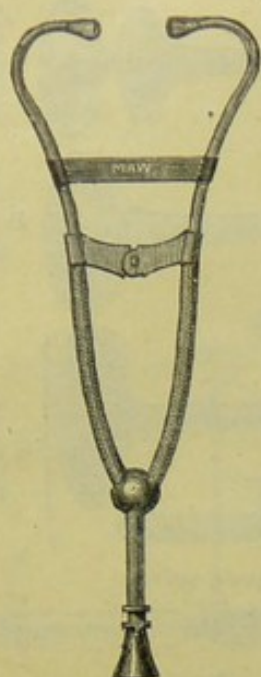
53. SANSON'S.

56. PULSE  
GLASS,  
METAL  
MOUNTED.50. PERCUSSION  
THIMBLE.

73. WALSH'S.

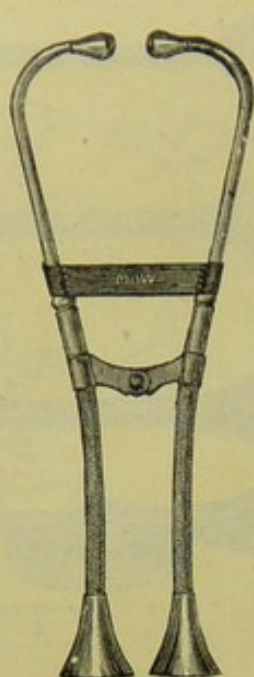
66. METAL, VULCANITE  
EAR PLATE.61. VULCANITE,  
BISS'S.



SECTION XIV. *continued*—For CONTENTS, see page 188.

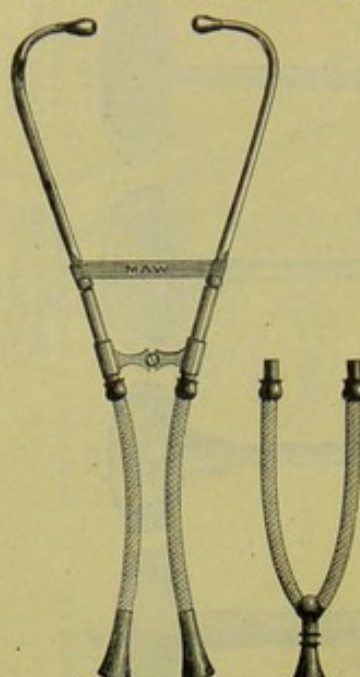
82.

SINGLE CHEST PIECE.



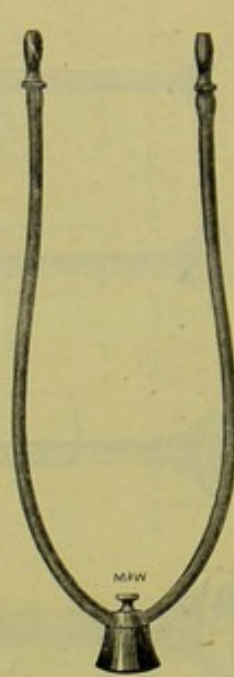
81.

DOUBLE CHEST PIECES.



79.

SINGLE AND DOUBLE CHEST PIECES.



80.

STEARNE'S.

## BINAURAL STETHOSCOPES.




74.

IMPROVED PORTABLE BINAURAL  
STETHOSCOPE, BARKER'S.

59.

SPIROMETER, LOWNDES'S.

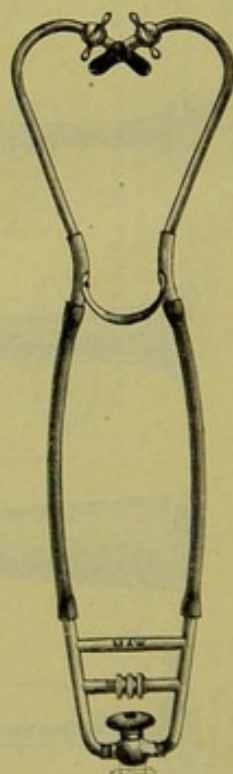


58.


SPHYGMOGRAPH, DUDGEON'S.



77.

STETHOSCOPE,  
SIR ANDREW  
CLARKE'S.

78.

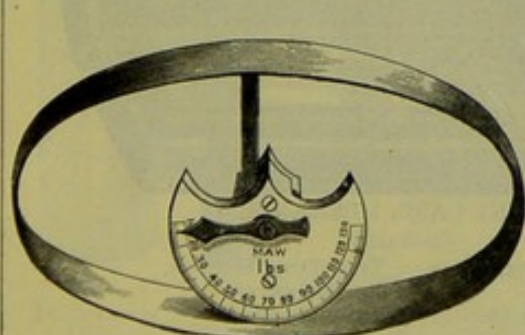

BINAURAL  
STETHOSCOPE,  
CORY'S.

57.

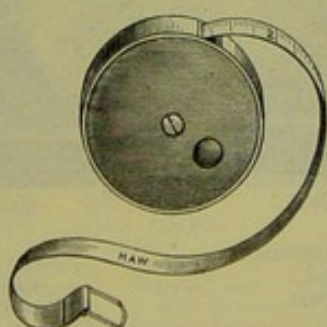
SHIELD AND TUBE FOR EMPYEMA.



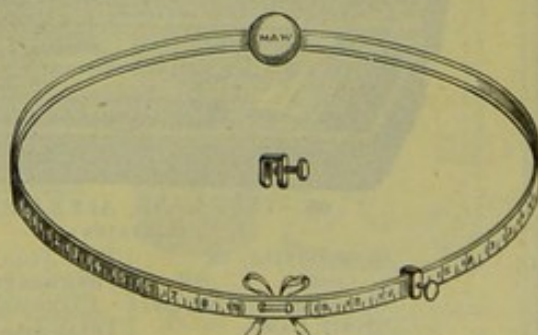
SECTION XIV. *continued*—For CONTENTS, see page 188.  
CLINICAL THERMOMETERS, ETC.



43.—DYNAMOMETER.

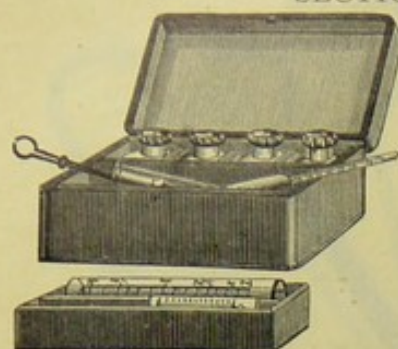


44.—MEASURING TAPE FOR CHEST.



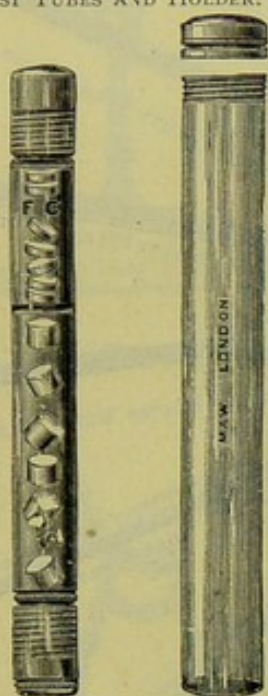
42.—CYRTOMETER, SCOTT'S.




SECTION XIV. *continued*—For CONTENTS, see page 188.

105.—TEST CASE, PROUT'S.

CONTAINS:  
THREE ACID BOTTLES, PIPETTE,  
SPIRIT LAMP, URINOMETER,  
TRIAL GLASS, TEST PAPER,  
TEST TUBES AND HOLDER.



104.—TEST CASE, PAVY'S.



96.

TEST CABINET, MAW'S

CONTAINS:

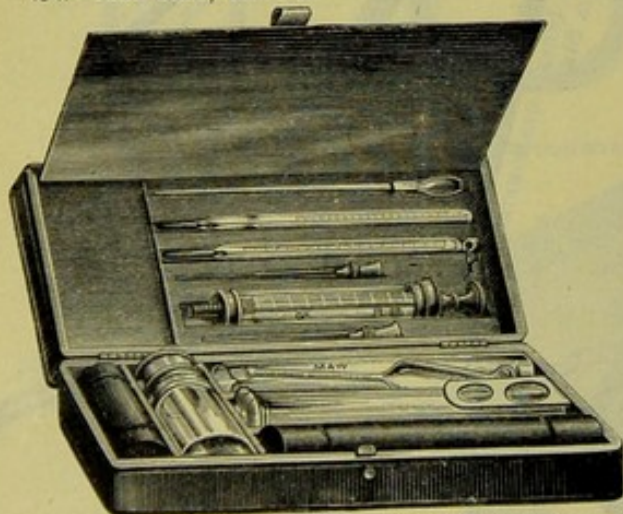
BLOW-PIPE.  
BOTTLE, CHALK'S.  
BOTTLES, SIX 1-OZ.  
NARROW-MOUTH  
STOPPERED.  
FOIL AND WIRE,  
PLATINUM.  
FORCEPS, BRASS.

LENS, STANHOPE'S.  
PAPER, LITMUS AND  
TURMERIC.  
PIPETTE.  
SLIDES AND THIN  
GLASS.  
SPIRIT LAMP.

STIRRING ROD.  
TEST TUBES, SIX.  
TEST TUBE HOLDER.  
THERMOMETER.  
TRIAL GLASS.  
URINOMETER.  
WATCH GLASSES.



103.

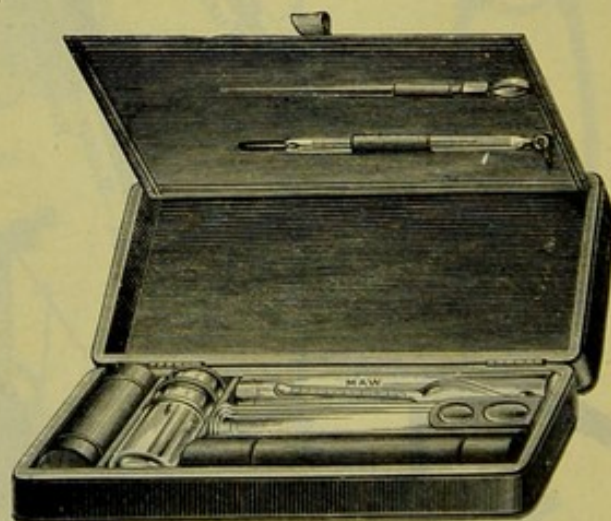
TEST APPARATUS,  
OLIVER'S.

98.—TEST CASE, ALEXANDER'S.

CONTAINS:

ACID BOTTLE, IN  
CASE.  
HYPODERMIC SYRINGE.  
SPIRIT LAMP.  
TEST TUBES.

TEST TUBE HOLDER.  
THERMOMETERS,  
CLINICAL, TWO.  
TRIAL GLASS.  
URINOMETER.




99.—TEST CASE, ALEXANDER'S.

CONTAINS:

ACID BOTTLE, IN  
CASE.  
SPIRIT LAMP.  
TEST TUBES.


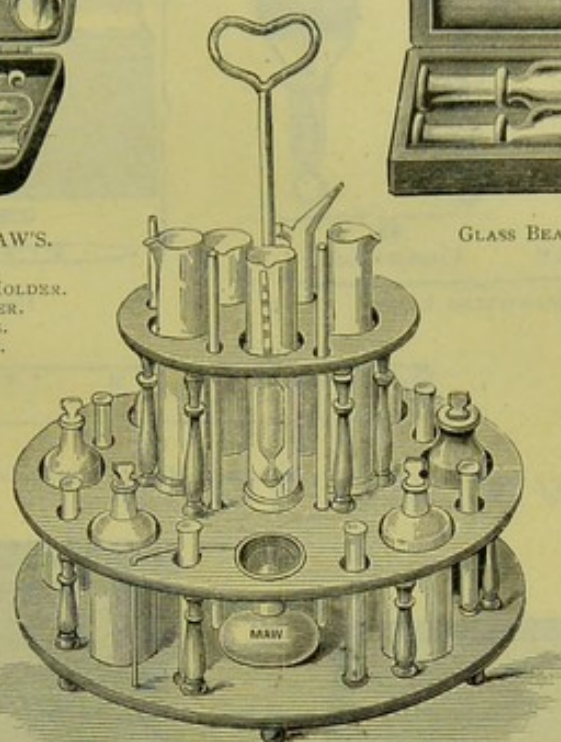
TEST TUBE HOLDER.  
THERMOMETER.  
TRIAL GLASS.  
URINOMETER.



SECTION XIV. *continued*—For CONTENTS, see page 188.101.  
TEST CASE, VULCANITE, MAW'S.

CONTAINS:

MAGNIFYING LENS.	TEST TUBE HOLDER.
SPIRIT LAMP.	THERMOMETER.
TEST PAPER.	TRIAL GLASS.
TEST TUBES.	URINOMETER.

86.  
GLASS BEADS FOR TESTING URINE, PATENT.107.  
TEST STAND, ROBERTS'S.

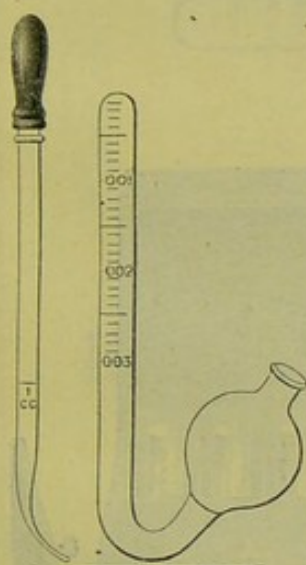
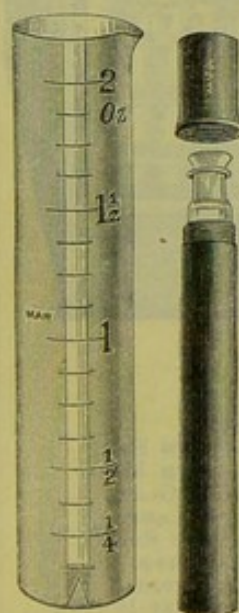

CONTAINS:

ACID BOTTLES, FOUR.	GLASSES, PRECIPITATE, THREE.	PIPETTES, TWO.
BOTTLES, BLUE, TWO.	MEASURE, GLASS, 6 oz.	SPIRIT LAMP.
BURETTE AND FLASK.	PAPER, LITMUS.	STIRRING ROD.
		TEST TUBES.
		URINOMETER.

102.  
TEST CASE, OLIVER'S.


CONTAINS:

ACID, CITRIC.	PEPTONE.
ALBUMEN TEST.	POTASSIO-MERCURIC IODIDE.
ALKALINE LITMUS.	RULED PAPER.
BILE TEST.	SODÆ CARB.
DROP TUBE, GRADUATED.	SPIRIT LAMP.
FORCEPS.	TEST PAPERS.
INDIGO CARMINE.	TEST TUBES.

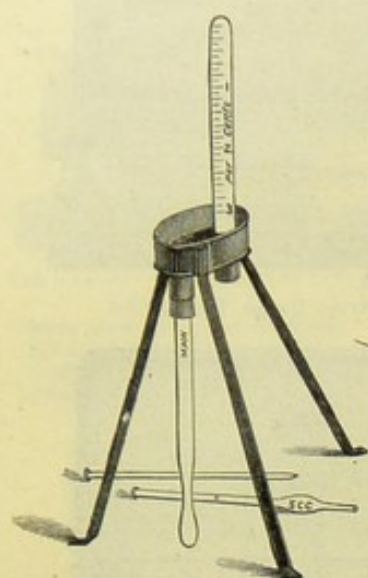
87.  
UREA METER, CRUISE'S.93.  
TRIAL GLASS, OVAL, PATENT.91.  
BOTTLE IN VULCANITE CASE, FOR NITRIC ACID.106.  
TEST STAND, MAW'S.

CONTAINS:

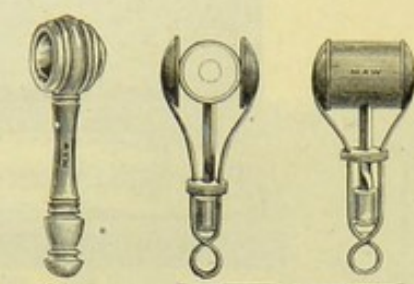
BLOWPIPE.	FOIL AND WIRE (PLATINUM).	PIPETTE.	THERMOMETER.
BOTTLES, SIX 1 oz.	FORCEPS.	SLIDES, AND THIN GLASS.	TRIAL GLASS.
NARROW MOUTH STOPPERED, FOR RE-AGENTS.	LENS, STANHOPE'S.	SPIRIT LAMP.	TUBE HOLDER.
DROP BOTTLE.	LITMUS AND TURMERIC PAPER.	STIRRING ROD.	URINOMETER.
		TEST TUBES, SIX.	WATCH GLASSES.

94.  
TRIAL GLASS, PLAIN.92.  
SEDIMENT COLLECTOR, DOBELL'S.




SECTION XIV. *continued*—For CONTENTS, see page 188.

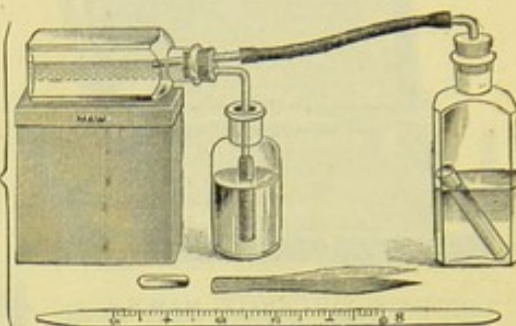
89.  
UREA METER, RUSSELL & WEST'S.




84. STANHOPE'S. 83. CODDINGTON'S.  
MAGNIFYING LENSES.



88.  
ALBUMEN METER, ESCHACH'S.



90.  
UREA METER, SQUIBB'S.



95.

DOBELL'S LABORATORY, THE CASE ENTIRELY OF VULCANITE.

## CONTAINS:

BEAKER GLASSES, THREE.  
BOTTLES, GLASS, CAPPED, FOUR.  
BOTTLES, GLASS, FOR REAGENTS,  
4 OZ. N.M., SEVEN  
BOTTLES, GLASS, PLAIN, THREE 6 OZ.  
BOTTLES, GLASS, TWO 4 OZ.  
BOTTLES, GLASS, TWO 2 OZ.  
CONICAL GLASSES, TWO.  
DROP BOTTLE.  
MEASURE, GLASS.  
PIPETTES, THREE.

SEDIMENT COLLECTOR.  
SPATULA.  
SPIRIT LAMP.  
STAND FOR GLASSES.  
STIRRING RODS.  
TEST TUBES, SIX.  
TEST TUBE HOLDER.  
TRIAL GLASS.  
URINOMETER.  
WASH BOTTLES, THREE.

BLOW-PIPE.  
BOTTLES, STOPPERED,  
LABELLED—  
ACID. ACET.  
ACID. HYDROCHLOR.  
ACID. NITRIC.  
ACID. PICRIC.  
ACID. SULPH.  
BRINE TEST.  
FEHLING'S SOLUTION.  
LIQUOR AMMONIA FORT.  
FORCEPS, VULCANITE.  
LENS, STANHOPE'S.

97.  
CABINET.

## CONTAINS:

PIPETTE.  
PLATINUM FOIL.  
PLATINUM WIRE.  
SLIDES, GLASS.  
SPIRIT LAMP.  
STIRRING ROD.  
TEST PAPER.  
TEST TUBES.  
TEST TUBE HOLDER.  
THERMOMETER.  
TRIAL GLASSES, SIX.  
URINOMETER.  
WATCH GLASSES.



SECTION XV.

---

INSTRUMENTS FOR ANATOMY, DISSECTION,  
AND POST-MORTEM OPERATIONS.  
HUMAN BONES AND SKELETON.



## CONTENTS OF SECTION XV.

	PAGE
APRON ... ..	202
BLOW-PIPE ... ..	199
BONE FORCEPS ... ..	199
BOWEL SCISSORS ... ..	199
BRAIN KNIFE... ..	199
CARTILAGE KNIVES ... ..	199
CHISELS... ..	199, 201
COAT ... ..	202
CONE FOR MEASURING CAVITY OF THE HEART ... ..	201
DISSECTION INSTRUMENTS IN CASE	200
DISSECTION SCISSORS ... ..	199
EMBALMING SYRINGE ... ..	199
FORCEPS ... ..	202
GAUNTLET ... ..	202
GLOVE ... ..	202
HAMMER ... ..	199
HOOKS ... ..	202

	PAGE
HUMAN BONES AND SKELETON ...	201
JACKET ... ..	202
KNIVES, VIRCHOW'S ... ..	199
MALLET... ..	199
NEEDLES ... ..	202
POST-MORTEM INSTRUMENTS IN CASES ... ..	200
POST-MORTEM SCISSORS... ..	201
POST-MORTEM TABLE ... ..	201
RETRACTORS ... ..	202
SAW ... ..	199
SCALPELS ... ..	199
SKULL CORONET ... ..	199
SPATULA ... ..	202
SPINE WRENCH ... ..	199
SYRINGES FOR ANATOMY AND MINUTE INJECTIONS... ..	199
TRIPOD HEAD REST ... ..	199

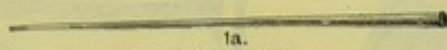


SECTION XV.

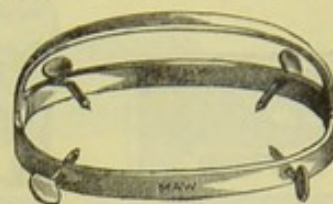
POST-MORTEM INSTRUMENTS AND SYRINGES FOR ANATOMY.



2.  
BONE FORCEPS, VIRCHOW'S.



1a.  
BLOWPIPE.



42.  
SKULL CORONET.



56.

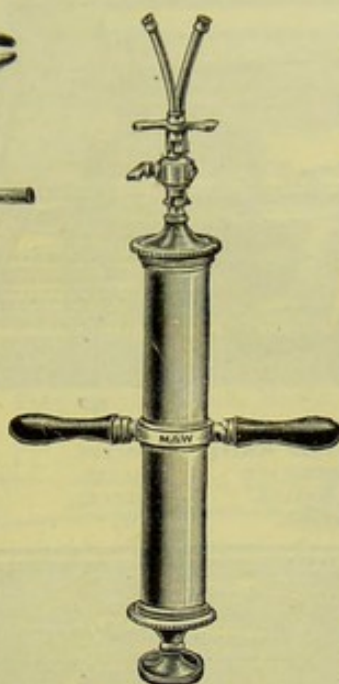


57.



58.

SYRINGES FOR MINUTE INJECTIONS.



55.  
SYRINGE FOR  
EMBALMING.



53.



54.

SYRINGES FOR ANATOMY  
INJECTIONS.

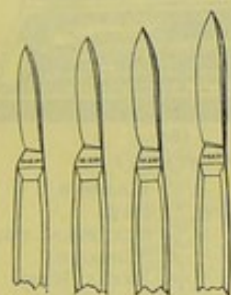


33.



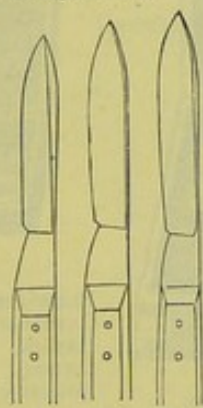
34.

KNIVES,  
VIRCHOW'S.



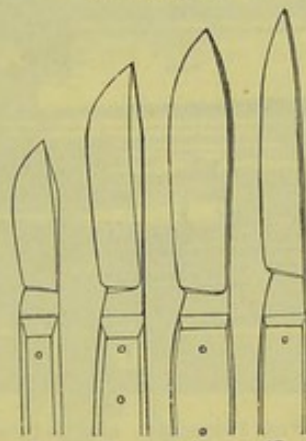
43. 44. 45. 46.

SCALPELS.



47. 48. 49.

SCALPELS.




7. 8. 9. 10.

CARTILAGE KNIVES.



4.

BRAIN KNIFE



19.  
CHISEL.



27a.

DISSECTION  
SCISSORS.



3.

BOWEL SCISSORS.




35.

WOOD Mallet.



41.

SAW.



60.

TRIPOD HEAD REST.



52.

SPINE  
WRENCH.



52a.

SPRING  
FORCEPS.




31.

HAMMER.

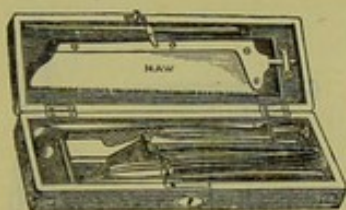


SECTION XV. *continued*—For CONTENTS, see page 198.  
POST-MORTEM AND DISSECTION INSTRUMENTS IN CASES.




11.  
CONTAINS:

BLOW-PIPE.	HAMMER.
BOWEL SCISSORS.	LEVER.
BRAIN KNIFE.	SAW.
CARTILAGE KNIFE.	SCALPELS, SIX.
CATLIN.	SCISSORS.
CHAIN HOOKS.	SKULL REST.
CHISELS, TWO.	WRENCH.




14.  
CONTAINS:

BLOW-PIPE.	HAMMER.
CARTILAGE KNIFE.	SAW.
CATLIN.	SCALPELS, THREE.
CHISEL.	SCISSORS.
FORCEPS.	



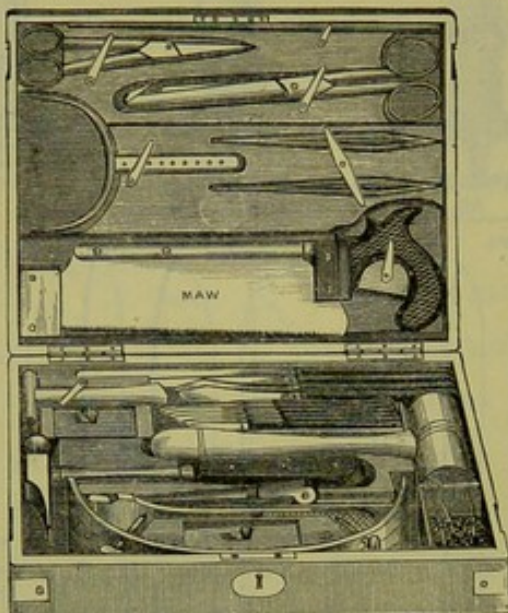
17.  
CONTAINS:

BLOW-PIPE.	FORCEPS.
BONE FORCEPS.	HAMMER.
BOWEL SCISSORS.	SAW.
CARTILAGE KNIFE.	SCALPELS, SIX.
CATLIN.	SCISSORS, TWO.
CHISEL.	SKULL REST.




12.  
CONTAINS:

BRAIN KNIFE.	FORCEPS.	SCALPELS,
CARTILAGE	MALLET.	SIX.
KNIVES.	NEEDLES.	SCISSORS.
CHISEL.	SAW.	WRENCH.




16.  
FOR HOSPITALS AND INFIRMARIES.  
CONTAINS:

BLOW-PIPE.	HAMMER.
BOWEL SCISSORS.	MALLET.
BRAIN KNIFE.	NEEDLES.
CARTILAGE KNIVES,	SAW.
TWO.	SCALPELS, SIX.
CATLIN.	SCISSORS.
CHAIN HOOKS.	SKULL CORONET.
CHISEL.	TRIPOD.
FORCEPS, TWO.	WRENCH.

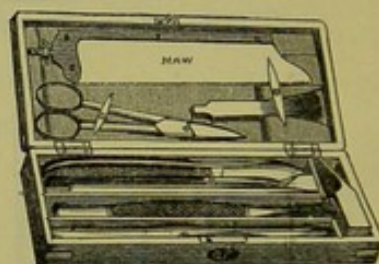


26.—DISSECTION CASE.




13.  
CONTAINS:

BLOW-PIPE.	FORCEPS.
CARTILAGE KNIFE.	NEEDLES.
CATLIN.	SAW.
CHAIN HOOKS.	SCALPELS, SIX.
CHISEL.	SCISSORS.



15.  
CONTAINS:

BLOW-PIPE.	HAMMER.
CARTILAGE KNIFE.	SAW.
CATLIN.	SCALPELS, TWO.
CHISEL.	SCISSORS.
FORCEPS.	SKULL REST.



18.  
CONTAINS:

BLOW-PIPE.	HAMMER.
BOWEL SCISSORS.	NEEDLES.
CARTILAGE KNIFE.	SAW.
CATLIN.	SCALPELS, TWO.
CHISEL.	SCISSORS.
FORCEPS.	WRENCH.



SECTION XV. *continued*—For CONTENTS, see page 198.

POST-MORTEM INSTRUMENTS AND TABLE, HUMAN BONES AND SKELETON.



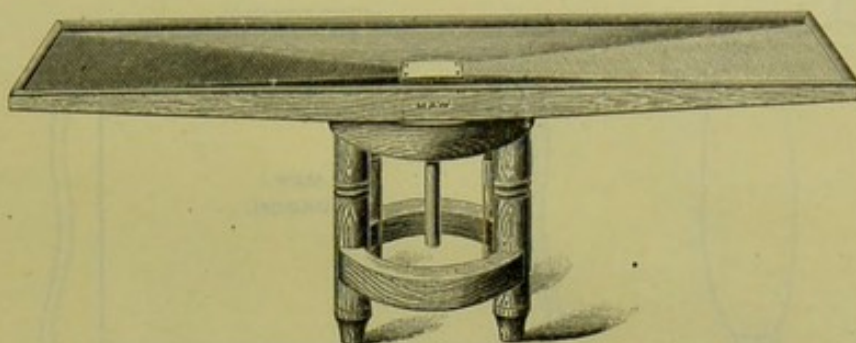
SCISSORS, SHARP FINE POINTS.

27.



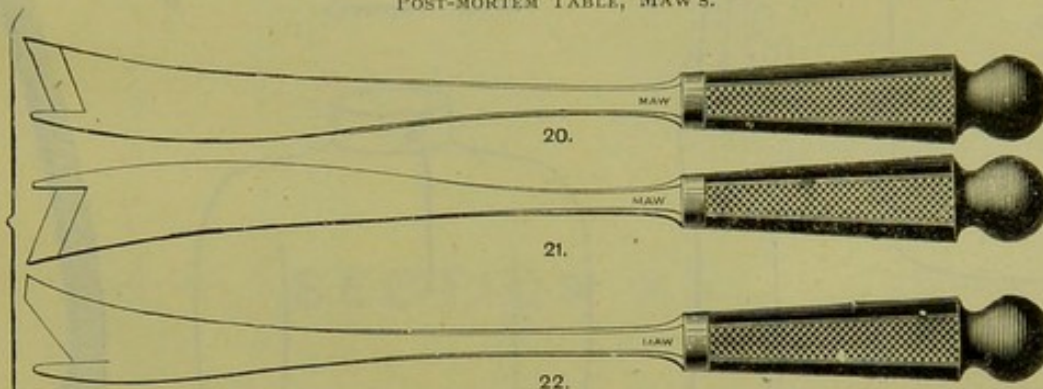
SCISSORS, STOUT POINTS.

28.



59.

POST-MORTEM TABLE, MAW'S.



20.

21.

22.

CHISELS FOR DIVIDING THE PEDICLES OF THE SPINE.

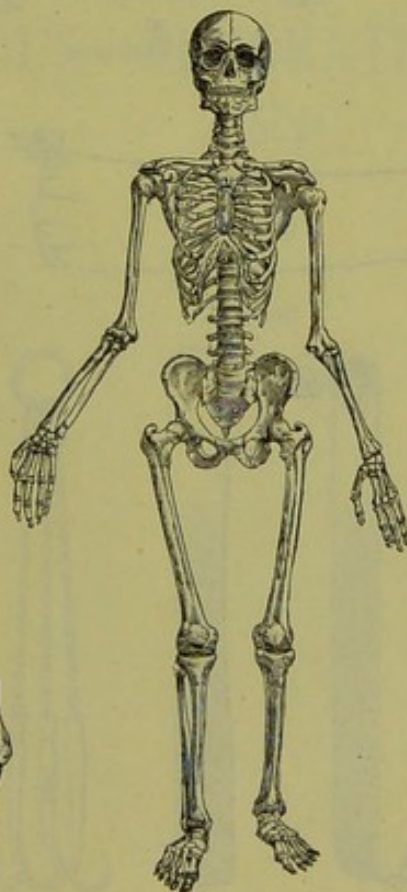


25.

CONE FOR MEASURING CAVITY OF THE HEART.



68.  
SPINE.



66.

SKELETON.



61.

FEMURS.



62.

FŒTUS SKULL.



69.

TIBIA, FIBULA, AND FOOT.



67.

SKULL.



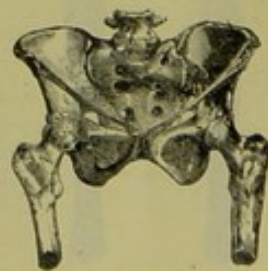
63.

FOOT.



64.

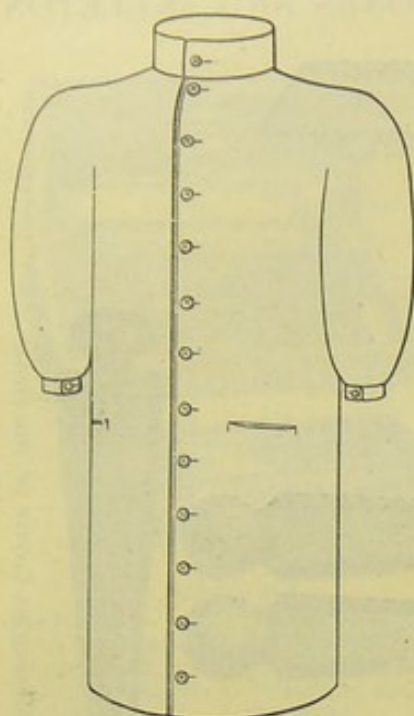
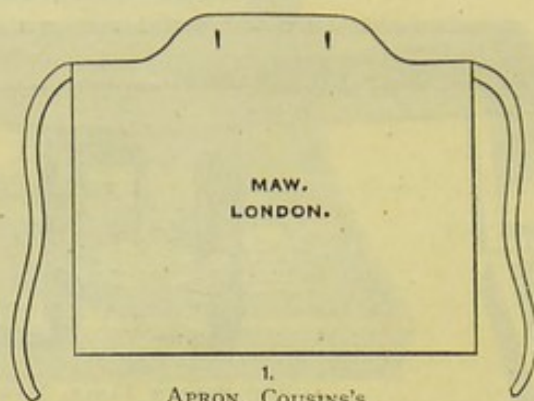
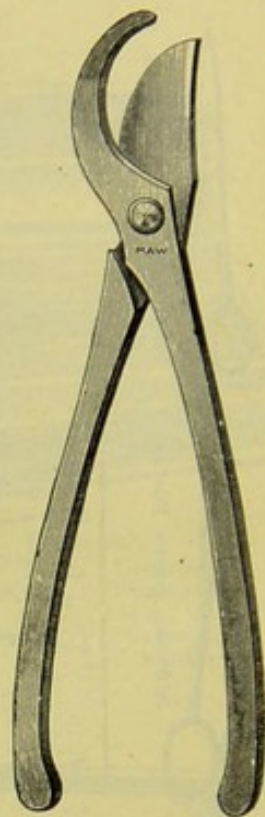

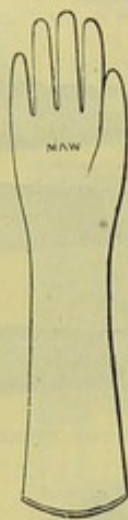
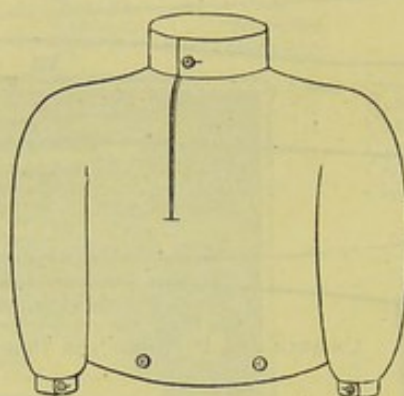
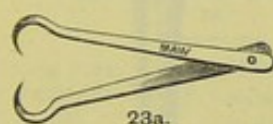
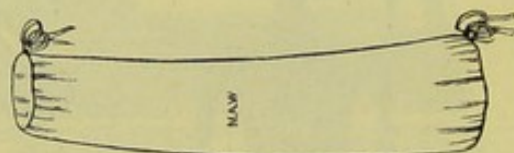
HAND.





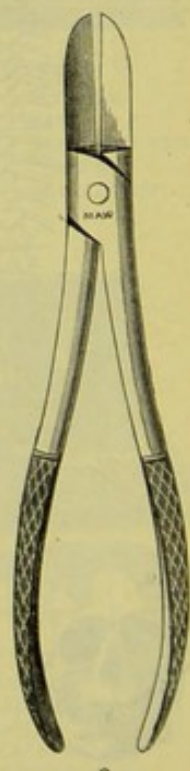
65.

PELVIS.




SECTION XV. *continued*—For CONTENTS, see page 198.24.  
COAT, COUSINS'S.1.  
APRON, COUSINS'S.5.  
CUTTING FORCEPS.30.  
GLOVE.29.  
GAUNTLET.32.  
JACKET, COUSINS'S.23a.  
DOUBLE HOOK.50.  
SLEEVE.36.  
CURVED  
NEEDLE.40.  
RETRACTORS.

39.

19a.  
CHISEL.38.  
RETRACTOR.51.  
SPATULA.23.  
CHAIN HOOKS.37.  
STRAIGHT  
NEEDLE.6.  
CUTTING FORCEPS.



SECTION XVI.



MISCELLANEOUS APPARATUS, INSTRUMENTS,  
ETC.



## CONTENTS OF SECTION XVI.


	PAGE		PAGE
"ACME" MILK TESTER ... ..	206	LUNAR CAUSTIC POINTS ... ..	207
ANTISEPTIC INHALERS ... ..	208	MOULDS—	
BEEF-TEA APPARATUS ... ..	206	BOUGIE ... ..	207
BREAST BALLS ... ..	206	PESSARY ... ..	207
BREAST GLASS ... ..	206	SUPPOSITORY .. ..	207
BREAST PUMP ... ..	206	NAIL SCISSORS ... ..	206
BREAST RELIEVERS ... ..	206	PHRENOLOGY BUST .. ..	206
CREAM METERS ... ..	205, 206	RESPIRATORS ... ..	208
HOT-AIR BATH ... ..	206	THERMOMETERS ... ..	205
HOT-AIR AND VAPOUR BATHS... ..	207	VAPOUR BATHS ... ..	207
LACTOMETERS .. ..	205	WATER TEST, LOWE'S ... ..	206



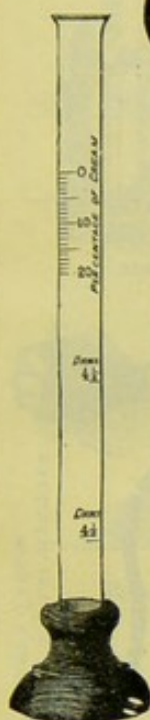
# SECTION XVI. MISCELLANEOUS INSTRUMENTS.




58.  
THERMOMETER, BLACK FRAME.



65.  
DAIRY THERMOMETER, TO FLOAT.



37.  
LACTOMETER  
BALCOMB'S.



34.  
CREAM METR.



63.  
CABINET  
THERMOMETER,  
MAHOGANY  
FRAME.




55.  
BATH  
THERMOMETER,  
WOOD FRAME.



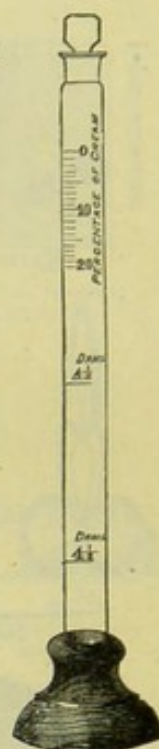
56.  
BATH THERMOMETERS,  
TO FLOAT



53.  
GLASS.



39.  
LACTOMETER  
AND  
TRIAL GLASS,  
MAW'S.



38.  
STOPPERED  
LACTOMETER,  
BALCOMB'S.



57.  
THERMOMETER,  
BLACK WOOD.



54.  
BATH  
THERMOMETER,  
TIN, JAPANNED




60.  
THERMOMETER,  
BOXWOOD,  
COMMON.



61.  
THERMOMETER,  
BOXWOOD,  
SUPERIOR.



62.  
THERMOMETER,  
BEST BOXWOOD,  
WITH FAHRENHEIT  
AND REAUMUR SCALES.



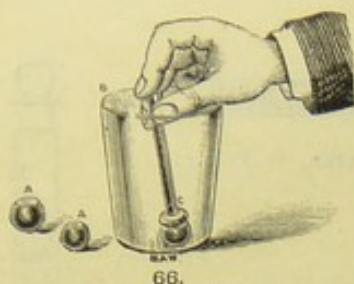
64.  
THERMOMETER,  
EARTHENWARE,  
FOR DAIRY USE.




59.  
THERMOMETER,  
BLACK WOOD,  
WITH WHITE  
BORDER.




SECTION XVI. *continued*—For CONTENTS, see page 204.  
 MISCELLANEOUS INSTRUMENTS, ETC.—*continued*.



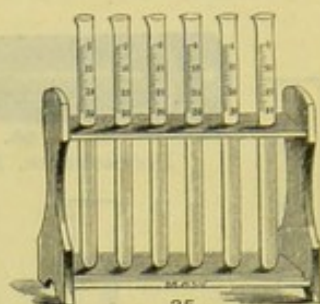
66.  
 WATER TEST, LOWE'S.



51. 49. 50.  
 NAIL SCISSORS.



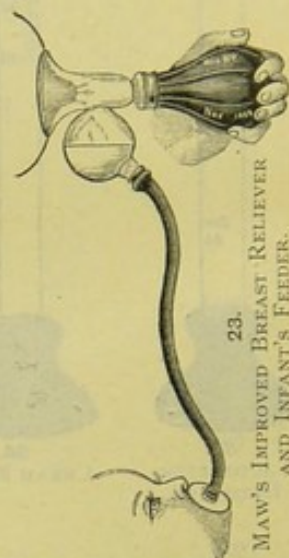
1. 2.  
 "ACME" MILK TESTER, HICKS'S.




35.  
 CREAM METERS.



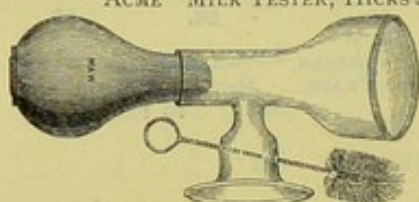
52.  
 PHRENOLOGY  
 BUST.



23.  
 MAW'S IMPROVED BREAST RELIEVER  
 AND INFANT'S FEEDER.




20.  
 BREAST BALL,  
 GLASS SHIELD.



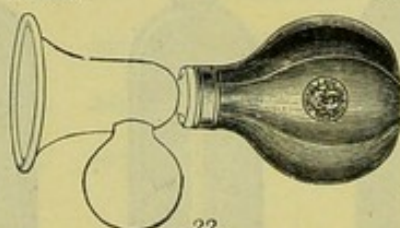
24.  
 BREAST RELIEVER, REGISTERED,  
 MAW'S.



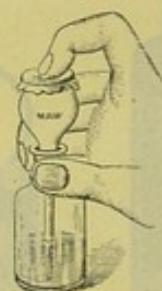
19.  
 BREAST BALL,  
 EBONY SHIELD.



21.  
 BREAST PUMP, BRASS, MAW'S.




22.  
 BREAST RELIEVER, MAW'S NO. 2



36.  
 DROP BOTTLE, CHALK'S.




10.  
 CALOMEL BATH,  
 H. LEE'S.



17.  
 BEEF TEA APPARATUS,  
 LEARED'S.




18.  
 BREAST GLASS, MAW'S.



11.  
 HOT AIR BATH.



SECTION XVI. *continued*—For CONTENTS, see page 204.MISCELLANEOUS INSTRUMENTS, ETC.—*continued*.47.  
PESSARY MOULD.45.  
BOUGIE MOULD.

43.



42.



41.

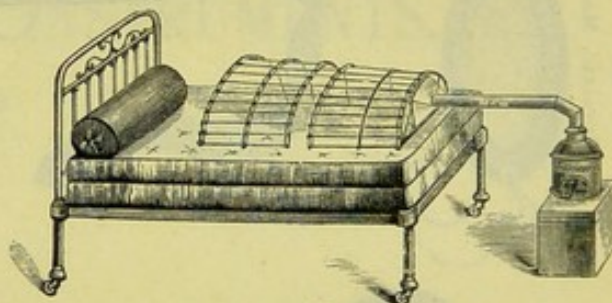
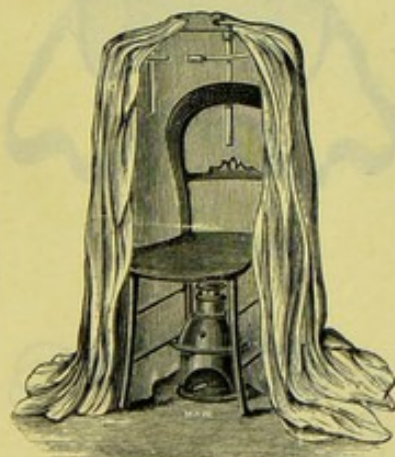




44.

41a.  
QUILL.40.  
GLASS.46.  
BOUGIE MOULD,  
CHEYNE'S.48.  
SUPPOSITORY  
MOULD.

REVERSIBLE. REVERSIBLE. PLUG. SCREW. GLASS.

LUNAR CAUSTIC POINTS IN CASES.


14.  
HOT AIR AND VAPOUR BATH, FOR USE UNDER  
LOOSE GARMENTS.13.  
HOT AIR AND VAPOUR BATH, WICKER FRAME16.  
HOT AIR AND VAPOUR BATH,  
FOR USE UNDER A CHAIR.12.  
HOT AIR AND VAPOUR BATH.15.  
HOT AIR AND VAPOUR BATH, FOR  
USE UNDER LOOSE GARMENTS.



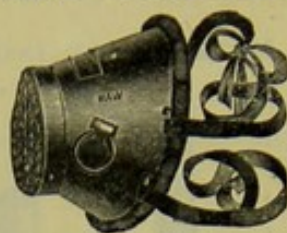
SECTION XVI. *continued*—For CONTENTS, see page 204.  
ANTISEPTIC INHALERS AND RESPIRATORS.




4.  
HAUSMANN'S.



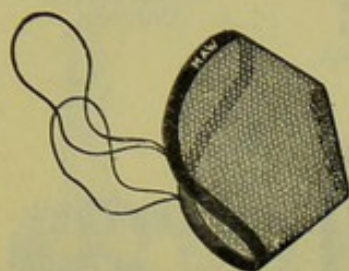
6.  
ROBERTS'S.



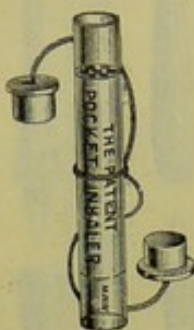
5.  
HUNTER MACKENZIE'S.



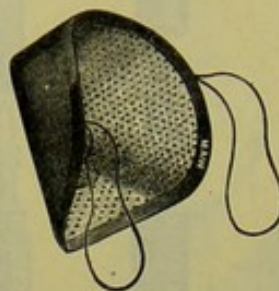
3.  
COGHILL'S.



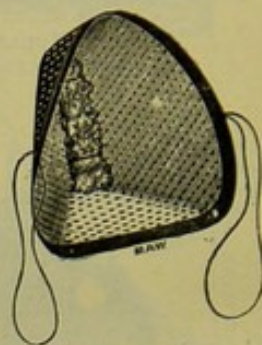
7.  
YEO'S PLAIN.



2.  
AUSTIN'S.




9.  
YEO'S COVERED.



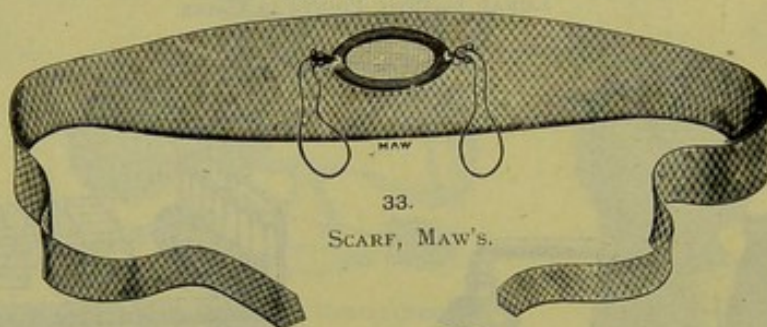
8.  
YEO'S PLAIN.

RESPIRATORS.



30.

METALLIC, MAW'S.

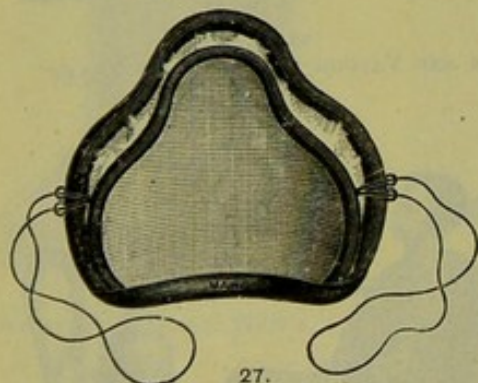


33.  
SCARF, MAW'S.

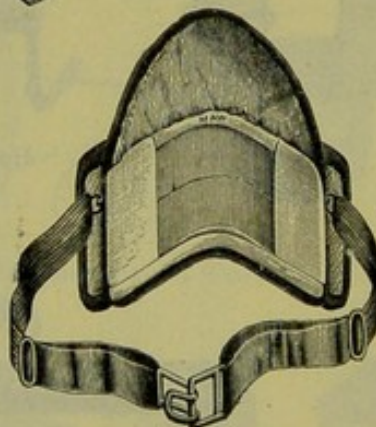


31.


METALLIC, MAW'S.



27.  
ORINASAL, COTTON WOOL, MAW'S.



29.  
ORINASAL, JEFFREY'S.




28.  
ORAL, JEFFREY'S.



26.  
COTTON WOOL, MAW'S.



25.  
"CLOUD," DOUGLAS'S.



32.  
DWARF, MAW'S.



SECTION XVII.



VETERINARY SURGEONS' INSTRUMENTS, ETC.



# CONTENTS OF SECTION XVII.

	PAGE		PAGE
ABSCCESS LANCET .. ...	211	LAMB CLAMS ... ..	215
BALLING INSTRUMENTS... ..	211, 212	MANE PULLER ... ..	214
BIRD-STUFFING INSTRUMENTS ...	216	MILKING TUBES ... ..	213
BISTOURIES ... ..	211, 215	NEEDLES ... ..	216, 217
BLEEDING LANCET ... ..	211	NEUROTOMY KNIFE ... ..	211
BLOOD-STICK ... ..	211	NICKING KNIFE ... ..	211
BOXWOOD CLYSTER PIPE ... ..	213	PROBANGS ... ..	212
CAPONISING INSTRUMENT ... ..	216	PROBE ... ..	213
CASTRATION CLAMS ... ..	212, 216	QUITTOR SYRINGES ... ..	212
CASTRATION KNIVES ... ..	211	RASPS ... ..	212
CATHETERS ... ..	212	RING NOSE PUNCH, FOR BULLS ...	212
CAUSTIC CLAMS ... ..	215	ROWELLING BISTOURY .. ...	213
CLIPPING MACHINE ... ..	215	SAND-CRACK INSTRUMENTS ...	216
CLIPPING SCISSORS ... ..	212	SCALPEL ... ..	211
DIRECTORS ... ..	213	SCALPEL, WITH LAMB CLAM ...	211
DISSECTION INSTRUMENTS ... ..	212	SETON NEEDLES ... ..	211, 214
DOCKING KNIVES ... ..	212	SHOEING KNIFE .. ...	214
DRAWING KNIVES ... ..	211	SPAYING KNIVES ... ..	214
DRESSING CASES ... ..	213	STETHOSCOPES ... ..	213
ÉCRASEUR, MILES'S ... ..	213	STOMACH PUMP ... ..	213
EMBRYOTOMY KNIVES ... ..	211, 212	STURDY INSTRUMENTS ... ..	214
ENEMA APPARATUS ... ..	213	SUTURE NEEDLES AND HOLDER ...	213, 216
ENEMA SYRINGES ... ..	212, 213	SWEAT SCRAPERS ... ..	212
EXPLORING NEEDLES ... ..	213	SYRINGES FOR HYPODERMIC	
FIRING IRONS ... ..	214	INJECTIONS ... ..	213
FLEAMS ... ..	212, 213	THOROUGH PIN TRUSS ... ..	211
FOAL HOOKS ... ..	214	TOOTH INSTRUMENTS ... ..	214, 215
FORCEPS FOR DOGS ... ..	215	TOOTH KEY ... ..	212
GAGS ... ..	215	TORSION CLAMS ... ..	215, 216
HOBBLES ... ..	212	TORSION FORCEPS... ..	215
HOOKE AND HAMMER ... ..	214	TRACHEOTOMY TUBES ... ..	211, 215
HOOKE AND TENACULUM ... ..	213	TROCAR ... ..	211, 215

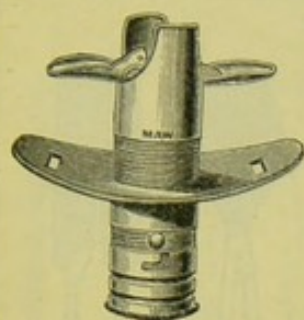
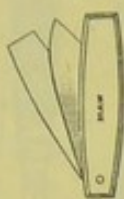
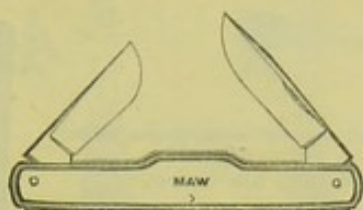
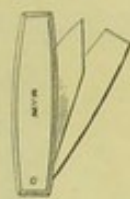
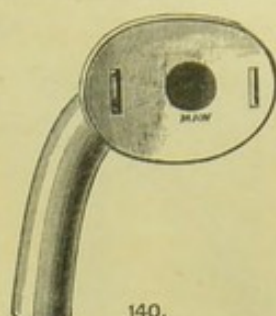



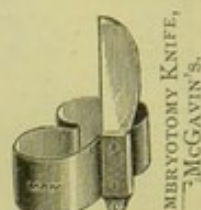
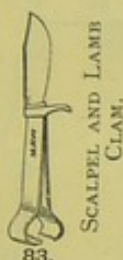
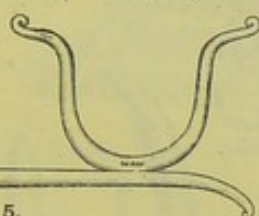
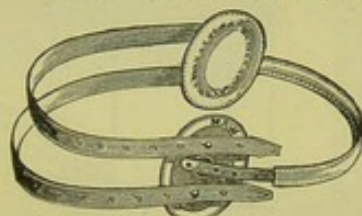
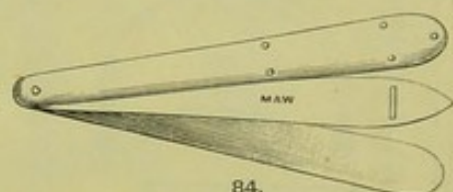

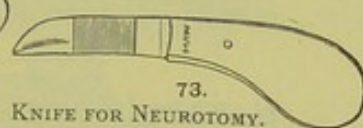

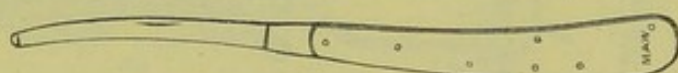
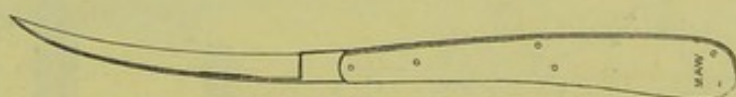
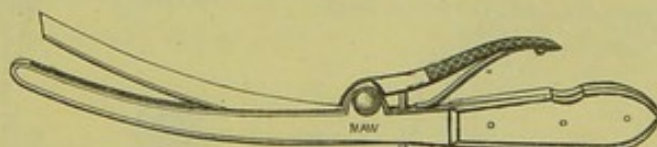

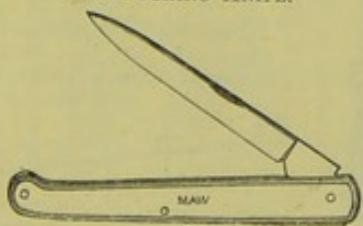
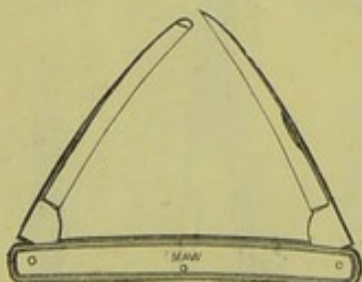
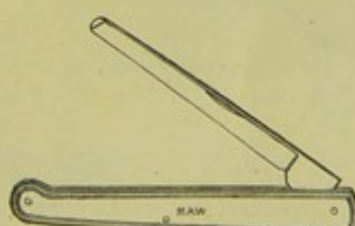
*For ARTERY FORCEPS, see Section I. page 8.*

*ASPIRATORS, Section III. page 32.*

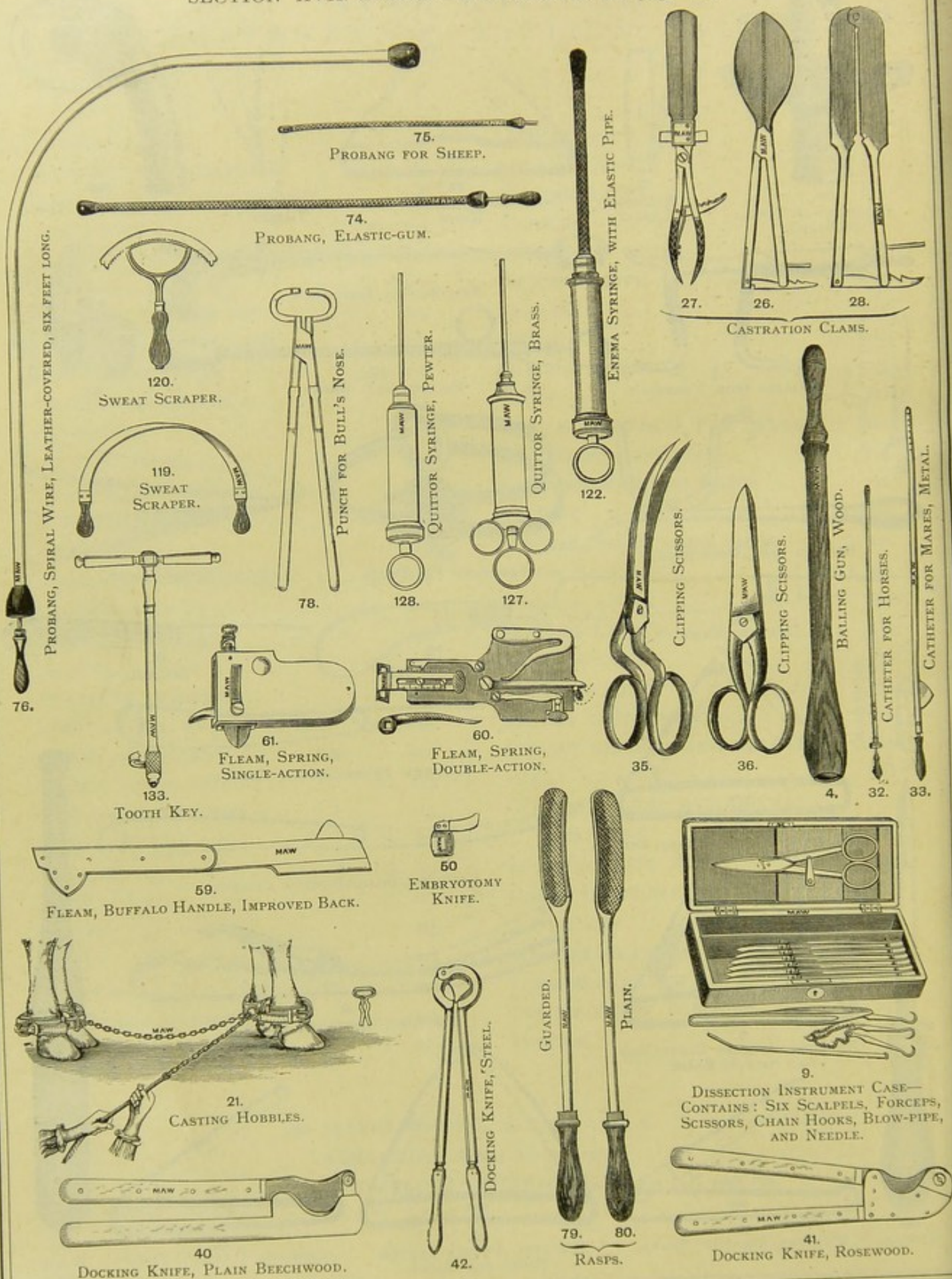
*POST-MORTEM INSTRUMENTS, Section XV. page 199.*



## SECTION XVII.


141.  
TRACHEOTOMY TUBE,  
SPOONER'S.18.  
BLEEDING  
LANCET.22.  
CASTRATION SCALPEL AND  
KNIFE.1.  
ABSCESS  
LANCET.140.  
TRACHEOTOMY TUBE.6.  
BALLING IRON, VARNELL'S.3.  
BALLING GUN, GOODWIN'S.2.  
BALLING GUN, BRASS.49.  
EMBRYOTOMY KNIFE,  
MCGAVIN'S.83.  
SCALPEL AND LAMB  
CLAM.5.  
BALLING IRON, OPEN-SIDED.129.  
THOROUGH PIN TRUSS.84.  
SETON NEEDLE.43.  
DRAWING KNIFE.73.  
KNIFE FOR NEUROTOMY.82.  
SCALPEL.51.  
EMBRYOTOMY KNIFE  
WITH SLIDE.13.  
BISTOURY, CURVED SHARP, AND  
DRAWING KNIFE.10.  
BISTOURY, PROBE-POINTED, CURVED.11.  
BISTOURY, SHARP-POINTED, CURVED.9.  
BISTOURY, CONCEALED BLADE.8.  
BISTOURY, ABSCESS, CASTRATION  
AND NICKING KNIFE.16.  
BISTOURY, STRAIGHT, SHARP.12.  
BISTOURY, DOUBLE CURVED,  
PROBE AND SHARP.15.  
BISTOURY, STRAIGHT, PROBE.144.  
TROCAR.19.  
BLOOD-  
STICK.




SECTION XVII. *continued.*—For CONTENTS, see page 210.



SECTION XVII. *continued*—For CONTENTS, see page 210.





SECTION XVII. *continued*—For CONTENTS, see page 210.

HOOK AND HAMMER.

68.




MANE PULLER.

72.




FORCEPS FOR MOLARS.



SLIDING CHISEL.

136.




TOOTH CHISEL, GUARDED.

137.



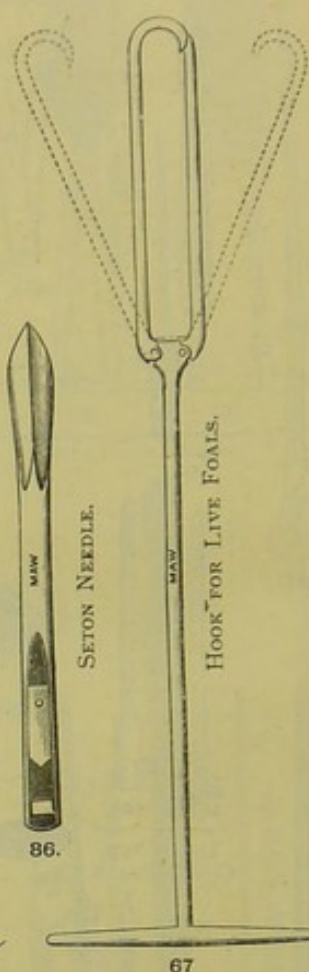
LATERAL REPELLER.

134.



POSTERIOR REPELLER.

135.



SETON NEEDLE.


HOOK FOR LIVE FOALS.

67.



SHOEING KNIFE, IN STAG HANDLE.

88.



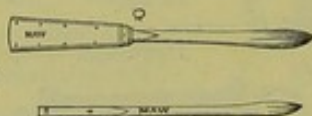
SETON NEEDLE.

85.



87.

SET OF THREE SETON NEEDLES FITTING ONE HANDLE.




47.





66.

EMBRY-  
OTOMY  
HOOK.


HOOK FOR DEAD FOALS.



55.



FIRING IRONS.




92.



89.

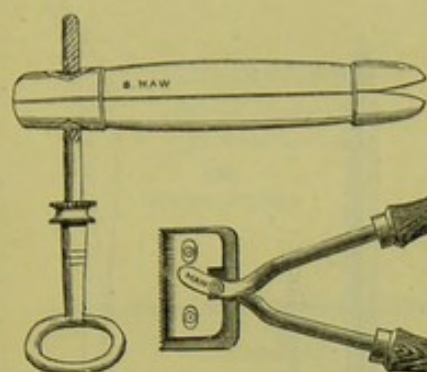
SPAYING KNIVES.



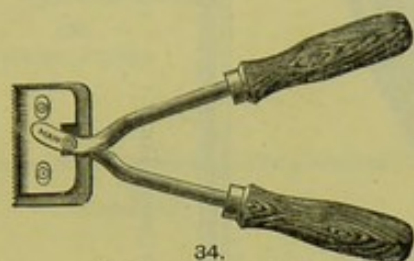
INSTRUMENTS FOR STURDY IN SHEEP.



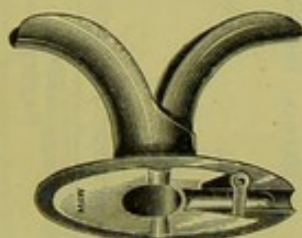
SECTION XVII. *continued*—For CONTENTS, see page 210.



23.  
CAUSTIC CLAM.



34.  
CLIPPING MACHINE.



139.  
TRACHEOTOMY TUBE,  
FIELD'S.



24.  
LAMB CLAM.



143.  
COLON  
TROCER,  
ROUND.



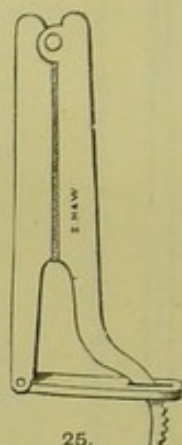
142.  
COLON  
TROCER,  
OVAL.



145.  
TROCER AND  
CANULA,  
WALLEY'S.



17.  
TEAT  
BISTOURY.



25.  
LAMB CLAM.




64.  
BULLOCK GAG.



65.  
SHEEP GAG.




132.  
TOOTH FORCEPS,  
ROBERTSON'S.



138.  
TORSION FORCEPS,  
USED IN CASTRATION,  
ROBERTSON'S.




131.  
TOOTH  
FORCEPS,  
PRITCHARD'S.



30.  
TORSION CLAM,  
WILLIAMS'S.




63.  
HILL'S.



62.  
CARTWRIGHT'S.

FORCEPS FOR DOGS.



SECTION XVII. *continued*—For CONTENTS, see page 210.

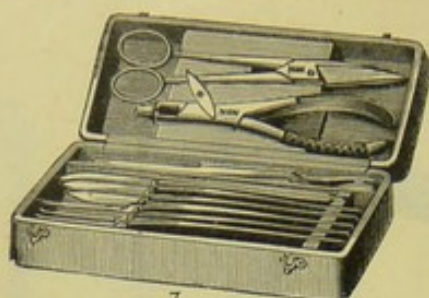
NEEDLE, HALF CURVED SCREW-TAPPED, FOR WIRE.

109.



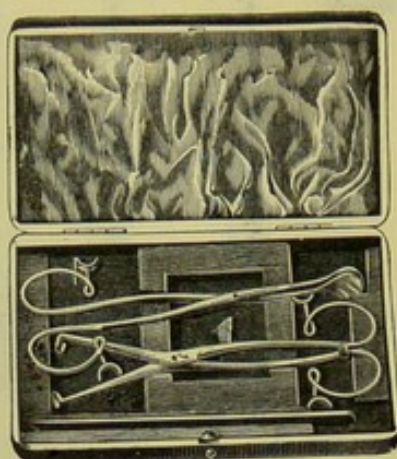
NEEDLE, STRAIGHT, HAGEDORN'S.

114.



7.

BIRD-STUFFING INSTRUMENTS.



20.

CAPONISING INSTRUMENTS, MILES'S.




NEEDLE, WING-GROOVED, EXPLORING POINT.

117.



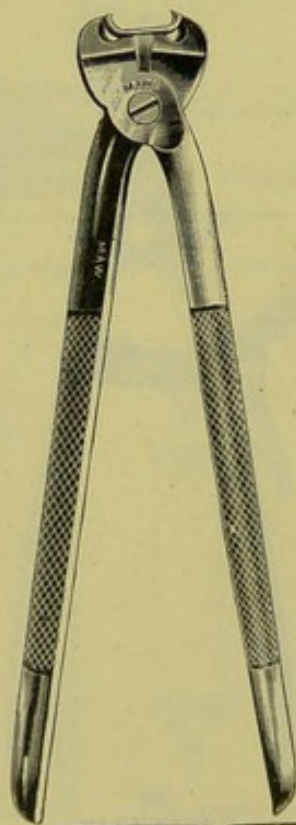
NEEDLE FOR INOCULATION.

106.



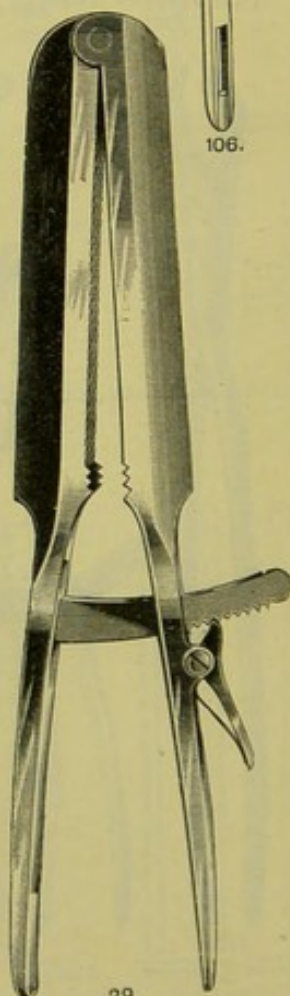
31.

TORSION CLAM, WILLIAMS'S.



81.

SANDCRACK INSTRUMENTS.




29.

CASTRATION CLAM, WILLIAMS'S.




SECTION XVII. *continued*—For CONTENTS, see page 210.


NEEDLES.



108.  
ROUND POINTS




111.  
TROCAR POINTS



107.  
LANCE POINTS



112.  
STRAIGHT




100.  
HALF CURVED.




STRAIGHT.

116.



HALF CURVED, GROOVED FOR WIRE.

104.




FRENCH MODEL, CURVED.

94.



HALF CURVED, FRENCH MODEL.

103.



HALF CURVED, HAGEDORN'S.

105.




SERPENTINE, CURVED.

96.




TRIANGULAR POINT, STRAIGHT.

115.



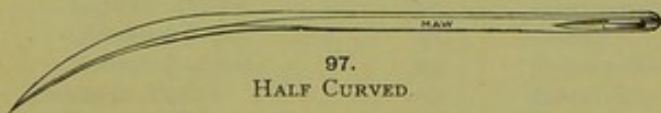
SPAYING.

110.




HALF CURVED, EYE AT POINT


101.



97.  
HALF CURVED.




102.  
HALF CURVED, FLAT POINT.




99.  
HALF CURVED.




113.  
STRAIGHT



98.  
HALF CURVED.




95.  
CURVED, HAGEDORN'S.



93.  
CURVED.







# INDEX TO PART I.

A		PAGE			PAGE			PAGE
Abbott's Ear Forceps	...	46	Anel's Lachrymal Syringe and			Arm—continued.		
Abdomen :—			Probe...	...	37	Sling ...	...	136
Compress	...	161	Aneurism :—			Socket	...	129
Ice Bags	...	168	Needles	...	15, 25	Splints	...	148—152
Trocars	...	31	Needle and Director	...	24	Army :—		
Abduction and Extension Splint	...	146	Needle and Syme's Knife	...	25	Box Splint	...	151
Abernethy's Ear Syringe	...	48	Needle and Tenaculum	...	25	Regulation Capital Case	...	5
Abscess :—			Tourniquet	...	8	Regulation Dressing Case	...	23
Knives	...	15	Angular :—			Regulation Operation Case..	...	5
Lancets	...	25, 211	Arm Splint	...	148	Regulation Eye Instruments	...	35
Accessories for Thermo-Cautery	...	186	Ear Knife	...	47	Artery Forceps	...	8, 24
Acid :—			Knives for Cleft Palate	...	57	Artificial :—		
Bottle and Vulcanite Case	...	195	Needles	...	56, 57	Arms	...	129
Rod	...	47	Pipe Insufflator	...	59	Eyes	...	39
Acme :—			Sounds	...	105	Feet	...	131
Milk Tester	...	206	Tongue Depressors	...	58	Hands	...	153
Spray	...	68	Ankle Splints	...	145, 152	Legs	...	130—132
Actual Cautery, Dentists'	...	183	Anklets	...	164	Nose	...	50
Acupressure Needles	...	27	Anterior Suspension Apparatus			Ascites Trocars	...	31
Adams's :—			for Leg	...	146	Aspiration Canulas	...	91
Eyelid Retractor	...	39	Anteversion Pessaries	...	116	Aspirators	...	32, 87
Osteotomy Saw	...	14	Antiseptic :—			Assalini's :—		
Saw and Knife	...	16	Inhalers	...	208	Artery Forceps	...	8
Tenotomy Knives	...	16	Sprays	...	68	Obstetric Forceps	...	120
Adaptable Thigh Splint	...	151	Steam Sprays	...	29	Assistant Surgeon's Navy Opera-		
Adjusture, Suture	...	112	Aponeurotome	...	92	tion Case	...	6
Agnew's Perinaeum Needles	...	112	Apparatus for :—			Astigmatism Disc...	...	39
Air :—			Abduction	...	146	Atmospheric Thermometers	...	205
Bags	...	47	Beef Tea	...	206	Atthill's Canula for Nitric Acid	...	110
Cushions	...	165	Dislocation	...	144	Auger's Dilator and Tracheotomy	...	66
Pillows	...	165, 166	Extension	...	145—147	Austin's Inhaler	...	208
Albumen Meters	...	196	Feeding Lunatics	...	70	Aveling's :—		
Alexander's Urine Test Cases	...	194	Fractured Clavicle	...	144	Angular Sound	...	105
Allen's :—			Fractured Jaw	...	144	Polyprite Écraseur...	...	111
Air Bag	...	47	Fractured Patella	...	144	Transfusion Apparatus	...	13
Ear Syringes	...	48	Galvanism	...	177—186	Avery's Ear Speculum	...	45
Allingham's :—			Infantile Paralysis	...	137	Awl, F. Mason's, for Cleft Palate	...	56
Clamp	...	99	Magnetism	...	182			
Director	...	100	Massage	...	173			
Ligature Carrier	...	100	Nitrous Oxide Gas	...	13, 73			
Ointment Tube	...	98	Refractory Patients	...	157			
Rectum Speculum	...	97	Spine...	...	141—143			
Aluminium Probes	...	60	Supra-pubic Operations	...	92			
American Tooth Forceps	...	74	Suspension	...	141, 146			
Amesbury's :—			Talipes	...	139, 140			
Patella Splint	...	149	Thermo-Cautery	...	186			
Thigh and Leg Splint	...	149	Transfusion	...	13			
Amputation :—			Urine Tests	...	193—196			
Cases	...	4	Wry Neck	...	142, 143			
Knives	...	7	Appliances for :—					
Saws	...	7, 14	Deformities	...	137—143			
Anæsthetic Apparatus	...	13	Riders' Sprain	...	153			
Anasarca Trocars	...	31	Apron, Post-mortem, Cousins's...	...	202			
Anatomy :—			Aran's Double-Channel Pipe	...	126			
Injection Syringes	...	199	Archimedean Drill	...	17			
Instruments	...	199	Arm :—					
			Bath	...	28			

## B

Back Rests	...	157
Badal's Perimeter	...	39
Bader's :—		
Cataract Knives	...	40
Strabismus Hooks	...	41
Bags :—		
Air	...	47
Epistaxis	...	49
Obstetric	...	119
Rectum, for Dilating	...	92
Baker's Tracheotomy Canula	...	65
Balco's Retractor for Mouth	...	58
Balcomb's Lactometers	...	205
Ball Enema Syringes	...	125
Ball and Socket Tooth Mirror	...	80
Balling Guns	...	211, 212
Balling Irons	...	211
Bandage Rolling Machines	...	160



	PAGE		PAGE		PAGE
Bandages ... ..	160	Bi-sulphate Mercury Batteries ...	180	Bougie :—	
Barker's Stethoscope ... ..	192	Bidets ... ..	126	Electrodes ... ..	184
Barnes's :—		Bigelow's Instruments ... ..	87, 91	Gauges ... ..	63, 83—85
Caustic Probe ... ..	110	Binaural Stethoscopes ... ..	192	Moulds ... ..	207
Obstetric Bag ... ..	118	Binders, Abdomen ... ..	158	Bougies, Elastic-gum ... ..	63, 83, 98
Obstetric Forceps ... ..	120	Binocular Strabismometer ... ..	38	Boulton's Uterine Stem ... ..	106
Ointment Positor ... ..	110	Birch's Syphon Catheter ... ..	87	Bowel Scissors ... ..	199
Pessary ... ..	116	Bird-stuffing Instruments ... ..	216	Bowman's :—	
Sound ... ..	105	Bird's :—		Canaliculus Knives ... ..	40
Tampon Introducer ... ..	110	Chloroform Inhaler ... ..	13	Double Spoon ... ..	42
Tent Introducer ... ..	105	Trachea Dilator ... ..	66	Ear Syringe ... ..	48
Tube, for Sulphate of Zinc		Trocar ... ..	31	Eye Douche ... ..	37
Points ... ..	110	Vagina Syringe ... ..	125	Eyelid Retractors ... ..	39
Uterus Dilating Bags ... ..	106	Biss's Stethoscope ... ..	191	Eye Suture Needles ... ..	41
Vagina Speculum ... ..	108	Bistouries :—		Probes ... ..	36
Barron's Stethoscope ... ..	191	Cleft Palate ... ..	57	Stop Needle ... ..	41
Bartholomew's Fracture Cradle...	136	Curved and Straight ... ..	15	Suction Curette ... ..	37
Base for Crutches and Peg Legs,		Folding ... ..	25	Boxjoint Tooth Forceps ... ..	76
Willis's ... ..	132	Rectum ... ..	100	Boxwood :—	
Basilyst, Simpson's (A. R.) ... ..	122	Rowelling ... ..	213	Mallets ... ..	18
Basins, Pus ... ..	28, 48	Shifting Blade ... ..	28	Pessaries ... ..	117
Bath :—		Straight and Scalpel ... ..	25	Thermometers ... ..	205
Arm and Leg ... ..	28	Veterinary ... ..	211, 215	Bracket Lamps ... ..	42
Bed ... ..	126	Bivalve :—		Brain Knives ... ..	199
Calomel ... ..	206	Rectum Speculums ... ..	97	Braithwaite's Vaccinator ... ..	19
Hot Air ... ..	206, 207	Tracheotomy Canulas ... ..	65	Branch's Nose Speculum ... ..	49
Sheet ... ..	166	Black Wood Thermometers ... ..	205	Brass :—	
Speculum ... ..	108	Blackbee's :—		Balling Gun ... ..	211
Thermometers ... ..	205	Pessaries ... ..	117	Ear Syringes ... ..	48
Bathing Trusses ... ..	170, 172	Vagina Speculum ... ..	108	Enemas ... ..	102
Batteries ... ..	177—186	Bladder :—		Syringes for Catheters ... ..	87
Baumeister's Ophthalmoscope ... ..	38	Electrodes ... ..	181	Braxton Hicks's Cephalotribe ... ..	121
Beads for Testing Urine ... ..	193, 195	Forceps ... ..	93	Breast :—	
Beale's Urine Test Case ... ..	194	Trocars ... ..	94	Belts ... ..	161
Bed :—		Blake's Sound Forks ... ..	45	Drawers ... ..	206
Bath ... ..	126	Bleeding Lancets ... ..	25, 211	Glasses ... ..	206
Cradle ... ..	136	Blizard's Lithotomy Knife ... ..	92	Relievers ... ..	206
Frames ... ..	136	Blood Stick ... ..	211	Support ... ..	163
Pan ... ..	166	Blow-pipe ... ..	199	Brodie's :—	
Sheet ... ..	167	Bloxham's Chloroform Bottle ... ..	13	Catheters ... ..	83, 85, 90
Table ... ..	157	Blundell's Belt ... ..	159	Director ... ..	100
Urinals ... ..	168, 169	Blunt Gorget ... ..	92	Lithotomy Knife ... ..	92
Beechwood Docking Knife ... ..	212	Blunt Hooks ... ..	112, 122	Bronchitis Kettles ... ..	67
Beef Tea Apparatus ... ..	206	Boecker's :—		Browne's :—	
Beer's Cataract Knives ... ..	40	Cautery Battery ... ..	179	(Buckstone) Apparatus for	
Bell's :—		Guillotine ... ..	64	Supra-pubic Operation ... ..	92
Elevators ... ..	73	Bolton Tomson's Commutator ... ..	183	(G.) Ear Trough ... ..	48
Scalers ... ..	79	Bone :—		(Lennox) Finger Protector ... ..	54
Stoppers ... ..	79	Drainage Tubes ... ..	28	(Lennox) Laryngoscope ... ..	54
Belloc's Canula, Epistaxis ... ..	49	Drills ... ..	17	(Lennox) Nose Speculum ... ..	49
Bellows :—		Forceps ... ..	17, 199	Sound Forks ... ..	45
Inflating, for Air Beds, etc. ... ..	165	Scissors ... ..	17	Brunton's Otoscope ... ..	45
Spray ... ..	29, 68	Vagina Pipes ... ..	126	Brushes for :—	
Belts ... ..	158, 159, 161	Bones :—		Cleft Palate ... ..	56
Bence Jones's Hydrocele Instru-		Decalcified, Jessett's ... ..	99	Massage ... ..	173
ments ... ..	94	Human ... ..	201	Nose ... ..	49
Bennett's :—		Bonnet's Splints ... ..	149	Throat ... ..	60
Caustic Holder ... ..	110	Book Holder ... ..	129	Bryant's :—	
Pleximeter ... ..	191	Boots ... ..	146	Artery Forceps ... ..	8
Vagina Speculum ... ..	108	Boots and Irons ... ..	137—139	Female Dilator ... ..	88
Berthold's Ear Instruments ... ..	46, 47	Bottles :—		Rectum Speculum ... ..	97
Bevel-eyed Catheter, Harrison's		Drop ... ..	37, 206	Thigh Splint ... ..	145
(R. A.) ... ..	93	Dry-Cupping ... ..	14	Buchanan's Staff ... ..	92
Bi-chloride of Methylene Inhaler ... ..	13	Hot Water ... ..	166—168		



	PAGE		PAGE		PAGE
Buck's :—		Casting Hobblers ...	212	Chittenden's Mouth Gag...	58
Throat Forceps ...	63	Castration Clams ...	212, 216	Chloride :—	
Huguier's Uterus Dilator ...	106	Castration Scalpel and Knife ...	211	of Ammonium Inhalers ...	67
Bucket Legs ...	132	Cataract Knives ...	40	of Silver Batteries ...	180
Buckstone Browne's Apparatus for		Cataract Needles ...	41	Chloroform Apparatus ...	13
Supra-pubic Operation ...	92	Catgut Bougies ...	83	Cholera Belts ...	161
Bullet Extractors, &c. ...	7	Catheters ...	83—85, 87	Churchill's Forceps ...	120, 123
Bulley's Splints ...	151	Cases of ...	90	Cilia Forceps ...	36
Burge's Throat Forceps ...	63	Eustachian ...	45	Circular :—	
Burnishers ...	78	Gauges ...	83—85	Amputation Knives ...	7
Burrows's Stethoscope ...	191	Harrison's ...	93	Bed Pan ...	166
Burrs ...	78	Retention, Sims's ...	112	Cushions ...	165, 167
Busk's Splint ...	151	Silver ...	24	Ice Bag ...	168
Bust, Phrenological ...	206	Syringes ...	87	Joint Bone Forceps ...	17
Butler's Mallet Pluggers ...	77	Veterinary ...	212	Joint Tooth Forceps ...	75, 76
Button Hook ...	129	Catlin ...	7	Pessaries ...	116
		Cattle Probangs ...	212	Pillows ...	165
		Caughtry's Ear Forceps ...	46	Trusses ...	170—172
		Caustic :—		Circumcision Clamp and Shield ...	94
		Cases... ..	24	Civiale's :—	
Cabinets, Urine Test ...	194, 196	Catheters ...	85	Lithotrite ...	91
Calico Bandages ...	160	Forceps ...	110	Urethrotome ...	93
Calmette's Laryngoscope ...	55	Holders ...	60, 110	Clamp Forceps ...	113
Calomel Bath ...	206	Points ...	207	Clamps :—	
Campbell de Morgan's Splint ...	145	Probes ...	110	Circumcision ...	94
Can Douche ...	124	Tubes... ..	110	Ovariectomy ...	114
Canaliculus Knives ...	40			Rectum ...	99
Cane Splints ...	148	Cautery :—		Clams :—	
Canulas :—		Batteries ...	179, 180, 183, 184	Castration ...	212
Atthill's ...	110	Boecker's ...	179	Caustic ...	215
Bigelow's ...	91	Cutting ...	99	Lamb ...	215
Epistaxis ...	49	Dentists ...	183	Lamb, and Scalpel ...	211
Polypus ...	49	Gowlland's ...	99	Torsion ...	215, 216
Tracheotomy ...	65	Irons ...	99, 114		
Capillary :—		Lachrymal ...	41	Clarke's :—	
Catheter ...	85	Paquelin's Thermo ...	186	Blunt Hook and Crotchet ...	122
Tubes ...	19	Smith's ...	99	Forceps, Obstetric ...	119
Caponising Instruments ...	216	Celluloid Catheters ...	85	Spray... ..	68
Caps, Ice ...	168	Cephalotribes ...	121	Stethoscope ...	191
Capsular :—		Chain Saws ...	7, 16	Vagina Syringe ...	124
Forceps ...	41	Chair :—		Clavicle Apparatus ...	144
Scissors ...	41	Invalid ...	157	Clay's :—	
Carbolic :—		Operation, Sims's ...	115	Insufflator ...	110
Ligature Trough ...	28	Chalk's Drop Bottles ...	37, 206	Pessary ...	116
Sprays ...	29	Chambers's Stem and Introducer ...	106	Cleft Palate Instruments ...	56
Carbon Electrodes ...	181	Channels, Ear ...	48	Clendon's Tooth Instruments ...	73, 76
Card Holders ...	129	Chapman's Ice and Hot Water		Cline's :—	
Carr's Splints ...	148	Bags ...	168	Arm Splints ...	148
Carrier, Ligature, Allingham's ...	100	Charcot's Suspension Apparatus... ..	141	Leg Splints ...	150
Cartilage Knives... ..	199	Chassaignac's Écraseur ...	111	Clinical Thermometers ...	193
Cartwright's Dog Forceps ...	215	Chatelaine ...	23	Clipping :—	
Carver's Prepuce Dilator ...	94	Chest :—		Machines ...	215
Cases for :—		Expanders ...	163	Scissors ...	212
Amputation ...	4—6	Measure ...	193	Clogs for Hip Splint ...	146
Botanists' ...	189	Cheyne's Bougie Mould ...	207	Clot Catheters ...	83
Caustic ...	24	Children's :—		Cloud Respirators ...	208
Dissection ...	200	Syringes ...	101	Clover's :—	
Eye Operations ...	35	Trusses ...	171	Aspirator ...	87
Minor Operations ...	15	Chisels :—		Crutch for Lithotomy ...	92
Obstetric Operations ...	118	Cousins's ...	14	Inhaling Apparatus ...	13, 73
Operations (Capital) ...	4—6	Gowing's Tooth ...	214	Coat, Post-mortem, Cousins's ...	202
Pocket Dressing ...	23, 24	Mason's ...	56	Cock's Trocars ...	31, 94
Post-mortem Examinations ...	200	Post-mortem ...	199, 202	Coddington's Lens ...	196
Thread, Ligature ...	29	Resection ...	18	Coghill's Inhaler ...	208
Urine Testing ...	194, 195	Spine ...	201		



	PAGE		PAGE		PAGE
Coghlan's Metrotome ...	109	Couch, Reclining..	143	Davis's :—	
Cole's Teat for Cleft Palate ...	56	Couper's Eye Probes ...	37	Vagina Speculum ...	108
Coleman's :—		Cousins's :—		(Hall) Craniotomy Forceps... 123	
Embryotomy Knife... 213		Air Bags ...	47	Dawson's Caustic Catheter ...	85
Tooth Forceps ...	76	Artery Forceps ...	8	Day Urinals ...	168, 169
Coles's Trusses ...	170—172	Capillary Catheters ...	85	Decalcified Bones, Jessett's ...	99
Collar, Swimming ...	165	Ear Syringes... ..	48	Decapitators ...	122
Collector, Sediment, Dobell's ...	195	Fixing Forceps ...	36	Deep-curved :—	
Colles's Radius Splints ...	148	Infants' Trusses ...	171	Catheters ...	86
Collin's :—		Needle Holder ...	26	Staff ...	92
Amputation Saw ...	7	Patent Handle for Saws, etc. 14		Delstanche's Nose Speculum ...	49
Hæmostatic Forceps ...	114	Safety Pins ...	160	Demaurex's Spray ...	68
Lamps ...	53	Sound Deadeners ...	48	Denman's :—	
Mouth Gags... ..	58	Tongue Depressors ...	58	Obstetric Forceps ...	120
Needle Holder ...	26, 115	Tourniquet ...	8	Perforator ...	122
Phantome ...	39	Tympanums ...	50	Dentists' :—	
Spray ...	29	Vaccine Case ...	19	Actual Caution ...	183
Stock Bone Drill ...	17	Covered Hot Water Bottles ...	166	Ice Bag ...	168
Transfusion Apparatus ...	13	Cowell's Strabismus Hooks ...	41	Instruments ...	73—80
Two-Way Stopcock, ...	87	Cradle Pessaries ...	116	Syringe ...	80
Collins's Hip Splint ...	146	Craniotomy Forceps ...	123	Depressors :—	
Colon Trocars ...	215	Cream Meters ...	205, 206	Thomas's ...	105
Colotomy :—		Crimean Splints ...	148	Tongue ...	58
Belts ...	158, 159	Critchett's Eyelid Retractors ...	39	Dermatology Instruments ...	189
Trusses ...	171	Cross-action :—		"Desideratum" Spray ...	68
Combination Fluid Pessaries ...	116	Artery Forceps ...	8	Desmarres's :—	
Comes's Lithotome ...	93	Entropium Forceps ...	36	Entropium Forceps ...	36
Commutator, Bolton Tomson's... 183		Eye Scissors ...	42	Eyelid Retractors ...	39
Companion :—		Crotchet and Blunt Hook ...	122	Dessault's Leg and Thigh Splints 150	
Field ...	9	Croup Kettle ...	67	Dewar's Sprays ...	68
Railway ...	9	Crutch, Clover's ...	92	Diagnosis Tube ...	45
Compound Action :—		Crutches ...	134, 135	Dick's Caustic Catheter ...	85
Ovum Forceps ...	123	Cupping Instruments ...	14	Dieffenbach's Artery Forceps ...	8
Throat Forceps ...	63	Curettes ...	41, 105	Dieulafoy's Aspirators ...	32
Uterus Scissors ...	109	and Cystotome ...	41	Dilating :—	
Compound Dislocation Pulleys ...	144	and Knife ...	41	Bags for Rectum ...	92
Compresses ...	161	and Needle ...	41	Bags for Uterus ...	106
Concave :—		Suction ...	37	Stems... ..	106
Blade Scissors ...	100, 109	Curling's Rectum Speculum ...	97	Dilators :—	
Blade Tongue Depressors ...	58	Curtis's Ear Trumpet ...	50	Nose ...	49
Eye Shades ...	37	Cusco's Speculum... ..	108	Prepuce ...	94
Cone Measure for Heart... ..	201	Cushion Pessaries, Greenhalgh's... 116		Rectum ...	100
Conical :—		Cushions :—		Trachea ...	66
Bougies ...	83	Air ...	165	Urethra ...	88, 106
Catheters ...	86	Galezowski's ...	38	Uterus ...	106, 107
Conversation Tubes... ..	50	Sacrum ...	167	Vagina ...	106
Ear Trumpets ...	50	Water ...	167	Directions for Measurement 133, 153	
Constant Current Batteries ...	177	Cutter's :—		154, 174	
Constant and Induced		Battery ...	183	Director and Aneurism Needle ...	24
Current Batteries ...	177, 178	Pessaries ...	116	Directors ...	24
Conversation Tubes ...	50	Sound... ..	105	Directors :—	
Coolers, Rectum ...	98	Cylindrical Conversation Tube ...	50	Gowlland's ...	100
Cooper's :—		Cyrtometer, Scott's ...	193	Hernia ...	16
Cataract Knives ...	40	Cyst Forceps ...	113	Key's ...	92
Tumour Hook ...	15	Cystoscope ...	89	Stanley's ...	100
Urethra Dilator ...	88	Cystotomes and Curettes ...	41	Veterinary ...	213
Coppez's Eyelid Retractor ...	39			Disc, Astigmatism ...	39
Cork Sole Boot ...	146			Dislocation Apparatus ...	144
Cornets, Ear ...	50			Dissection :—	
Corn Instruments ...	19			Cases ...	200
Coronet, Skull ...	199			Instruments ...	199
Corsets ...	163			Knives ...	189
Cory's Stethoscope ...	192			Dixon's Cataract Knives... ..	40
Cotton's Throat Forceps ...	63				

## D



	PAGE		PAGE		PAGE
Dobell's :—		<b>E</b>		Embryotomy :—	
Laboratory ... ..	196	Ear :—		Hook ... ..	214
Sediment Collector ... ..	195	Channels ... ..	48	Knives ... ..	211, 212, 213
Docking Knives ... ..	212	Cornets ... ..	50	Emmet's :—	
Dog Forceps ... ..	215	Douche ... ..	50	Uterus Hook ... ..	105
Syringes ... ..	213	Electrodes ... ..	179	Uterus Knife ... ..	109
Douches :—		Forceps ... ..	46	Uterus Needles ... ..	112
Ear ... ..	50	Hooks ... ..	47	Empyema Tube and Shield ... ..	192
Eye ... ..	37, 50	Hot Water Bag ... ..	168	Enamel Cutters ... ..	78
Nose ... ..	48, 50	Knives ... ..	47	Enamelled Tubes for Huggett's	
Vagina ... ..	124	Mirrors ... ..	45	Solutions ... ..	30
Douglas's Respirators ... ..	208	Pads ... ..	50	Endlemann's Galvanometer ... ..	182
Draft Steam Kettle ... ..	67	Piercer ... ..	50	Enema :—	
Drainage :—		Probe ... ..	50	Syringes ... ..	102, 124, 125
Tubes ... ..	28, 115	Scoops ... ..	46	Syringes, Veterinary ... ..	212, 213
Tube Gauges ... ..	28	Speculums ... ..	45	Entropium Forceps ... ..	36
Tube Introducers ... ..	28	Syringes ... ..	48	Enucleator, Sims's ... ..	100
Draper's Obstetric Forceps ... ..	119	Trough ... ..	48	Epistaxis :—	
Drawing Knife ... ..	211	Trumpet ... ..	50	Bags ... ..	49
Dredger, Iodoform ... ..	28, 59	Tube ... ..	50	Canula, Beilloc's ... ..	49
Dressing :—		Earle's Pelvimeter ... ..	122	Erichsen's :—	
Forceps ... ..	24	Earthenware :—		Lithotomy Knife and Scoop ... ..	92
Instrument Cases ... ..	23, 24	Dressing Tray ... ..	28	Sound ... ..	89
Instruments, Folding ... ..	25	Inhalers ... ..	67	Tonsil Scissors ... ..	64
Instruments, Veterinary ... ..	213	Thermometer ... ..	205	Esbach's Albumen Meter ... ..	196
Scissors ... ..	24	Ebony :—		Esmarch's :—	
Tray ... ..	28	Breast Drawers ... ..	206	Bandages ... ..	160
Drills :—		Caustic Case ... ..	24	General Operation Knife ... ..	25
Bone ... ..	17	Ebony Handle :—		Tourniquet ... ..	8
Tooth ... ..	79	Tongue Depressor ... ..	58	Ether :—	
Driving Hook for Arm ... ..	129	Tooth Mirrors ... ..	80	Inhalers ... ..	13, 73
Drop :—		Écraseurs ... ..	49, 111, 213	Spray ... ..	29
Bottles ... ..	37, 206	Edwards's Bougie Electrodes ... ..	184	Eustachian Catheters ... ..	45
Tubes ... ..	37	Eguisier's Irrigator ... ..	102	Evans's Vaccinator ... ..	19
Wrist Splint ... ..	137	Elastic Stockings, etc. ... ..	160, 164	Everard's Tooth Forceps ... ..	75
Druitt's Tooth Forceps ... ..	76	Elastic-gum :—		Excavators ... ..	78
Drum for Testing Points of Needles		Bougies ... ..	83	Excision Splints ... ..	147
and Knives ... ..	36	Catheters ... ..	84—86	Expanders, Chest ... ..	163
Dry :—		Eustachian Catheters ... ..	45	Expanding Snare ... ..	63
Cupping Bottles ... ..	14	Pessaries ... ..	117	Exploring :—	
Cupping Instruments ... ..	14	Prostate Dilator ... ..	88	Needle ... ..	24, 213
Inhalers ... ..	67	Rectum Speculums ... ..	97	Needle and Caustic Case ... ..	24
Dubois Raymond's Sledge Coil ... ..	186	Rectum Tubes ... ..	98, 101	Trocar ... ..	31
Duchenne's Instrument for		Stomach Tube ... ..	70	Trocar and Caustic Case ... ..	24
Writers' Cramp ... ..	140	Vagina Speculums ... ..	108	Extension Apparatus ... ..	145—147
Dudgeon's Sphygmograph ... ..	192	Vagina Tubes ... ..	126	External Needles, Hagedorn's ... ..	27
Duffin's Pessary ... ..	116	Elbow :—		Extirpation of Eyeball, Forceps for	36
Dumb Bells ... ..	163	Arm Slings ... ..	136	Extractors :—	
Duplay's :—		Cap ... ..	164	Bullet ... ..	7
Ear Forceps ... ..	46	Excision Splint ... ..	147	Tooth ... ..	74—76
Laryngoscope ... ..	55	Scissors ... ..	24, 42	Eye :—	
Nose Speculum ... ..	49	Splints ... ..	145, 152	Douches ... ..	37, 48
Duplex Clinical Thermometers ... ..	193	Electric Lamps ... ..	53, 184	Electrodes ... ..	181
Dupuytren's :—		Electrodes ... ..	173, 179, 182—185	Instruments in Cases ... ..	35
Leg and Thigh Splint ... ..	150	Electrolysis :—		Knives ... ..	40
Lithotome ... ..	93	Battery ... ..	183	Lid Retractors ... ..	39
Durham's :—		Needles ... ..	181	Needles ... ..	36, 41
Canula and Pilot ... ..	65	Electro-magnetic Machines ... ..	182	Probes ... ..	36
Larynx Forceps ... ..	62, 63	Electro-plated Catheters ... ..	83	Scoops ... ..	40, 41
Urethra Syringe ... ..	94	Elevators ... ..	17, 18, 73, 105	Shades ... ..	37
Dwarf Respirator ... ..	208	Ellis's Clavicle Apparatus ... ..	144	Eyes, Artificial ... ..	39
Dyed Silk ... ..	29	Embalming Syringe ... ..	199	<b>F</b>	
Dynamometer ... ..	193			Fæcal :—	
				Scoop ... ..	98
				Urinal ... ..	169
				Family Douches ... ..	124



	PAGE		PAGE		PAGE
Fancourt Barnes's Cephalotribes	121	Floating Thermometer	205	Fränkel's :—	
Farabœuf's :—		Fluid Combination Pessaries	116	Ear Forceps	46
Bone Forceps	17	Flute Key Stomach Pump	69	Nose Speculums	49
Resection Saw	16	Foal Hooks	214	Tongue Depressor	58
Rugines	18	Fœtus Skull	201	Trocars	32
Farmer Miles's Écraseur	213	Folding :—		Franklin's Patent Spray	68
Fauvel's Larynx Forceps	62	Crutches	135	Freeman's Rectum Clamp	99
Feeding Apparatus for Lunatics	70	Sound	105	French :—	
Feet, Artificial	131, 132	Speculum	108	Bougie and Catheter Gauge	84
Felt Apparatus for Wry Neck	142, 143	Tooth Mirror	80	Cushions	165
Female :—		Foot Electrode	181	Suture Needles	217
Catheters	24, 83, 86	Foot Sling	136	Trusses	170
Douches	124	Forceps :—		Fulcrum	112
Grooved Staffs	92	Artery	8	Fuller's Tracheotomy Canulas	65
Urethra Dilators	88	Bone	17, 199	Funis Tube, Robertson's	122
Urinals	168, 169	Botany	189	Funnel End Stomach Tubes	70
Femoral Trusses	170, 172	Bryant's	100	Funnel :—	
Fenestrated :—		Bullet	7	Bed Sheet	167
Artery Forceps	8	Capsular	41	Mattress	167
Lithotomy Forceps	92	Cilia	36		
Ovum Forceps	123	Cleft Palate	56		
Fergusson's :—		Craniotomy	123		
Amputation Saw	7	Cutting	61, 202		
Bone Forceps	17	Cyst	113		
Cleft Palate Knife	56	Dressing	24, 78		
Interrupted Thigh Splint	151	Ear	46		
Leg and Thigh Splint	149	Entropium	36		
Lithotomy Knife	92	Extirpation of Eye-ball	36		
Necrosis Forceps	17	Fistula	112		
Necrosis Saw	16	Fixing	36		
Patella Splint	144	Gowing's Tooth	214		
Rectum Speculums	97	Hæmorrhoids	99, 100		
Stethoscope	191	Hæmostatic	113, 114		
Urethra Scoop	93	Hare-lip	61		
Vagina Speculum	108	Iris	36		
Fibula Splints	152	Larynx	62		
Field :—		Lithotomy	92		
Companion	9	Luxation	16		
Panniers	10	Necrosis	17		
Tourniquet	8	Obstetric	119, 121		
Field's Guillotine	64	Ovum	123		
Field's Tracheotomy Tube	215	Phimosis	94		
Filiform Bougies	89	Pin Cutting	61		
Fillet	123	Polypus	49, 111		
Fine Hooks	100, 123	Sequestrum	17		
Finger :—		Sinus	24		
Amputation Saw	7	Spring	15, 17, 24, 42, 63, 199		
Protectors	54	Stopping	78		
Ring Needle Holder	36	Throat	63		
Splints	148	Tonsil	62		
Stall	160	Tooth	74—76		
Firing Irons	214	Torsion	24		
Fistula :—		Tumour	93		
Knives	112	Urethra	93		
Needles	112	Wecker's	42		
Fixing Forceps	36				
Fleams	212, 213	Forks for :—			
Fleet-Surgeons' Operation Case	6	Artificial Arm and Hand	129		
Fleming's Suture Needle Holder	213	Sutures	112		
Flexible :—		Forks, Sound	45		
Catheters	83	Foulis's Tourniquet	8		
Caustic Catheter	110	Fox's Tooth Keys	80		
Saw	16	Fracture Apparatus	140, 144, 147—152		
Sprays for Nose	68	Frænum Scissors	122		
Stem Probangs	60	Frames for protecting the Legs in			
Throat Forceps	63	Bed	136		

## G

Gags for :—	
Bullocks	215
Mouth	58
Sheep	215
Gaiffe's :—	
Batteries	180
Galvanometers	182, 186
Galabin's Pessaries	116
Galante's Bag for Epistaxis	49
Galezowski's :—	
Fixing Forceps	36
Ophthalmoscope	38
Padded Cushion	38
Strabismometer	38
Galvanic Apparatus	177—184
Galvanometers	182, 186
Gariel's Pessaries	116
Gas :—	
Apparatus, Clover's	13, 73
Lamps	42, 53, 190
Gauges for :—	
Bougies and Catheters	83, 85
Drainage Tube	28
Œsophagus Bougies	63
Rectum Bougies	98
Gauntlet for Post-mortem Examination	202
Gauze :—	
Arm Slings	136
Wire Splints	147
General Operation Knife	25
Gentlemen's Belts	161
Gibbs's Throat Syringe	60
Gillingham's Suspension Apparatus	141
Gilt Urinometer	193
Glass :—	
Drainage Tubes	115
Insufflator	59
Rectum Speculums	97
Rod for Acids	47, 110
Thermometers	205
Urinometers	193



	PAGE		PAGE		PAGE
Glasses :—		Griffin's Vagina Speculum	108	Hammers, Post-mortem ...	199
Pulse ...	191	Gristock's Uterus Scissors	109	Hand Ball Sprays ...	29, 68
Test ...	38	Grooved Staffs ...	92	Hand Bellows for Sprays ...	29
Trial, for Urine ...	195	Gross's :—		Hand Splints ...	147, 148
Glauert's Constant Current Bat-		Flexible Catheter ...	83	Hands, Artificial ...	129, 153
teries ...	178	Urethra Dilator ...	88	Handle, Cousins's Patent ...	14
Globular Pessaries ...	116	Grove's Vaccine Case ...	19	Hanks's Trocar and Canula ...	65
Gloves for Post-mortem Examina-		Gruber's :—		Hare-lip Instruments ...	61
tion ...	202	Ear Speculum ...	45	Harrison's (R. A.) :—	
Glycerine :—		Knife ...	47	Catheter ...	86
Suppositories... ..	98	Guarded :—		Irrigator ...	87
Syringe ...	98	Curette ...	41	Mucus Catheter ...	93
Godfrey and Cooke's Chloride of		Director ...	24	Prostate Dilators ...	88
Ammonium Inhaler ...	67	Guillotine ...	64	Urethra Dilator ...	88
Godson's :—		Hernia Knife ...	16	Harrison's Eye Shade ...	37
Dressing and Operation Case	119	Larynx Lancet ...	61	Hausmann's Inhaler ...	208
Perforator ...	122	Throat Syringe ...	64	Haversack, Surgeons' ...	9
Pessary ...	116	Guillotines ...	64	Hawkbill Tooth Forceps ...	76
Tent Introducer ...	105	Gum-elastic :—		Head :—	
Uterus Dilators ...	107	Bougies ...	83	Electric Lamp ...	53
Golding Bird's Trachea Dilator...	66	Catheters ...	84—86	Ice Bag ...	168
Gooch's Splint ...	148	Eustachian Catheter ...	45	Rest, Tripod ...	199
Goodwin's Balling Gun ...	211	Pessaries ...	117	Heart :—	
Gordon's Forceps and Punch ...	73	Prostate Dilator ...	88	Cone Measure for ...	201
Gorgetts ...	92	Rectum Speculum ...	97	Ice Bag ...	168
Gouge Forceps ...	17	Rectum Tube ...	98, 101	Heath's :—	
Gouges ...	18	Stomach Tubes ...	70	Palate Saw ...	14
Gouley's :—		Vagina Speculums ...	108	Splint for Excision of Elbow	147
Filiform Bougies ...	89	Vagina Tubes ...	126	Hegar's Uterus Dilators ...	107
"Tunnelled" Catheter ...	86	Gum Lancets ...	79, 80	Helmet Ice Bag ...	168
Gowan's :—		and Nævus Needle ...	25	Hernia :—	
Mouth Gag ...	58	and Paget's Knife ...	25	Belts ...	159
Starch Bandage Shears ...	173	and Syme's Knife ...	25	Instruments ...	16, 25
Gowing's Tooth Instruments ...	214	and Tenaculum ...	25	Hewitt's :—	
Gowlland's :—		Guns, Balling ...	211, 212	Obstetric Forceps ...	120
Bistoury ...	100	Gunshot Probe ...	7	Pessaries ...	116
Cautery Iron... ..	99	Guthrie's :—		Vagina Speculum ...	108
Clamp ...	99	Strabismus Hook ...	41	Hey's Saw ...	14, 16
Director ...	100	Strabismus Knife ...	40	Heywood Smith's :—	
Douche ...	124	Gutta-percha Pessary ...	116	Curette ...	105
Probe... ..	100	Guy's Hospital Elevator... ..	73	Ovum Forceps ...	123
Rectum Speculums ...	97	Gynæcology Needles, Hagedorn's	27	Sound ...	105
Vagina Tube and Sponge ...	126			Hicks's (Braxton) :—	
Graduated :—				Cephalotribes ...	121
Bougie ...	83			Écraseurs ...	111
Catheters ...	86			Hicks's (J.) Milk Tester ...	206
Sounds ...	105			Higginson's Enemas ...	125
Graefe's :—				Hill's :—	
Cataract Knives ...	40			Dog Forceps ...	215
Entropium Forceps ...	36			(Berkeley) Urethrotome ...	93
Eyelid Retractors ...	39			Hilliard's Vaccinator ...	19
Fixing Forceps ...	36			Hilton's :—	
Strabismus Hooks ...	41			Canula ...	65
Syphon Douches ...	37			Speculum ...	97
Grafting Scissors ...	28			Hinged :—	
Greenhalgh's :—				Arm Splints ...	148
Metrotome ...	109			Tongue Depressors ...	58
Obstetric Bag ...	118			Hip Splints ...	145
Perforator ...	122			Hirschberg's Ophthalmoscope ...	38
Pessaries ...	116			Histological Microscopes ...	190
Uterus Dilator ...	106			Hobbies, Casting ...	212
Uterus Stem ...	106			Hodge's Pessaries ...	117
Greenslade's Fracture Cradle ...	136				
Greenway's Irrigation Tube ...	126				

H

Hæmorrhoids :—	
Fine Hook for ...	100
Forceps for ...	99, 100
Needle for ...	100
Hæmostatic Forceps ...	113, 114
Hagedorn's :—	
Gynæcology Needles... ..	27
Needle Holders ...	26
Suture Needles ...	27, 112
Veterinary Needles ...	216, 217
Hahn's Tracheotomy Canula ...	65
Hainsby's Hare-lip Truss ...	61
Half Curved Suture Needles, 26, 27	36, 216, 217
Hall's Knife, Uterus ...	109
Hall Davis's Craniotomy Forceps	123
Hammer Toe Plate ...	137
Hammer :—	
and Hook ...	214
and Pleximeter ...	191



	PAGE		PAGE		PAGE
<b>Holders for :—</b>		<b>Hurd's Pessaries</b> ... ..	116	<b>Invalid :—</b>	
Book ... ..	129	<b>Husband's Capillary Tubes</b> ... ..	19	Bed Tables ... ..	157
Card ... ..	129	<b>Hutchinson's :—</b>		Chairs ... ..	157
Catheter ... ..	84	Catheter ... ..	86	<b>Iodoform Dredgers</b> ... ..	28, 59
Caustic ... ..	60	Ovariectomy Clamp ... ..	114	<b>Iridectomy Knives</b> ... ..	40
Needles ... ..	26	<b>Hydrocele :—</b>		<b>Iris :—</b>	
<b>Holmes's Perforator</b> ... ..	122	Suspenders ... ..	162	Forceps ... ..	36
<b>Holt's :—</b>		Syringes ... ..	94	Hook ... ..	41
Catheter ... ..	84	Trocars ... ..	31, 94	<b>Iron :—</b>	
Urethra Dilator ... ..	88	<b>Hypodermic Syringes</b> ... ..	30, 213	Dumb Bells ... ..	163
<b>Hooks :—</b>				Dyed Silk ... ..	29
Blunt ... ..	112			Elbow Splints ... ..	147
Botany ... ..	189			Leg and Thigh Splints ... ..	149—151
Chain ... ..	202			<b>Irons :—</b>	
Cleft Palate ... ..	56, 57			and Boots ... ..	137—139
Driving, for Artificial Arm ... ..	129			Balling ... ..	211
Ear ... ..	46, 47			Cautery ... ..	99, 114
Embryotomy ... ..	214			Firing ... ..	214
Eye ... ..	41			<b>Irreducible Hernia Trusses</b> ... ..	171, 172
Foal ... ..	214			<b>Irrigator, Eguisier's</b> ... ..	102
For Artificial Arm ... ..	129			<b>Irrigation Tubes :—</b>	
Fractured Patella ... ..	144			Greenway's ... ..	126
Nose ... ..	47			Nose ... ..	48
Obstetric ... ..	122, 123			<b>Irrigators :—</b>	
Ollier's ... ..	14			Harrison's (R. A.) ... ..	87
Releasing, for Compound				Woakes's ... ..	50
Pulleys ... ..	144			<b>Ivory Separator, Thompson's</b> ... ..	92
Salmon's ... ..	100				
Sims's ... ..	112				
Trachea ... ..	66				
Uterus ... ..	105				
Veterinary ... ..	213, 214				
<b>Horn Mounted Lenses</b> ... ..	189				
<b>Horse :—</b>					
Catheters ... ..	212				
Shoe Pad Trusses ... ..	170, 172				
<b>Hospital :—</b>					
Aspirator ... ..	32				
Enema Apparatus ... ..	102				
Instrument Cabinet ... ..	3				
Stretchers ... ..	20				
<b>Hot :—</b>					
Air Baths ... ..	206				
Water Bags ... ..	168				
Water Bottles ... ..	166				
<b>How's Scalars</b> ... ..	79				
<b>Howe's Fracture Cradle and</b>					
<b>Splint</b> ... ..	136				
<b>Huggett's :—</b>					
Enamelled Tubes ... ..	30				
Permanent Solutions ... ..	30				
<b>Hughes's Stethoscope</b> ... ..	191				
<b>Huguier's Sound</b> ... ..	105				
<b>Hulke's Suture Needle</b> ... ..	41				
<b>Hull's Uterus Truss</b> ... ..	171				
<b>Human :—</b>					
Bones ... ..	201				
Skeleton ... ..	201				
<b>Humerus Splints</b> ... ..	145, 152				
<b>Hunter Mackenzie's Inhalers</b> ... ..	208				
<b>Hunter's Hypodermic Syringe</b> ... ..	30				
<b>Hunting :—</b>					
Belt ... ..	161				
Suspender ... ..	162				
Urinal ... ..	169				
</					







	PAGE		PAGE		PAGE
Ligature :—		McDougall's Caustic Catheter ...	85	Maw's—continued.	
Carrier ... ..	100	McGavin's Embryotomy Knife ...	211	Nose :—	
Case ... ..	29	McIntyre's Leg and Thigh Splint	149	Douches ... ..	48
Trough ... ..	28	Machines :—		Speculums ... ..	49
Ligatures ... ..	29	Bandage Rolling ... ..	160	Syringes ... ..	48
Linear Cataract Knives ... ..	40	Electro-Magnetic ... ..	182	Rectum Speculums ... ..	97
Lined Splints ... ..	148	Spine ... ..	142	Scalers ... ..	79
"Link" Thermometer ... ..	193	Magnifying Lenses ... ..	189, 196	Sprays ... ..	29
"Lion" Forceps ... ..	17	Mahogany Cabinet Thermometers	205	Stoppers ... ..	79
Lisfranc's Amputation Knife ...	7	Maisonneuve's Urethrotome ...	93	Throat Syringe ... ..	60
Lister's :—		Male and Female Catheters ...	24	Tourniquet ... ..	8
Artery Forceps ... ..	8	Male Urinals ... ..	168, 169	Urethra Syringe ... ..	94
Catheters in Case ... ..	86, 90	Malgaigne's Hooks ... ..	144	Vaccinator ... ..	19
Elevator ... ..	18	Mallet Pluggers ... ..	77	Maxilla Saws ... ..	14, 16
Sound ... ..	89	Mallets ... ..	18	Meadows's :—	
Sprays ... ..	29, 68	Mallets for Post-mortem Examina-		Écraseur ... ..	111
Suture Needles ... ..	26, 27	tions ... ..	199	Vagina Speculum ... ..	108
Tourniquet ... ..	8	Mane Pullers ... ..	214	Measuring Tape ... ..	193
Liston's :—		Marconi's Laryngoscope ... ..	55	Medicated Pessaries ... ..	110
Amputation Knives ... ..	7	Marshall's Osteotrite ... ..	18	Menthol Inhalers ... ..	67
Artery Forceps ... ..	8	Martineau's Ear Trumpet ... ..	50	Mercier's Sound ... ..	89
Leg and Thigh Splints ... ..	150	Mask, Skinner's Chloroform ...	13	Metacarpus Saws ... ..	7, 14
Lithotomy Knife ... ..	92	Mason's (F.) :—		Metal :—	
Nævus Needle ... ..	15	Awl for Cleft Palate ... ..	56	Catheters ... ..	83, 86
Sound ... ..	89	Chisel ... ..	56	Clinical Thermometer ... ..	193
Lithotomes ... ..	93	Elbow Splints ... ..	147	Inhalers ... ..	67
Lithotomy Instruments ... ..	92	Laryngoscope ... ..	54	Mounted Glass Tubes for	
Lithotrites ... ..	91	Lithotomy Straps ... ..	92	Huggett's Hypodermic	
Little's :—		Mouth Gag ... ..	56	Solutions ... ..	30
Abductor for Genu valgum ...	137	Needles ... ..	57	Pus Basins ... ..	28
Shoes for Talipes ... ..	139, 140	Raspatory ... ..	56	Rectum Speculums ... ..	97
Live Foal Hook ... ..	214	Scissors ... ..	56	Respirators ... ..	208
Lloyd's Bronchitis Kettle ... ..	67	Massage Apparatus ... ..	173	Stethoscopes ... ..	191
Lonsdale's Splint for Fractured		Mathews's Craniotomy Forceps ...	123	Urinometer ... ..	193
Patella ... ..	144	Mathieu's :—		Methylene Inhaler (Junker's) ...	13
Loring's Ophthalmoscope ... ..	38	Ear Forceps ... ..	46	Metrotomes ... ..	109
Lowder's Vectis ... ..	123	Guillotine ... ..	64	Meyer's Pessaries ... ..	116
Lowe's Water Test ... ..	206	Instruments for Writers'		Microscope Lamps ... ..	190
Lowndes's Spirometer ... ..	192	Cramp ... ..	140	Microscopes ... ..	190
Lucas's Ear Forceps ... ..	46	Matthews Duncan's Cyst Forceps	113	Middlesex Chloroform Inhaler ...	13
Luer's :—		Mattresses ... ..	165, 167	Miles's :—	
Guillotine ... ..	64	Maunder's Spray Producer ... ..	68	Caponising Instruments ... ..	216
Trachea Dilator ... ..	66	Maw's :—		Écraseur ... ..	213
Luke's Fracture Frame ... ..	136	Artery Forceps ... ..	8	Milk :—	
Lumbar Ice Bag ... ..	168	Aspirator ... ..	32	Testers ... ..	206
Lunar Caustic Points ... ..	207	Bronchitis Kettle ... ..	67	Tubes ... ..	205
Lunatic Feeding Apparatus ... ..	70	Capillary Tubes ... ..	19	Milne Murray's Obstetric Forceps	121
Luxation Forceps ... ..	16	Chloroform Bottle ... ..	13	Minor Operation Cases and In-	
Lyon's Urethra Dilator ... ..	88	Douches ... ..	37	struments ... ..	15
		Dredgers ... ..	59	Miott's Otoscope ... ..	45
		Drop Bottle ... ..	13	Miraud's Haemostatic Forceps ...	114
		Ear Speculum ... ..	45	Mirrors :—	
		Ear Syringes ... ..	48	Ear ... ..	45
		Ear Trumpets ... ..	50	Throat ... ..	54
		Eustachian Catheters ... ..	45	Tooth ... ..	80
		Expanding Snares ... ..	63	Moc-Main Trusses ... ..	170, 171
		General Operation Knife ... ..	25	Moleskin and Web Knee-cap ...	164
		Hypodermic Syringe ... ..	30	Money Clip Probangs ... ..	60
		Inhalers ... ..	67	Monnoyer's Fixing Forceps ... ..	36
		Insufflators ... ..	50	Monocular Microscopes ... ..	190
		Lamps ... ..	42, 53	Moon's Apparatus for Fractured	
		Laryngoscopes ... ..	55	Jaw ... ..	144
		Mouth Wedge ... ..	58	Morgan's Aspirator ... ..	87
		Needle Holders ... ..	26		

## M



	PAGE		PAGE		PAGE
Morrant Baker's Tracheotomy Canula ... ..	65	Nitric Acid :— Bottle and Vulcanite Case ... ..	195	Oval :— Bed Pan ... ..	166
Morris's Nephrotomy Instruments	90	Canula, Atthill's ... ..	110	Pessaries ... ..	116
Morton's Ophthalmoscope ... .	38	Nitrous Oxide Apparatus, Clover's	13, 73	Ovariectomy Instruments... ..	114
Moulded Splints ... ..	152	Nose :— Artificial ... ..	50	Oviform Pessaries ... ..	116
Moulds ... ..	207	Brush ... ..	49	Ovum Forceps ... ..	123
Mouth :— Gags ... ..	56, 58	Dilators ... ..	49		
Wedges ... ..	58	Douches ... ..	48	<b>P</b>	
Movable Pointed Hare-lip Pins	61	Forceps ... ..	49	Padded :— Crimean Splints ... ..	14
Mucus Catheter, Harrison's ...	93	Insufflator ... ..	48	Cushion, Galezowski's ... ..	38
Mudge's Inhaler ... ..	67	Irrigation Tube ... ..	48	Wood Splints for Tibia ... ..	138
Murphy's Chloroform Inhaler ...	13	Probes ... ..	50	Pads for Ears (outgrowing) ... ..	50
Murray's Chloroform Inhaler ...	13	Saw ... ..	14	Flat Feet ... ..	140
Muscle Beaters ... ..	173	Speculums ... ..	49, 50	Paget's :— Abscess Knife ... ..	15, 25
Muslin Bandages ... ..	160	Splint ... ..	140	Knife and Gum Lancet ... ..	25
		Sprays ... ..	48, 68	Knife and Scalpel ... ..	25
<b>N</b>		Tubes ... ..	48, 70	and Syme's Knives ... ..	25
Nachet's Ophthalmoscope ... .	38	Nott's Vagina Speculums ... ..	108	Palate Saw, Heath's ... ..	14
Nævus :— Needle ... ..	15	Noyes's :— Eustachian Catheter ... ..	45	Paley's Apparatus for Feed- ing Lunatics ... ..	70
Needle and Gum Lancet ... ..	25	Eyelid Retractor ... ..	39	Palfrey's :— Belt ... ..	159
Nail Scissors ... ..	206			Douche ... ..	124
Napier's :— Pessary ... ..	116	<b>O</b>		Potassa Fusa Holder ... ..	110
Retention Catheters... ..	84	O'Beirn's :— Brass Enema ... ..	102	Panniers, Field ... ..	10
Nares, Posterior, Spray for ...	68	Rectum Tubes ... ..	98, 101	Pans, Bed ... ..	166
Navy Regulation Operation Cases	6	Obstetric :— Bags ... ..	117—119	Paquelin's Thermo-Cautery ...	186
Neck Pillow ... ..	166	Cases ... ..	117, 118	Para-rubber Bandages ... ..	160
Necrosis Instruments ... ..	14, 16—18	Forceps ... ..	119—121	Parallel Bladed Clamps ... ..	99
Needle Holders ... ..	26, 36, 112, 115	O'Dwyer's Instruments for Intuba- tion of Larynx ... ..	65	Parker's Chloroform Inhaler ...	13
Needlepoin Test Drum... ..	36	Æsophagus :— Bougies ... ..	63	Parker's (R.) :— Retractor ... ..	66
Needles :— Acupressure ... ..	27	Gauges ... ..	63	Tracheotomy Canulas ... ..	65
Aneurism ... ..	15, 25	Oil Lamps ... ..	42, 53, 190	Partsch's Insufflator ... ..	59
Aneurism, and Director ... ..	24	Ointment :— Introducer, Smith's ... ..	94	Patella :— Cap ... ..	144
Aneurism, and Syme's Knife ...	25	Positor, Barnes's ... ..	110	Splints ... ..	144, 149
Aneurism, and Tenaculum ... ..	25	Tube, Allingham's ... ..	98	Patent :— Clinical Thermometers ... ..	193
Botany ... ..	189	Oldham's :— Hook ... ..	123	Handle, Cousins's ... ..	14
Cleft Palate ... ..	56, 57	Perforator ... ..	122	Pessaries ... ..	116
Electrolysis ... ..	181	Oliver's Urine Test Apparatus	194, 195	Spray, Franklin's ... ..	68
Exploring ... ..	24, 213	Ollier's Hooks ... ..	14	Urinometers ... ..	193
Exploring, and Caustic Case ...	24	One Minute Clinical Thermometer	193	Pattens for Hip Splint ... ..	146
Eye ... ..	36, 41	Opal Urine Test Glass ... ..	195	Pean's :— Canula and Pilots ... ..	65
Hæmorrhoids ... ..	100	Opaque Clinical Thermometer ...	193	Hæmostatic Forceps ... ..	113, 114
Hernia ... ..	16	Operation :— Cases (Capital) ... ..	4	Peaslee's :— Caustic Tube ... ..	110
Perinæum ... ..	112	Cases, Minor... ..	15	Metrotome ... ..	109
Post-mortem ... ..	202	Chair ... ..	20, 115	Pedicle :— Chisels, Spine ... ..	201
Seton ... ..	211, 214	Instruments, Minor ... ..	15	Needle ... ..	115
Suture ... ..	26, 27, 36, 216, 217	Knives ... ..	25	Pellier's Eyelid Retractor ...	39
Tattooing ... ..	41	Table ... ..	20	Pelvimeter, Earle's ... ..	122
Tubular ... ..	112	Ophthalmoscopes ... ..	38	Pelvis ... ..	201
Nélaton's :— Cyst Forceps ... ..	113	Oral Respirators ... ..	208	Pemberton's Hand Splint ...	147
Gunshot Probe ... ..	7	Orinasal Respirators ... ..	208	P. and O. Operation Case ...	4
Radius Splint ... ..	148	Ormsby's Chloroform Inhaler ...	13	Penholder, for Artificial Arm and Hand ... ..	129
Nephrotomy Instruments, Morris's	90	Osteotomy Saw ... ..	14	Percussion Thimble ... ..	191
Neuber's Drainage Tube ... ..	28	Osteotrites... ..	18		
Neugebauer's Vagina Speculums .	108	Otis's Aspirator ... ..	87		
Neurotomy Knife ... ..	211	Otoscopy ... ..	45		
Neville's Obstetric Forceps ...	121				
Neville's Leg and Thigh Splints	136				
Nicholls's Ear Speculum... ..	45				
Night Urinals ... ..	168, 169				
Nitrate of Silver Probe ... ..	110				



	PAGE		PAGE		PAGE
Percuteur for Massage ...	173	Polypus :—		<b>Q</b>	
Perforated :—		Canulas ...	49	Quadruple Lens ...	189
Drainage Tubes ...	115	Écraseur ...	49	Querschen's Ear Forceps ...	46
Para-rubber Bandages ...	160	Forceps ...	49, 111	Quill for Premature Labour ...	109
Zinc Splints ...	148	Ponteau's Bladder Trocar ...	94	Quittor Syringes ...	212
Perforators ...	17, 122	Porcupine Quill, for Premature Labour ...	109		
Perimeter, Badal's ...	39	Poroplastic Apparatus for :—		<b>R</b>	
Permanent Solutions, Hypodermic, Huggett's ...	30	Fractured Jaw ...	144	Rack-action Uterus Dilator ...	106
Perrin's Artificial Eye, for Demonstration ...	39	Patella ...	144	Radius Splints ...	147, 148, 152
Pessaries ...	116, 117	Spine ...	143	Railway :—	
Pessaries, Medicated ...	110	Wry Neck ...	143	Catheter ...	84
Pessary Moulds ...	207	Poroplastic :—		Companion ...	9
Petit's Screw Tourniquet ...	8	Splints ...	152	Ramsbotham's :—	
Pewter Syringes ...	94, 102, 126, 213	Support for Talipes ...	139	Decapitator ...	122
Phantomes for Demonstration ...	39	Post-mortem Instruments ...	199, 200	Obstetric Forceps ...	120
Pharynx Douche, James's ...	60	Post-mortem Table ...	201	Raspatories ...	17, 18, 56
Philpots :—		Potain's Aspirator ...	32	Rasps, Veterinary ...	212
Dry Inhaler ...	67	Potassa Fusa Holder, Palfrey's ...	110	Ratan Cane Splints ...	148
Insufflator ...	50, 59	Pott's :—		Rauchfauss's Insufflators ...	59
Phimosis Instruments ...	94	Arm Splint ...	148	Razor, Corn ...	19
Phrenology Head ...	206	Spine Machines ...	142	Reading Eye Shade ...	37
Piercer, Ear ...	50	Potter's Syringe and Sound ...	110	Recamier's Curette ...	105
Pilcher's Eustachian Catheter ...	45	Prepuce Dilators ...	94	Reclining Couches ...	143
Pillows :—		Pressure Forceps ...	24, 113	Rectum :—	
Air ...	165, 166	Pricker, Lens ...	41	Belts ...	159
Water ...	167	Priestley's Uterus Dilator ...	106	Bistouries ...	100
Pins :—		Pritchard's Straps ...	92	Bougies ...	98
Hare-lip ...	61	Pritchard's Tooth Forceps ...	215	Clamps ...	99
Safety, Cousins's ...	160	Probangs :—		Cooler ...	98
Pipes :—		Sponge ...	60	Dilating Bag ...	92
Rectum ...	101	Veterinary ...	212	Dilator ...	100
Vagina ...	126	Probes for :—		Gauge ...	98
Pipettes, Stork's ...	60	Dressing ...	24	Plugs ...	98
Plaited Silk ...	26, 29	Ear ...	47, 50	Scoop ...	98
Plaster of Paris Bandages ...	160	Eye ...	36, 37	Speculums ...	97
Plate and Tube for Supra-pubic Operations ...	92	Fauces ...	60	Syringes ...	101
Plates for :—		Gunshots ...	7	Truss ...	171
Flat Feet ...	140	Lachrymal Duct ...	37	Tubes ...	98
Hammer Toes ...	137	Nitrate of Silver ...	110	Reeded Cushions ...	165
Playfair's :—		Nose ...	50	Reeves's :—	
Can Douche ...	124	Rectum, Gowlland's ...	100	Rectum Speculum ...	97
Probe ...	110	Tents ...	106	Shoe for Talipes ...	139
Plessers ...	191	Uterus and Vagina, Playfair's ...	110	Registered :—	
Pleximeters ...	191	Veterinary Use ...	213	Breast Relievers ...	206
Pluggers, Mallet ...	77	Prostate Catheters ...	83, 85, 86	Urethra Syringe ...	94
Plugs, Rectum ...	98	Protectors, Finger ...	54	Releasing Hooks for Compound Pulleys ...	144
Pocket :—		Prout's Knife ...	47	Relievers, Breast ...	206
Bougie and Catheter Gauge ...	85	Prout's Urine Test Case ...	194	Repellers, Gowing's ...	214
Cases ...	23, 24	Puller, Mane ...	214	Resection Instruments ...	16, 18
Cases, Veterinary ...	213	Pulleys, Extension ...	146	Reservoir Enema ...	102
Politzer's :—		Pulse Glass ...	191	Respirators ...	208
Air Bags ...	47	Pumps for :—		Retention Catheters ...	84, 112
Ear Forceps ...	46	Breast ...	206	Retractors for :—	
Ear Speculums ...	45	Dry-Cupping ...	14	Eye ...	39
Eustachian Catheter ...	45	Feeding Lunatics ...	70	Mouth ...	58
Nose Syringe ...	48	Stomach ...	69	Ovariectomy ...	115
Pollock's Canula ...	65	Punch, Tooth ...	73	Post-mortem Operations ...	202
Pollock's Rectum Clamp ...	99	Pus Basins ...	28, 48	Resection ...	14, 18
Polyptone ...	109	Pyiform Pessaries ...	116	Trachea ...	66
Polyptrite, Aveling's ...	111			Retroversion Pessaries ...	116
				Rhinoscope ...	50







	PAGE		PAGE		PAGE
Signoroni's Tourniquet ...	8	Skin :—		Spine :—	
Silk, Turner's Plaited ...	26, 29	Grafting Scissors ...	28	Apparatus ...	141—143
Silk-covered :—		Knee-caps ...	164	Chisels for dividing the	
Chest Expanders ...	163	Skinner's :—		Pedicles of the Spine ...	201
Ear Trumpet ...	50	Chloroform Drop Bottle ...	13	Cushions ...	165, 166
Silk Web :—		Chloroform Mask ...	13	Electrodes ...	179, 185
Bougies ...	83	Ether Inhaler ...	13	Ice Bag ...	168
Catheters ...	84	Skull Coronet ...	199	Saw ...	16
Silkworm Gut Ligatures ...	29	Skulls ...	201	Water Bag ...	168
Silver :—		Sledge Coil, Dubois Raymond's ...	186	Wrench ...	199
Catheters ...	83	Sleeve for Post-mortem Examina-		Spine ...	201
Caustic Cases ...	24	tions ...	202	Spiral Wire :—	
Mounted Throat Syringes ...	60	Slide-action Ear Forceps ...	46	Drainage Tube ...	28, 29
Wire ...	26	Sliding :—		Knee-cap ...	164
Simpson's (Sir James) :—		Arm Slings ...	136	Spirometer, Lowndes's ...	192
Craniotomy Forceps ...	123	Artery Forceps ...	8	Splints for :—	
Metrotome ...	109	Catheters ...	83	Ankle ...	145, 146, 152
Obstetric Forceps ...	120, 121	Nose Polypus Forceps ...	49	Arm ...	148, 152
Ovum Forceps ...	123	Needle Holder ...	26, 115	Army (Box) ...	151
Perforator ...	122	Pad Trusses ...	170, 172	Drop Wrist ...	137
Polyptone ...	109	Slings :—		Elbow ...	145, 147, 152
Sound ...	105	Arm ...	136	Fibula ...	152
Tubular Needles ...	112	Foot ...	136	Fingers ...	148
Uterus Dilator ...	107	Smellie's Perforators ...	122	Fore-arm ...	148
Uterus Stem ...	106	Smith's (Albert) Pessaries ...	116	Fractured Patella ...	144, 149
Vagina Speculum ...	108	Smith's (T.) :—		Hand ...	147, 148
Simpson's :—		Cleft Palate Needles ...	57	Hip Joint ...	145, 146
Basilyst ...	122	Hare-lip Forceps ...	61	Humerus ...	145, 147, 152
Traction Forceps ...	121	Mouth Gag ...	58	Knee ...	145—147, 152
Sims's :—		Needle Holder ...	57	Leg ...	149—152
Angular Scissors ...	109	Smooth-pointed Aluminium Probe ...	60	Radius ...	147, 148, 152
Curette ...	105	Snares :—		Talipes ...	139, 140
Dawson's Speculum ...	108	Expanding ...	63	Tenotomy ...	140
Elevator ...	105	Jarvis's ...	50	Thigh ...	145, 149, 151, 152
Enucleator ...	100	Thomas's ...	49	Tibia ...	138
Fistula Needles ...	112	Snow's Chloroform Inhaler ...	13	Sponge :—	
Folding Speculum ...	108	Soft Rubber Rectum Tubes ...	101	Holders ...	110
Griffith's Speculum ...	108	Sole for Flat Foot ...	140	Probangs ...	60
Kristeller's Speculum ...	108	Solutions, Huggett's Permanent ...	30	Tents ...	106
Metrotome ...	109	Sonde à Dard ...	91	Tent Forceps ...	106
Operation Chair ...	20, 115	Sound and Syringe, Potter's ...	110	Urinals ...	168
Perinæum Needle ...	112	Sound :—		Spooner's Tracheotomy Tube ...	211
Retention Catheter ...	112	Deadeners ...	48	Spoons for :—	
Sounds ...	105	Forks ...	45	Artificial Hand ...	129
Thomas's Speculum ...	108	Sounds ...	89, 92, 105	Eye ...	42
Uterus Depressor ...	105	Southey's Trocars ...	31	Spratley's Vaccinator ...	19
Uterus Hook ...	105	Spade Director ...	213	Sprays :—	
Vagina Dilator ...	106	Spamer's Batteries ...	177, 183	Bellows for ...	68
Vagina Speculums ...	108	Spanton's :—		Ether ...	29
Single :—		Hernia Instruments ...	16	Nose ...	48
Action Bandage Machines ...	160	Truss ...	172	Steam ...	29
Action Eye Douches ...	37	Spatulas :—		Throat ...	68
Curette ...	105	Dressing ...	24	Spring :—	
Eye Shades ...	37	Jaeger's ...	39	Artery Forceps ...	8, 24
Horn Lens ...	189	Post-mortem ...	202	Dressing Forceps ...	24
Jet Steam Spray ...	29	Streathfield's ...	41	Ear Pads ...	50
Schuft's Spoons ...	42	Tooth ...	78	Entropium Forceps ...	36
Spring Crutches ...	134	Speculums :—		Fixing Forceps ...	36
Trusses ...	171, 172	Ear ...	45	Fleams ...	212
Sinus :—		Nose ...	49, 50	Forceps ...	15, 24
Forceps ...	24	Rectum ...	97	Gag ...	58
Syringe, Gowlland's ...	100	Vagina ...	108	Scissors ...	42
Skeleton ...	201	Spencer Thomson's Hypodermic		Trachea Dilator ...	66
Skey's Tourniquet ...	8	Syringe ...	30	Uterus Dilator ...	106
		Sphygmograph ...	192		



	PAGE		PAGE		PAGE
Spuds, Eye ... ..	41	Students' Microscope ... ..	190	Tait's :—	
Squire's Urethra Syringe ... ..	94	Sturdy Instruments ... ..	214	Dilators ... ..	106
Staffs :—		Styles ... ..	37	Drainage Tube ... ..	115
Grooved ... ..	91—93	Suction Curettes ... ..	37	Écraseur ... ..	111
Syme's ... ..	93	Supports for :—		Ovariectomy Trocar ... ..	114
Teale's ... ..	91	Back ... ..	157	Ovum Forceps ... ..	123
Staff Surgeons' Operation Case ... ..	6	Breast ... ..	161, 163	Talipes Splints ... ..	139, 140
Stall, Finger ... ..	160	Leg ... ..	157	Tampon for Plugging the ... ..	65
Stanhope Lens ... ..	196	Tibia ... ..	137	Larynx ... ..	65
Stanley's Director ... ..	100	Suppositories, Glycerine ... ..	98	Tampon Introducer, Barnes's ... ..	110
Starch Bandage Shears ... ..	173	Suppository :—		Tape Measure for Chest ... ..	193
Statham's India-rubber Bandage ... ..	160	Mould ... ..	207	Tattooing Needle ... ..	41
Steam :—		Tube ... ..	98	Taube's Batteries ... ..	177, 178
Kettles ... ..	67	Surface Clinical Thermometers ... ..	193	Taylor's :—	
Sprays ... ..	29, 68	Surgeons' Haversack ... ..	9	Spine Apparatus ... ..	143
Stearne's :—		Suspension Apparatus ... ..	141, 146	Vectis ... ..	42
Stethoscope ... ..	192	Suspensory Bandages ... ..	162	Teale's :—	
Urethra Dilator ... ..	88	Suture :—		Gorget ... ..	92
Stevenson's Electrodes ... ..	184, 185	Adjuster ... ..	112	Staff ... ..	91
Steel :—		Fork ... ..	112	Suction Curette ... ..	37
Brush for Cleft Palate ... ..	56	Needles ... ..	26, 27, 216, 217	Teat :—	
Docking Knife ... ..	212	Needles, Eye ... ..	41	Bistoury ... ..	215
Head Acupressure Needle ... ..	27	Needles, Fleming's ... ..	213	for Cleft Palate ... ..	56
Head Hare-lip Pins ... ..	61	Twister ... ..	112	Teevan's :—	
Mallet ... ..	18	Sweat Scrapers ... ..	212	Graduated Bougie ... ..	83
Supports for Legs and Feet ... ..	137—139	Swimming :—		Lithotomy Forceps ... ..	92
Tooth Mirror ... ..	80	Belt ... ..	166	Lithotomy Knife ... ..	92
Stem Pessaries ... ..	116	Collar ... ..	165	Lithotrite ... ..	91
Sternberg's Wire Retractor ... ..	14	Syme's :—		Urethrotome ... ..	93
Stethoscopes ... ..	191, 192, 213	Abscess Knives ... ..	15, 25	Telescope Enema ... ..	102
Stevens's Mallet Pluggers ... ..	77	Artery Forceps ... ..	8	Temple Scarificator ... ..	14
Stevens's Tooth Forceps ... ..	76	Staff ... ..	93	Temporary Urinals ... ..	169
Stick Crutches ... ..	135	Symon's Chloroform Drop Bottle ... ..	13	Tenaculum ... ..	15, 25, 92
Stilling's Canaliculus Knives ... ..	40	Symond's Vectis ... ..	123	Tenaculum and Hook ... ..	213
Stokes's (H. F.), Hip Splint ... ..	145	Syphon :—		Tenotomy :—	
Stokes's (W.), Stethoscope ... ..	191	Catheters ... ..	87	Knives ... ..	16
Stomach :—		Eye Douches ... ..	37	Splint ... ..	140
Pumps ... ..	69, 213	Feeders ... ..	70	Tent :—	
Syphons ... ..	69	Stomach ... ..	69	Forceps ... ..	106
Tubes ... ..	70	Trocars ... ..	31, 114	Introducers ... ..	105, 106
Stop-cock :—		Syringes for :—		Probes ... ..	106
Catheters ... ..	83	Anatomy ... ..	199	Tents ... ..	106
Trocars ... ..	31	Botany ... ..	189	Test :—	
Stop Needle ... ..	41	Catheters ... ..	87	Cabinets ... ..	194
Stoppers, Tooth ... ..	78, 79	Dentists ... ..	80	Cases ... ..	194, 195
Stork's Pipette ... ..	60	Ear ... ..	48	Glasses ... ..	38
Strabismometer ... ..	38, 39	Embalmings ... ..	199	Stands ... ..	195
Strabismus :—		Glycerine ... ..	98	Water, Lowe's ... ..	206
Hooks ... ..	41	Hypodermic Injection ... ..	30, 213	Testing Beads for Urine ... ..	193, 195
Knives ... ..	40	Lachrymal Duct ... ..	37	Teulon's Canaliculus Knife ... ..	40
Straight :—		Larynx ... ..	61	Thermo-Cautery, Paquelin's ... ..	186
Bistouries ... ..	15, 25	Rectum ... ..	101	Thermometers ... ..	193, 205
Cataract Needles ... ..	41	Sinus ... ..	100	Thigh Splints ... ..	149—152
Crutches ... ..	135	Throat ... ..	60, 64	Thimble, Percussion ... ..	191
Eye Scissors ... ..	42	Urethra ... ..	94	Thin Intestine Needles ... ..	27
Lithotomy Forceps ... ..	92	Vagina ... ..	124—126	Thomas's :—	
Perforators ... ..	122	Veterinary Use ... ..	212, 213	Ankle Splint ... ..	146
Polypus Canula ... ..	49			Back Current Pipe ... ..	126
Polypus Forceps ... ..	49			Chloroform Drop Bottle ... ..	13
Scissors ... ..	24			Depressor ... ..	105, 112
Suture Needles ... ..	27			Drainage Tube ... ..	115
Uterus Depressors ... ..	105			Hip Splint ... ..	146
Vulsellums ... ..	49			Knee Splint ... ..	146
Streathfield's Spatula ... ..	41			Larynx Lancet ... ..	61
Stretchers ... ..	20			Patten for Hip Splint ... ..	146

T

T Bandages ... ..	160
Table for Bed Use ... ..	157
Table Lamps ... ..	42, 53
Tables :—	
Operation ... ..	20
Post-mortem ... ..	201



	PAGE		PAGE		PAGE
Thomas's— <i>continued</i> .		Torsion :—		Tubes— <i>continued</i> .	
Pessaries ... ..	116	Artery Forceps ... ..	8, 24	Supra-pubic Operation ...	92
Snare ... ..	49	Clams ... ..	215	Toynbee's ... ..	45
Uvula and Tonsil Scissors ...	64	Toswell's Stomach Pump ...	69	Vagina ... ..	126
Wrenches ... ..	146	Tourniquets ... ..	8	Tubular :—	
Thomson's Tooth Elevators ...	73	Toynbee's :—		Needles ... ..	112
Thomson's (Spencer) Hypodermic Syringe ... ..	30	Diagnosis Tube ... ..	45	Ovariectomy Trocars ...	114
Thompson's :—		Ear Forceps ... ..	46	Tumour :—	
Aspirator ... ..	87	Ear Speculum ... ..	45	Forceps ... ..	93
Caustic Catheter ... ..	85	Ear Syringe ... ..	48	Hook ... ..	15
Deep Curved Catheter ... ..	86	Tympanums ... ..	50	Syringe, Throat ... ..	64
Graduated Catheters ... ..	86	Trachea :—		Trocar ... ..	31
Lithotomy Knife ... ..	92	Dilators ... ..	66	"Tunnelled" Catheters ...	86
Lithotrite ... ..	91	Hooks ... ..	66	Türk's :—	
Separator ... ..	92	Tracheotomy, Thompson's ...	65	Laryngoscope ... ..	55
Sound ... ..	89	Tracheotomy and Dilator ...	66	Tongue Depressor ... ..	58
Tenaculum ... ..	92	Tracheotomy Instruments 65, 211, 215		Turner's :—	
Tracheotomy ... ..	65	Traction Forceps ... ..	121	Ear Speculum ... ..	45
Trocar ... ..	32	Transfusion Apparatus ...	13	Plaited Silk ... ..	26, 29
Urethra Dilators ... ..	88	Trapeze for Spinal Curvature ...	141	Silk ... ..	29
Urethrotome ... ..	93	Tray, Dressing ... ..	28	Twisted Silk ... ..	29
Thorn's Abdomen Binder ...	158	Trays, Mouth Impression ...	80	Twig Electrode for Massage ...	173
Thornton's :—		Trelat's :—		Twisters, Wire ... ..	56
Guillotines ... ..	64	Gouges ... ..	18	Two-way Stopcock, Collin's ...	87
Hæmostatic Forceps ... ..	114	Urethrotome ... ..	93	Tympanums ... ..	50
Thorough Pin Truss ... ..	211	Trephines ... ..	17	Tyrrell's Iris Hook ... ..	41
Thread Ligature Case ... ..	29	Tripod Head Rest ... ..	199		
Throat :—		Tritcher's Nose Speculum ...	49		
Brushes ... ..	60	Trivalve :—			
Compresses ... ..	161	Nose Dilator ... ..	49		
Electrodes ... ..	179—182, 185	Rectum Speculums ... ..	97		
Forceps ... ..	62, 63	Trachea Dilator ... ..	66		
Ice Bags ... ..	168	Trocars ... ..	31, 65, 94, 109, 114, 211, 215		
Sprays ... ..	68	Troeltsch's :—			
Syringes ... ..	60	Ear Forceps ... ..	46		
Thudichum's Nose Speculum ...	49	Ear Mirror ... ..	45		
Tibia Splints ... ..	152	Trough :—			
Supports ... ..	137	Brown's Ear ... ..	48		
Tieman's Bullet Forceps ...	7	Ligature ... ..	28		
Tin :—		Trousseau's Dilators ... ..	66		
Steam Spray, Siegle's ... ..	68	Trousseau-Rogers's Tracheotomy			
Syphons ... ..	69	Canula ... ..	65		
Thermometer ... ..	205	Trumpets, Ear ... ..	50		
Tobold's :—		Trusses ... ..	61, 170—172, 211		
Lamp ... ..	53	Tubes :—			
Probe ... ..	60	Capillary for Vaccine ... ..	19		
Todd's Rectum Dilator ... ..	100	Conversation ... ..	50		
Tongue Depressors ... ..	58, 184	Cows' Teats ... ..	213		
Tonsil :—		Diagnosis ... ..	45		
Forceps ... ..	62	Drainage ... ..	28, 115		
Knives ... ..	64	Drop ... ..	37		
Lancet ... ..	61	Ear ... ..	50		
Scissors ... ..	64	Empyema ... ..	192		
Tooth :—		Funis, Robertson's ... ..	122		
Electrodes ... ..	179	Greenway's Irrigation ... ..	126		
Elevators ... ..	73	Huggett's Hypodermic Solu-			
Forceps ... ..	74—76	tion ... ..	30		
Ice Bags ... ..	168	Lithotomy ... ..	92		
Instrument in Sets ... ..	73	Milking ... ..	213		
Instruments, Veterinary 212, 214, 215		Nose Irrigation ... ..	48		
Keys ... ..	80, 212	Ointment ... ..	98		
Mirror ... ..	80	Rectum ... ..	98, 101		
Punch ... ..	73	Stomach ... ..	70		
Syringes ... ..	80	Suppository ... ..	98		


## U

Umbilical :—	
Belts ... ..	159
Trusses ... ..	171
Unbreakable Eye Catheters ...	84
Universal :—	
Drill ... ..	79
Splints ... ..	151
Tooth Forceps ... ..	76
Urea Meters ... ..	195, 196
Urethra :—	
Bistoury ... ..	93
Dilators ... ..	88, 106
Electrodes ... ..	183
Forceps ... ..	93
Insufflator ... ..	94
Syringes ... ..	94
Urethroscope, Smith's ... ..	88
Urethrotomes ... ..	93
Urethrotomy Knife ... ..	93
Urinals ... ..	168, 169
Urine :—	
Test Beads ... ..	193, 195
Test Cases ... ..	194, 195
Test Cabinets ... ..	194—196
Trial Glasses ... ..	195
Urinometers ... ..	193
Uterus :—	
Belts ... ..	159
Catheters ... ..	110
Caustic Holder ... ..	110
Depressors ... ..	105
Dilating Bags ... ..	106
Dilators ... ..	106, 107
Electrodes ... ..	181—183
Forceps ... ..	110
Hooks ... ..	105
Knives ... ..	109, 110
Scraper ... ..	105



	PAGE		PAGE		PAGE
Uterus—continued.		Walsh's Stethoscope ...	191	Winchester's Elbow Splints ...	147
Sounds ...	105	Walton's :—		Windler's Guillotine ...	64
Sponge Holders ...	110	Eye Probes ...	37	Wing-grooved Veterinary Suture	
Support ...	171	Eye Retractor ...	39	Needles ...	216
Uvula Scissors ...	61	Iridectomy Knives ...	40	Wire :—	
Uvula and Tonsil Scissors ...	64	Lachrymal Probes ...	3	Arm Slings ...	136
<b>V</b>		Lachrymal Syringe ...	37	Arm Splints ...	148
Vaccination Instruments... ..	19	Spud and Eye Scoop ...	41	Cutting Forceps ...	61
Vacher's Obstetric Forceps ...	119	Strabismus Hook ...	41	Drainage Tubes ...	28, 29
Vagina :—		Ware's Styles ...	37	Gauze Arm Slings ...	136
Dilators ...	106, 116	Washable Trusses ...	170, 172	Knee-caps ...	164
Electrodes ...	182	Watch Spring Pessaries ...	116	Leg Splints ...	149
Forceps ...	110	Water :—		Plated Suture ...	29
Speculums ...	108	Bags ...	168	Retractor ...	14
Tubes ...	126	Bottles ...	166, 167	Silver Suture... ..	26
Valantin's Section Knife... ..	189	Cushions ...	166, 167	Splints ...	147—149
Valgus Plates ...	140	Dressing Bandages ...	160	Stem Probangs ...	60
Valleix's Sound ...	105	Test, Lowe's... ..	206	Twisters ...	56
Vaporisers, Steam ...	68	Watson's :—		Wise's Tongue Depressor ...	58
Vapour Baths ...	207	Curved Suture Needles ...	26	Woakes's :—	
Varicocele Suspensory Bandages	162	Nose Speculums ...	49	Ear Speculum ...	45
Varnell's Balling Iron ...	211	Radius Splints ...	148	Irrigator ...	50
Varny's Mallet Pluggers ...	77	Web and Moleskin Knee-caps ...	164	Wood :—	
Varus Plates ...	140	Webber's :—		Arm Splints ...	148
Vectis ...	123	Hernia Knife ...	16	Dumb Bells ...	163
Vectis, Taylor's ...	42	Lithotomy Knife ...	92	Elbow Splints ...	147
Vereker's Inhaler... ..	67	Weber's :—		Finger Splints ...	148
Vernon's Plesser ...	191	Canaliculus Knives ...	40	Fore-arm Splints ...	148
Veterinary Instruments ...	211—217	Eye Douche ...	37	Knee Splints ...	147
Vice for Artificial Arm and Hand	129	Lachrymal Duct Probe ...	37	Leg ...	149—151
Virchow's Bone Forceps... ..	199	Nose Douche ...	48	Mallet, Post-mortem ...	199
Volckman's Scoops ...	18	Otoscope ...	45	Radius Splints ...	148
Voltolini's :—		Syphon Douche ...	37	Thigh Splints ...	150
Ear Forceps ...	46	Weber Liel's Knife ...	47	Tibia Splints ...	138
Nose Speculum ...	49	Wecker's :—		Wood's :—	
Volt Meter ...	182	Fixing Forceps ...	36	Amputation Saw ...	7
Vulcanite :—		Ophthalmoscope ...	38	Hernia Needle ...	16
Case and Bottle for Nitric		Scissors ...	42	Maxilla Saw ...	16
Acid ...	195	Wedges, Mouth ...	58	Trusses ...	170, 172
Caustic Holders ...	60	Weir's Vaccinator ...	19	Wool :—	
Curette ...	41	Wells's :—		Holders ...	112
Dobell's Laboratory... ..	196	Clamps ...	113—115	Knee-cap ...	164
Feeding Pump ...	70	Forceps ...	113, 114	Respirators ...	208
Mouth Gags ...	58	Trocars ...	114	Wrenches :—	
Pessaries ...	116, 117	Whalebone :—		Spine ...	199
Pipettes ...	60	Probangs ...	60	Thomas's ...	146
Pus Basins ...	28	Probes ...	213	Wrist Splint ...	137
Sprays ...	68	White's Reading Eye Shade ...	37	Wristlets ...	164
Stethoscopes ...	191	Whitson's Hare-lip Forceps ...	61	Writers' Cramp Apparatus and	
Tongue Depressors ...	58	Wilcox's :—		Electrode ...	140, 181
Urine Test Case ...	195	Artery Forceps ...	8	Wry Neck Apparatus ...	142, 143
Uterus Stem ...	106	Hæmorrhoids Forceps ...	99	Wyatt's Universal Splint ...	151
Vulsellums ...	49, 62, 111	Wilde's :—		<b>Y</b>	
<b>W</b>		Capsular Scissors ...	41	Yearsley's :—	
Wagstaff's :—		Ear Forceps ...	46	Ear Forceps ...	46
Catheters ...	86, 90	Ear Speculum ...	45	Ear Probe ...	50
Sound ...	89	Eyelid Retractor ...	39	Ear Speculum ...	45
Waldau's :—		Polypus Canula ...	49	Yeo's Inhalers ...	208
Forceps ...	36	Williams's :—		<b>Z</b>	
Phantome for Demonstration	39	Castration Clams ...	216	Zaufal's :—	
Walker's Iridectomy Knives ...	40	Stethoscopes... ..	191	Finger Protectors ...	54
Walley's Trocar ...	215	Torsion Clams ...	215, 216	Nose Speculum ...	49
Walsham's :—		Willis's Base for Leg ...	132	Ziegler's Obstetric Forceps ...	120
Chest Expander ...	163	Wiltshire's :—		Zinc Perforated Splints ...	148
Supports with Boots... ..	139	Cephalotribes ...	121	Zwanck's Pessaries ...	116
		Uterus Tent ...	106		







96 - y. 12











