

A manual of medical jurisprudence, compiled from the best medical and legal works : comprising, an account of I. The ethics of the medical profession, II. The charters and statutes relating to the faculty, and III. All medico-legal questions, with the latest decisions : being an analysis of a course of lectures on forensic medicine, annually delivered in London, and intended as a compendium for the use of barristers, solicitors, magistrates, coroners, and medical practitioners / by Michael Ryan.

Contributors

Ryan, Michael, 1800-1841.
University of Glasgow. Library

Publication/Creation

London : Renshaw and Rush, 1831.

Persistent URL

<https://wellcomecollection.org/works/srkcyafc>

Provider

University of Glasgow


License and attribution

This material has been provided by This material has been provided by The University of Glasgow Library. The original may be consulted at The University of Glasgow Library. where the originals may be consulted. This work has been identified as being free of known restrictions under copyright law, including all related and neighbouring rights and is being made available under the Creative Commons, Public Domain Mark.

You can copy, modify, distribute and perform the work, even for commercial purposes, without asking permission.



Wellcome Collection
183 Euston Road
London NW1 2BE UK
T +44 (0)20 7611 8722
E library@wellcomecollection.org
<https://wellcomecollection.org>



STORE

STORE
G 27 - a. 6



Bibliotheca Universitatis Glasguensis

E. A. 1. 31





MANUAL
OF
MEDICAL JURISPRUDENCE,

OF THE
TESTIMONY OF MEDICAL WITNESSES

IN THE TRIALS OF THE MEDICAL PROFESSION;
THE CHARTERS AND STATUTES RELATING TO THE
PRACTICE; AND
OF ALL MEDICOLEGAL QUESTIONS, WITH THE LATEST
IMPROVEMENTS.

AN ANALYSIS

OF THE
PRINCIPLES OF MEDICAL JURISPRUDENCE

AND
OF THE MEDICAL PROFESSION

AND OF THE MEDICAL PROFESSION
AND OF THE MEDICAL PROFESSION
AND OF THE MEDICAL PROFESSION

BY MICHAEL RYAN, M.D.

OF THE MEDICAL PROFESSION
OF THE MEDICAL PROFESSION
OF THE MEDICAL PROFESSION


OF THE MEDICAL PROFESSION

LONDON

W. B. SAUNDERS & CO.,

10, N. 2ND ST., PHILADELPHIA.

1884



Digitized by the Internet Archive
in 2015

<https://archive.org/details/b21460826>

A
MANUAL
OF
MEDICAL JURISPRUDENCE,

COMPILED FROM THE
BEST MEDICAL AND LEGAL WORKS :

COMPRISING AN ACCOUNT OF
I. THE ETHICS OF THE MEDICAL PROFESSION;
II. THE CHARTERS AND STATUTES RELATING TO THE
FACULTY; AND,
III. ALL MEDICO-LEGAL QUESTIONS, WITH THE LATEST
DECISIONS :

BEING
AN ANALYSIS
OF A
COURSE OF LECTURES

ON
Forensic Medicine,

ANNUALLY DELIVERED IN LONDON,
AND INTENDED AS A COMPENDIUM FOR THE USE OF BARRISTERS, SOLICITORS,
MAGISTRATES, CORONERS, AND MEDICAL PRACTITIONERS.

BY MICHAEL RYAN, M.D.

MEMBER OF THE ROYAL COLLEGE OF PHYSICIANS IN LONDON ; MEMBER OF THE
COUNCILS OF THE LONDON MEDICAL, AND MEDICO-BOTANICAL SOCIETIES ;
LECTURER ON PRACTICE OF MEDICINE, OBSTETRICS, AND
MEDICAL JURISPRUDENCE.

LONDON:
RENSHAW AND RUSH,
356, STRAND, NEAR EXETER HALL.

MDCCCXXXI.

MANUSCRIPT

PHILIP HENRY MARL STANHOPE

F.R.S. V.R.S. A.

PRESIDENT OF THE

THE MEDICO-BOTANICAL SOCIETY OF LONDON

AGUITY AND

THE MEDICO-BOTANICAL SOCIETY OF LONDON

My Lord

As a Member of the Council of the Medico-Botanical Society, I feel deeply sensible of the nurturing and fostering care which your Lordship, as President, has bestowed on that Institution, and which has been so essential to the advancement of its highly important objects—the investigation of the medicinal and toxic properties of vegetable productions, which are excluded from our pharmacy.

This public motive, and a feeling of personal obligation, impel me to inscribe these pages to your Lordship, as they contain a succinct account of Toxicology, and many points of Medical Policy, which clearly demonstrate the imperfect state of the laws relating to the Practice of the Medical Profession in the United Kingdom, and prove the absolute necessity of medical reform and of further legislation, for the better conservation of the public health.

There never was a time, my Lord, when reform in all our Institutions, constitutional, ecclesiastical, legal, and I trust, medical, was more likely to be

W. & A. D. 1851

TO
PHILIP HENRY, EARL STANHOPE,

F.R.S. V.P.R.S.A.

PRESIDENT OF THE
MEDICO-BOTANICAL SOCIETY OF LONDON,
&c. &c.

MY LORD,

As a Member of the Council of the Medico-Botanical Society, I feel deeply sensible of the unremitting and fostering care which your Lordship, as President, has bestowed on that Institution, and which has been so essential to the advancement of its highly important objects—the investigation of the medicinal and toxical properties of vegetable productions, which are excluded from our pharmacopœias.

This public motive, and a feeling of personal obligation, impel me to inscribe these pages to your Lordship, as they contain a succinct account of Toxicology, and many points of Medical Polity, which clearly demonstrate the imperfect state of the laws relating to the Practice of the Medical Profession in the United Kingdom, and prove the absolute necessity of medical reform and of further legislation, for the better conservation of the public health.

There never was a time, my Lord, when reform in all our Institutions, constitutional, ecclesiastical, legal, and, I trust, medical, was more likely to be

effected, owing, in a great measure, to the indefatigable zeal and purely disinterested exertions of that highly gifted and illustrious personage, the present Lord High Chancellor of Great Britain, whose name will descend to posterity, associated with those of the greatest benefactors of mankind. But to you, my Lord, who have taken so deep an interest in promoting the medical sciences, I dedicate this humble production, which shews the formidable impediments that obstruct the career of the real cultivators of medicine, with the confident expectation and reasonable hope, that you may take the same correct view of the necessity of medical, as you have taken of political reform, and exert your high talents in the cause of a science, so beneficial and important to humanity.

I have the honor to be,

With great respect,

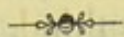
Your Lordship's

Obliged and faithful Servant,

MICHAEL RYAN.

Hatton Garden, London, Aug. 15, 1831.

P R E F A C E.



THE object of the author of these pages is to give a concise and comprehensive view of the received Principles of Medical Jurisprudence, and to collect together scattered and isolated facts from the standard works of legal and medical writers. He is inclined to hope that this little volume contains all that is valuable in the systematic works upon the subject, and numerous other topics of vast importance to medical practitioners, which have no place in such productions. In proof of this assertion, he refers the reader to the ethical and legal parts of this work, and to the articles on medical evidence and adulterations of alimentary matters. He hopes that the promulgation of medical ethics, or the institutes of professional conduct, will contribute in no small degree to maintain and support the honor, dignity, character and utility of the profession, by impressing the minds of medical students with a sense of the noble and virtuous principles which have always characterized their predecessors, and which ought ever to distinguish the scientific cultivators of medicine.

Another novel and important feature in this production is, the exposition of the laws relating to the different orders of the faculty in these kingdoms, which cannot fail to prove instructive and useful, by informing medical men of the immense power, great influence, and high privileges conferred upon them by the legislature, by exempting them from the performance of many civil

duties, and by deeming their evidence conclusive in an immense number of civil and criminal proceedings, which affect the lives, the liberty, the honour, reputation and property of every class of society ; in a word, the dearest privileges of our unequalled constitution. For many facts mentioned in this part of the subject, the author is indebted to the works of Dr. Paris and Mr. Fonblanque, of Mr. Willcocks, and of Mr. Scully, the celebrated Irish barrister.

The medical part has been compiled from the standard systems on Forensic Medicine, both domestic and foreign, and illustrated by the opinions and experience of the author. The works of Drs. Male, Gordon Smith, Duncan, Paris, Beck, Christison, Fodéré, Mahon, Chausier, Orfila, Briand, Sedillot, &c. have been laid under large contribution, and the extracts duly acknowledged.

The chapter on medical evidence has been condensed from the valuable lectures, lately delivered in the London University by Professor Amos, as published in the *London Medical Gazette*. Under this head are considered the powers of coroners, and *the propriety and expediency of appointing medical men to the office of coroner*. The addition of the forms of medical certificates, and the method of examining recruits, were considered useful for the guidance of young practitioners.

It has been the author's anxious wish to compress the fullest information in the smallest space, and in the most familiar language, in order to simplify the subject, and render it intelligible to every class of medical practitioners, to barristers, solicitors, coroners, magistrates, and general readers. Every medico-legal fact which can become the subject of judicial inquiry, is ac-

curately detailed, so that this Manual may be fairly looked upon as a text book for the practitioners of law and medicine. It is intended to save both much trouble and research. Whether the author has executed the work in a satisfactory manner, must be decided by his contemporaries; but he consoles himself with the reflection, that his design and intention were good, had he sufficient ability to execute them as he wished.

In exposing the absurd distinctions, the defective state of the laws relating to the profession, and the gross abuses of its constituted authorities, the love of freedom and of equality, with an ardent desire to promote the interests of his favourite science, and of humanity, have impelled him to declare the truth, however unpalatable that may be in certain quarters, or to the different orders of the faculty. His motto has been, "*amicus Socrates, amicus Plato, sed magis amica veritas.*" He has not been the advocate of any party, of any order, of any corporation, but the advocate of the whole profession. He has examined the whole of the charters and statutes relating to the practice of medicine in these countries, and has found them defective, contradictory, oppressive, and, since the legislative Unions between England, Scotland, and Ireland, highly unjust and impolitic. In proof of this statement, we have only to recollect the fact, that a Scotch physician, surgeon, or apothecary, cannot legally practise in England; an English member of the faculty cannot practise in Ireland; and an Irish member can neither practise in England nor in Scotland. Such is the state of the law, which was just and right when the three countries were distinct nations, but is unjust and preposterous since they have formed one united empire. The author has, therefore, considered that there never was a more auspicious period than the

present for exposing the absurd state of the laws relating to the faculty in the United Kingdom, when the propriety of constitutional, ecclesiastical, and legal reforms, is the subject of national discussion; and when medical reform is loudly demanded by the whole profession, with the exception of the few sordid monopolists. It need scarcely be stated that the principles and practice of medicine and therapeutical agents, are identically the same in every part of these countries.

Medical Jurisprudence is at length included in the course of study required by the Apothecaries' Company, but is strangely excluded in the course required by the Royal College of Surgeons. Had not that noble Institution, the University of London, appointed a professor of Forensic Medicine, chiefly at the recommendation of the philanthropic Dr. Birkberck, this branch of medicine would as yet have no place in the course of medical education required in England.

Nevertheless, the most casual observer must be convinced, by daily observation, that the ignorance of ethics and medical jurisprudence, impedes or arrests the career of the medical practitioner, and frequently destroys professional reputation altogether. If proof were demanded of the validity of this position, we need only refer to the newspaper reports of legal proceedings, where we daily observe ample attestations of the fact. We peruse the most absurd and unscientific medical evidence, more especially in the reports of coroners' inquests, which could never have appeared, had the witness a proper knowledge of forensic medicine, or had the coroner been a medical practitioner. Such displays of ignorance excite the pity and regret of the scientific portion of the faculty, and the ridicule of the legal profession, and of the public. Mr. Amos has well

illustrated this defect, in his admirable cautions to medical witnesses, in which he has cited many cases to shew that medical evidence has been censured by the bench, ridiculed by the bar, derided by the auditory, and entailed obloquy and disgrace upon the unfortunate witness.

Medical practitioners should be aware, that all the rising barristers of our criminal courts attend lectures on legal medicine; and often does forensic fame arise from the ability with which an advocate examines a medical witness. A knowledge of medico-legal science is almost as indispensable to the one as to the other; and the coroner who is ignorant of it, is evidently incompetent to discharge his duty to the public, or to secure impartial justice to the accuser or accused. This has been incontrovertibly proved in the article on medical evidence.

It has been erroneously stated by some writers, that the science of medical jurisprudence, is nothing more than the application of the elementary branches of medicine to the elucidation of judicial investigations; and consequently that a scientific medical man must necessarily be a good jurist. This is not correct, inasmuch as the most scientific physicians and surgeons have proved to be the worst jurists, because they could not derive the requisite information on medico-legal science from the common systems of medicine or surgery, as it is only to be derived from works exclusively devoted to the subject. In no lectures or works, except those upon this science, is a student informed of the laws relating to his profession; of his rights, privileges, and immunities; of the cases, civil and criminal, on which he is liable to be called to give evidence; of the received opinions upon these cases; of the danger of wounds,

contusions, and all injuries prejudicial to health or destructive of life; of the analysis or mode of detecting the numerous poisons; of the manner of giving evidence, or of his ethical duties in public and in private practice. It is therefore manifest, that medical jurisprudence is a distinct science, and one of the greatest importance and utility to the members of the medical and legal professions. If it could be taught by the professors of the elementary branches of medical education, there would be no need of a separate professorship; which exists, however, in all the medical schools of these and foreign countries.

In conclusion, the author has to remind the critical reader, that in attempting to compress the extensive information comprehended in the narrow limits of these pages, brevity of expression, and too much conciseness, may have rendered the style occasionally obscure or inelegant. This perhaps may be pardoned in a work chiefly intended for medical students, which was originally published in one of the periodicals (*The London Medical and Surgical Journal*), to fill up lacunæ, and arranged as the suddenness of the occasion demanded; which in general afforded little time for attending to the beauties of style, to euphonious sentences, or to the other qualities of literary composition. If the work supply a want, or contribute to the maintenance of the character and utility of medicine, or in any way benefit the interests of mankind, or the administration of justice, the object of the author will be fully attained.

CONTENTS.

INTRODUCTION.

Importance of state and forensic medicine, 1,—their extent and comprehension of the medical and collateral sciences, general anatomy, physiology, semeiology, etiology, pathology, chemistry, toxicology, and therapeutics;—2, division into, 1, public, political or state medicine, public hygiene, police of health, and medical polity or police, 2, medical jurisprudence, legal, forensic, juridical and judiciary medicine, 5,—questions comprised in the former, 6,—and in the latter - - - - - 7

CHAPTER I.

DIGNITY OF MEDICINE.

The antiquity of medicine, its co-existence with the human race, as proved by the sacred writings—its estimation by the heathen, christian, and medical philosophers—its cultivation by kings, princes, and pontiffs, 10,—the privileges, honors and immunities bestowed by all civilized nations upon its cultivators, 11,—ethics, or institutes of professional conduct required of its practitioners, which embrace the cultivation of every virtue that adorns the human character - - - - - 12

CHAPTER II.

ANCIENT MEDICAL ETHICS.

Precepts of professional conduct enjoined by Hippocrates and all his eminent successors, 12,—proofs of the piety and virtue of the faculty, 14,—proofs of the injustice of accusing them of infidelity, 15,—Napoleon's opinion on the duties of medical men, 19,—allowed to be the best informed members of society, by judges, philologists, moralists, &c. 20,—description of moral conduct of the faculty - - - - - 21

CHAPTER III.

ETHICS OF THE MIDDLE AGES.

Of the ethics of the middle ages, cultivation of piety and virtue, 24,—conduct towards every class of society, 25,—observance of affability, politeness, and secrecy towards the sick, 27,—conduct on visiting the sick, and acquiring a history of the disease, 28,—for behaviour towards the sick, the attendants, relatives, visitors,

clergy, &c. 29,—necessity of caution in forming a prognosis,—disease modified by compliance of the sick, diligent application of remedies, sudden changes of weather, sudden and unaccountable changes of the malady, 31,—inquiry whether it be lawful to deceive the sick for their real benefit, and summary of the moral and professional duties of medical men, 32,—rules for visits, consultations, remuneration, 34,—inquiry, ought medical men to be punished for mala praxis? - - - - - 24

CHAPTER IV.

MODERN ETHICS.

Ethics of the present period, 37,—of Drs. Gregory and Percival, 41,—oaths required by the Edinburgh University—Royal Colleges of Physicians and Surgeons in London, 51,—“to practise cautiously, chastely, and honorably, and do all things for the speedy recovery of the sick”—moral statutes of the Royal College of Physicians in London—comments on the moral duties of the faculty—duties of medical men towards each other, 67,—remarks on the propriety of the presence of apothecaries at consultations, and on their practice of sending in too much medicine, 71,—medical police of France, and how far better than the British, 74,—remarks upon the impropriety of confiding the composition of medicines to apprentices, 75,—upon remuneration—upon the gratuitous attendance of members of the profession, their wives and children, 79,—also clergymen and subalterns of the military and naval services, 80,—upon discouragement of quack and patent nostrums, immense revenue acquired in this country by government, from this polluted source, 81,—upon observance of the Sabbath, 83,—on senescence, 84,—on duties of physicians towards apothecaries, as laid down by Dr. Percival - - - 85

CHAPTER V.

LAWS RELATING TO THE MEDICAL PROFESSION.

Of the Laws relating to the Medical Profession in Great Britain and Ireland, according to Mr. Willcock, Dr. Paris, Mr. Fonblanque, and Mr. Scully, - - - - - 90

CHAPTER VI.

LAWS RELATING TO PHYSICIANS IN ENGLAND.

Laws relating to surgeons, 92,—to apothecaries, 93,—to chemists and druggists, 94,—to accoucheurs and midwives, 95,—to unqualified apothecaries—to malpractice in medicine—on the powers of the College of Physicians, 97,—on the civil responsibility of medical practitioners, 98,—on remuneration of physicians—recovery on a promise, 100,—on remuneration of surgeons—of apothecaries—decision in case of Hendy v. Henson, 102,—protection of medical character—privileges of medical men in respect

to the insane, 105,—in respect to militia men, prisons, work-houses, ships, &c.—enumeration of statutes and patents relating to the medical profession in England, 107.—LAWS RELATING TO THE MEDICAL PROFESSION IN SCOTLAND AND IN IRELAND,—in Scotland, 108,—in Ireland, 109,—College of Physicians, infirmaries, dispensaries, prisons, &c.—relating to surgeons and apothecaries, 111,—vast power entrusted by the legislature to medical men in these countries, in deeming their evidence conclusive in an immense number of civil and criminal proceedings—ARRANGEMENT OF THE SUBJECT OF LEGAL MEDICINE ACCORDING TO BLACKSTONE—exemption of jurors—of military and naval officers—in cases of insanity—of reprieve when pregnancy is alleged, 112,—liability of medical witnesses—power of Archbishop of Canterbury to confer medical degrees—rank assigned to different orders of medical men, 114,—law on divorce, hermaphrodites, legitimacy, duration of pregnancy, rights of authors, libel, life insurance, health of children, in cotton mills, 115,—on offences against public peace, duelling, danger of medical men attending, suicide, 116,—female violation—rape—unnatural offences, 117,—relating to anatomy, - - - - - 118

CHAPTER VII.

IMPOTENCE AND STERILITY.

Medico-legal questions relative to morals, disqualifications for marriage, 119,—relative to physical, moral, natural, or accidental causes of impotence in the male, 121,—in the female, 127. AMBIGUITY OF SEX, HERMAPHRODITES, legal and medical opinions on, - - - - - 134

CHAPTER VIII.

UTERO-GESTATION OR PREGNANCY.

Medico-legal questions relative to utero-gestation or pregnancy, 135,—affecting the honour of husband and wife—the life of the latter in cases of reprieve—in cases of assault when abortion is alleged—in legitimacy—in the disposal of property—rational signs of pregnancy—sensible signs, 137,—true diagnosis by auscultation and ballottement, 139. SUPERFÆTATION, proofs of, 141. DURATION OF UTERO-GESTATION—LEGITIMACY—Gardner peerage—and other cases, 144,—author's case, - - - - - 146

CHAPTER IX.

ABORTION.

Medico-legal questions relating to abortion, 149,—signs of abortion—examination of the fœtus—law on quickening—jury of matrons—induction of labour to save infant and mother—homicide! 151,—examination of female—SIGNS OF DELIVERY—natural causes of abortion—criminal causes, - - - - - 152

CHAPTER X.

DELIVERY.

Delivery—signs of recent delivery—proof of a woman being delivered unconsciously—SURVIVORSHIP OF MOTHER OR INFANT—substitution of a dead for a living infant, or vice versâ, 156,—signs of death of infant before and after delivery, - - - - - 157

CHAPTER XI.

INFANTICIDE.

Prolicide, foeticide, and infanticide, 159,—inquiry, has the infant died before, during, or after delivery, 160,—hydrostatic and other tests, 162,—fatal objections to all, 163,—death of foetus from voluntary causes—infanticide by commission, and infanticide by omission, 166,—by commission—from contusions, wounds, luxations, fractures, torrefaction, or burning, asphyxia, and acupuncture, 168,—various other modes of infanticide, 169,—value of hydrostatic and other tests, 171,—mode of making the autopsy or dissection, 175,—summary of the duties of the medical jurist, 177

CHAPTER XII.

FEMALE VIOLATION.

Signs of virginity, 180,—signs of defloration, 182,—is defloration voluntary or involuntary, 182,—can involuntary violation occur—decision in the affirmative when females are insensible from violence, fainting, narcotics, inebriation, or during sleep—examination of the sexual organs of both parties, 183,—state of mind of female, whether an idiot, &c. presence of venereal disease—cautions as to purulent discharge from female genitals, 184,—cases of mistake on this head, 185,—possibility of violation without the consciousness of the female, 190,—possibility of conception without the consciousness of the female, 190,—possibility of conception after violation—false accusations, 191,—ACCUSATIONS OF UNNATURAL OFFENCES - - - - - 191

CHAPTER XIII.

ATTEMPTS AGAINST HEALTH OR LIFE.

Homicide by contusions, wounds, asphyxia, or privation of air, strangulation, suffocation, submersion or drowning, by non-respirable and deleterious gases, and by poisoning, 191,—homicide by contusions and wounds, according to Lord Lansdowne's act, ecchymoses, concussion of organs, distortions, dislocations, fractures, burns, wounds of fire-arms, wounds in general, 192,—medico-legal questions on contusions, ecchymoses, or blackness from injury, cadaverous lividity, sugillation, whether livid spots are caused before or after death, 193,—danger of commotion or concussion of organs—brain, spine, liver, &c.—of distortions,

luxations, fractures, burns, gun-shot wounds, 194,—classification of wounds—1, dangerous, and mortal, 196,—wounds of head, 196,—face, 197,—eye, contusions and fractures of the cranium, nose, bones of the face,—wounds of the neck affecting arteries, nerves, &c. 198,—of the chest, dislocations and fractures of the clavicle or collar-bone, sternum or breast-bone of the ribs, vertebræ or bones of the spine or back, 199,—wounds of the abdomen, including contusion, concussion, rupture of subjacent organs causing hæmorrhage or death, wounds of the parietes of the abdomen or belly, stomach, liver, intestines, spleen, kidneys, bladder, uterus, thoracic duct, 200,—genital organs of the male and female *from surgical* or obstetric operations, 201,—contusions, dislocations, fractures, laceration of blood vessels, and danger of all injuries of the superior and inferior extremities, 201,—JUDICIARY EXAMINATION OF WOUNDS, 202,—examination, of the organic state of the wound, of the state of the constitution and habit of body, of the personal conduct of the patient and attendants, which may convert a slight into a mortal wound, of the salubrity of situation, state of the weather, whether the medical treatment is scientific,—danger of erroneous practice, 203,—mode of making the autopsy or post mortem examination, before and after putrefaction has begun, 104,—use of disinfecting measures in other cases,—examination of head, chest, and abdomen in all cases, even when body is mutilated internally—memoranda of morbid appearances, in as plain language as possible—distinction of wounds inflicted before and after death, 206,—whether death is the effect of suicide or homicide - - - - - 207

CHAPTER. XIV.

HOMICIDE BY ASPHYXIA.

Physiological explanation of the effects of suspension, of respiration, or breathing; by submersion or drowning, 209,—autopsic appearances, whether the act comes of suicide or homicide, 210,—asphyxia by strangulation, suspension or hanging, morbid appearances, whether voluntary or criminal, 211,—asphyxia by suffocation, or the introduction of a foreign body into the fauces or throat, which prevents respiration, as in infanticide, &c., 213,—asphyxia by NON-RESPIRABLE GASES, as nitrogen, hydrogen, protoxide of nitrogen, carbonic acid, carbonated hydrogen, oxide of carbon, vapour of ignited charcoal, deleterious gases, as sulphuretted hydrogen, nitrous acid gas, gas evolved in privies, ammoniacal gas, chlorine, and hydrochloric acid gas—details of cases of death produced by each, with symptoms and autopsies, or morbid appearances, 214,—HOMICIDE BY COMBUSTION, whether accidental, spontaneous or criminal, 217—HOMICIDE by STARVATION, HUNGER OR INANITION - - - - - 219

CHAPTER XV.

MEDICO-LEGAL HISTORY OF POISONING.

General questions relative to poisoning—mode of action of poisons on the economy, 219,—classification of poisons, 220,—CLASS I.—irritant poisons, their action on the economy, 220,—lesions of tissue—autopsy, 222,—*mineral poisons*, sulphuric acid (*oil of vitriol*), nitric acid (*aqua fortis*), hydrochloric or muriatic acid (*spirits of salts*), 224,—symptoms, morbid appearances, 225,—treatment of poisoning by mineral acids, 226,—tests for mineral acids, for sulphuric, nitric, 227,—hydrochloric, phosphoric and liquid chlorine, 228,—iodine, 229,—oxalic acid, 230,—salts of potass (saltpetre), of soda and ammonia, 235,—preparations of mercury, 235,—compounds of arsenic, 237,—symptoms excited in man, 246,—fatal dose, 247,—classification of effects—their diversity, 248,—how soon death may occur, 249,—estimation of symptoms and morbid appearances, 250,—preparations of copper, 252,—preparations of antimony, 253,—preparations of tin, silver, gold, bismuth, chrome, zinc, lead, and baryta, 254 :—*vegetable poisons*, the hellebores, elaterium, colocynth, savine, rhus radicans, hemlock drop-wort, ranunculus, colchicum, staves-acre, croton oil, &c. 258,—treatment of poisoning by,—CLASS II.—narcotic poisons—their action on the economy, 258,—autopsy, 259,—opium, morphine, 261,—narcotine, 262,—treatment of poisoning by, 262,—hyosciamus or henbane, 263,—*lactusa virosa*, solanææ, hydrocyanic or prussic acid, 264,—CLASS III.—narcotico-acrid poisons, their action upon the economy, enumeration of them, 265,—A, colchicum, squill, digitalis, and belladonna, 266,—stramonium, or thorn-apple, 267,—tobacco, hemlock, and hemlock drop-wort, 268,—fool's parsley, aconitum napellus, monk's hood and black hellebore, B,—St. Ignatius' bean, 269,—nux vomica, upas tieute, strychnine, and brucine, 271,—C, camphor, 271,—cocculus indicus, upas antiar, 272,—mushrooms or fungi, poisonous grain, secale cornutum, or spurred rye, alcohol or ardent spirit and ether, 273,—CLASS IV.—septic or putrefiant poisons, cantharides, poisonous fish, oysters, crabs, lobsters, mackerel, salmon; bites of venomous snakes, insects, or rabid animals, decayed or diseased animal matters; infections, contagions and inoculation, 274,—general precepts relating to medico-legal research on poisoning - - - - - 275

CHAPTER XVI.

ADULTERATIONS OF ALIMENTARY MATTERS.

Of wines, 277,—brandy, rum, and British spirits, 279,—cider and perry, 280,—vinegar, beer, ale, porter, 281,—tea, 282,—coffee, chocolate, sugar, milk, cream, 283,—confectionary and pastry—adulteration of medicines, 284,—empiricism, 285,—imperious necessity for suppression of quackery, and expediency of medical reform - - - - - 286

CHAPTER XVII.

MEDICO-LEGAL QUESTIONS ON MENTAL ALIENATION.

Inquiry whether a person of unsound mind be competent to manage his affairs—contradictory decisions of Lords Hardwicke, Eldon, and Lyndhurst, 286,—whether an insane person ought to be discharged from criminal responsibility, 287,—responsibility of insane persons in civil cases, 288,—exposition of Sir John Nicholl—on the difference between responsibility in civil and criminal cases—legal definition of insanity, 289,—competency of an insane person to execute a bond or will—best judicial decision of Sir W. Wynne in such cases, and on lucid intervals—cautions to medical practitioners on the necessity of making memoranda of the state of health and mind of persons executing bonds on their last will and testament, 290,—recent important decision on granting medical certificates for the confinement of the insane—general opinion of medical writers, that delirium, epilepsy, loss of self-consciousness, idiocy, dementia, mania, monomania, and somnambulism ought to exonerate parties from civil or criminal responsibility—detection of feigned and concealed insanity - 291

CHAPTER XVIII.

SIMULATED, DISSIMULATED, PRETENDED, AND IMPUTED DISEASES.

Definitions of simulated, dissimulated, pretended, and imputed diseases, 292,—1, simulated, amaurosis, myopia or short-sightedness, deafness, ophthalmia, contractions of joints, incontinence of urine, wounds, ulcers, epilepsy, their modes of detection, 293,—convulsions, chorea, catalepsy, syncope, hysteria, piles, spitting, vomiting, or voiding blood in the urine, modes of detection,—2, dissimulated, as concealment or aggravation of diseases for the exemption of military or other duty, the escape of punishment, the excitement of commiseration, gratification, of revenge, or aggravation of damages, 294,—3, pretended, as by those who wish to evade the duty of jurors, witnesses, soldiers, &c.—4, imputed, as when person alleges a relation is insane, in order to acquire his property, or a wife, who asserts her husband is impotent in order to obtain a divorce, 295,—5, cautions to medical men on granting certificates, and on the mode of discovering deception in these cases.

CHAPTER XIX.

DISQUALIFYING DISEASES.

Diseases which unfit a person for serving as a juror, attending as a witness, undergoing corporeal punishment, as flogging, treadmill, &c. 295,—duty and caution of medical men in their decision in these cases—gross impropriety in the abuse of medical authority, in impeding the administration of justice, rule laid down in certifying in these cases, oath to act honourably and con-

scientifically—disqualifying diseases for the British army, mode of examination of recruits, - - - - - 296

CHAPTER XX.

AGE AND IDENTITY.

Importance of discovering the age and viability of the fœtus before and after birth, and of the age appropriate for marriage, or when individuals cannot be guilty of crime—age when a boy is incapable of committing rape, or when pregnancy is possible, and beyond which it cannot occur—identity of persons from physical marks, cicatrices, deformities - - - - - 298

CHAPTER XXI.

MEDICAL EVIDENCE.

Rules to be observed by medical practitioners when giving evidence—demeanour to be observed towards insolent advocates—real secret for defeating legal trickery, 229,—duty of medical men to attend the various courts of justice when legally required—power of the coroner to compel attendance—injurious effects arising from the ignorance of legal coroners on medical subjects—*necessity and vast utility of appointing medical coroners*—objections of ignorant and irregular medical men to such appointment—superiority of medical men to legal coroners—their capability to comprehend the rules of legal evidence much better than the majority of magistrates and attornies, 301,—caution to medical witnesses not to criminate themselves—the law respecting dying declarations, value of hearsay evidence in cases of assault, policy of life assurance, duration of pregnancy—cautions to medical men as to confessions of accused persons, and as to the demeanour of the by-standers—mode of giving evidence before coroners—great responsibility on this head—such evidence must not be discrepant with that given before a judge—liability of medical men to be called upon to give evidence on facts proved by others, or as to the opinion of one, two, or more eminent members of the faculty, or as to the general opinion of medical men upon the question at issue, 303,—injurious effects of discrepant medical testimony—cautions to medical men against the employment of technical language in giving evidence—compulsion of medical men to divulge professional secrets, though barristers, attornies, and others exempt from such compulsion, 304,—forms of certificates for the guidance of medical students and young practitioners—in cases of exemption of witnesses, jurors, soldiers from duty, and for the confinement of insane persons - - - - - 309

INTRODUCTION.

It is greatly to be lamented that the study of Political or State Medicine, or the polity of medicine, with which our professional and social duties, our fortunes, our liberties and even our lives are essentially connected, should be disregarded and unenforced by the medical authorities in England. This branch of science forms a part of the medical education in Ireland and Scotland, and in all other nations in the old and new world, in which medicine is cultivated. The present age is universally acknowledged to possess this great advantage over preceding ones, that the inmost recesses of human science are laid open, the knowledge hitherto supposed to appertain exclusively to certain professions, is in general rendered obvious, or at least accessible to the public at large; and hence it is that our judges, lawyers, juries and all men of education, fully comprehend the excellence and great importance of what is improperly denominated medical jurisprudence; and therefore there is a great necessity that medical men should be deeply versed in this branch of science. It is now generally admitted that no system for the instruction of medical students can be complete that does not include a knowledge of State or Public Medicine, which renders the practitioner competent to discharge the various important duties imposed upon him by the humane and unequalled laws of this empire. This comprehensive subject relates to the conservation of the public health and physical welfare; but no attempt has been made in this country to collect or arrange the whole of the information on this topic, or to offer a systematic view of it. There is no British work that comprizes or fairly exhibits all the duties of medical men in public and private practice, or even those imposed by the common and statute law of the realm, relative to the powers, privileges, honours, and emoluments of the profession; or to the rights and privileges of all the various ranks and gradations of society in which they live. It is therefore to be hoped that a concise and comprehensive compendium of the moral and legal duties of medical men may not be uninteresting to those now engaged in the study of medicine. The outlines of such a work only can be in the present form attempted. It is too obvious that a want of a complete knowledge of ethics and state medicine has impeded the career and success of thousands of medical men; and fre-

quently destroys professional reputation altogether. They are constantly in operation, and have infinitely more influence on the fame and fortune of the faculty, than all the elementary branches of education so strenuously enforced. It is perfectly impossible to comprehend the policy of those who regulate medical education in this section of the nation, and exclude the study of the subjects under consideration. It is right however to disabuse the minds of students of a very erroneous idea which they entertain, and which is indeed unfairly impressed upon them by teachers, namely, that when they have obtained the testimonials of the respective medical authorities, fame and fortune are easily attained, as the public will appreciate the dignity, rights and privileges conferred by the corporations. This is a gross delusion, and contrary to the opinions of the most eminent and honorable members of the profession, who have ever unanimously declared, that it is one thing to be fascinated with the study of the sublime and interesting science of giving health to man, but another to engage in its practice, successfully to overcome the objections made to youth, and the innumerable difficulties which impede the young practitioner. These obstacles are only to be removed by a profound knowledge of science, which leads to a perfect knowledge of mankind, and by the due observance of those moral duties which inculcate the highest principles of virtue and honour, and have been always universally allowed to distinguish men profoundly acquainted with the noble science of medicine. It will appear in the course of these observations, that a perfect knowledge of public or forensic medicine is indispensable to medical practitioners. If these conclusions be admitted, is it not a matter of astonishment that medical students in every part of this empire never hear a single observation during their education on the ethical duties they owe the profession and the public. A man who obtains the degree of M. D. the diploma for surgery, or the licence for pharmacy, is as ignorant of medical ethics as he is of the cause of the perpetual motion; he is ushered into practice without the slightest acquaintance with the moral and delicate duties which he has to perform in the different situations in society in which he will be placed. Hence the dishonourable conduct for which the profession in this age is so remarkably distinguished, and hence the chief cause of the humiliation and degradation of the noblest of the human sciences in the estimation of the public. Had students been duly informed on the duties and responsibilities they owe the profession and the public, those disgraceful private disputes, and those disreputable blunders made in our courts, would be of rare occurrence. The only

essays we have on medical ethics are those of Drs. Gregory* and Percival,† both unfinished and imperfect, both admirable so far as they extend. Both these excellent works ought to be carefully studied by every man engaged in the practice of medicine; to use the elegant language of the latter "the study of professional ethics could not fail to invigorate and enlarge the understanding; whilst the observance of the duties which they enjoin, would soften the manners, expand the affections, and form the individual to that propriety of conduct which is essential to the character of a gentleman." There never was a period in the progress of medicine in which the study of ethics is so much wanted as at the present time. It is hoped that by arranging the whole of the duties moral and civil of medical men in a consise form, a chasm in medical literature will be filled up.

It is an extraordinary fact that in the United Kingdom where the various branches of medical science are so highly cultivated, that the study of state medicine should be neglected and disregarded, though it ranges over the vast field of medical erudition, extending through the several regions of the universe, the animal, vegetable, gaseous and mineral kingdoms; in a word, from the azure fluid above to crude matter below, and comprehending the whole of the fascinating sciences included in medicine; yet there is no situation in which a medical practitioner can be placed, that requires a more cautious and judicious discharge of his duties than in judicial proceedings; the whole of his elementary studies are called into operation, general anatomy, physiology, semeiology, pathology and chemistry.

General anatomy teaches him the natural structure of the different textures of the body; and *pathology* distinguishes the appearances indictative of death by injury from extinction of life by natural causes. *Semeiology* enables him to discriminate between the symptoms induced by injury, or by natural disease. *Chemistry* is highly useful by enabling him to discover substances of a deleterious nature; while *Physiology* teaches him to determine the disorder of functions caused by unnatural means. Thus each of these sciences is of great value to the medical jurist, and affords him much aid in the prosecution of his inquiries in medico-legal investigations. In a word, a man who appears as a medical witness must possess the whole mass of knowledge, however abstruse and comprehensive, which constitutes the science and practice of medicine; his evidence is conclusive in a vast number of legal investigations, both civil and criminal,

* Duties and qualifications of a Physician.

† Medical Ethics.

and on it often depend, the life, liberty, honor, property, of every class of individuals,—the dearest privileges conferred by our glorious and unequalled constitution.

It is acknowledged in every civilized country that state or public medicine is an important and essential branch of the studies of medical men. If we only advert to toxicology, one of its minor branches, we shall find it has done more for the elucidation of the actions of medicines, than all the other branches of medicine. It is to it we owe our knowledge of the actions of the different kinds of poisons, as well as their antidotes; and the exclusion of a host of popular remedies, many of them useless or injurious; and to it we stand indebted for the grand discovery of the bad effects of former antidotes, many of which only increased the noxious action of poisons. It was the toxicologist who discovered the virtues of albumen as an antidote for corrosive sublimate and verdigris;—of bark for tartar emetic;—of alkaline sulphates for sugar of lead, of alkaline and earthy chlorides for liver of sulphur; of ammonia and chlorine for prussic acid; of magnesia and chalk for mineral and oxalic acids; and vinegar and oil for the mineral alkalis. It was he also who pointed out the bad effects of former antidotes, as the alkalis in poisoning by arsenic and oxalic acid; the acetic acid in poisoning by opium and other narcotics; and the salts of copper and alkaline sulphurets for arsenic and metallic compounds; and of fixed oils in poisoning by lytta or cantharides. It was he who first proposed the application of the stomach pump in the treatment of poisoning, and discovered the splendid operation of transfusion. By his investigations he has laid down unerring rules for the direction of those who may henceforth laudably endeavour to discover new antidotes. During the present century the most splendid discoveries have been made in physiology, by the investigation of the actions of poisons on animals. The observations of the effects of poisons have led to many of our received views on the phenomena of the functions of life, especially absorption, respiration, and the action of all poisons through the medium of the nervous, and to the exclusion of the venous and absorbent systems. These conclusions tend to elucidate the action of contagion, infection, and malaria on the human body and therefore are highly useful and important. The result of the experiments of Brodie, Wilson Philip, Orfila, Magendie, Barry, Addison, Morgan, Christison, and a host of others, leads to the most important practical conclusions. Thus the action of all the new alkalis, strychnine, brucine, morphine, &c. was learned from the toxicologist. These and many other of our most potent and valuable remedies in large doses are poisons,

and this fact has been highly conducive to the discovery of their effects as therapeutic agents. In confirmation of the validity of this position, I may observe that the direct paralysis caused by opium when applied to muscular tissue, explains its efficacy in spasmodic affections. The similar effects of acetate of lead explain the efficacy of that medicine in dysentery; the stimulating effects of nux vomica on the spinal cord and nerves, led to its employment in the various forms of palsy, in which it has the best effects, according to the testimony of Dr. Bardsley of Manchester, and others. It is unnecessary to multiply citations on this point, for it is universally admitted that we owe all our new and valuable medicines to the science of toxicology. This science is now brought to a state of certainty, by the great research, the acute discrimination and the repeated observation of Professor Christison of Edinburgh, whose splendid work on the subject is an honour to the medical literature of the country, and will be esteemed a work of authority and reference. It will assist in superseding the present absurd exclusion of reference to authorities, from the system of medical evidence in this part of the country. But an immense number of other departments as interesting as toxicology are included in state medicine, or as it is improperly called medical jurisprudence. But first, it is right to explain the difference between the terms State Medicine and Medical Jurisprudence. The majority of writers apply the terms political medicine, state medicine, public medicine, public hygiene or police of health, and medical police to the acts of a government, legislature and magistracy, for the conservation of the public health, and for the legislation relating to the practice of the medical profession.

Medical jurisprudence, legal, forensic, juridical and judiciary medicine, is a science by which medicine and its collateral branches are rendered subservient to the elucidation of various civil and criminal cases during judicial inquiry.

Dr. Gordon Smith divides the subject into two divisions:

1. FORENSIC MEDICINE; or the duty of the practitioner in *Courts of Justice*.

II. MEDICAL POLICE, or the duty of the practitioner in co-operation with the *legislature*.

The Germans include both these divisions in the term state medicine. In the London University some confusion has existed in the minds of students in reference to the professorship of jurisprudence, and of medical jurisprudence; and a large portion of the public find it difficult to distinguish the difference, which would be obviated by the substitution of state medicine for the latter. Within a brief period a lawyer in

one of the inferior courts was at a loss to know what had a professor of medical jurisprudence, or as he classically expressed it "medical jurisprudentes," to do with a case of rape. In the following observations, the term state medicine will be adopted; and the laws relative to the medical profession according to their location in the statutes of the realm first enumerated, omitting the many other topics included in medical police, and next in order is the consideration of Forensic medicine. This arrangement is the best that can be adopted under the present condition of state medicine in this empire. The first division will comprehend a summary of the laws relative to the Colleges of Physicians and Surgeons, and Societies of Apothecaries in each section of the kingdom, including those relative to the rights, privileges, honors and emoluments of the whole profession, and to all the civil and criminal cases with which they can be concerned in judicial proceedings. The second division will embrace the received opinions on all medical questions that can be mooted in courts of justice. Both divisions will be preceded, as already stated, by a concise detail of the moral and professional duties of medical men, which is necessary to explain the vast powers entrusted in this and other nations to the faculty, and the esteem and veneration universally entertained for them. The whole of these divisions are obviously included in the general term, state medicine,—a science by which the principles and practice of medicine and its collateral branches are rendered subservient to the construction, elucidation and administration of the laws and to the preservation of public health. I have said that forensic medicine includes many subjects equally important as toxicology. It is a science of the greatest importance to the just investigation of various questions comprehending offences against the person and property or the rights of persons and of things, as the law expresses it. These subjects may be divided into questions relative to the dead, and to the living. The first division embraces the elucidation of all cases of sudden death under mysterious or unusual circumstances, of homicide, and of persons found dead from wounds, bruises or other mechanical violence; from hanging, strangling, drowning, noxious inhalations, intoxication, hunger, burning, suicide, poisoning from the various vegetable, mineral animal and gaseous products; procicide or the destruction of offspring including foeticide or criminal abortion, and infanticide or child-murder; the distinction between homicide, suicide accidental and natural death; and lastly the decision of survivorship of infant and mother, when the disposition of property depends upon the issue.

The second division embraces questions relative to the living ; 1, injuries to the person, dangerous but not mortal, as maiming and mutilating, the performance of surgical or obstetrical operations, cæsarean section and premature labour, the justification or danger of corporal punishment, the evidence of rape or attempts at female violation. 2, Physical disqualifications for social functions and the enjoyment of civil rights or official situations—as respects purposes in general, which embraces moral and intellectual defects, aberrations and peculiarities, including insanity and all the varieties of mental alienation, the deaf and dumb, verification of the fact and possible alleviation of the state, blindness, defective and redundant organization ; the consideration of physical peculiarities and defects, impotence and sterility which annul marriage, and afford pleas for divorce. Disqualifications for assuming the military and naval services, which include examination of recruits, the discovery of imposture or feigned diseases and the disproof of unjust imputations. Several miscellaneous topics not easily referable to the other divisions are to be considered ; as the verification, duration and fallacies of utero-gestation, pretended and concealed pregnancy, involving the legitimacy of birth, and female reputation ; the question of superfoetation included, as also monstrosities in references to sexual ambiguity and disposition of property ; the verification of age and identity by physical considerations ; hereditary diseases and influence of the maternal imagination on the formation and development of the embryo ; the basis of exceptions and the means of estimating the insurability of lives, and lastly the economy and nature of medical evidence. The questions connected with medical police are of great importance, though of rarer occurrence than those included in forensic medicine. The medical jurist has many other duties to perform, when consulted by the state for the elucidation of medical legislation, or the conservation of the public health. Dr. Gordon Smith comprehends the following topics in this branch of the subject. He has to give evidence “ on the characteristics and import of the several gradations of in the period of human life, from the hour of birth to its natural decay and final extinction, comprehending many circumstances relative to physical education and economy—as gymnastic exercises, moral management, &c. &c.—population and marriage—the proper period for marriage, fecundity, and mortality as questions of state importance—the influence of manners on health—air, food, drink—importance of their purity and wholesomeness, including the medical consideration of nuisances, adulterations, culinary poisons ; public cleanliness, regulations

for markets, slaughter-houses, burial-grounds, &c. &c.—topography, comprehending climate, soil, meteorology, productions, &c. of countries and particular situations—clothing and dwelling places—public buildings for numerous inmates, manufactories, barracks, ships, prisons, alms-houses, work-houses, churches, hospitals, asylums, &c. as regards ventilation, warmth, economy, discipline, labour, &c.—the poor, employment and management of, with a view to preserve them from disease—contagious, epidemic, endemic diseases, enumeration and history of the prevalent varieties, plague, fevers, mall pox—hydrophobia, &c.—precautionary measures against them, and quarantine, &c. dangers in certain situations, as in mines, from lightning, &c. measures precautionary and remedial with regard to accidents—humane and resuscitating institutions—and lastly, medical economy and ethics—medical education—distinctions—surveillance and corporate authorities—great importance of anatomy, and necessity of interference on the part of Government—qualifications of accoucheurs—necessity of state medicine—duties, privileges, and moral deportment of medical men—qualifications for public service—professional remuneration—great and general disadvantages of the present system, proposed improvements, and propriety of appointing medical men to the office of coroner.

Such is an imperfect account of the questions to be considered under the term state medicine, but a large number remain to be mentioned which could not be referred to any of the divisions proposed. Dr. Beck thinks all attempts at arrangement unsatisfactory, and considers that the full discussion of any medico-legal question is all that is important. He has given an elaborate history of state medicine and proved that traces of the science are to be found as early as the institution of civil society. In proof of his assertion he cites the Jewish, Egyptian and Roman histories. Dr. Gordon Smith, in his last introductory lecture at the London University, stated that he could refer to 10,000 works upon the subject. It would be an insult to the understanding of the reader to offer further proofs of the great utility and importance of the science of what is called medical jurisprudence.

In the succeeding essays an attempt will be made to give an outline of the most important subjects, which most frequently engage the attention of the medical jurist; and a future opportunity must be chosen to comprehend a full detail of the whole of the moral and civil duties imposed on the profession, by the social institutions and legislative enactments of this empire.

CHAP. I.

Of the Confidence reposed in Medical-men, and the duties they owe Society.

IN the beginning of the world man was endowed with a knowledge of the innoxious and noxious properties of all the productions of the creation; and to this period must be referred, the origin of that science which comprises the consideration of the innumerable objects that are beneficial or injurious to human health and happiness. The healing art may therefore be traced so far back as the creation of the world. The concurrent testimony of historians of all ages proves it to be the noblest and most useful of human pursuits; and hence the esteem and veneration universally entertained for its cultivators by mankind. The dignity of medicine arises from the nobleness of its subject and its end; its subject is the human body, which excels all other material bodies; its end is health, which is the greatest temporal concern of man. Necessity conceived the art of medicine, self-preservation brought it to light, reason nourished it, long use promoted it, and experience at length completed it and made it absolute. It was nearly coeval with man in consequence of the primeval malediction, which doomed him to the deprivation of eternal life, the liability to corporeal disease and to death itself. The presence of bodily infirmity produced pain and impelled him to seek immediate alleviation, and to employ means for that purpose, either by instinct, experiment, or spontaneous exertion. The many injuries to which he was exposed in the early ages, must have frequently obliged him to suppress hæmorrhage, to remove the deformity of dislocation and to adjust the painful fractures.

Finally, the vicissitudes of season, the varieties of climate, the influence of the circumambient air, the action of surrounding bodies, and the construction of the human frame, must have rendered diseases coetaneous with mankind. The antiquity of medicine is clearly proved by a reference to the sacred writings,* wherein we also learn that Solomon wrote very amply on the nature of animals and plants, from the

* Gen. c. ix. AC. 1689. Exod. c. xxi. Lev. c. xii. Ezec. xlvij.

hyssop "that grows out of the wall" to the cedar of Lebanon,* and his writings were copied by the Greeks, Arabians, and Romans.

The heathens also highly esteemed the healing art. Democritus said it was the sister of philosophy; the latter removed affections of the mind, the former diseases of the body. Hippocrates said the ancient cultivators of medicine ascribed its origin to the Deity, in which he concurred, as also did Galen. This was likewise the belief of the Christians, for St. Austin observes, "*medicina non invenitur unde ad homines manare potuerit, nisi a Deo.*" *De Civ. Dei.* The healing art was rendered pre-eminent by the divine Redeemer having practised it, while he avoided all other human pursuits.

The excellence and pre-eminence of the healing art was admitted by the Roman orators and moralists. Cicero said, "*in nulla re homines propius ad deos appropinquant, quam salutem hominibus dando.*" Seneca observes, "*quædam pluris esse quam emuntur; emis a medico rem inestimabilem vitam ac valetudinem bonam.*" Medicine was encouraged, cultivated, and practised by kings, princes, and pontiffs; the highest, wisest, and best of men. In proof of this position it may be stated, that Solomon, Saphoris and Gyges, Kings of Persia, Habidus King of Pontus, Mesue King of Damascus, Avicenna prince of Cordova, Isaac, the adopted son of the King of Persia, Nicholas V. and John XXII., Roman Pontiffs, illustrated medicine by their writings; and Homer records the great esteem entertained for Machaon and Podalirius the sons of Esculapius in the Grecian army; Virgil that for Japis, physician to Æneas, and Silius Italicus that for Synalaus the physician of Hannibal. All civilized nations conferred the highest privileges and honors on the practitioners of medicine. They were exempt from the performance of all civil duties; and they were supported by the state in many countries; and ample, nay prodigal rewards were bestowed upon them throughout the civilized world. The history of medicine affords abundant proof of this asser-

* 1 Kings, c. iv. 33.

tion.* All wise and prudent emperors and kings, duly estimated the utility and excellence of the sanative art, and were extremely desirous of having learned and experienced physicians to preserve their own and their subjects' health, and hence the honors, immunities and privileges bestowed in every civilized nation upon the faculty. It is unnecessary to enumerate the numerous temples dedicated to the early founders of physic, or refer to the rank so signally conferred on Hippocrates by the Athenians, or to the honors bestowed by all nations in succeeding ages on the profession. We may briefly mention that the court physicians and surgeons of our own country have had titles and emoluments conferred upon them, and never more freely than by our gracious sovereign, whose magnanimity, and patronage of all the arts and sciences, have been unequalled by any of his predecessors since the days of Alfred. Such is the custom of all nations in Europe.

Medical practitioners are those men to whom we confide our health, which is above all earthly concerns. To them are intrusted the existence of those that are most dear to us, and in their hands are placed the lives of our nearest connexions, and of the friends to whom we are most attached. All gradations of society are alike dependent on them, and must sooner or later require their assistance; for from the earliest period of life to the last moment of existence, their skill may be exerted to preserve health, to arrest the progress of disease, or to smooth the approach of death. Hence it is that no class of men enjoys the confidence of every rank of society to such an unlimited degree, as the practitioners of the healing art; and hence it is that they have ever acquired the esteem and veneration of mankind. That this confidence and esteem should be fairly deserved, the father of medicine and all his eminent successors to the present period, required an oath of their disciples, the principal obligations of which were the cultivation of every virtue that adorns the human character. A code of professional duties, or ethics was arranged, which all were obliged to obey; and which

* Extract of a Lecture on Ancient Medicine, by the author.

still governs those who have been properly educated. But there never was a period in medical history, in which ethics were so neglected and violated as in this "age of intellect," nor the dignity of the science so degraded and disregarded. It is therefore necessary to inform the rising members of the profession, of those virtuous and noble principles which regulated the professional conduct of their predecessors, and procured that unbounded confidence and universal esteem bestowed on them by society in every age and country.

On Medical Ethics, or Precepts of Professional Conduct.

THE duties and qualifications of medical men were never more fully exemplified than by the conduct of Hippocrates, or more eloquently described than by his own pen.* He admitted no one to his instructions without the solemnity of an oath, the chief obligations of which were, "the most religious attention to the advantages and cure of the sick, the strictest chastity and most inviolable secrecy about private or domestic matters, which might be seen or heard during attendance, and which ought not to be divulged." The Edinburgh University requires this oath on conferring the degree of M.D. and is the only university or college in this empire that binds its members by so serious and necessary an obligation.

The father of physic strongly inculcated the necessity of the cultivation of piety and virtue; and held that his disciples should excel in religion and morals. He also maintained that they should acquire the most perfect knowledge of every form of disease, and of the best mode of treatment. He considered calumny and illiberality disgraceful, and the disclosure of the errors of a contemporary highly culpable. He was of opinion that the morals of a medical man should be excellent and unexceptionable, conjoined with gravity and humanity. He ought to be correct in every custom of life; and demean himself honorably and politely towards every rank in society, and thus will he promote the

* He flourished about 460 years before the present æra.

glory of his profession. To these precepts nature is the best guide. He is to retain in his recollection all remedies, their mode of preparation and application, and the use of all mechanical means which are employed for the cure of diseases. This is the beginning, middle, and end of medicine. Let him be cautious in his prognosis, and predict only those events sanctioned by observation and experience. In his approach to the sick, let his countenance be mild and humane, not rough, proud, or inhuman; and let him evince a sincere desire to afford relief; and employ all remedies with diligence and caution. He should be ready to answer all questions, establish constancy in perturbations of mind, allay tumult by reason, and be ever ready to afford relief in all emergencies. He is never to exhibit an improper nor dangerous remedy, even to a common malefactor; but try those medicines approved by the majority of the profession. If a patient desire popular remedies, he is to be cautioned against them, but left to his own discretion. If attendance be commenced without remuneration, the sick must not be abandoned. Any discussion relative to pecuniary matters is injurious, especially in acute diseases. When disease is rapid, there is no time to arrange concerning reward; it has no influence on a good practitioner, who is only anxious to preserve life, and enjoy the more noble gratification, the universal esteem of mankind. It is much better to accuse those cured of disease of ingratitude, than deny them aid when in danger.

Some, on account of friendship or acquaintance, expect attendance gratuitously, but these are worthy of neglect. In all cases the best remedies ought to be employed; and the reward should be consonant to the custom of the faculty, and to the wealth or means of the sick. In some cases aid is to be afforded gratuitously, which will ensure more renown than if remuneration had been awarded. If an opportunity offer in the case of a stranger or necessitous individual, afford succour immediately. Some men are so avaricious as to extract riches from the most indigent, but these men seldom prosper, while the humane and good practitioner is considered an honour to his art. Consultations cannot be re-

fused, even to the most necessitous. "This I affirm by an oath, that one medical man should never invidiously calumniate another, or rob him of his merit, or diminish the confidence of his patient." Such were the leading features of the code of ethics, inculcated by the immortal founder of physic;* the chief obligations of which have been recommended by all his successors down to our own time. It must be conceded that the first duty of a medical practitioner in common with his species, is to God, for his sovereign majesty, supreme excellence, and infinite goodness. The history of medicine, of all other sciences, comprises the most intimate acquaintance with the works of nature, and elevates the mind to the most sublime conceptions of the supreme Being, and dilates the heart with the most pleasing ideas of Providence. It nearly extends through the whole range of the creation; and no other profession requires so extensive a knowledge of the works of Providence. The objects which engage the attention of the medical practitioner are the properties of the sun, moon, and heavenly bodies, the laws of their uninterrupted revolutions and various movements; the various productions of the earth, including the vegetable and mineral kingdoms, the innumerable variety of living creatures that fill the air, the earth and the waters, and the microcosm of the human body, with its wonderful organs, functions, and immortal principle. Now when we consider the creation, conservation of all these objects, and their subserviencies to human happiness, we can never reflect without the profoundest veneration upon the character of that Being from whom all these things have proceeded. We cannot help acknowledging what an exertion of benevolence creation was, of a benevolence how minute in its care, how vast in its comprehension!

The most eminent of the faculty have been distinguished for their piety; among whom we find the names of Harvey, Sydenham, Locke, Boerhaave, Arbuthnot, Haller, Hoffman, Sthal, Baglivi, Steno, Helmont, Riverius, De Hean, and in

* De Medico, de Decenti, habitu aut decoro, Prenotiones.

our own day, Gregory, Baillie, Bateman, Davy; and many other illustrious men now in existence. They studied the sacred volume, which to use the language of Cicero when speaking of the twelve tables, "a little book that alone exceeds the libraries of all the philosophers in the weight of its authority, and in the extent of its utility." In it is to be learned the only complete history of the universe, the divine precepts of religion, which refer all honor and glory to the Author of all things, and good will to mankind. There is found the foundation of all ethics, "do unto others as you would they should do unto you." This is the great and first principle of human conduct, it commands man to observe justice and benevolence towards his fellow man; duties which by their reciprocation lead to his own and the general good. The cultivators of medicine have been most unjustly accused of favoring infidelity and a contempt of religion; and of late it must be acknowledged with pain, that an abortive attempt had been made which has given too much proof of the justness of the accusation. The attempt was as impotent as it was wicked, it was attacking youth on the weak side; and it was extinguished by the universal voice of the most eminent members of the faculty; for it was observed to have unhinged all the bonds of society in a neighbouring nation, and to have produced a degree of anarchy, confusion and atrocity unequalled in the annals of mankind. It contained not a single argument that had not been urged and refuted a thousand times before; and after all the schemes of a reluctant and erring philosophy, the indispensable resort is to a Deity and his ordinances. How appropriate the following distich to such philosophers:

Know thou thyself, presume not God to scan,
The proper study of mankind is *man*.

That philosophy which assails the attributes of the Supreme Being is fallacious, that wild hypothesis which is in direct opposition to the principles of revealed religion can have few, if any disciples, in an age so enlightened as the present. The really learned in the medical profession have never been infected by the poison of infidelity.

The doctrine of the materiality and mortality of the soul, which is that of materialism and phrenology, should for ever be exploded as totally false, and unworthy of all regard, as subversive of the fundamental principles of all religions, as introducing civil anarchy into the political economy of legislation, as substituting disorder for harmony, despair for hope, and eternal darkness for everlasting light.

If materialism tended to promote the happiness of society, to assist our hopes, to subdue our passions, to instruct man in the happy science of purifying the polluted recesses of a vitiated heart, to confirm him in his exalted notion of the dignity of his nature, and thereby to inspire him with sentiments averse to whatever may debase the excellence of his origin, the public and the medical profession would be deeply indebted to the phrenologists. But the tendency of phrenology, however disguised, is to make mind a secretion or function of the brain, and thus to deny the immortality of the soul. Unbelievers, in general, wish to conceal their sentiments; they have a decent respect for public opinion, are cautious of affronting the religion of their country, fearful of undermining the foundations of civil society. Some few have been more daring, but less judicious, and have, without disguise, professed their unbelief and again retracted their opinions. In denying the immortality of the soul, they deny the authenticity of the Bible; they sap the foundations of all religions; they cut off at one blow the merit of our faith, the comfort of our hope, and the motives of our charity. In denying the immortality of the soul, they degrade human nature, and confound man with the vile and perishable insect, and overturn the whole systems of religion, whether natural or revealed. In denying religion, they deprive the poor of the only comfort which supports them under their distresses and afflictions, and wrest from the hands of the powerful and rich the only bridle to their injustice and passions; and pluck from the hearts of the guilty the greatest check to their crimes—that remorse of conscience which can never be the result of a handful of organized matter—that interior monitor which makes us blush in the morning at the disorders of the foregoing night, and which erects in the breast of the

tyrant a tribunal superior to his power. Such are the consequences naturally resulting from the principles laid down in phrenological writings. It is no intention of ours to fasten the odium of infidelity on any portion of our profession; but it surprises us that men, whose understandings have been enlightened by the Christian revelation, and enlarged by the study of medicine (the most extensive and varied of all human sciences), should broach tenets which equally militate against the first principles of reason and the oracles of the Divinity; and which, if true, would be of no service to mankind. Of what benefit to humanity would be the establishment of phrenology? We answer none; but, on the contrary, the greatest injury. If any man be so unhappy as to work himself into the conviction that his soul is a function or a secretion of the brain, and of course must perish with it, he would still do well to conceal his horrid belief with more secrecy than the Druids concealed their mysteries. In doing otherwise, he only brings disgrace upon himself, for the notion of religion is so deeply impressed on our minds, that the bold champions who would fain destroy it are considered by the generality of mankind, and our profession, as public pests, spreading disorder and mortality wherever they appear; and in our feelings we discover the delusions of a cheating and unmedical philosophy, which can never introduce a religion more pure than that of the Christians, nor confer a more glorious privilege on man than that of an immortal soul. In a word, if it be a crime to entertain such a doctrine, it is consummate folly to boast of it. Whence this eagerness to propagate systems, the tendency whereof is to slacken the reins that curb the irregularity of our desires and restrain the impetuosity of our passions? It must proceed from a corruption of the human heart, averse to restraint, or from the vanity of the mind, which glories in striking from the common path, and not thinking with the multitude. In vain are the phrenologists informed by the anatomist, that he can find bile in the liver, urine in the kidneys, but none of the faculties of the mind in the brain. In vain are they told that after death, when volition has ceased, the motions of the muscles can be excited by galvanism,

and that though muscular motion be restored, we cannot recal volition, or the other mental faculties; rather a strong proof that motion and volition are not exactly the same thing. These and ten thousand other proofs are lost on the phrenologists. They set up the proud idols of their own fancies in opposition to the received opinions of their profession, and in opposition to the oracles of the Divinity; and in endeavouring to display absurdities in the Christian religion, fall into much greater. To them we can with due deference, and without disclaiming our title to good manners, apply the words of St. Paul to the philosophers of his time—"They became vain in their imaginations; professing themselves wise, they became fools."

Let the patrons of the revived and long refuted philosophy persuade their wives that their souls die with their bodies; let them instil the same doctrine into the minds of their children; let the doctrine become generally received—unfaithful wives, unchaste daughters, rebellious sons, and general confusion and anarchy will be the blessed fruits of their philosophy. To those philosophers the words of an able and learned prelate very forcibly apply—"The Bible has withstood the learning of Porphyry and the power of Julian, to say nothing of the manichean Faustus; it has resisted the genius of Bolingbroke and the wit of Voltaire, to say nothing of a numerous herd of inferior assailants; and it will not fall by your force. You have barbed anew the blunted arrows of former adversaries; you have feathered them with blasphemy and ridicule; dipped them into your deadliest poison aimed them with your utmost skill; shot them against the shield of faith with your utmost vigour; but like the feeble javelin of the aged Priam, they will scarcely reach the mark, will fall to the ground without a stroke."*

The doctrine of materialism is not more discordant with the principles of revealed religion, than with the opinions of the greatest men who have ever adorned the science of medicine; men who were, and still are, as great ornaments to

* Bishop Watson's Apology for the Bible.

the literary world in general, and medical literature in particular, as they are useful to mankind.

“ The first duty,” says Napoleon “ of a medical man is to his God, the next to his king and country, and the next to his patients.”* This was the rule of duty of the greatest ornament of the medical profession, and comprises the whole institutes of professional conduct. The man who pays due homage to his Creator and obeys the laws laid down for his guidance, must act honourably and justly towards his fellow creatures. A religious man cultivates all the virtues that adorn the human character, and justly place man the lord of the creation. He will be distinguished for humanity, sympathy, politeness, a large share of good sense, and knowledge of the world. Dr. Gregory considered the chief of the moral qualities peculiarly required in the character of a physician was humanity, “ that sensibility of the heart which makes us feel for the distresses of our fellow creatures, and which of consequence excites us in the most powerful manner to relieve them ; sympathy produces an anxious attention to a thousand little circumstances that may tend to relieve the patient ; an attention which money can never purchase, hence the inexpressible comfort of having a friend a physician. Sympathy naturally engages the affection and confidence of a patient which in many cases is of the utmost consequence to his recovery. The patient feels the approach of a man who possesses it like that of a guardian angel ministering to his relief, while the approach of a rough unfeeling man is like that of an executioner. A certain command of the temper and passions must be natural or acquired to medical men, as sudden emergencies frequently occur in practice, which may flutter the spirits and judgment of the best practitioner, and the weakness and bad behaviour of patients and their attendants are well calculated to ruffle the temper of the mildest individual, and cloud his judgment and make him forget propriety and decency of behaviour, hence the necessity of presence of mind, composure and steadiness.” Let him be remarkable for the humane and liberal exercise of compassionate philosophy.

* O'Meara's Voice from St. Helena.

Dr. Gregory has lucidly described the genius, understanding, temper and qualifications which are required for the duties and office of a physician. He observes "to excel in this profession requires a greater compass of learning than is necessary in any other." This assertion is borne out by the most exalted testimony. Judge Blackstone gave physicians pre-eminence for "general and extensive knowledge." Dr. Johnson was scarcely less favourable in his estimation. "Whether," he observes "what Temple says be true, that physicians have had more learning than any other faculties, I will not stay to enquire, but I believe every man has found in physicians, great liberality and dignity of sentiment, very prompt effusion of beneficence and willingness to exert a lucrative art where there was no hope of lucre."* The late Dr. Parr, the justly celebrated philologist, remarked "while I allow that peculiar and important advantages arise from the appropriate studies of the three liberal professions, I must confess, that in erudition and science, and in habits of deep and comprehensive thinking, the pre-eminence in some degree must be assigned to physicians."† Rosseau spoke as follows of the faculty:—"Il n'y a pas d'état qui exige plus d'études que leur: par tous les pays ces sont les gens les plus veritablement utiles et savans."‡ It is unnecessary to illustrate this truism by other citations, as it is universally admitted by those capable of judging.

Dr. Gregory considered the obligation to humanity, patience, attention, discretion, secrecy and honor, the moral qualities which should distinguish a medical practitioner. He next described the decorums and attentions incumbent on him which tend to support the dignity of the profession, which included the general propriety of his manners, his behaviour to his patients, and to his brethren. With respect to genius and education necessary to medical men, nothing need be said in this place, the profession is open to every man, and the education is prescribed by the constituted authorities.

* Lives of the Poets, Garth.

† Remarks on the statement of Dr. Charles Coombe, pp. 82, 83.

‡ Letters.

As to the other points, it may be fairly stated, that there is much room for improvement in this section of the empire.

The following graphic and elegant description of the moral conduct of medical men, is so accurate and so just, that I quote it with much pleasure.

“ Nevertheless, anatomical pursuits are neither criminal in themselves nor yet fraught with dishonour or disrespect to the dead ; they outrage no feelings but such as are of a superstitious nature ; neither do they in any way deteriorate or brutalize the character of those who pursue them. Insinuations of the latter kind are, indeed, frequently thrown out, but we repel them with meet and honest indignation. We appeal to observation for the truth of our statement, when we assert, that society does not present another class of individuals more numerous and respectable than that of the medical profession ; and one, at the same time, against the general moral conduct of which so little reproach can be made. There is none, too possessed of more varied and valuable information. In these respects physic has no occasion to shrink even from a comparison with divinity. With temptations infinitely stronger and more diversified, practitioners in medicine do in no wise cede to the clergy, taken generally, in the morality of their conduct. It ought moreover to be borne in mind, that the very vocation of the latter, by abstracting them from temptation, diminishes the merit attached to the rectitude of their walk. At the same time we need not hesitate to affirm that more benevolent, more truly kind and charitable individuals, than those which have adorned the profession of physic can no where be found. No description of men, whatever their calling or station in life, render such valuable services to the poor and needy sick ; none expose themselves to dangers equally numerous and great, without the remotest prospects of pecuniary remuneration. They work silently, yet not the less effectually. They make use of no ostentatious preconization of their good deeds, which are of unsolicited and spontaneous origin ; and whilst others are idly preaching the duty of charity, they exemplify it in their daily converse with man. No one is better acquainted with the distresses of po-

verty and sickness than the practitioner; and no one, therefore, can more fully and deeply sympathize with the afflicted. What a bright galaxy of medical philanthropists does history exhibit to us! Of men who have conferred lasting and invaluable blessings on society; who have laboured through evil and through good report, for the benefit of their fellow creatures! And do they not still labour in the same cause? Do they not pursue the same undeviating path of benevolence; gratuitously devoting their time and talents to the indigent sick? We will say nothing of what is privately wrought in this respect; let our public hospitals, our dispensaries, and asylums, be consulted; let them speak. There are very few such institution, in which those who have the care of the soul are not adequately remunerated for their trouble; whilst universally, those who cure the body bestow their time and ability gratuitously. And yet, time is infinitely more precious to the latter, than to the former.

“ Again, no body of men in the community can boast of brighter ornaments to science than are to be found amongst the members of the profession of physic. Where shall we find more truly liberal and enlightened philosophers? Individuals, that have more effectually contributed to dissipate error and superstition, or more zealously promoted the general good of mankind? Where, in fine, shall we meet with men who have united higher cultivation of mind with a more truly virtuous nobility of character? It is well known that there are no students at Edinburgh more industrious or better informed than the medical. There is nothing in their lucubrations which exerts a restricting or confining influence on the mind; nothing which *demoralizes* or *obtunds* the finer feelings of humanity. The frame of man presents a wide field for observation, in which all may freely expatiate, and on that frame the meditations of the medical philosopher are fixed; not on a system of doctrines calculated to cramp the sinews, or repress the energies of intellect. Medicine imposes no dogmas, requires subscription to no tenets, except such as are obviously written in the grand volume of nature herself.

“ We repeat, then, neither in mental nor moral attributes

does the profession of physic yield to that of theology. Let no one imagine we are instituting an invidious comparison, with the intention of exalting the merits of one body in the community, by depreciating those of another. We have no aim but that of evincing the general worth, industry, and acquirements of medical practitioners. We wish to show that the study of anatomy does not exert any baneful influence on their characters; that it does not deprive them of the distinguishing sensibilities of humanity, and thus render them callous to the sufferings of their fellow men. No! they pursue an honourable and dignified vocation, and are urged on in their career by the noble ambition of achieving the utmost possible good. It would be difficult, indeed, to point out in society, individuals of a more laborious, persevering, and indefatigable character. At all hours, at the table of repast, on the couch of repose, amid the inclemency of weather, the harass of an anxious mind, and the oppression of bodily fatigue, they must be ready to obey each capricious call! And yet how ill-treated and ill-requited! Patients rigorously exact an assiduous attention; whilst with all *latitude* which may suit their *fancies*, they will *follow* the advice of a medical attendant, yet immediately suspect the extent of his skill, should the amelioration *demand*ed not ensue. But this is not all; they even seek at the hands of the law to obtain compensation for any supposed deficiency of skill, to the attainment of which, nevertheless, both themselves and the law are equally opposed!"*

As there is no perfect code of ethics to guide the profession in this country, a succinct detail of the rules of conduct prescribed in the different works of authority may be given, and then the leading points can be fully discussed under separate heads. The following is an imperfect epitome of the ethics of the last century, collected from various sources. To this will be appended the ethical code of the present period.

* Dr. Cordon Thompson's Letter on the Necessity of Anatomical Pursuits, 1830.

CHAPTER III.—*Ethics of the Middle Ages.*

FIRST of all things, a medical man ought to exercise piety, and give due honor to the Supreme Being. Next, he ought, to render to every one his due; obedience to his superiors concord to his equals, and equity to his inferiors. He ought to preserve a clean heart, and silent tongue, and cultivate every virtue. The whole praise of virtue consists in action. He is to avoid anger, and suppress all its perturbations, intemperance and insolence, having always before his eyes, the great deformity of mind produced in those who give way to it, and the amiableness and gracefulness of those who avoid it. Sensuality, intemperance, and dissipation, produce concupiscence and carnal gratification, which increase rapidly, and would eventually ruin a medical practitioner. These are to be strenuously avoided, as well as every luxury. Continence consists in moderating pleasure;—gluttony, debauchery, and ignominy, in abusing it. An incontinent or an intemperate man never rose to eminence, and is completely unfit for medical practice. Men of loose and dissolute habits, and of excursive amours, debase themselves to the rank of the brute creation, and render the mind stupid and inert, and totally unfit for the pursuits of science. Such profligate and abandoned characters cannot be found in the history of the medical profession;—in truth, men so vitiated, could not long pursue the practice of medicine. What man would commit the care of his wife, daughters, or female relatives to a medical practitioner, if such could be found, of so debased and brutal character—to a man burning with desire of violating the conjugal and vestal honours of his neighbour's family. Hence, the necessity of practising chastely and honorably, and hence the preference which is given to those members of the profession who have entered into the sacred bonds of matrimony, especially in obstetric practice.* Sadness and fear depress the mind and body,

* Within a recent period, two actions have been brought against medical men for seduction. The annals of medicine, I believe, afford no other examples. The severe censures of the Judges on this breach of professional confidence, ought to induce those who regulate medical education to require the study of ethics, and make it indispensable to students.

and unman the practitioner. Fortitude is opposed to sadness and fear, and is often necessary, to enable us to bear patiently, the calumny and contumely, to which no class of men are more exposed than the professors of medicine. All these passions should be expunged from the medical character, and an ardent desire of fame and glory be substituted in their place. Avarice, pride, and envy, are evils which must be carefully avoided. Avarice was considered the chief of all improbity by the ancients, and it is highly cruel in medical men, when it precludes aid from the sick. But those do not consider its cruelty, whose sole object is the accumulation of riches. Well might the poet exclaim—

——— *Quid non mortalia pectora cogis*

Auri sacra fames.

The sick should never want aid on account of pecuniary consideration; and the practitioner ought to be satisfied according to the affluence of the patient. Above all things, pride is to be avoided. It is odious in the sight of God and man, as it excites an inordinate desire of excellences, and induces one to think, that he enjoys from himself all the gifts of nature, talent, intellect, memory, power, and science, which are bestowed on him by the Deity: he despises others, and thinks they are to submit to him, although his superiors; and hence follows his insatiable desire of praise, fame, honor, glory, and reverence, which is but vain glory. Physicians ought never to be guilty of such an error, nor of presumption, ambition, or curiosity. On the contrary, let them display humility without sordidness. Envy at the prosperity or success of another, is an evil which ought not to be named among the profession. An envious man is pusillanimous of a narrow mind, and abject talent, for he shews, by envying others, that he is inferior to them; he envies what he does not possess, but vehemently desires. Envy is a compound of hatred, dissimulation, avarice, pusillanimity, mendacity, and ambition; and is opposed to friendship, liberality, truth, magnanimity, and prudence. Medical men must avoid this most pernicious evil. All ought to enjoy fortune happily, and no man should be sad at the prosperity of another. Having thus pointed out some of the vices which are to be

avoided by medical men, it is right to enumerate the virtues which they ought to cultivate. These are prudence, circumspection, foresight, caution, perspicacity, continence, sobriety, mildness, modesty, taciturnity, veracity, gravity, magnanimity, liberality, and honesty;—friendship towards acquaintances, affability and civility to strangers, and decorum according to age, sex, and condition. The contrary vices are imprudence, stupidity, precipitation, enmity, cunning, curiosity, and all the excesses of the will, and desire, as irascibility, concupiscence, which are to be avoided by medical men as the most mortal pestilence. About which let them consult the writers on morality, especially Plato, Aristotle, Plutarch, and Seneca; and above all, let them peruse the sacred volume, which will lead to virtue and prudence, from which they will learn how to be good men and prudent practitioners, and to think piously. The conversation is to be moderate and veracious; the morals must be grave, benign, and cheerful; the diet temperate and frugal; the apparel respectable and professional; witticisms to be free but few, and to these, may be added the ancient precept,

*Mens humilis, studium quærendi, vita quieta,
Scrutinium tacitum, paupertas, terra aliena.*

A medical man should be affable and hospitable; friendly to his relations and neighbours, polite to all without any moroseness; he is to relieve the sadness of the suffering patient with placid and mild discourse. Let him not be peevish, but ingenuous, affable, familiar, and enforce his authority without any disdainful gesture. Let nothing fictitious, nothing simulated, be in him, nothing low or base, but let his mind soar with sublimity above all the vicissitudes of fortune. Let the studies of his life be the meditation on the delight and riches of science, virtue, and nobility. Let him shun litigation, and vain popular applause: he ought candidly to praise the good, always avoid detraction, tolerate the bad, indulge the inferior, agree with his equals, and obey his superiors; he is to injure no one; he is to live in the greatest harmony with his family, for this tends to support dignity, and a good reputation; he is to live on the best terms with all, and endeavour to obtain universal esteem. Let him

maintain his opinions with modesty and eloquence, and always with veracity, but without obstinacy. He is not to be proud nor haughty, but cure rich and poor, slaves and free of whatever nation, for medicine is the same to all. He must be careful to observe, that his remedies and directions shall be faithfully exhibited and attended to. *He is to esteem as hidden mysteries whatever is said or done in the house of his patient*, and thus he and his art will acquire more praise. By the observance of these institutes a medical man will obtain a distinguished place among the wise and good.

The display of a diploma is to be left to jugglers. The greatest cleanliness is necessary ; and particular attention to the hands and fingers is requisite. In visiting the sick, let the countenance be meditative, not melancholy or peevish, which is odious to all. Risibility and hilarity are deemed intolerable, from whence the axiom, "*medicus garrulus ægro-tanti alter morbus.*" His whole gesture is not to be so humble as to excite contempt, nor so proud and arrogant as to excite hatred for him. No perfumery is to be used, but if there be any unpleasant odour in the breath, it is to be corrected, lest the patient have reason to exclaim, "*cure thyself.*" The visits to the sick should not be too frequent or too rare, twice a day, except in extreme cases, is quite sufficient. Dr. Gregory maintains an opposite opinion, but reason and common sense are against him. Frequent visits are deemed troublesome by some, while they are esteemed angelic visitations by others. They are to be regulated according to the wish of the patient. By gravity and affability we can best learn the nature of disease. In visiting the sick we should recollect a proper approach, authority, silence, and answers to all inquiries, promptitude in prescribing, that nothing be done precipitately. It is proper to enter the chamber calmly, and not boisterously, not with petulance, noise, garrulity, nor an elated voice, so that in approach aspect, or any other manner, there can be nothing indecorous. In conversation with the sick, our questions must be grave, plain, and intelligible, without solecisms, pedantry, harshness, not foolishly advising them to be of good hope ; neither

are we to condemn the former errors of life too severely, which would lead the patient to suppose his case hopeless. The sick are pusillanimous and suspicious, and many medical men are so imprudent and loquacious, that they express their opinion openly, rendering the sick melancholy and timorous, who fear that which is related is their own condition. We should be extremely cautious in our expressions, and duly consider what is proper to be said to the sick and the attendants; and enforce with mildness and confidence the necessity of obeying all directions and injunctions, and of faithfully administering the remedies prescribed. In this way the sick can never be alarmed, and we have the best chance of success from the due exhibition of medicines. Some men are harsh and overbearing to the sick, and others too accommodating and flattering; both err exceedingly. Humanity, moderation, and suavity are indispensable, because, unless the patient looks on his physician almost in the light of a deity, he will never obey his precepts. Therefore let him be careful of his appearance, voice, manners, and actions, if he wish compliance with his precepts. These requisites captivate society in every rank and condition.

On entering the patient's chamber a medical man is recommended to fix his eyes on the floor, or prudently on the countenance of the sufferer, politely to salute the attendants and patient; and then he is patiently to inquire of all, the age, temperament, habit, constitution, symptoms, and causes of the present illness; and he is also to recollect the season and state of the weather. All these things were comprehended in a single distich by the ancients—

Ars, ætas, forma, complexio, virtus.

Mos et symptoma, repletio, tempus et usus.

After he shall have patiently heard the complaints and narration of the patient; and the narration, however garrulous of the attendants, he should consider the state of the apartment, the ventilation, warmth, moisture, and so on. He is next to learn the order of symptoms, and examine the state of the cerebral, respiratory, circulatory, and assimilatory functions. The countenance, tongue, respiration, and pulse are to be examined; the condition of the bowels and urinary

secretion ascertained; and the state of the uterine evacuation in females. He is to inspect all the egesta, expectoration, alvine, uterine, and urinary discharges. If these things be well observed, you will explain the feelings and state of the patient better than he can do himself; and therefore, he will admire and proclaim your skill and excellence, and will repose more confidence in your opinion. The confidence of the patient is often a more certain cure, than can be accomplished by the practitioner and his medicines. In prognosticating the event to attendants and friends of the sick, we must duly consider his former and present condition; and only predict those things which we know must eventually happen. Thus they will perceive, that you are not the cause of death, should it occur, but of health, should it be restored. It is from prognosis the world extols a physician, and celebrates his name with utility and honour. In prescribing remedies, it is necessary to inquire the form which the patient prefers. In this, as in all other desires, which are not injurious, he is to be gratified; and all are to be made as palatable as possible. In some cases, the parents must persuade the child, and the child the parents, or one friend another, to take certain remedies. There is no objection to this, on the contrary, we must avail ourselves of it as an auxiliary, or life may be sacrificed. In many diseases the sick must be kept tranquil, and all visitors excluded. In this injunction we must be peremptory, and no one can be so unreasonable as to require admittance, at the risk of destroying the life of the patient. Some patients are exceedingly sad and melancholy, and these must be preserved from the visits of all who would further afflict them. The intemperate zeal of the clergy, when there is no necessity for their interference, is often fatal to the patient. Every remedy sanctioned by the major part of the faculty must be faithfully employed. Too much medicine is highly injurious to the constitution; and disease can often be cured as well without, as with medicines. Those whom nature cures, are injured by medicines. Administer nothing timorously or rashly, and never change medicine without having given it a fair trial. A man who is

constantly changing his remedies will not possess the confidence of his patient, because he affords strong evidence that he is ignorant of the means of cure. Cleanliness, ventilation, and regulation of temperature in the sick chamber, are as valuable as medicines. Should the disease be incurable, and prove fatal, the medical attendant may pay a visit of condolence to the relatives, which is always looked on as a proof of his sincerity and friendship. In some cases he may opportunely mention patients whom he had cured of a disease similar to that under treatment; if his patients were the friends or acquaintances of the sufferer, so much the better; he serves the sick by inspiring confidence, and also serves his own reputation. If spoken to about compensation for his attendance, he should declare that the recovery of the patient was his chief concern; but in many cases he must stipulate for his fees, or he will be cheated. This may be done through the friends and attendants, but not with the patient, unless required by himself. A medical man should be affable to all, but not too familiar with any, especially with the illiterate, and his conversation should be always dignified and reserved.

A physician should be always ambiguous in his prognosis, unless the most certain and infallible indications of health, or death be manifest. He is to be moderate in his promises, and always rather pronounce a hope of recovery, than certain death. If a patient be deserted, and afterwards recover by nature or chance, which often happens, the practitioner will incur much infamy. But if he had afforded a hope of health, and death occur, the ignominy is not so great, because many errors and excess may take place, or even a new disease; and the commutation is much easier from health to death, than from death to health, which in the course of nature is almost impossible. A medical man should not interfere in recommending the patient to make a will, it is the strongest proof of despair, and a matter with which he has no concern. If he see necessity, he ought to apprise the friends or attendants, and let them advise the patient to arrange his affairs, in order to prevent disputes and litigation among the heirs. Even this requires great caution, for most

probably other aid will be had, and should the patient ultimately recover, it will be with the greatest disgrace to the first attendant. The friends, relatives, or clergy, are the most proper persons to advise the patient to arrange his affairs; but if the medical man be present, he with a composed countenance, mixed with sincere hope, is to console the patient, and tell him, that the making of a will cannot affect his recovery, for many have done so, who have recovered and lived for many years, or are now in existence. Health or recovery ought never to be promised, lest it offend the Deity, who alone can decide the fate of the patient: if the healthy and robust be uncertain of to-morrow, how much less can the diseased and infirm. In making promises, many natural and auxiliary causes are to be considered, the compliance and obedience of the sick, the diligent application of remedies, and the sudden and unaccountable changes of diseases. How powerful the first aphorism of Hippocrates, "*judicium difficile.*"

Plato, Hippocrates, and Galen, maintained, that "medical men were justified in deceiving the sick for the cause of health." They held statesmen and physicians excusable for this breach of ethics, but no other class of society. The Christian religion, however, is opposed to mendacity in any circumstance. To the physician deception is almost necessary, because his patients are often timid, suspicious, and observant of his words and aspect, and drawing unfavourable conclusions from his very appearance. David, in order to escape from King Achish, changed his dress, and simulated insanity. A tone, a word, a look, will destroy life in delicate and dangerous cases. How often must we disguise medicine, in order to conquer the aversion, and idiosyncrasy of the sick. But mendacity is an evil by which we misrepresent the order of the Creator and of nature. We express not that which we think. We are not to do evil, that good may follow. Yet Abraham said he was his wife's brother; Jacob said to his father, he was Esau, his eldest son, and the midwives of Egypt said they had sacrificed the Hebrew infants, a murderous injunction, for the breach of which they were justly commended. Officious mendacity is less pernicious than that

which is malicious. We must never promise recovery, without premising that it depends on the Divine will, on the due performance of all medical precepts, both by the patient and his ordinary attendants; and even then we must pronounce our prognosis with the greatest caution. The learned physician will bear in mind the great influence of change of weather on the human body; and the many changes a disease of the most favourable aspect may assume.

A few words may be said on the duties of the sick, and their ordinary attendants during the cure of disease.

Hippocrates laid down in his first aphorism, that the physician should not only excel in the due exercise of the best of his skill, but also direct his attention to the conduct of the patient and his attendants, as well as to all extraneous affairs. He said, the medical art consisted in three things, in disease, in the sick, and in the physician, the minister of nature and art. We cannot cure disease, unless the patient assist us. If he refuse remedies, the disease must in general remain, or prove fatal. Hence, the mortality of violent maniacal patients; the assistants are the minor order of medical men and domestics; and the physician must be acquainted with all their duties. Thus, Galen was of opinion, that he must be conversant with pharmacy, venesection, obstetricy, or midwifery, culinary affairs, and even menial servitude. Thus qualified, he can discover artifice, amend, and avoid it. The ordinary attendants should be chosen from those who are acquainted with the patient, and are most likely to pay implicit obedience to the medical directions, and who are accustomed to wait on the sick. They are to report all the symptoms at the next visit, and preserve the apartment in the best order. They are to amuse the sick with chearful conversation, and never indulge in frightful or ominous narrations; they are to preserve all the egesta, sputa, alvine and urinary discharges, and whatever is rejected from the stomach, or is passed by hæmorrhage. Of all things they must avoid quackery, and never administer either diet or medicine, unless that which has been prescribed. They must not indulge in the use of ardent or inebriating liquors; they must avoid informing the patient

of anything that may distress him ; they must not exhibit any of their own food or drink to the sick ; and, in order to compel them to comply with their duties, a faithful servant may attend with them. They should not divulge any thing they may see or hear, but adopt the old adage—"Hear and see, and say nothing." Let the young physician duly consider, how much the event of the disease depends on the proper performance of the duties of nurses ; and he will be very cautious in his prognosis.

This precept is to be chiefly observed by medical men, never to visit a patient unless requested to do so. Should he do so, he renders himself liable to be suspected of ambition or of avarice. If one go unsolicited, he may be certain he shall not have the confidence of the sick, and will be deemed indigent and necessitous ; and he cannot expect any reward for his spontaneous visitation. If known to the sick, he will be despised for his intrusion ; if unknown, his conduct will be suspected. A visit unsolicited is not only useless and indecent, but suspicious. Another medical man may be already in attendance, and will view any intrusion as highly unprofessional. The only exception to this conduct, is when we visit a friend, but even then we are to come as friends, and not in a professional capacity. Again, a patient might be alarmed at seeing a strange practitioner, having one in whom he reposes all confidence, already in attendance. It is also derogatory to the dignity of the profession to be called in, through the persuasion of nurses and others. Attendance even on friends must not be given, unless regularly requested. It is also improper to visit a patient at the request of a relative, unless the person affected, if rational, concur in the request.

There are some avaricious and eccentric men who refuse medical aid, because it is expensive, but their friends solicit attendance in the usual way. It may be given, provided due compensation be made the practitioner, but not otherwise. It is monstrously improper for eminent professional men to give advice gratuitously to the affluent ; it is a direct injury to the rising members of the profession. If a relation or contemporary who has quarrelled with a medical man be ill,

ought we to visit him ? most certainly, even if he has called in another. A good and generous man will conquer evil with good, not considering the deserts of the patient, but what is right and meet for himself, and to promote the honour and glory of the Deity.

A patient is to be visited once a day in chronic cases, twice in acute, and oftener in the most acute. After a lapse of forty days, two visits in the week may be sufficient ; but in all cases they must be regulated by the patient or his friends. In acute and dangerous cases the friends are to be informed of the perilous condition of the sufferer, and should they not speak of the next visit, they are to be apprized of its necessity, however painful to the practitioner. After convalescence attendance may be occasionally given, and a gratuity is not to be refused ; but must not be accepted, if the patient declare his restoration to health. In such cases some complimentary visits ought to be made. Medical aid is to be afforded to every human being, friend or foe, native or stranger. A physician should not undertake the cure of himself, his wife, nor his children ; his mind and reason will be perturbed, and unfit him for the arduous and difficult treatment of violent disease. A lawyer who pleads his own cause is said "to have a fool for his client."

Some men suppose if they once pay a physician he is to attend them through a succession of diseases ; but who will be imposed on in this manner ? Others who pretend friendship, will not call a practitioner, but should he visit them, will enjoy his labor without recompence. This is the conduct of relations very often, and of many towards young practitioners ; in such cases attendance ought to be withheld, unless in the regular manner. What other class of society will act without reward ? Will the clergy, or lawyers, or military, or kings, or any other class of society act so generously ? Surely the labourer is worthy of his wages.

A patient is not to be deserted in the most hopeless condition, for recovery may still happen. Let the practitioner ever recollect the adage "*dum anima est, spes est,*" while there is life, there is hope. With respect to consultations, those who form them should be regularly qualified, and only

look forward to the welfare of the patient; and not to fame nor lucre. The sick have a right to select those they please. No medical man is justified in refusing to meet another in consultation, if both be duly educated and qualified, whether in the same university or another. The patient is not to suffer by their disputes, with which he has no concern; the great object of a consultation is the cure or relief of the patient, and not disputation or deliberation. Consultations are highly necessary in dangerous cases, and no man should ever object to them. A remedy may occur to one, which has escaped the recollection of another, "*Et quod tu nescis fortassis novit Ofellus.*" The physician called in should be older and more eminent in the art than the former attendant. It is the duty of the attendant to communicate the history and treatment of the case, that both may consult what may be added to the cure. If a new remedy be proposed, it is to be tried if either of the attendants would use it himself, if afflicted in a similar manner to the patient. A few words may be said on the manner in which a medical man ought to behave on receiving compensation.

It is unnecessary to enumerate the arguments in proof of the justice of rewarding medical men for their labors. An art that is not purchased, is dis-esteemed, therefore the correctness of the axiom,

"*Exige dum dolor est, nam postquam poena recessit,
Audebit sanus dicere, multa dedi.*"

And of another,

Accipe, dum dolet.

What will not a man give, to one, who liberates him from the greatest danger? Or is there any one so insane, as to spare his riches, when life is in danger? All that a man possesses, says Job, he will give for his life. Thus Philip the father of Alexander said to his physician, after he had reduced his dislocated clavicle, "*accipe omnia quæ voles, quando quidem clavem habes.*" Many similar examples might be quoted; for,

"*Medicis in morbis totus promittitur orbis,*

Mox fugit a mente medicus, morbo recedente."

A physician was said to possess three csts of countenance.

When he converses with the healthy, he displays his ordinary one; when he approaches the sick, laboring under acute and painful disease, he is said to display his angelic one; and when he visits his patient after cure, and seeks compensation, then his aspect is satanic,

“Dum præmia poscit medicus, satan est.”

As health is above all temporal blessings, no one can give an adequate reward for its recovery. Nor has a medical man ever received sufficient compensation for the labors and troubles which he experiences for the calamities and miseries of others, which he makes his own. What can compensate him for the continued anxiety, inconvenience, loss of rest, deprivation of ordinary pleasures, and comforts, which he always experiences? The members of the church and law have time for recreation and amusement; they are not always employed, but the medical man must be ever at his post, his motto is “semper paratus,” for this reason, Dr. Johnson defined the duties of a medical man thus, “a truly melancholy attendance on misery, a mean submission to peevishness, and a continual interruption to rest and pleasure.”* Soranus said, if rewards be given, let them be accepted and not refused; if they be not given, let them not be required; because however much any one can give, is inadequate value for the benefits conferred by medicine.”

The ample and magnificent rewards which were conferred on medical men in ancient ages have been already mentioned.

A question has been discussed in all ages, namely, whether a medical man should be punished for bad practice? The most eminent philosophers and legislators of old, were unanimously of opinion, that the errors of a medical man, if involuntary, should be forgiven. The father of medicine maintained, the only punishment should be his own ignominy. Plato de Republica, says, “quavis medicus, si is, qui ab eo curatur, moritur, invito ipso purus sit secundum legem.” This opinion obtained in all civilized countries.† Pliny, lib. 29. is of the same opinion, “Nulla lex est, quæ puniat

* *Medicé vivere est misere vivere.*

† Not in Great Britain and Ireland, a civil, but not a criminal action, may be instituted for *mala praxis*.

inscitiam capitalemedicorum, nullum exemplum vindictæ, discunt periculis nostris, et experimenta per mortes agunt, medicoque tantum hominem occidisse summa impunitas est, quando in hac artium sola eveniat, ut unicuique medicum se profitenti statim credatur." Barbarians held an opposite opinion, and punished medical men with death, if they had failed in curing the sick. Manes promised to cure the son of the king of Persia, and having failed, he was ordered to be flayed, which sentence was executed. Zerbus having failed to cure Bassa, the emperor of the Turks, was instantly sabred by the soldiers. The experienced and talented Avenzoar, was thrown into chains for a similar failure. But we must proceed to consider the other duties of professional men.

The medical man must be able to detect simulated diseases. This is most important in many relations to society: he must be careful in exempting persons from civil and all public duties by his certificates; he must never violate truth and honour in the execution of his duties to the state and society; he will also be required to give his evidence in the vast variety of civil criminal cases already mentioned, and in all cases he ought to be remunerated for certificates and loss of time.

CHAP. IV.—ETHICS OF THE PRESENT PERIOD.

"I will never set politicks against ethicks, for true ethicks are but as a handmaid to divinity and religion."—BACON.

It is not easy to conceive the reason why the cultivation of ethics, a matter of primary importance to the success of medical men, in the commencement of their career, should be almost totally neglected in the medical schools of an age so enlightened as the present. The fact is so, however incomprehensible it may appear. It is now the custom to initiate men into the mysteries of medicine, without the slightest allusion to the duties they owe each other or the

public ; or to the difficulties to be encountered on the commencement of their practice. Hence arise the frequent misunderstandings, disputes, and improper behaviour of medical men, which are so disreputable and injurious to the dignity and interests of science. From some cause which remains to be explained, the majority of medical professors have excluded the discussion of ethics from their instructions ; the faculties of physic and surgery have acted in like manner, so that there is no code of ethical institutes to be referred to, in the daily violations of those high moral principles, which have always characterized the true cultivators of medicine. The moral statutes and obligations which are required by some of our colleges, are so few, and so little known, that they are nearly useless ; they are seldom observed, obeyed, or enforced. Indeed the only works we have on the subject are those of Dr. John Gregory and Dr. Percival, but these are not deemed authority, nor are they perused by medical students. The former was published above half a century since ; the latter previous to the changes made in the constitution of the profession by recent legislation—and both unsuited to the state of the profession at the present time. There is therefore a fair field for further observations upon the subject.

In the subsequent remarks it will be necessary to describe the present state of the profession, and necessarily comprehend the condition of every class of practitioners. To execute this task in a satisfactory manner to all parties, is not to be contemplated, as the conduct of all deserves animadversion and censure. Truth, justice, impartiality, and an ardent desire to promote the dignity of my profession, shall guide me in the execution of my subject ; and I am confident that I cannot be accused of partiality towards any denomination of the profession. My motto is, "*amicus Socrates, amicus Plato, sed magis amica veritas.*" It is an old adage, that "it is impossible to please all parties ;" neither shall I attempt it, nor endeavour to please one party more than another. Here I follow the steps of Dr. Gregory, who fearlessly avowed his determination to expose abuses, whatever might be the animadversions of his contemporaries. "What-

ever opposition," says the editor of the *Duties of a Physician*, in 1770, "this part of the work may meet with, from those who find their own foibles, or rather vices, censured with a just severity, the ingenuous part of mankind, however, will not fail in bestowing that degree of applause so justly due to its merit. At present, there seems to be a general disposition in mankind to expose to their deserved contempt *those quackish, low, and illiberal artifices*, which have too long disgraced the profession of medicine. It is therefore hoped, that the general spirit will have a remarkable tendency to promote this laudable end; and that it will excite men of influence and of abilities to exert themselves in crushing that arrogance which hath frequently served to cover the ignorance of many practitioners of medicine, by means of which alone they acquire such a share of practice as they are by no means entitled to." The same defects and abuses on which Dr. Gregory animadverted still remain uncorrected, and consequently are deserving of further exposure; in fact they are too glaring to be defended, except by those whose personal interests render them insensible to the important advantages of reformation and improvement. A faithful picture of modern medical ethics is certainly much wanted; a comparison of what the profession is and was may be entertaining and instructive to a large majority of readers.

The only works on medical ethics which can be cited, are those of Drs. Gregory and Percival, and to these will be added the oaths required by one or two of our colleges, and the moral statutes sanctioned by them. These must be laid under severe contribution. The first entitled, "*Lectures on the Duties and Qualifications of a Physician*," has justly received the universal approbation of the profession for more than half a century; and is an excellent abridgement of the maxims of preceding writers, and on many occasions their language is quoted *ipsissimis verbis*. In proof of this assertion, it is only necessary to compare our author's observations with the ethics in the last article, which were translated from a work by Roderic a Castro, entitled "*Medicus-Politicus sive de officiis Medico-Politicis tractatus, quatuor distinctus libris: in quibus non solum bonorum medicorum mores*

ac virtutes exprimuntur, malorum vero fraudes et imposturae deteguntur: verum etiam pleraque alia circa novum hoc argumentum utilia atque jucunda exactissime proponuntur. Hamburg. anno MDCLXIV. 1614." The comments and original views of Dr. G. are, however, numerous and valuable, and will be esteemed so long as medicine shall be cultivated. As his work is almost obsolete, I trust that an analysis of its contents may be presented in a form which cannot fail to meet the eye of the industrious student. His remarks on the dignity and importance of medicine, and on the genius and education required for its proper cultivation, need not be inserted, as these points have been already discussed in a former section. The extracts I shall give do not obviate the necessity of referring to the original work—a production that ought to be in the hands of every practitioner.

Dr. Percival's valuable and truly classic work was re-published in 1803, and completed what Dr. Gregory had omitted. It consisted of the following chapters:—I. On Professional Conduct in Hospital Practice; II. In Private Practice; III. In relation to Apothecaries; and IV. In Cases which require a Knowledge of the Laws; to which were added, a Discourse on Hospital Duties, being the substance of a Sermon preached by the Rev. T. B. Percival, and some valuable notes and illustrations by the author himself. It was his intention to have treated of the powers, privileges, honours, and emoluments of the faculty, an object he did not accomplish. The work was arranged in 1792, as a code of institutes and precepts for the professional conduct of the physicians and surgeons of the Manchester Infirmary, and afterwards extended into a system of Medical Ethics, "in which," says his biographer, "he has drawn a portrait of himself, by tracing, with his own hand, what sort of character a physician ought to be." The work consists of several aphorisms, on which very inappropriate comments have been made by the anonymous editor of the last edition. Of the original opinions of Dr. Percival I shall avail myself; and therefore cannot be considered to interfere with the copyright of the last and worst edition of his work.

In citing the opinions of Dr. Percival and others, I claim

the usual privilege of all writers, to collect and arrange materials from all available sources, which are public property. This privilege is sanctioned by the laws of the country. The valuable observations of two able and distinguished professors of the London University, Dr. A. T. Thomson,* and Dr. Gordon Smith,† on the importance of ethics, shall be laid under contribution, as also the opinions of Sir Astley Cooper, Dr. Baillie, Dr. Parry, and Mr. Brodie. In a word, I shall endeavour to prove that the most eminent members of the profession are the strongest advocates of a branch of education which has been most preposterously overlooked and neglected. Want of leisure precludes me from making sufficient research for the compilation of a complete system of ethics, but I trust I shall be able to accumulate a mass of facts, unequalled in any former publication on the subject.

The following is a condensed detail of Dr. Gregory's opinions on the duties of medical men:—

Physicians, considered as a body of men who live by medicine as a profession, have an interest separate and distinct from the honour of the science. In pursuit of this interest, some have acted with candour, with honour, with the ingenuous and liberal manners of gentlemen. Conscious of their own worth, they disdained every artifice, and depended for success on their real merit. But such men are not the most numerous in any profession. Some impelled by necessity, some stimulated by vanity, and others anxious to conceal ignorance, have had recourse to various mean and unworthy arts to raise their importance among the ignorant, who are always the most numerous part of mankind. Some of these arts have been an affectation of mystery in all their writings and conversations relating to their profession; an affectation of knowledge, inscrutable to all, except the adepts of the science; an air of perfect confidence in their own skill and abilities; and a demeanour solemn, contemptuous, and highly expressive of self-sufficiency. These arts, however well they might succeed with the rest of mankind,

* Tract on Medical Education.

† Analysis of Medical Evidence.

could not escape the censure of the more judicious, nor elude the ridicule of men of wit and humour. The stage, in particular, has used freedom with the professors of the salutary art; but it is evident, that most of the satire is levelled against the particular notions or manners of individuals, and not against the science itself.

The practice of the healing art affords a vast field for the exercise of humanity. A physician has numberless opportunities of giving that relief to distress, which is not to be purchased with the wealth of India. This, to a benevolent mind, must be one of the greatest pleasures. But, besides the good which a physician has it often in his power to do, in consequence of skill in his profession, there are many occasions that call for his assistance as a man; as a man who feels for the misfortunes of his fellow-creatures. In this respect he has many opportunities of displaying patience, good nature, generosity, compassion, and all the gentler virtues that do honour to human nature. The faculty has often been reproached with hardness of heart, occasioned, as is supposed, by their being so much conversant with human misery. I hope and believe the charge is unjust; for habit may beget a command of temper, and a seeming composure which is often mistaken for absolute insensibility. But, by the way, I must observe, that, when this insensibility is real, it is a misfortune for a physician, as it deprives him of one of the most natural and powerful incitements to exert himself for the relief of his patient. On the other hand, a physician of too much sensibility may be rendered incapable of doing his duty, from anxiety, and excess of sympathy; which cloud his understanding, depress his spirit, and prevent him from acting with that steadiness and vigour, upon which perhaps the life of his patient in a great measure depends.

Though a physician possess that enlarged medical genius already described, yet talents of another kind are necessary. He has not only for an object the improvement of his own mind, but he must study the temper, and struggle with the prejudices of his patient, of his relations, and of the world in general; nay, he must guard himself against the ill offices of those, whose interest interferes with him; and it unfortu-

nately happens, that the only judge of his medical merit are those who have sinister views in concealing or depreciating it. Hence appears the necessity of a physician's having a large share of good sense, and knowledge of the world, as well as medical genius and learning.

Such are the genius and talent required in a physician; but a certain command of the temper and passions, either natural or acquired, must be added, in order to give them their full advantage. Sudden emergencies often occur in practice, and diseases often take unexpected turns, which are apt to flutter the spirits of a man of lively parts and of a warm temper.

Accidents of this kind may affect his judgment in such a manner as to unfit him for discerning what is proper to be done; or if he does perceive it, may nevertheless render him irresolute. Yet such occasions call for the quickest discernment and the steadiest and most resolute conduct; and the more, as the sick so readily take the alarm, when they discover any diffidence in their physician. The weaknesses too and bad behaviour of patients, and a number of little difficulties and contradictions which every physician must encounter in his practice, are apt to ruffle his temper, and consequently to cloud his judgment, and make him forget propriety and decency of behaviour. Hence appears the advantage of a physician's possessing presence of mind, composure, steadiness, and an appearance of resolution, even in cases, where, in his own judgment, he is fully sensible of the difficulty.

I come now to mention the moral qualities peculiarly required in the character of a physician. The chief of these is humanity; that sensibility of heart which makes us feel for the distresses of our fellow creatures, and which of consequence incites us in the most powerful manner to relieve them. Sympathy produces an anxious attention to a thousand little circumstances that may tend to relieve the patient; an attention which money can never purchase: hence the inexpressible comfort of having a friend for a physician. Sympathy naturally engages the affection and confidence of a patient, which in many cases is of the utmost consequence to his recovery. If the physician possesses gentleness of

manners, and a compassionate heart, and what Shakspeare so emphatically calls "the milk of human kindness," the patient feels his approach like that of a guardian angel ministering to his relief; while every visit of a physician who is unfeeling, and rough in his manners, makes his heart sick within him, as at the presence of one who comes to pronounce his doom. Men of the most compassionate tempers, by being daily conversant with scenes of distress, acquire, in process of time, that composure and firmness of mind so necessary in the practice of physic. They can feel whatever is amiable in pity, without suffering it to enervate or unman them. Such physicians as are callous to sentiments of humanity, treat this sympathy with ridicule, and represent it either as hypocrisy, or as the indication of a feeble mind. That sympathy is often affected, I am afraid is too true; but this affectation is easily seen through. Real sympathy is never ostentatious; on the contrary, it rather strives to conceal itself. But what most effectually detects this hypocrisy is a physician's different manner of behaving to people in high and people in low life; to those who reward him handsomely, and those who have not the means to do it. A generous and elevated mind is even more shy in expressing sympathy with those of high rank, than with those in humbler life; being jealous of the unworthy construction so usually annexed to it.—The insinuation that a compassionate and feeling heart is commonly accompanied with a weak understanding and a feeble mind, is malignant and false. Experience demonstrates, that a gentle and humane temper, far from being inconsistent with vigour of mind, is its usual attendant; and that rough and blustering manners generally accompany a weak understanding and a mean soul, and are indeed frequently affected by men void of magnanimity and personal courage, in order to conceal their natural defects.

There is a species of good humour different from the sympathy I have been speaking of, which is likewise amiable in a physician. It consists in a certain gentleness and flexibility, which makes him suffer with patience, and even apparent cheerfulness, the many contradictions and disappoint-

ments he is subjected to in his practice. If he is rigid and too minute in his directions about regimen, he may be assured they will not be strictly followed; and if he is severe in his manners, the deviations from his rules will as certainly be concealed from him. The consequence is, that he is kept in ignorance of the true state of his patient; he ascribes to the consequence of the disease, what is merely owing to irregularities in diet, and attributes effects to medicines which were perhaps never taken. The errors which in this way he may be led into are sufficiently obvious, and might easily be prevented by a prudent relaxation of rules that could not well be obeyed. The government of a physician over his patient should undoubtedly be absolute: but an absolute government very few patients will submit to. A prudent physician should therefore prescribe such laws as though not the best, are yet the best that will be observed; of different evils, he should choose the least; and, at no rate, lose the confidence of his patient, so as to be deceived by him as to his true situation. This indulgence, however, which I am pleading for, must be managed with judgment and discretion; as it is very necessary that a physician should support a proper dignity and authority with his patients, for their sakes as well as his own.

There is a numerous class of patients who put a physician's good nature and patience to a severe trial; those I mean who suffer under nervous ailments. Although the fears of these patients are generally groundless, yet their sufferings are real; and the disease is as much seated in the constitution as a rheumatism or a dropsy. To treat their complaints with ridicule or neglect, from supposing them the effect of a crazy imagination, is equally cruel and absurd. They generally arise from or are attended with bodily disorders obvious enough; but supposing them otherwise, still it is the physician's duty to do every thing in his power for the relief of the distressed. Disorders of the imagination may be as properly the object of a physician's attention as those of the body; and surely they are, frequently, of all distresses the greatest, and demand the most tender sympathy; but it requires address and good sense in a physician to manage them

properly. If he seems to treat them slightly, or with unseasonable mirth, the patient is hurt beyond measure ; if he is too anxiously attentive to every little circumstance, he feeds the disease. For the patient's sake therefore, as well as his own, he must endeavour to strike the medium between negligence and ridicule on the one hand, and too much solicitude about every trifling symptom on the other. He may sometimes divert the mind, without seeming to intend it, from its present sufferings, and from its melancholy prospects of the future, by insensibly introducing subjects that are amusing or interesting ; and sometimes he may successfully employ a delicate and good-natured pleasantry.

We sometimes see a remarkable difference between the behaviour of a physician at his first setting out, and afterwards when fully established in reputation and practice. In the beginning, he is affable, polite, humane, and assiduously attentive to his patients ; but afterwards, when he has reaped the fruits of such a behaviour, and finds himself independent, he assumes a very different tone ; he becomes haughty, rapacious, and careless, and often somewhat brutal in his manners. Conscious of the ascendancy he has acquired, he acts a despotic part, and takes a most ungenerous advantage of the confidence which people have in his abilities. A physician, by the nature of his profession, has many opportunities of knowing the private characters and concerns of the families in which he is employed. Besides what he may learn from his own observation, he is often admitted to the confidence of those, who perhaps think they owe their life to his care. He sees people in the most disadvantageous circumstances, very different from those in which the world views them ;—oppressed with pain, sickness, and low spirits. In these humiliating situations, instead of wonted cheerfulness, evenness of temper, and vigour of mind, he meets with peevishness, impatience, and timidity. Hence it appears how much the characters of individuals, and the credit of families, may sometimes depend on the discretion, secrecy, and honour of a physician. Secrecy is particularly requisite where women are concerned. Independently of the peculiar tenderness with which a woman's character

should be treated, there are certain circumstances of health, which, though in no respect connected with her reputation, every woman, from the natural delicacy of her sex, is anxious to conceal; and, in some cases, the concealment of these circumstances may be of consequence to her health, to her interest, and to her happiness.

Temperance and sobriety are virtues peculiarly required in a physician. In the course of an extensive practice, difficult cases frequently occur, which demand the most vigorous exertion of memory and judgment. I have heard it said of some eminent physicians, that they prescribed as well when drunk as when sober. If there was any truth in this report, it contained a severe reflection against their abilities in their profession. It shewed that they practised by rote, or prescribed for some of the more obvious symptoms, without attending to those nice peculiar circumstances, a knowledge of which constitutes the great difference between a physician who has genius and one who has none. Drunkenness implies a defect in the memory and judgment; it implies confusion of thought, perplexity, and unsteadiness; and must therefore unfit a man for every business that requires the lively and vigorous use of his understanding.

An obstinate adherence to an unsuccessful method of treating a disease must be owing to a high degree of self-conceit and a belief in the infallibility of a system. It has been the cause of the death of thousands. Patients ought to be indulged in every thing consistent with their safety; and if they are determined to try an improper or dangerous medicine, a physician should refuse his sanction, but he has no right to complain of his advice not being followed. A physician is often at a loss in speaking to his patients of their real situation, when it is dangerous. A deviation from truth is, in this case, both justifiable and necessary. It often happens that a person is extremely ill, but he may recover if he is not informed of his danger. Again, a man may not have settled his affairs, though the future happiness of his family depends on his making a settlement. In such cases the physician may apprise the friends, and occasionally the patient, of the necessity of the arrangement and disposal

of his property. In all dangerous cases, the real situation of the patient should be communicated to his nearest relatives, as it gives them an opportunity of calling other assistance, if they think it necessary. The patient is not to be deserted when his case is despaired of; it is as much the duty of a physician to alleviate pain, and to smooth the avenues of death, when inevitable, as to cure diseases; his presence and assistance as a friend may be both agreeable and useful where his skill is of no further avail. In some cases we should caution the indiscreet enthusiasts among the clergy against too much zeal, as they often terrify the patient and contribute to shorten a life which might otherwise be saved. Medical men should never involve their patients in private and professional quarrels, in which the sick have no concern. All personal feelings should be forgotten in consultations, the good of the patient ought to be the chief and only consideration. The quarrels of the faculty, when they end in appeals to the public, generally hurt the contending parties, discredit the profession, and expose it to ridicule and contempt. Nothing can justify the refusal to consult but want of temper, nor can such circumstances as the university where a person has taken a degree, "or whether he had any degree at all, justify the refusal." This assertion, I may observe, is at variance with the usages of the profession, though society has sanctioned it. Fellows of the College of Physicians refuse to meet graduates of all the British and foreign universities in consultation, until admitted into the College. But of this hereafter. It becomes young practitioners to be particularly attentive to the propriety of their behaviour when consulting with their seniors. Besides the respect due to age, these are entitled to a particular deference from their longer and more extensive experience.

The revolutions indeed of medical hypotheses and systems are so quick, that an old and a young physician seldom reason in the same way on subjects of their profession; although the difference be sometimes rather apparent than real, when they use only a different language to express sentiments essentially the same. But it generally happens,

that the speculations which principally engage the attention of young physicians, seldom in any degree affect their practice; and therefore, as they are in a great measure foreign to the business, they should never introduce them in medical consultations. They shew equal want of sense and good manners, when they wantonly take opportunities of expressing contempt for opinions as antiquated and exploded, in which their seniors have been educated, and which they hold as firmly established. A little reflection might teach them, that it is not impossible but in the course of a few years, their own most favourite theories may be discovered to be as weak and delusive as those which have gone before them; and this should lead them to consider how sensibly they may be hurt themselves, when they find those idols of their youth attacked by the petulant ridicule of the next generation; when, perhaps, they are arrived at a time of life when they have neither abilities nor temper to defend them.

Dr. Gregory defended the necessity of medical men being versed in all the branches of the healing art, and concludes by observing, "Every department of the profession is respectable, when exercised with capacity and integrity. I only contend for an evident truth, either that the different branches should be separately professed, or, if one person will profess all, that he should be regularly educated to, and thoroughly master of all. I am not here adjusting points of precedence, or insinuating the deference due to degrees in medicine. As a doctor's degree can never confer sense, the title alone can never command regard; neither should the want of it deprive any man of the esteem and deference due to real merit. If a surgeon or apothecary has had the education, and acquired the knowledge of a physician, he is a physician to all intents and purposes, whether he has a degree or not, and ought to be respected and treated accordingly. In Great Britain, surgery is a liberal profession. In many parts of it, surgeons or apothecaries are the physicians in ordinary to most families, for which trust they are often well qualified by their education and knowledge; and a physician is only called where a case is difficult, or attended

with danger. There are certain limits, however, between the two professions, which ought to be attended to : as they are established by the customs of the country, and by the rules of their several societies. But a physician, of a candid and liberal spirit, will never take advantage of what a nominal distinction, and certain privileges, give him over other men who, in point of real merit, are his equals ; and will feel no superiority, but what arises from superior learning, superior abilities, and more liberal manners. He will despise those distinctions founded in vanity, self-interest, or caprice ; and will be careful that the interests of science and of mankind shall never be hurt, on his part, by a punctilious adherence to formalities.

Much stress has been laid on the formality of a physician's dress, but there is no reason in preferring one garb to another. In some cases there is great impropriety in having any distinguishing formality in dress and manners.

The attendance should be in proportion to the urgency and danger of the disease. A patient or his friends have a curiosity to know the nature of the medicine prescribed, which it is often very improper to gratify ; but other cases occur in which it may be proper to acquaint the patient with the nature of remedies, as the peculiarities of constitution require great attention, both as to the quantity and quality of certain medicines. Such are the chief of the duties of medical men, according to the amiable and revered Dr. Gregory ; the observance of which cannot fail to promote the honor and dignity of the profession. He included many minor topics, which need not be recorded at the present period.

There are certain duties belonging to the learned professions which are supreme, and which no individual and no set of men can either, for themselves or their successors, violate, renounce, or neglect, without substantial injustice. These duties, so far as they relate to physicians, are comprised in the oaths required by the Universities, Colleges of Physicians, and in one of the Colleges of Surgeons, in this empire. The substance of these oaths is that proposed by Hippocrates nearly 2000 years ago, and the oath was formerly administered in all Universities in which medicine was

taught, to those who were created doctors, and to those who were licensed to practise by the Colleges of Physicians. The oath required by the Edinburgh University is in the following words. After an invocation of the Deity, the graduate pronounces these words: "Tum porro artem medicam caute, caste, probeque exercitaturum, et quoad potero omnia ad ægrotorum corporum salutem conducentia cum fide procuraturum quæ denique inter medendum visa vel audita silere convenit non sine gravi causa vulgaturum. Ita presens spondenti adsit numen." "To practise physic *cautiously, chastely and honorably*; and faithfully to procure all things conducive to the health of the bodies of the sick; and lastly, never, without great cause, to divulge any thing that ought to be concealed, which may be heard or seen during professional attendance. To this oath let the Deity be witness." I believe no similar oath is required by the Universities of Oxford, Cambridge, Dublin, Glasgow, Aberdeen, or Saint Andrew's, or by any of the Colleges of Physicians or Surgeons, except those of London. The Royal College of Physicians requires the following promise from its members, fellows, and licentiates, and prescribes a code of moral statutes:—"Dabis fidem te observaturum statuta Collegii, aut mulctas tibi contra facienti irrogandas promptè persoliturum, omniaque in medicina facienda, pro viribus facturum in honorem Collegii et reipublicæ utilitatem." "You faithfully promise that you will observe the statutes of the College, and that you will promptly discharge all fines imposed on you for the breach thereof, and that you will do every thing in the practice of medicine for the conservation of health, to the honour of the College, and the utility of the realm." The following are the *Moral and Penal Statutes* of the Royal College of Physicians of London in 1830:—

De Conversatione Morali et Statutis Pœnalibus.

1. NULLUS sive Socius, sive Candidatus, sive Permissus fuerit, Socium aut Candidatum aut Permissum ignorantiae in arte suâ vel maleficii nomine, nisi coram iudicibus legitimis accuset, aut coram quibusvis afficiat contumeliis. Si quem contrà fecisse Præsidenti et Censoribus aut eorum majori

parti innotuerit, primâ vice solvat quatuor libras, secundâ vice duplicetur mulcta; quòd si tertio quis similiter diliquerit, et modo prædicto convictus fuerit, si quidem Socius aut Candidatus fuerit, expellatur é Societate nostrâ, vel é Candidatorum ordine; sin idem sit é Permissorum numero, solvat decem libras. Quam quidem decem librarum mulctam quotiescunque idem Permissus ejusdem delicti modo prædicto denuò convictus fuerit, ipsi irrogandam statuimus.

2. Nullus Socius, Candidatus, vel Permissus salutatione officiosâ, vel animi benevoli obtentû, opem medicam ultrò offerat, nedum subministret ægro cuilibet, quem Medici cujusvis, sive Socii, sive Candidati, sive Permissi, curæ commissum esse cognoverit, et ad quem non accersitus fuerit.

3. Si quis autem malitiæ hujusmodi convictus fuerit, præter ignominiaë notam quam isti (quantum in nobis est) inuri volumus, quadraginta solidos mulctetur à Presidente et Censoribus.

4. Si quis paciscatur cum Pharmacopolis de aliquâ preti parte ex medicamentis præscribendis percipiendâ, si sit Socius aut Candidatus, et hujusce delicti à Præsidente et majore parte Sociorum in Comitibus majoribus sive ordinariis sive extraordinariis præsentium convictus fuerit, é Societate nostrâ, vel é Candidatorum ordine, expellatur.

5. Sin Permissus delicti hujusce à Præsidente et Censoribus, aut eorum majore parte, convictus fuerit, decem libras quotiescunque id admiserit, mulctetur.

6. Medicus quisque, sive Socius, sive Candidatus, sive Permissus fuerit, singulis suis schedulis, in quibus ægri curatio præscribitur, diem præscriptionis, ægri nomen, et su denique nominis literas initiales adscribat; nisi causa intersit à Præsidente et Censoribus approbanda.

7. Si plures Medici curationis gratiâ convenerint, consultandum est summâ modestiâ, et non nisi semotis arbitris à re alienis. Nec quisquam præscribat, imò ne innuat quidem, quid agendum sit, coram ægro, aut adstantibus, priusquam junctis consiliis inter ipsos Medicos curandi methodus fuerit constituta. Sin autem Medici in diversas iverint sententias, ita ut in eandem medendi methodum consentire nequeant,

summâ tamen prudentiâ et moderatione se gerant ; eorumque dissentionem ita, ut tâm ægro quàm amicis ejus quàm minimum molestiæ pariat, ordinarius medicus ægro aut adstantibus significet.

8. Qui leges has consultandi non observaverit, et à Præsidente et Censoribus aut eorum majore parte convictus fuerit, quinque libras mulctetur.

9. Nullus denique Medicus, sive Socius, sive Candidatus sive Permissus, consilium ineat de rebus Medico propriis, in civitate Londino et intra septem milliaria in circuitu ejusdem nisi cum aliquo è Sociorum vel Candidatorum vel Permissorum numero, sub pœnâ quinque librarum quotiescunque hujusce delicti à Præsidente et Censoribus, aut eorum majore parte convictus fuerit.

10. Omnes mulctæ quæ per statuta nostra irrogatæ fuerint illicò solvantur.

1.—No fellow, candidate, or licentiate shall accuse a fellow, candidate, or licentiate of ignorance or mala praxis of his art, unless before legitimate judges, or before those concerned. If it be known to the president and censors, or the majority of them, that any person shall so act, he shall pay £4. for the first offence, and the fine will be doubled for the second ; but if he transgress a third time, and be convicted in the manner mentioned, if he is a fellow or candidate he shall be expelled from our society, or from the order of candidates ; and if he is a licentiate he shall pay £10. and we ordain, that licentiates shall be fined a like sum for every similar transgression.

2.—No fellow, candidate, or licentiate shall afford medical aid or prescribe for a patient whom he knows is under the care of another physician, whether fellow, candidate, or licentiate, and to whom he has not been duly called.

3.—If any one be convicted of this vice, besides the known ignominy which we wish him to suffer, he shall be fined £2. by the president and censors.

4.—If any one shall bargain with apothecaries for any per centage on prescriptions, if a fellow or candidate, and if convicted in the manner before mentioned, he shall be

expelled from the fellowship, or from the order of candidates.

5.—If a licentiate, he shall be fined £10. for each offence.

6.—Every physician, whether fellow, candidate, or licentiate, shall inscribe his initials, the date of the prescription, and name of the patient, on every prescription, unless some cause intervenes which shall be approved by the president and censors.

7.—If many physicians be called to a patient, they are to consult with great modesty, and not without the absence of witnesses unconnected with the affair. Nor shall any one prescribe or insinuate what is to be done before the sick or attendants, before he has stated his method in consultation. But as medical men have different opinions, so that they cannot agree in the plan of treatment, they are to conduct themselves with the greatest prudence and moderation; the ordinary attendant shall signify to the sick and attendants their dissention, so that it may appear as trifling, and as slightly disagreeable to the patient or his friends as possible.

8.—Whoever will not obey these rules of consultation, and be convicted by the president and censors, shall be fined £5.

9.—Finally, no physician, fellow, candidate, or licentiate shall consult in the city of London, or within seven miles thereof, unless with a fellow, candidate, or licentiate, under a penalty of £5. as often as convicted by the president and censors, or majority of them.

10.—All fines imposed by these statutes must be paid.

It is much to be regretted that the great bulk of the profession,—University graduates in medicine, surgeons, and apothecaries, have no opportunity of being acquainted with these admirable statutes, or have nothing similar to inform them of the etiquette they owe to each other. In printing these statutes and placing them before the medical public, I hope and trust I may add to the honor and dignity of the profession. The majority of the tenets maintained in them are highly conducive to the fame of every class of medical men; and if duly observed would extinguish that base and

unprofessional and ungentlemanly behaviour, which of late has characterized too many medical practitioners, and has debased and degraded the profession. The disputes and calumnies of medical men have been so frequent, so violent, so notorious of late, that the character of the profession is lowered in the estimation of the public to a degree unequalled in the history of medicine. Actions against medical men by their contemporaries, or their patients, are now amongst the most frequent in our courts of justice. This degeneracy of the profession is not confined to this country, it extends throughout Europe, and has even crossed the Atlantic Ocean; and it arises from the exclusion of medical ethics from the prescribed courses of professional education. This malignant spirit pervades every branch of the healing art, the physicians, the surgeons, and the apothecaries are the most prominent of litigants in our courts of justice. What a falling off is here! If we turn to private practice, we find those uninfluenced by the statutes under consideration, vituperating each other, "by look, gesture, and suspicious silence," and often without any disguise; and the injured individual has no remedy afforded him by the body to which he belongs, and which gravely promises him rights, privileges, immunities, and protection in the discharge of his vocation; his only remedy is an appeal to the laws of his country. But the fact is, our Colleges of Surgeons and Companies of Apothecaries have no power to protect their members; nor is there any country in the world in which the laws relative to the practice of the medical profession are so imperfect and defective as in the British empire.

But to return to the subject immediately under consideration, I have to detail the oath required by the Royal College of Surgeons in this city, which is as follows:—"You swear that while you shall be a member of the Royal College of Surgeons in London, you will observe the statutes, bye-laws, ordinances, rules and constitutions thereof; that you will obey every lawful summons issued by order of the court of assistants and examiners of the said college, or of either of them, having no reasonable excuse to the contrary: that you

will pay such contributions as shall be legally assessed upon and demanded of you : that you will demean yourself *honorably* in the practice of your profession ; and to the utmost of your power maintain the dignity and welfare of the college—So help you God.” It is to be feared that some surgeons forget to demean themselves honorably in the practice of their profession, more especially as their rivals, the apothecaries, or as they are most unclassically denominated “the general practitioners,” are under no such obligation. From the open violation of our laws relative to the practice of medicine, the surgeons act as physicians, and must become apothecaries in self-defence ; the apothecaries act as physicians and surgeons, while the chemists and druggists, without any medical education whatever, act as physicians, surgeons and apothecaries ; and as to quacks, they are allowed to flourish to an illimitable extent, and to destroy more than the sword, famine and pestilence united. Such is a true picture of the medical profession in the greatest nation upon earth—in a country pre-eminent for literature, the sciences and the arts.—Such is the state of medical practice in England.

But to leave this part of the subject to another opportunity, and return to the topic more immediately under consideration. That medical men should practise *cautiously, chastely, and honourably*, and observe strict secrecy in all delicate cases, and in all domestic affairs, which may fall under their notice during professional attendance, is not only consonant to the usage of the profession, but to common sense and justice. It would be highly improper to divulge the nature of certain diseases, or expose the affairs of families, to gratify idle curiosity, impertinence, or serve the purposes of an interested knave. The law however compels us to violate these principles ; and hence the exception in the Edinburgh oath, “not to divulge without mighty reasons.” In such cases the violation or renunciation of our moral and professional duties is compulsory. Chastity and honour are general moral duties, and not peculiarly belonging to any one profession. The duty of *caution* in practice means “care not to expose the sick to any unnecessary danger.” The best rule of conduct

on this important point, is the simple and comprehensive, religious and moral precept, "do unto others as you would they should do unto you." Whatever the practitioner does or advises to be done, for the good of his patient, and what he would do in his own case, or in the case of those who are dearest to him, if he or they were in the same situation, is not only justifiable on his part, but it is his indispensable duty to do. The patient should have the chance, whether it be 100 to one, or only one in 100 in his favour. Whatever may be the result, the practitioner has the greatest of all consolation—the consciousness of rectitude, "*mens conscia recti*."—this will be his solace, should the case terminate unfavourably, when the vulgar, the ignorant, the envious, the malicious, and the interested, will not fail to blame him for the death of his patient. But if he administered a dangerous medicine, merely to gratify his own curiosity or zeal for science, to ascertain the comparative advantage or disadvantage of some new remedy, either proposed by himself or suggested by others; he is held guilty of a breach of ethics and of a high misdemeanour, and a great breach of trust towards his patient; and if the patient died, I apprehend, he might be severely punished. Medical men have tried the most dangerous experiments upon themselves, from their zeal for science; and even sacrificed their lives, but patients in general have no such zeal for science, no ambition for such a crown of martyrdom, and generally employ and pay their medical attendants for the very opposite purpose. It must be admitted that men who would try experiments upon themselves, would be very apt to try experiments on their patients. It is a melancholy truth, but cannot be denied. The profession however, has always reprobated such conduct, and the medical phrase of reproach and contempt for it, "*corio humano ludere*," to play with the human hide, abundantly testifies in what abomination it has been held by the faculty. It is unnecessary to dwell upon this point in this age, because all experiments are made upon the inferior animals; and the just reproach entertained by the faculty, in former times, is now inapplicable. But every man of common understanding well knows, that neither physic, nor sur-

gery can be practised without some danger to the sick. It is universally known that many surgical operations are dangerous to life ; and that all our most powerful remedies are highly dangerous, and more especially when improperly employed or when they cannot be borne. A safe medicine is often extremely dangerous, from the peculiarity of constitution ; and the great and urgent danger in many diseases requires the immediate use of dangerous remedies. It is admitted by the best practitioners, that many remedies are still wanted for the cure of disease, and this want leads us most justifiably and almost inevitably to try new remedies on many occasions ; and such experiments are not blameable, for they are necessary : *sic enim medicina orta ; subinde aliorum salute, aliorum interritu perniciosa discernans a salutaribus*. From these causes, there results much inevitable danger in the practice of physic. From this acknowledged danger, results the important duty of caution in a physician, or care to make the danger as little as possible. Whatever is best for the sick, it is the indispensable duty of a medical man to do for them. It is his duty and obligation, "faithfully to do all things conducive to the health of his patients ;" and this is so complete and indefeasible, that it cannot be set aside by any motion whatever. Such is the code of ethics which ought to influence medical men, both in public and in private practice ; "but it is matter of question," says Dr. Gordon Smith, "whether it has in reality an existence."* This is a truism that cannot be doubted ; and yet the rising members of the profession are expected to support the honor and dignity of the faculty, without any rules to guide them, without having heard a single word upon the subject, during their education. Hence the cause of that improper conduct which has degraded the profession to a degree unparalleled in the annals of British medicine. I shall not prosecute this subject at present, as it will be more properly considered in my account of the laws relative to the practice of every branch of medicine in this country, and of the constitution of the faculty.

* Analysis of Medical Evidence.

From the preceding brief account of the ethics by which medical men are directed, it is obvious that the profession of medicine is the most noble and disinterested of human avocations. This has been admitted in every age and country, since the foundation of medicine as a science. History attests the fact. It now only remains to apply the noble principles of medical ethics to public and private practice, and here Dr. Percival shall be our guide, but we will endeavour to condense his precepts, without destroying the spirit of their meaning.

CHAP. VI.

Of Professional conduct relative to hospital and other medical charities, and in private practice.

HOSPITAL physicians and surgeons should display tenderness, steadiness, and condescension in enforcing their authority. They should allow the sick to choose their favourite practitioner, or at all events call him into consultation occasionally, and thus ensure the patient's confidence. The feelings and emotions of the sick ought to be regarded as much as in private practice; and the discussion of the nature of their diseases, in their presence, ought to be avoided. Delicacy in female cases, should be ever regarded. Parsimony in prescribing medicine and diet, should never have influence. A discrimination between medical and surgical cases should invariably exist; and new remedies or operations are justifiable under the circumstances already mentioned. The history of every important case should be recorded, and the nature of the disease, the *ratio symptomatum* and *ratio medendi*, should be noted and explained to medical students when they attend. This is the only safe mode of initiation into the healing art, a practice unattended to in all the London hospitals. The medical officers should examine and approve of all medicines, but ought to take no part in the management of the domestic affairs of hospitals, or other public institutions to which they may be attached. They should consult in all

dangerous cases, and no capital operation ought to be performed unless sanctioned by the majority of the physicians and surgeons of the institution. The junior physician or surgeon should deliver his opinion first, and the others in the progressive order of their seniority; a majority to be decisive; but if the numbers are equal, the attendant should decide. In mixed cases, the junior surgeon should deliver his opinion first, and his brethren afterwards, according to seniority, and then the junior physician. This is agreeable to the rule "*incipiat junior medicus, concludat senior,*" The attendant is to state the case. The order of seniority may be determined by the date of admission into the colleges, or appointment to the hospital; due notice should be given of a consultation, and no one should be present but the medical officers, unless with their consent. It is improper to hold consultations on Sunday, or perform operations unless in cases of urgent necessity. It is improper to have a stated day for operations, as it may cause improper delay or unjustifiable anticipation, "when several operations are to take place in succession, one patient should not have his mind agitated by the knowledge of the sufferings of another. The surgeon should change his apron when besmeared; and the tables or instruments should be freed from all marks of blood, and every thing that may excite terror." Morals and religion must be attended to in hospitals, but all indiscreet zeal is not only injurious in dangerous cases, but even fatal. Intrusion on the religious opinions of the sick is highly improper, and is too often allowed or encouraged in many hospitals. The sick should choose their own clergyman. In many cases it is necessary to advise the patient to make a will, as the inmates of hospitals are often possessed of property, or in expectation of it, and their heirs might lose it.

The relief afforded by hospitals, though they are institutions of the most benevolent kind, is procured with difficulty; patients are admitted only one day in the week, no matter how dangerous their cases, fees are often required, the sick are removed from their families, the nurses are strangers. These defects are so manifest, that the public have wisely established dispensaries to obviate them. In these establish-

ments medical assistance is obtained with the greatest facility every day ; it is afforded to one parent, without removing him from the means of earning support for himself and family, and to the other without withdrawing her from the superintendence of her domestic concerns. Besides the natural affections which every philanthropic mind must wish to see cherished, are reciprocally called into exercise, and strengthened, where the parent is the patient, where the wife becomes the nurse, and the children assistants, and medical aid is rendered more efficacious when the mind is relieved from the anxieties necessarily attendant upon a separation from family, and a removal from home. The early application on the first feelings of indisposition prevents the diffusion of contagious diseases; and pestilence, which once stalked forth, spreading terror and desolation around, is now arrested in its progress, or strangled in its birth; and it is not too much to assert that the general healthiness of the metropolis, and the less frequent recurrence of contagious disorders, are to be in a great measure attributed to their early suppression in the abodes of poverty, by the activity and vigilance of the medical officers of dispensaries. It is also apparent that without the medical assistance thus afforded the poor, the demand on parochial rates would be increased in a very considerable degree, and the medical establishments of every parish would be increased to double their ordinary expenditure.

It is quite contrary to the objects for which hospitals and dispensaries are founded, to render them subservient to those in affluent circumstances, an abuse which exists in every one of them. This is an imposition on charity, and a direct injury to the profession, yet the medical officers connive at it. It is a fact, which cannot be controverted, that a large proportion of the patients admitted into the hospitals, especially of this city, and relieved at dispensaries, are not real objects of charity, and are often the relatives or personal friends of the governors or subscribers; and thus the junior members of the profession are seriously injured. This abuse exists in every part of the empire, but to a vast extent

in this metropolis. I have often remonstrated with my colleagues, and with governors on this impropriety, but the reply was ready, "these things are tolerated in every public institution." Dismissing the subject for the present, I have to allude to the conduct of medical men in the various public situations in which they are placed, in lunatic asylums, prisons, &c. &c. The same principles of conduct should guide them in public and private practice, and these have been amply detailed in the preceding pages. A few observations may be made on points relative to private practice, not hitherto considered.

Punctuality in visits to consultations should be always observed. This was well exemplified by Dr. Baillie, as is related by Sir Henry Hallford, in his observations on his departed friend, delivered at the College over which he presides, "Such was his condescension, that he often incurred great inconvenience to himself by his punctual observance of appointments with the humblest practitioners. In consultation he was candid and liberal in the highest degree; and the physician who called him in never failed to find himself in the same possession of the good opinion of the family, as he was before the circumstances of the case made a consultation necessary."

Consultations, says Dr. Percival, should be promoted, in difficult or protracted cases, as they give rise to confidence, energy, and more enlarged views in practice. On such occasions no rivalry or jealousy should be indulged. Candour, probity, and all due respect should be exercised towards the physician or surgeon first engaged; and as he may be presumed to be best acquainted with the patient and with his family, he should deliver all the medical directions agreed upon, though he may not have precedency in seniority or rank. It should be the province, however, of the senior physician, first, to propose the necessary questions to the sick, but without excluding his associate from the privilege of making farther enquiries, to satisfy himself, or to elucidate the case.

As circumstances sometimes occur to render a special consultation desirable, when the continued attendance of another

physician or surgeon might be objectionable to the patient, the gentleman of the faculty, whose assistance is required in such cases, should pay only two or three visits; and sedulously guard against all future unsolicited interference. For this consultation a double gratuity may reasonably be expected from the patient, as it will be found to require an extraordinary portion both of time and attention.

In medical practice, it is not an unfrequent occurrence, that a physician is hastily summoned, through the anxiety of the family, or the solicitation of friends, to visit a patient, who is under the regular direction of another physician, to whom notice of this call has not been given. Under such circumstances, no change in the treatment of the sick person should be made, till a previous consultation with the stated physician has taken place, unless the lateness of the hour precludes meeting, or the symptoms of the case are too pressing to admit of delay.

In cases of doubt or danger, the medical man who refuses a consultation must be extremely arrogant or inhuman, and probably both. The patient has an undoubted right to call as many of the faculty as he pleases, though it is often very difficult to make him understand that he is not the property of his attendant, and that on the contrary, the services of the latter are not his property. In general, consultations are objected to in small towns, where the faculty are obliged to scramble for fame and fortune, and daily bread, and whose rivalships, and disputes, and altercations, too often end in open quarrels and implacable animosities. The sick ought never to suffer by such disputes, and hence we find men who are not on speaking terms, meeting in consultation. It has been a maxim with the faculty that a practitioner of *standing*, a senior, should be called over the ordinary attendant. This rule is often violated, and indeed it is not an easy matter to observe it on many occasions. The late eminent Dr. Gregory, of Edinburgh, has commented with his usual force on this point. He says, but mere *standing* or seniority, superadded to the most complete and regular education in the profession, will neither procure confidence from the public, nor success and employment to any person. We are well accustomed

to see many juniors surpass, and most deservedly surpass their seniors, perhaps even their own instructors ; and leave them so far behind, that, before half their race is run, they can have no farther hopes of success.

Some individuals soon shew by their talents, and the use which they make of them, that they can profit more by seven years of observation and experience, than others could do in the longest life. And very many soon shew that they are incapable of ever improving; from a real natural want of those faculties which would enable them to observe accurately, to compare different observations together, to reason acutely and fairly, and ultimately to draw just and useful practical inferences from what they had observed. Many, not naturally deficient in their intellectual powers, become so from defects or improprieties in their education; especially the want of that general preliminary education which improves the faculties, while it extends the sphere of knowledge, and directs the attention to proper objects. And many more, who have no such excuse either from natural or accidental defects, never improve, and soon shew that they never will, purely by their own fault. They think the knowledge or improvement they had acquired, when they first entered on the exercise of their profession, sufficient for all purposes, or at least for their purpose; they find the effort of attention in observing, comparing, reading, and thinking, too laborious; and, as they flatter themselves it is unnecessary for them, they soon cease to make it.

Of course, all chance of improvement in them is at an end; they grow older, and yet grow never the better or wiser. On the contrary, as they often become more negligent, they grow worse in every respect, and really become more ignorant, forasmuch as they acquire no new knowledge, and forget much of what they had formerly learned.

They become a kind of drones, content to do their business in a humdrum workman-like sort of a way; by which they have the best chance of escaping reflections or censure. Their faults are much more frequently sins of omission than of commission. For once that they do any thing positively and immediately pernicious, they miss, from negligence, or

ignorance, or both, an hundred opportunities of doing good. None but those in the secret have any notion how faithfully many physicians and surgeons go on for thirty or forty years, or longer if they live longer, employing, even in the commonest diseases, the remedies which they were taught when young, though useless at best, if not pernicious ; how faithfully many great and grave writers have transcribed from their predecessors, from generation to generation, the same frivolous, absurd, or dangerous precepts, the same useless or pernicious prescriptions, and the same silly remarks ; how tenaciously many practitioners adhere to old receipts, so extravagantly absurd as to contain perhaps fifty or a hundred ingredients, of which probably not more than three or four are of any use ; and how manfully they fight against the introduction of other remedies, the most simple, powerful, and safe ; which they reprobate, and will not employ, for no other reason but because they are new.

Men of such talents, characters, and habits, whether physicians or surgeons, can neither improve by experience themselves, nor contribute to the instruction of others, and the improvement of their art. They are peculiarly unfit to practise in an hospital, where, on account of the great number and urgency of the cases to be treated, the greatest extent and accuracy of knowledge, the greatest quickness, precision, and discrimination in applying it, and, in one word, the greatest effort of attention and thought is required. Any deficiencies in them, which in private practice might well have escaped observation and censure, must soon become conspicuous on so public a stage ; just like those of a lawyer at the bar ; and will not only bring on themselves reproach and contempt, but will in some measure affect the character of the hospital itself. Whatever lessens the confidence of the public in the administration of it, and of the patients who resort to it, in the skill of those to whose care their health and lives are entrusted, tends strongly to frustrate the benevolent purpose of the institution, and is, in truth, a very great injury to the public. Some men, naturally of good sense and quick discernment, and active, vigorous minds, who attend accurately to what passes around them, are distinguished

even at an early period of life for sagacity, prudence, decision, and quickness in conduct, and a thorough knowledge of the characters of men, and the management of business. They are accordingly respected in the world, and often consulted on nice and difficult occasions by those who are acquainted with them, and who very wisely rely more on the judgment of such men than they would do on their own.

But such men are not the majority of mankind. An infinitely greater number are either so deficient in natural talents, or so culpably negligent in the use they make of them, that they appear to acquire no improvement at all by their experience of men and things. At the age of fifty or sixty, they are a good deal more dull, but not a jot wiser, than they were at twenty-five or thirty. They become as arrant drones in common life as any are in law, or physic, or surgery. No man of sense, who knows them, would ever think of consulting them, or relying on their judgment, in any business whatever, any more than he would think of consulting a lawyer when he was sick, or a physician when he was engaged in a law suit.

A man of such a character never can deserve respect, or confidence, or employment, even in his own profession: and there are many such in law, in physic, in surgery, and in all the employments of life.

It must be unnecessary to enter into serious proofs of the importance of consultations. The mere want of medical assistance, says the distinguished physician whom I have just quoted, is in many cases so bad, as to imply almost certainly very pernicious, if not fatal consequences. In such cases to withhold it voluntarily, would be almost as criminal as to suffer a wretch to perish by withholding food from him. This point being proved, a few words may be said on the utility of numerous consultations. The opinion of Dr. G. is so excellent upon this topic, that it must be quoted. With respect to physicians and surgeons both, and their patients, it is plain that all the good that can be expected from a consultation may be obtained from one of two, or three, or four, at the utmost, at least as well as from one ten times as numerous; and I should think it almost as plain,

that much of that good may be prevented, and much positive evil done, by a very numerous consultation.

On this point, I presume, without vanity, to know as much as most men. For full half of my life, I have been a professor of physic in the University of Edinburgh, during which time consultations have been a great part of my business, to the number certainly of some thousands. Nineteen times out of twenty at least I have been the youngest physician of the consultation; and of course, when any written directions were to be given to the patient, have had the honour to put them in writing, to the number, I presume, of two or three hundred at least. I can say with confidence in point of fact, that I never knew any good come of a very numerous consultation; and I doubt much whether any physician or surgeon of competent experience will give a different account of the result of what he has observed. The conduct of physicians and surgeons, when themselves or any of their families are sick, affords a still better proof and illustration of the same truth, and is indeed supreme and decisive authority with respect to what is useful, or what is useless, or worse than useless, in medical consultations. With us all considerations of economy are out of the question. Bad as we may be thought, we are not such Cannibals as to prey on one another. We may all have, for nothing, to ourselves and our families, as much assistance in point of physic and surgery as we choose. We feel strongly, that we have not sufficient calmness and firmness to judge and act properly, when the lives of those are at stake in whom we are most tenderly interested: and as to ourselves, when sick, we all know, for it is a long settled point in physic, that every man who doctors himself, has a fool for his patient.

For these reasons we are all accustomed, when ourselves or our families are sick, to ask the assistance, not of all, but of some of our professional brethren. A numerous consultation is a kind of debating society, in which the patient's welfare, which ought to be the only object in view, is nearly forgotten. The illustrations of such consultations by Moliere, Le Sage, Fielding, and many others were just, though inapplicable at present. In former times the *odium medicum* was

as violent as the *odium theologicum*, even matters went so far that the disputants resorted to arms; but there is little danger of modern theorists taking the field in support of their opinions, though they war with words fully as bitterly as their predecessors.

Great caution should be used by the practitioner called in as to the character of the former attendant. Dr. Percival has illustrated this point with great ability. Officious interference, in a case under the charge of another, should be carefully avoided. No meddling enquiries should be made concerning the patient; no unnecessary hints given, relative to the nature or treatment of his disorder; nor any selfish conduct pursued, that may directly or indirectly tend to diminish the trust reposed in the physician or surgeon employed. Yet though the character of a professional busy-body, whether from thoughtlessness or craft, is highly reprehensible, there are occasions which not only justify but require a spirited interposition. When artful ignorance grossly imposes on credulity; when neglect puts to hazard ~~(an im-~~
~~portant)~~ life; or rashness threatens it with still more imminent danger, a medical neighbour, friend, or relative, apprized of such facts, will justly regard his interference as a duty. But he ought to be careful, that the information on which he acts, is well founded; that his motives are pure and honourable; and that his judgment of the measures pursued is built on experience and practical knowledge, not on speculative or theoretical differences of opinion. The particular circumstances of the case will suggest the most proper mode of conduct. In general, however, a personal and confidential application to the gentleman of the faculty concerned, should be the first step taken, and afterwards, if necessary, the transaction may be communicated to the patient or to his family.

The next point for consideration is this, ought a physician to consult with an apothecary or not? The Royal College of Physicians in London decide in the negative, as also the Dublin College. Dr. Grattan of Dublin, observes,

If physicians will consult with apothecaries and meet them at the appointed hour, on successive days, during the whole

course of a long protracted fever, what are the public to infer? The natural inference is, that the physician must derive some information from the apothecary, and that he does not consider the absence of the apothecary from his shop as a matter of any consequence. This again leads to other conclusions, until at last it is supposed that the apothecary having seen so much of the physician's practice, must be as well qualified to prescribe as the physician himself. Of course, on all future occasions he is applied to, and the physician no more thought of, until symptoms of the most urgent nature have presented themselves, and the apothecary begins to consider it not altogether prudent in him to allow his patient to die, unattended by a physician.

After a physician has been thus called in over an irregular practitioner, and when he performs merely the part of a useless pageant in the gloomy scene which is soon to follow, his want of firmness, and of steady adherence to that candour which his duty to the profession, and the public, requires, by no means tends to promote even his private interests. He gives occasion to the very person, who perhaps objected to him in the first instance, to observe that there was little use in employing him, and that it was evident he could have done nothing more than had been done before he was consulted. Thus are the public deceived; thus is the respectability of medicine injured, and thus are more lives annually sacrificed, than it would be possible to calculate.

The presence of an apothecary at a consultation, can be of no use whatever to the patient, and is very often injurious. Physicians, in his presence, cannot deliberate as freely as they would do, were they by themselves. They feel that they are under the *surveillance* of a person who may have a partiality towards one physician, and a prejudice against another, and who may pass what comment he pleases on their opinions and practice. The effect of this is, to create a degree of caution and reserve on their part, altogether inconsistent with the object of a consultation; and which often renders it little else than a mere matter of form.

The presence of the apothecary has also a decided influence over the physician with respect to the medicines which

he prescribes, so that, however honest his intentions, he cannot avoid ordering more than he otherwise would. If a physician were to pay two successive visits to a patient, when an apothecary was in attendance, without prescribing any medicine, what would be the consequence? It would probably be suggested that he knew nothing of the disorder, or that he wished to protract its duration, by not ordering such medicines as some other physician had prescribed, with the greatest success, in a case exactly similar: that it was a proof of the greatest avarice and illiberality to take his fee for doing nothing;—in short, that he ought to be immediately dismissed, and that Doctor ——— should be sent for.

The dubious state of the English law on the right of apothecaries to demand compensation for their attendance, has given rise to a system injurious to the profession and public, that of prescribing an unnecessary quantity of medicine, and by this means acting contrary to their own feelings as men of education, and virtually imposing upon the public. They must have some remuneration for loss of time, or how are they to support their families and establishments? Can it be expected that an apothecary or surgeon apothecary in extensive practice in London, will spend his time in driving from one part of this immense city to the other, without some compensation for his services; and this he is compelled to acquire in the disreputable manner already mentioned. It will be said by physicians and surgeons, that the general practitioners, as they are unclassically denominated, are intruders, and have no legal right to practise medicine and surgery. No doubt they have no legal right to practise physic or surgery,* but it is equally clear that they are patronized and generally employed by the public. The want of such a class of practitioners arose from the exorbitant fee for medical attendance, physicians and surgeons demanding a guinea for every visit or prescription, a sum much more than the majority of society can afford. The junior members of these professions are

* The laws relating to the Medical Profession. By J. W. Willcock, Esq. Barrister at Law. London, 1830.

compelled to make the same demand, and in this way the public to a great extent are precluded from procuring the advice or attendance of physicians and surgeons. The apothecary becomes the general practitioner, because people will prefer his opinion to their own, and especially as he is considered entitled to no fees. This line of practice has become so general, that some few doctors and a large proportion of surgeons have adopted it. The character of this body of practitioners, however, is naturally less esteemed by the public, as they are compelled to sacrifice reputation to interest, and to subject themselves to the humiliating mortification of being compounded with druggists and chemists, while the legitimate physicians and surgeons regard them as intruders, and treat them with jealousy or contempt. As the law was said to allow no compensation for advice, they were accounted unreasonable when they made a specific charge for attendance; and they were obliged to order an unnecessary quantity of medicine, and charge a high price, to remunerate them for attendance, to the great annoyance of the public, and to the degradation of the profession. From this mode of remunerating general practitioners, which is distressing to the majority of that body, and which is happily at an end by a recent decision of the King's Bench, the sick were obliged to take more medicine than was required for the cure of their disease; and this is still too often the case, when a physician is called in by the attending apothecary. The esteem and veneration entertained for the profession at large are diminished, the medical character is lowered and degraded by this state of things, and the public confidence in the healing art is so much injured of late, that many deprive themselves of its aid altogether. The profession, though brought to a degree of perfection hitherto unequalled, has its dignity and degrees so despicably fallen, that the most illiterate assume and usurp its titles, and the university graduate is almost ashamed to be styled Doctor, since he must share his title in common with the surgeon, the apothecary, the chemist, the druggist, and the nefarious quack. Every man may stile himself Doctor, and impose on the public with impunity. Such is the state of physic in London, in 1830. The English

apothecary however is as much "sinned against as sinning." He is obliged to receive a medical and surgical education, expend five years in acquiring pharmaceutical knowledge, and undergo examination, before he is legally qualified. He then commences his profession, and has the mortification to discover that any man may usurp his rights, by placing the words chemist and druggist over his door. He also learns that his illiterate rival, who has received no medical education, robs him of his real vocation, the composition of medicine, vends drugs at half the price he charges, compounds nearly all physicians' prescriptions, prescribes for the sick ; in a word is physician, surgeon, apothecary, and obstetrician. The Apothecaries' company have the power to prevent all this abuse, if they would only do their duty. In Scotland, the surgeon apothecary must be a licentiate of the Royal College of Surgeons of Edinburgh, and must have received an excellent medical and surgical education.

In Ireland, the apothecary is not obliged to receive a medical or surgical education, though he practises every branch of the healing art, and has his peculiar rights infringed on, especially in the remote parts of the country, by his old colleague the grocer.

Under all these circumstances, can it be expected that the regular physician or surgeon ought to meet the general practitioners of this empire, and those who assume the title of such in consultation ? The Colleges of Physicians and Surgeons have invariably decided in the negative. If the members of each branch of medicine received the same education, of course there could be no objection to their meeting in consultation ; but this has never been the case, and therefore the law and the public have wisely decreed a distinction of medical practitioners, which no class of the faculty can destroy. That it is quite preposterous to attempt it, the recent history of medicine in this country amply testifies. It may be said, that the science and art of medicine are "one and indivisible," and therefore ought to be studied and practised by every member of the profession. Granted, if every man could either comprehend or understand the science and the practice of the healing art, but as yet no man has had

the temerity to boast of a perfect knowledge of the subject. Hippocrates, who afforded the best evidence of the most extensive knowledge of the various branches of medicine of any of his successors, candidly acknowledged that he had not arrived at the end of physie. But now a days, it is seriously asserted, that every young gentleman of one and twenty, who qualifies at the Apothecaries' Hall, or Royal College of Surgeons, is perfectly acquainted with medicine, and competent to treat all diseases incidental to humanity. Such is the march of intellect of the age. Unfortunately for this assertion, the most eminent members of the profession are of a different opinion. They unanimously maintain that no man, however talented, can be a complete master of the science and practice of medicine in its full acceptation, that every man ought to acquire as much information as possible in all its branches; but that the practice of any one branch is as much as he can undertake with satisfaction to himself, or benefit to mankind. Such is the received opinion, with respect to practice in the large cities, in which a division of the practice of medicine is universally observed. After all that has been stated on the contrary, there is no instance in the history of the profession, of one individual having produced a good system of physie, surgery, midwifery and pharmacy, much less a complete system. The reason is obvious, any one of these branches is sufficiently extensive to occupy the mind; but a complete knowledge of all is far beyond the limits of the human understanding. If this position be admitted, and where is the well educated physician or surgeon who can deny it, it follows that the division of the medical profession is consonant with reason, common sense, and expediency.

This division however is most valuable to the affluent; and is manifestly injurious to the great mass of society, the middle and lower classes, who are precluded from enjoying the advantages it affords. To supply the wants of these classes, the general practitioners are supposed to be necessary, indeed indispensable, though this is very doubtful when we consider how easily the aid of young physicians and surgeons may be procured, as well as the aid of their seniors

at the numerous charitable institutions. But the lowest class of society ought to be enabled to purchase the services of well educated practitioners, and this could be easily accomplished, by regulating fees according to seniority, the fee of the junior being such that all might afford to give it. This plan has been adopted in France and other countries, with the best effects to the profession and the public. The young physicians and surgeons of France, men of the first rate education and talents, some of them the best writers of the day, take fees of one, two, three, five, ten francs, and so on to one or two louis, according to their standing; and this plan does not degrade their characters any more than the subaltern officer or midshipman is degraded by his situation, or the admiral or general by having passed through the lower stations, or the clergy who receive their tithes in proportion to the wealth of individuals. Were the medical profession in this country to follow this example, there would be no inducement to prescribe unnecessary medicines, a great many useless if not dangerous practitioners might be spared, young physicians and surgeons would be employed, who under the present circumstances have no chance of practice in consequence of requiring fees similar to their seniors, and who must commence their career, after an expensive education, by affording gratuitous advice. The change would elevate the medical character, by removing the temptation to many degrading practices, now too common among all classes of practitioners. Though this regulation of remuneration is not formally adopted by the legal heads of the profession, still it is sanctioned by the majority of physicians and surgeons in this metropolis to a certain extent, as the most eminent accept a fee of half a sovereign for advice at their own houses. This is not generally known, but it is a fact; and many talented young barristers accept a similar fee for chamber advice. The Apothecaries' company of Ireland have regulated the fees of the respective grades of their body, apprentices, assistants and licentiates. The apprentice is entitled to half a crown, the assistant to a crown, and the master to ten shillings for each visit, or to a guinea if called up at night. These fees are regularly charged and paid.

The price of medicines, draughts, mixtures, pills, boluses, &c. are regulated, and the bills of apothecaries may be taxed at the Hall in Dublin. There is no power given by the Irish Act 34 Geo. 3. to regulate fees, or the price of medicine, but the courts of law have repeatedly decided upon the legality of the proceeding. This is a good hint to the company in this country, whose powers are much more extensive, by the 55th Geo. 3. Besides the decision in the case of *Hendy v Hanson* has established the right of English apothecaries to fees, provided they charge a fair and moderate price for medicines.* The good effects of this decision will be speedily felt by the profession, and in due time by the public. According to the present system the British and Irish apothecary, by whom the medicines prescribed by physicians are presumed to be prepared, is scarcely ever in his shop. The moment he receives his licence he ceases to be an apothecary. From that moment he considers himself a general practitioner, and regards his business as a secondary pursuit. He procures a school boy as an apprentice, and to him is intrusted the serious and important office of compounding medicines. The most active poisons are placed within his reach, and are at his disposal. That serious accidents, and even the destruction of life occur from this cause, the public prints daily inform us. The fact is, there is no such person as the law styles apothecary in the British dominions. The apothecary prescribes in all cases, he seldom permits a physician to be employed unless he considers the patient past recovery; and the physician called in by the apothecary conceals his mistakes, and often consults him precisely as if he was a regularly educated practitioner. In extreme cases the presence of the physician only serves to hide the blunders, and protect from blame the incompetency of the former attendant, but the physician who is a party to the delusion, can be actuated only by corrupt and mercenary motives. He must also act against his conscience in prescribing or sanctioning much more medicine than is necessary, though it is an axiom, that "the best physician is he who orders the least medicine." The practice of consulting with apothecaries leads to this monstrous state of things,

* Willcock, op. cit.

and the majority of apothecaries themselves feel the bad effects of the system, as well as every one else, and would never lend themselves to it; unless actuated by necessity. But the surgeons infringe upon the physicians as well as the apothecaries, and this has been so much felt that the Royal College of Physicians in London, cautioned certain eminent surgeons against the practice; a caution which was despised in the teeth of the law. The fact is, we have the various classes of the medical profession, educated and illiterate, encroaching on the rights and privileges of each other, intrenching beyond the lawful boundaries, violating treaties and engagements, and openly transgressing against the laws. This will appear very obvious, by a reference to the valuable treatise of Mr. Willcock, already quoted. Under such circumstances it is impossible for harmony and good feeling to be cherished by the profession. The want of an esprit de corps, so remarkable in other professions, exposes ours to disrespect and contempt in the eyes of the public.

It would far exceed the limits by which I am circumscribed, were I to attempt to enumerate the defects of the medical profession in this country; I shall, however, attempt to depict the most prominent of them when detailing the laws relating to the practice of medicine. Notwithstanding all the abuses detailed, the finest feelings of our nature actuate us in the discharge of our professional duties. The institutes of our conduct are not exceeded in excellence by those of any other profession. The preceding sketch of ethics attests the fact. To return to the pleasing subject of ethics, we have to enumerate a few other rules which guide the higher orders of the profession, and which were proposed by Dr. Percival.

Whenever a physician or surgeon *officiates* for another, who is sick or absent during any considerable length of time, he should receive the fees accruing from such additional practice: but if this fraternal act be of short duration, it should be gratuitously performed; with an observance always of the utmost delicacy towards the interest and character of the professional gentleman, previously connected with the family.

Some general rule should be adopted by the faculty, in every town, relative to the *pecuniary acknowledgments* of their patients; and it should be deemed a point of honour to adhere to this rule, with as much steadiness, as varying circumstances will admit. For it is obvious, that an average fee, as suited to the general rank of patients, must be an inadequate gratuity from the rich, who often require attendance not absolutely necessary; and yet too large to be expected from that class of citizens, who would feel a reluctance in calling for assistance, without making some decent and satisfactory retribution.

But in the consideration of fees, let it ever be remembered, that though mean ones from the affluent are both unjust and degrading, yet the characteristical beneficence of the profession is inconsistent with *sordid* views, and *avaricious* rapacity. To a young physician, it is of great importance to have clear and definite ideas of the ends of his profession; of the means for their attainment; and of the comparative value and dignity of each. Wealth, rank, and independence, with all the benefits resulting from them, are the primary ends which he holds in view; and they are interesting, wise, and laudable. But knowledge, benevolence, and active virtue, the means to be adopted in their acquisition, are of still higher estimation. And he has the privilege and felicity of practising an art, even more intrinsically excellent in its mediate than its ultimate objects. The former, therefore, have a claim to uniform pre-eminence.

Dr. Percival adds in a note; at a period when empirics and empiricism seem to have prevailed much in Rome, the exorbitant demands of medical practitioners, particularly for certain secret compositions which they dispensed, induced the Emperor Valentinian to ordain, that no individual of the faculty should make an express charge for his attendance on a patient; nor even avail himself of any promise of remuneration, during the period of sickness; but that he should rest satisfied with the donative voluntarily offered at the close of his ministration.* By the same law, however, the Emperor provided that one practitioner, at least, should be appointed

* Vide Cod. Theodos. Lib. XIII. Tit. III.

for each of the fourteen sections into which the Roman metropolis was divided with special privileges, and a competent salary for his services; thus, indirectly, yet explicitly acknowledging, that a physician has a full claim in equity, to his professional emoluments. Is it not reasonable, therefore, to conclude, that what subsisted as a *moral right*, ought to have been demandable, under proper regulations, as a *legal right*? For it seems to be the office of law to recognize and enforce that which natural justice recognizes and sanctions.

The Roman advocates were subject to the like restrictions, and from a similar cause. For their rapacity occasioned the revival of the Cincian ordinance—" *qua cavetur antiquitas, ne quis ob causam orandam pecuniam donumve accipiat.*" But Tacitus relates, that when the subject was brought into discussion before Cladius Cæsar, amongst other arguments in favor of receiving fees, it was forcibly urged *sublatis studiorum pretiis, etiam studia peritura*; and that in consequence, the prince "*capiendis pecuniis posuit modum usque ad dena sestertia quæ egressi repetundarum tenerentur.*"*

A precise and invariable *modus*, however, would be injurious both to the barrister and the physician, because the fees of each ought to be measured by the value of his time, the eminence of his character, and by his general rule of practice. This rule, with its antecedents, being well known, a *tacit compact* is established, restrictive on the claims of the practitioner, and binding on the probity of the patient. Law cannot properly, by its ordinances, establish the custom, which will and ought to vary in different situations, and under different circumstances. But a court of judicature, when formally appealed to, seems to be competent to authorise it if just, and to correct it if unjust. Such decisions could not wholly change the honorary nature of fees; because they would continue to be increased, at the discretion of the affluent, according to their liberality and grateful sense of kind attentions; and diminished, at the option of the physician, to those who may from particular circumstances, require his beneficence.

* Annal Lib. XI. Pag. 168. Edit. Lipsii.

From the Roman code, the established usage, in different countries of Europe, relative to medical fees, has probably originated. This usage, which constitutes common law, seems to require considerable modification to adapt it to the present state of the profession. For the general body of the faculty, especially in the United Kingdoms of Great Britain and Ireland, are held in very high estimation, on account of their liberality, learning, and integrity. And it would be difficult to assign a satisfactory reason why they should be excluded from judicial protection, when the just remuneration of their services is wrongfully withheld. Indeed, a medical practitioner, one especially who is settled in a provincial town, or in the country, may have accumulated claims from long protracted and even expensive attendance; and his pecuniary acknowledgments may be refused from prejudice, from captiousness, from parsimony, or from dishonesty. Under such circumstances, considerations of benevolence, humanity, and gratitude, are wholly set aside: for when disputes arise, they must be suspended, or extinguished; and the question at issue can only be decided on the principles of commutative justice.

All members of the profession, including apothecaries as well as physicians and surgeons, together with their wives and children, should be attended gratuitously by any one or more of the faculty, residing near them, whose assistance may be required. For as solitude obscures the judgment, and is accompanied with timidity and irresolution, medical men, under the pressure of sickness, either as affecting themselves or their families, are peculiarly dependent upon each other. But visits should not be obtruded officiously, as such unasked civility may give rise to embarrassment, or interfere with that choice, on which confidence depends. Distant members of the faculty, when they request attendance, should be expected to defray the charges of travelling. And if their circumstances be affluent, a pecuniary acknowledgment should not be declined; for no obligation ought to be imposed, which the party would rather compensate than contract.

When a physician attends the wife or child of a member of the faculty, or any person very nearly connected with him, he should manifest peculiar attention to his opinions, and tenderness even to his prejudices. For the dear and important interests which the one has at stake, supersede every consideration of rank or seniority in the other; since the mind of a husband, a father, or a friend, may receive a deep and lasting wound, if the disease terminate fatally, from the adoption of means he could not approve, or the rejection of those he wished to be tried. Under such delicate circumstances, however, a conscientious physician will not lightly sacrifice his judgment; but will urge, with proper confidence, the measures he deems to be expedient, before he leaves the final decision concerning them to his more responsible coadjutor.

Clergymen, who experience the *res augustæ domi*, should be visited gratuitously by the faculty. And this exemption should be an acknowledged rule, that the feeling of individual obligation may be rendered less oppressive. But such of the clergy as are qualified, either from their stipends or fortunes, to make a reasonable remuneration for medical attendance, are not more privileged than any other order of patients. Military or naval subaltern officers, in narrow circumstances, are also proper objects of professional liberality.

As the first consultation by letter imposes much more trouble and attention than a personal visit, it is reasonable, on such an occasion, to expect a gratuity of double the usual amount. And this has long been the established practice of many respectable physicians. But a subsequent epistolary correspondence, on the further treatment of the same disorder, may justly be regarded in the light of ordinary attendance, and may be compensated as such, according to the circumstances of the case, or of the patient.

Physicians and surgeons are occasionally requested to furnish certificates, justifying the absence of persons who hold situations of honour and trust in the army, the navy, or the civil departments of government. These testimonials,

unless under particular circumstances, should be considered as acts due to the public, and therefore not to be compensated by any gratuity. But they should never be given without an accurate and faithful scrutiny into the case; that truth and probity may not be violated, nor the good of the community injured, by the unjust pretences of its servants. The same conduct is to be observed by medical practitioners, when they are solicited to furnish apologies for non-attendance on juries; or to state the valetudinary incapacity of persons appointed to execute the business of constables, churchwardens, or overseers of the poor. No fear of giving umbrage, no view to present or future emolument, nor any motives of friendship, should excite to a false, or even dubious declaration. For the general weal requires that every individual, who is properly qualified, should deem himself obliged to execute, when legally called upon, the juridical and municipal employments of the body politic. And to be accessory, by untruth or prevarication, to the evasion of this duty, is at once a high misdemeanour against social order, and a breach of moral and professional honor.

The use of quack medicines should be discouraged by the faculty, as disgraceful to the profession, injurious to health, and often destructive even of life. Patients, however, under lingering disorders, are sometimes obstinately bent on having recourse to such as they see advertised, or hear recommended, with a boldness and confidence which no intelligent physician dares to adopt, with respect to the means that he prescribes. In these cases, some indulgence seems to be required, to a credulity that is insurmountable. And the patient should neither incur the displeasure of the physician, nor be entirely deserted by him. He may be apprized of the fallacy of his expectations, whilst assured, at the same time, that diligent attention should be paid to the process of the experiment he is so unadvisedly making on himself, and the consequent mischiefs, if any, obviated as timely as possible. Certain active preparations, the nature, composition, and effects of which are known, ought not to be prescribed as quack medicines.

Among the various kinds of imposture practised in polished society, quackery has been the most successful, in consequence of the inestimable value justly set on health. It is unnecessary to expatiate on this theme, as it is generally acknowledged. The whole of our medical laws were enacted for the suppression of empiricism, but at no period of our history was it so general as at present. In every other nation in Europe it is suppressed, quack nostrums are prohibited, and it is only in this enlightened country they are tolerated, and blazoned forth as cures for incurable diseases. The Colleges of Physicians possess power to abate this evil, but on this and every other occasion they have neglected the interests of medical science and the public. They have calmly and heedlessly witnessed the degradation of the profession. The grand secret of the encouragement of quackery is this, that the government derives an immense revenue, at least £100,000 annually, from stamp duty on patent medicines and quack advertisements. During the last session of Parliament, it was admitted that the revenue on patent medicines, in England alone, and exclusive of advertisement duty, which was treble the sum at least, was £30,000 a year. The duty derived from this polluted source in Scotland and Ireland was not stated. The income estimated above, is obviously less than the real amount. How disgraceful to the British pharmacopœias is this state of things, and yet the framers of the pharmaceutical codes are perfectly indifferent about the matter. It would be an insult to the reader, to offer serious proofs of the injury inflicted by unrestrained empiricism, both on the profession and public. We shall dismiss the subject by observing, that quacks are subject to two years imprisonment in France, or to be sent to the galleys for five years. Again, no man is allowed to practise obstetrics unless duly educated, even midwives must be instructed, and apothecaries must confine themselves to their proper business, compounding medicine.

At the close of every interesting and important case, especially when it has terminated fatally, a physician should trace back, in calm reflection, all the steps which

he had taken in the treatment of it. This review of the origin, progress, and conclusion of the malady ; of the whole curative plan pursued, and of the particular operation of the several remedies employed, as well as of the doses and periods of time in which they were administered, will furnish the most authentic documents, on which individual experience can be formed. But it is in a moral view that the practice is here recommended, and it should be performed with the most scrupulous impartiality. Let no self-deception be permitted in the retrospect ; and if errors, either of omission or commission, are discovered, it behoves that they should be brought fairly and fully to the mental view. Regrets may follow, but criminality will thus be obviated. For good intentions, and the imperfection of human skill, which cannot anticipate the knowledge that events alone disclose, will sufficiently justify what is past, provided the failure be made conscientiously subservient to future wisdom and rectitude in professional conduct.

The opportunities which a physician not unfrequently enjoys, of promoting and strengthening the good resolutions of his patients, suffering under the consequences of vicious conduct, ought never to be neglected. And his councils, or even remonstrances, will give satisfaction, not disgust, if they be conducted with politeness ; and evince a genuine love of virtue, accompanied by a sincere interest in the welfare of the person to whom they are addressed.

The observance of the Sabbath is a duty to which medical men are bound, so far as is compatible with the urgency of the cases under their charge. Visits may often be made with sufficient convenience and benefit, either before the hours of going to church, or during the intervals of public worship. And in many chronic ailments, the sick, together with their attendants, are qualified to participate in the social offices of religion ; and should not be induced to forego this important privilege, by the expectation of a call from their physician or surgeon.

A physician who is advancing in years, yet unconscious of any decay in his faculties, may occasionally experience some change in the wonted confidence of his friends.

Patients who before trusted solely to his care and skill, may now request that he will join in consultation, perhaps with a younger coadjutor. It behoves him to admit this change without dissatisfaction or fastidiousness, regarding it as no mark of disrespect; but as the exercise of a just and reasonable privilege in those by whom he is employed. The junior practitioner may well be supposed to have more ardour than he possesses, in the treatment of diseases; to be bolder in the exhibition of new medicines; and disposed to administer old ones, in doses of greater efficacy. And this union of enterprize with caution, and of fervour with coolness, may promote the successful management of a difficult and protracted case. Let the medical parties, therefore, be studious to conduct themselves towards each other with candour and impartiality; co-operating, by mutual concessions, in the benevolent discharge of professional duty.

The commencement of that period of senescence, when it becomes incumbent on a physician to decline the offices of his profession, it is not easy to ascertain; and the decision on so nice a point must be left to the moral discretion of the individual. For, one grown old in the useful and honourable exercise of the healing art, may continue to enjoy, and justly to enjoy, the unabated confidence of the public. And whilst exempt, in a considerable degree, from the privations and infirmities of age, he is under indispensable obligations to apply his knowledge and experience in the most efficient way, to the benefit of mankind. For the possession of powers is a clear indication of the will of our Creator, concerning their practical direction. But in the ordinary course of nature, the bodily and mental vigour must be expected to decay progressively, though perhaps slowly, after the meridian of life is past. As age advances, therefore, a physician should, from time to time, scrutinize impartially the state of his faculties; that he may determine, bona fide, the precise degree in which he is qualified to execute the active and multifarious offices of his profession. And whenever he becomes conscious that his memory presents to him, with faintness, those analogies, on which me-

dical reasoning, and the treatment of diseases are founded ; that diffidence of the measures to be pursued, perplexes his judgment, that from a deficiency in the acuteness of his senses, he finds himself less able to distinguish signs, or to prognosticate events ; he should at once resolve, though others perceive not the changes which have taken place, to sacrifice every consideration of fame or fortune, and to retire from the engagements of business. To the surgeon under similar circumstances, this rule of conduct is still more necessary. For the energy of the understanding often subsists much longer than the quickness of eye-sight, delicacy of touch, and steadiness of hand, which are essential to the skilful performance of operations. Let both the physician and surgeon never forget, that their professions are public trusts, properly rendered lucrative whilst they fulfil them ; but which they are bound by honour and probity to relinquish, as soon as they find themselves unequal to the adequate and faithful execution.

The following admirable rule of conduct of physicians towards apothecaries, was laid down by Dr. Percival, and cannot fail to be approved of by every honourable practitioner :—

In the present state of physic, in this country, where the profession is properly divided into three distinct branches, a connection peculiarly intimate subsists between the physician and apothecary, and various obligations result from it. On the knowledge, skill, and fidelity of the apothecary depend, in a very considerable degree, the reputation, the success, and usefulness of the physician. As these qualities, therefore, justly claim his attention and encouragement, the possessor of them merits his respect and patronage.

The apothecary is, in almost every instance, the precursor of the physician ; and being acquainted with the rise and progress of the disease, with the hereditary constitution, habits, and disposition of the patient, he may furnish very important information. It is in general therefore, expedient, and when health or life are at stake, expediency becomes a moral duty, to confer with the apothecary before any decisive plan of treatment is adopted ; to hear his

account of the malady, of the remedies which have been administered, of the effects produced by them, and of his whole experience concerning the *juvantia* and *lædientia* in the case. Nor should the future attendance of the apothecary be superseded by the physician; for if he be a man of honour, judgment, and propriety of behaviour, he will be a most valuable auxiliary through the whole course of the disorder, by his attention to varying symptoms; by the enforcement of medical directions; by obviating misapprehensions in the patient, or his family; by strengthening the authority of the physician; and by being at all times an easy and friendly medium of communication. To subserve these important purposes, the physician should occasionally make his visits in conjunction with the apothecary, and regulate by circumstances the frequency of such interviews; for if they be often repeated, little substantial aid can be expected from the apothecary, because he will have no intelligence to offer which does not fall under the observation of the physician himself; nor any opportunity of executing his peculiar trust, without becoming burthensome to the patient by multiplied calls, and unseasonable assiduity.

This amicable intercourse and co-operation of the physician and apothecary, if conducted with the decorum and attention to etiquette, which should always be steadily observed by professional men, will add to the authority of the one, to the respectability of the other, and to the usefulness of both. The patient will find himself the object of watchful and unremitting care, and will experience that he is connected with his physician, not only personally, but by a sedulous representative and coadjutor. The apothecary will regard the free communication of the physician as a privilege and mean of improvement; he will have a deeper interest in the success of the curative plans pursued, and his reputation will be directly involved in the purity and excellence of the medicines dispensed, and in the skill and care with which they are compounded.

The duty and responsibility of the physician, however, are so intimately connected with these points, that no dependence on the probity of the apothecary should prevent the

occasional inspection of the drugs which he prescribes. In London, the law not only authorizes, but enjoins a stated examination of the simple and compound medicine kept in the shops. And the policy that is just and reasonable in the metropolis, must be proportionally so in every provincial town throughout the kingdom. Nor will any respectable apothecary object to this necessary office, when performed with delicacy, and at seasonable times; since his reputation and emolument will be increased by it, probably in the exact ratio, thus ascertained, of professional merit and integrity.

A physician called to visit a patient in the country, should not only be minute in his directions, but should communicate to the apothecary the particular view which he takes of the case; that the indications of cure may be afterwards pursued with precision and steadiness; and that the apothecary may use the discretionary power committed to him, with as little deviation as possible from the general plan prescribed. To so valuable a class of men as the country apothecaries, great attention and respect is due. And as they are the guardians of health through large districts, no opportunities should be neglected of promoting their improvement, or contributing to their stock of knowledge, either by the loan of books, the direction of their studies, or by unreserved information on medical subjects. When such occasions present themselves, the maxim of our judicious poet, is strictly true, "the worst avarice is that of sense." For practical improvements usually originate in towns, and often remain unknown or disregarded in situations, where gentlemen of the faculty have little intercourse, and where sufficient authority is wanting to sanction innovation.

It has been observed, by a political and moral writer, of great authority, that "apothecaries' profit is become a bye word, denoting something uncommonly extravagant. This great apparent profit, however, is frequently no more than the reasonable wages of labour. The skill of an apothecary is a much nicer and more delicate matter than that of any artificer whatever; and the trust which is reposed in

him is of much greater importance. He is the physician of the poor in all cases, and of the rich when the distress or danger is not very great. His reward, therefore, ought to be suitable to his skill and his trust, and it arises generally from the price at which he sells his drugs. But the whole drugs which the best employed apothecary, in a large market town, will sell in a year, may not perhaps cost him above thirty or forty pounds. Though he should sell them, therefore, for three or four hundred pounds, or a thousand per cent. profit, this may frequently be no more than the reasonable wages of his labour charged, in the only way in which he can charge them, upon the price of his drugs."

The statement here given, exceeds the emoluments of the generality of apothecaries in country districts. And a physician, who knows the education, skill, and persevering attention, as well as the sacrifice of ease, health, and sometimes even of life, which this profession requires, should regard it as a duty not to withdraw, from those who exercise it, any sources of reasonable profit, or the honourable means of advancement in fortune.

Practices prevail in some places injurious to the interest of this branch of the faculty, which ought to be discouraged. One consists in receiving an annual stipend, usually degrading in its amount, and in the services it imposes, for being consulted on the slighter indispositions to which all families are incident, and which properly fall within the province of the apothecary. We could name a physician in Bath, who, though a saint, acknowledged that he farmed whole families in this way; and in Cheltenham, we are told, that a physician farms a respectable individual, in a public situation, at £.25 per annum; and a veterinary surgeon farms his horses at £.200.

Physicians are sometimes requested to visit the patients of the apothecary, in his absence. Compliance, in such cases, should always be refused, when likely to interfere with the consultation of the medical man usually employed by the sick person, or his family. It would be for the interest and honour of the faculty to have this practice altogether interdicted. Physicians are the only proper substitutes for phy-

sicians, surgeons for surgeons, and apothecaries for apothecaries.

When the aid of a physician is required, the apothecary to the family is frequently called upon to recommend one. It will then behove him to learn fully whether the patient or his friends have any preference or partiality; and this he ought to consult, if it lead not to an improper choice. For the maxim of Celsus is strictly applicable, on such an occasion; *ubi par scientia, melior est amicus medicus quam extraneus*. But if the parties concerned be entirely indifferent, the apothecary is bound to decide according to his best judgment, with a conscientious and exclusive regard to the good of the person for whom he is commissioned to act. It is not even sufficient that he selects the person on whom, in sickness, he reposes his own trust; for in this case, friendship justly gives preponderancy, because it may be supposed to excite a degree of zeal and attention, which might overbalance superior science or abilities. Without any regard to any personal, family, or professional connexions, he should recommend the physician, whom he conscientiously believes, all circumstances considered, to be best qualified to accomplish the recovery of the patient.

In the county of Norfolk, and in the city of London, benevolent institutions have been lately formed, for providing funds to relieve the widows and children of apothecaries, and occasionally also members of the profession, who become indigent. Such schemes merit the sanction and encouragement of every liberal physician and surgeon. And were they thus extended, their usefulness would be greatly increased, and their permanency almost with certainty secured. Medical subscribers, from every part of Great Britain, should be admitted, if they offer satisfactory testimonials of their qualifications. One comprehensive establishment seems to be more eligible than many on a smaller scale. For it would be conducted with superior dignity, regularity, and efficiency; with fewer obstacles from interest, prejudice, or rivalry; with considerable saving in the aggregate of time, trouble, and expense; with more accuracy in the cal-

culations, relative to its funds, and consequently with the utmost practicable extensions of its dividends.

Such are the admirable institutes proposed by Dr. Percival, for the regulation of professional conduct, and I have quoted them at length, as I was unable to offer any so excellent. They have entitled him to a niche in the republic of medical literature, and will pass his name down to our latest successors. The preceding rules of ancient and modern ethics, afford ample materials to our colleges of physicians for arranging a complete code, such as is much wanted by the profession at the present period, while it may inspire young practitioners and students with those noble sentiments which have invariably distinguished the profession. In order to afford further means for the formation of a code of ethics, I shall give a concise account of the laws relative to the practice of medicine in the United Kingdom of Great Britain and Ireland.

CHAP. V.

Laws relating to the Medical Profession in Great Britain and Ireland.

AFTER a great deal of research and labour, I had compiled and arranged the materials for this essay, when my labour was lost, by the publication of Mr. Willcock, which has just issued from the press. It affords me much gratification, that most of the information I had gained is now placed before me, authenticated by the authority of a talented lawyer, of a gentleman quite free from partiality towards any of the colleges, and who instructs the legal as well as the medical profession. His work is one of deep interest to medical men, as it shews that the London Colleges of Physicians and Surgeons, and the Apothecaries' company, have full power to correct all the abuses which now degrade our profession. In fact, Mr. Willcock's treatise contains much more information than the conjoint production of Dr. Paris and Mr. Fonblanque, and illustrates many important points of medical police, unnoticed by the latter writers. As this excellent and instructive work contains the

fullest account of the laws relating to the practice of medicine in England, it would be superfluous in me to execute my original design, and I shall therefore content myself with condensing the chief points of value, without destroying the spirit of their meaning, while I shall enumerate the laws relating to the duties of medical men in judicial investigations, which are omitted by this author.

It must be superfluous to enumerate the ancient orders of the medical profession, including regular and irregular practitioners, neither is it necessary to enumerate the present orders of the faculty, which are generally known in every civilized country. Mr. Willcock devotes his first and second chapters to these topics, and next details the whole of the statutes and patents relative to physicians, surgeons, and apothecaries, as also those of a general nature which affect the profession. After a luminous commentary on every act and charter, and on every decision relative to medical men, he maintains that the law is at present as follows:—

Physicians.—Any person who is not a member, fellow, or licentiate of the Royal College of Physicians in London, and who practises physic in or within seven miles thereof, is liable to a penalty of £5. a month, or if in the country, unless he is a graduate of Oxford or Cambridge. Every person so practising in any part of the Kingdom, even though his practice was not attended with serious consequences, is also guilty of a misdemeanour at common law. These rules do not apply to a person who may happen to administer medicine to the best of his ability, to such as may be unable to obtain the assistance of a regular practitioner.

“ The penalty of £5. is recoverable from such only as have continued their practice for one month at least, and to prove this, it is necessary to shew that the defendant has continued to hold himself forth to the public as a physician, *for one entire month* within the precinct of London, if the proceeding be instituted by the college, or in the country if it be instituted by the common informer; and to shew some instances, or at least one instance of his actual practice within that period, from which it may appear that such practice was in the character of a physician. The word physician by

no means implies the necessity of shewing that the defendant was or assumed to be a graduate in physic, the statutes aim against such as were not graduates in physic."

Our author respectfully questions the decision in Dr. Harrison's case, and denies its legality. The verdict was given on the ground that the case was surgical, but the judge considered the evidence sufficient to shew that the Doctor had professed and acted as a physician. "But with the utmost deference to so high and impartial an authority, I venture to submit that the earlier cases, and cases decided upon argument in full court, but which seem not to have been noticed in arguing Dr. Harrison's case, are directly and clearly contrary." Two decisions of the King's Bench and one of the Common Pleas were made upon the point, besides which the Statute 32 Hen. 8, has expressly declared that surgery is a special member of physic, and within the legitimate range of the physician's vocation. "My assumption is that an action will lie at the suit of the college, although the practice proved be surgical, unless the defendant by his plea, show that he is legally entitled to practise as a surgeon, by specially setting forth his licence by the College of Surgeons."

By the original charter and by the Statute 32 Hen. 8, it is evident that every person of the same faculty, of or in London, was entitled to be admitted into the association of commons and fellows. But as to the persons who should afterwards enjoy that distinction, the original charter and all subsequent statutes are silent. pp. 34, 44.

"It is directly in the teeth of the statute, that no persons can become candidates, who are not graduates of Oxford, or Cambridge."

Surgeons.—"There is no doubt that the surgeon can make and compound all medicines and medicaments applicable to the diseases, submitted to the superintendence of his branch of the faculty. And he may either administer them himself, or prescribe what he thinks proper to be administered to others." By the 3rd Hen. 8. persons can be punished for practising surgery in any part of the Kingdom, except in London, or within seven miles thereof. None can

practise in or within seven miles of London, until examined and admitted by the College of Surgeons; but there may be two classes of surgeons throughout the rest of the Kingdom. First, the members of the college who may practise in every part of his Majesty's dominions, and secondly, the surgeons, licensed under the 3rd Hen. 8, who may practise within any particular diocese in which they are licensed, except in London and Westminster, and within seven miles around these cities.

“ Every person, except a physician, is liable to be fined £.5 a month, unless a member of the college, who practises in London or Westminster, by action in any court held in the city of London. The same penalty may be enforced for practice in the country, unless the person be a member of the college, or licensed by the ordinary of the diocese, or in his absence by the vicar general, (3 Hen. 8,) and the proceedings are the same as against unqualified physicians. ”

It has been asserted, at the late reform meeting, that the College had no power whatever, and ceased to have an existence in law, but a little reflection would have convinced those who entertained this opinion, that such an influential body could not fail to procure the notice of the legislature, if such were necessary.

Apothecaries.—“ The proper practice of an apothecary,” says Mr. Willcock, *op. cit.* “ consists in preparing with exactness, and dispensing such medicines as may be directed for the sick, by any physician lawfully licensed to practise physic, by the president and commonality of the faculty of physic in London, or by either of the two universities of Oxford or Cambridge, and in applying or administering the same. They are also at liberty to administer medicine of their own authority, and without the advice of a physician. It is not usual for them to prescribe medicine to be prepared and supplied by others, no person is bound to prepare such medicine, and I am not aware of any penalty incurred by compounding it.”

The Company of apothecaries consists of one master, two wardens, and twenty-two assistants, and no man can be elected to any of these offices, who has not previously

been a member of the society for ten years. The master, wardens, or court of examiners, may appoint five apothecaries in any county of England and Wales, except in or within thirty miles of London, to examine assistants to apothecaries, but no person is eligible who has not been an apothecary for ten years.

No person can practise as an apothecary in England or Wales, until he has been examined by the court of examiners appointed by the company of apothecaries, and has received their certificate of his being duly qualified to practise, unless he was in practice upon the 12th of July, 1815, and also upon the 1st of August, 1815, and no person can claim to be examined until he is twenty-one years of age, has served five years to an apothecary, and produced testimonials to the satisfaction of the court, of a sufficient medical education, and of good moral conduct. Any falsified certificate or statement renders the licence void in law, and subjects the person who makes or offers it to fine and imprisonment. The court can decide what is a sufficient medical education, though they cannot in this respect make rules wholly unreasonable. The applicant for examination is required by the statute to give notice to the clerk of the society, on the Monday previous to the day of examination, and to deposit his testimonials at the same time with the beadle. The day of examination is every Thursday, at half past four o'clock. No person can act as assistant unless approved of by the court of examiners, or by the country examiners. The sum of ten guineas is paid for a licence to practise as an apothecary in London, and six guineas for a licence to practise in the country, or within ten miles of London, and the difference of four guineas must be paid if such person settle in London. The sum of two guineas is charged on the certificate of any assistant to an apothecary.

Chemists and Druggists.—The right of chemists and druggists to prepare and dispense medicines, according to physicians' prescriptions, has not as yet been brought into question. "And, as apothecaries have, in the course of time, established as a right, what was at first considered an

encroachment on the department of the physician, the administering of medicine to the sick of their own authority; so the druggists seem to have acquired, by general acquiescence, a right of compounding medicines according to the prescription of a physician, which was certainly at first an infringement on the privileges of apothecaries." Willcock, *op. cit.* The 55th Geo. III, has expressly secured the rights of chemists and druggists.

Accoucheurs and Midwives.—There is no restriction placed on affording assistance to parturient women; but it is illegal to treat diseases antecedent to or consequent upon child-birth.

Administration of Medicine gratuitously, is not a violation of any law relative to the medical profession.

Unqualified Apothecaries.—A penalty of £.20 is imposed on any person practising as an apothecary in England and Wales, without a certificate from the court of examiners, unless such person had acted as an apothecary on or before the 1st of August, 1815. This fine is recoverable in the courts of record, and the company must prove one act of practice. The penalty of £5. for acting as assistants, is recoverable by an action of debt, brought by the common informer and the company, but not by the latter in their corporate capacity.

Malpractice in Medicine.—There are four kinds of malpractice, which relate to physicians, surgeons, or apothecaries.

1. Wilful malpractice, which has for its object the destruction or injury of the patient, or of a child of which a woman is pregnant. If death or bodily injury ensue, the accused is guilty of murder or felony. There is only one case in which the premature expulsion of the foetus is warrantable, and that is, when the woman is so deformed, that the infant cannot be born alive at the full period. Here the operation is performed to save the life of the infant and mother, though the law does not justify the operation.—*Cabinet Lawyer*, 1830.

By 43 Geo. III. c. 58, Lord Ellenborough's Act, enacts,

“ Administering drugs, or using any other contrivance to destroy a living infant, unborn, is felony, not only in the person who actually perpetrates the offence, but in those who counsel and assist therein. And, though the mother is not quick with child, to attempt to procure an abortion, is punishable with fine, imprisonment, whipping, or transportation, for any period less than fourteen years. Women concealing the birth of an illegitimate child are liable to two years’ imprisonment.”

The provisions of this statute are extended by Lord Lansdowne’s Act, 9 Geo. IV. c. 31, June, 1828,

“ Using any poison or noxious thing, or any instrument, to procure the miscarriage of any woman quick with child, or counselling or aiding therein, is felony, punishable with death; the same offence as to a woman not quick with child, or proved to be such, is felony, punishable by transportation for not exceeding fourteen nor less than seven years, or imprisonment with or without hard labour not exceeding three years, to which imprisonment (if the court think fit) once, twice, or thrice public or private whipping may be superadded.

“ Concealing the birth of a child by burial of the dead body or otherwise, is a misdemeanor, punishable with imprisonment for any term not exceeding two years; and it shall not be necessary to prove whether the child died before, at, or after its birth; provided, that if any woman tried for the murder of her child shall be acquitted, the jury may find, in case it shall so appear in evidence, that she was delivered of a child, and attempted to conceal the birth, upon which the court may pass such sentence as if she had been convicted upon an indictment for the concealment of the birth.” s. 14.

“ Every person convicted of the abominable crime of buggery, committed either with mankind or with any animal, shall suffer death as a felon.” s. 15.

“ Every person convicted of the crime of rape shall suffer death as a felon.” s. 16.

“ Unlawful and carnal knowledge of any girl under ten

years of age is punishable with death ; above ten and under twelve, with imprisonment with or without hard labour for such term as the court shall award." s. 17.

" It shall not be necessary, in any of the four preceding cases, to prove the actual emission of seed in order to constitute a carnal knowledge, but the carnal knowledge shall be deemed complete upon proof of penetration only." s. 18.

2. Avaricious mal-practice has for its object the lucre of the practitioner, who employs improper drugs or treatment to the injury of the health of the sick, This prevails among druggists and low apothecaries, who substitute one drug for another ; and constitutes a cheat at common law, and is punishable by fine and imprisonment. The discovery and correction of this abuse is confided to the medical corporations.

3. Negligent mal-practice, is where there is no criminal or dishonest object, but gross neglect of that attention which the patient requires. This is a misdemeanor at common law.

4. Ignorant mal-practice, is that which has for its object the practice of medicine, surgery, or pharmacy, without due information and legal authority. " This is a great misdemeanor at common law, whether in a licensed or unlicensed practitioner." The party injured suffers a private wrong, and may bring an action for damages adequate to the loss he has sustained.

The censors of the College of Physicians have full power to correct defaults in the exercise of the profession, which includes physic, surgery, and pharmacy, in London, and within seven miles thereof, and this power may be exerted over all graduates in physic of any university, or whether they do or do not assume the style of doctor or the character of a physician. *Op. cit.* It is necessary that the mal-practice should be in physic, but it is apprehended that this would include surgery and pharmacy. The censors are to determine what is, or what is not mal-practice, and the unfitness or unsoundness of the medicine prescribed. They may fine or imprison, or fine and imprison the party ; or if they impose a fine alone, they may enforce payment of it by imprisonment. The fine must not exceed £20. " They

still retain," says Mr. Willcock, " the authority, and in the present state of the metropolis, they ought to resume the exercise of it, and they may, in the discharge of their duties, with impartiality and moderation, confidently rely upon the succour of the courts of Westminster. A court of justice cannot be obsolete by the neglect of its judges, the present censors may exercise these powers as fully as if they had been daily exercised by their predecessors. From the time of Henry VIII. not only may they receive their jurisdiction, but they are bound to revive it; in so much that should they reject a charge of mal-practice preferred by any person, the court of King's Bench would, by mandamus, compel them to convene, and to hear and decide upon the accusation."

It appears, from the same authority, that the president and vice-presidents of the Royal College of Surgeons in London, have full power to correct mal-practice in surgery, by members, or irregulars, and the observations made on the power and duty of the censors of the College of Physicians, are equally applicable to them. The same authority, so often quoted, declares that the Apothecaries' company have no power to appoint inspectors of shops, or to fine persons for keeping bad drugs; at least, doubts may be entertained upon this point.

Civil responsibility of Medical Practitioners.—An action will lie against a physician, surgeon, apothecary, and every other person professing to cure wounds or diseases, for every injury that may arise from his want of skill or want of attention. An action will also lie against a physician, who makes experiments for any injury produced by them, unless the experimenter informs the patient of his intention, and obtains his consent.

If a physician, surgeon, apothecary, or other medical practitioner, undertake the cure of any wound or disease, and, by neglect or ignorance, the party is not cured, or suffers materially in his health, such medical attendant is liable to damages in an action of trespass on the case; but the person must be a common surgeon, or one who makes public profession of such business as surgeon, apothecary, &c.; for otherwise it was the plaintiff's own folly to trust to

an unskilful person, unless such person expressly undertook the cure, and then the action may be maintained against him also.

An action will lie against a surgeon for any deviation from the established mode, as trying a new instrument, if it injure the patient. *Slater v. Baker and Stapleton*, 2 Wils. 359. The defendants disunited a callous of a fractured leg by a new instrument. Damages £500. Verdict confirmed by the whole Court.

An action will lie against a surgeon for gross ignorance of his profession, as well as for negligence and carelessness. *Seare v. Prentice*. 8 East's R. 348. Quere the authority of this case? In the case of *Neale v. Pettigrew*, the plaintiff dislocated his arm; it was badly set by the apprentice of defendant, for which the master suffered damages £800.

Remuneration of Medical Practitioners—A physician cannot maintain an action for his fees, for they are honorary and not demandable of right, and it is much more for the credit and rank of that body (the physicians), and perhaps for their benefit also, that they should be so considered; "and I much doubt," says Lord Kenyon, "whether they themselves would not altogether disclaim such a right as would place them upon a much less respectable footing in society than that which they at present hold." *Chorley v. Bolcot*, 4 T. R. 37. It was contended in this case, that there was no authority in the books for placing physicians and barristers' fees on the same footing, the regulations with regard to barristers being founded on the ground of public policy, as appears in Tacitus.

But though a physician cannot recover his fees by a process of law, yet *pro concilio impenso and impendendo* these are a good and valuable consideration for an annuity. 9 W. Rep. 50, 7 Co. Rep. 10, 28.

If a bond, bill, or note were given for medical attendances, the consideration would be good, though the original fees could not be recovered.

If a medical practitioner who has no diploma, pass himself off as a physician, he cannot maintain an action for his fees. *Lipscombe v. Holmes*. 2 Camp. 441. Though as a surgeon

he might have recovered compensation, and even if he were no regular surgeon, he could recover in an action of *assumpsit*. *Gremaire v. Le Clerc*. Bois Valor, 2 Camp. 144. But query the authority of this case.

If there be any promise, a physician may recover on a *quantum meruit*. *Shepherd v. Edwards*. Hill 11, Jac. 2, Croke 370. The plaintiff here declared he was a physician and surgeon, had cured the defendant of a fistula, and had judgment; but query, did not he sue as a surgeon? But in *Dale v. Copping*. Bulst. p. 1, 39, the promise of an infant to pay a certain sum to the physician to cure him of epilepsy was a contract and held binding.*

But can a doctor of medicine who is not a member of the London College of Physicians, or a graduate of either of the English universities, recover as a physician unless on a promise which amounts to a contract?

The Scotch and Irish schools of physic and surgery are corporations not confirmed by law, and their graduates or licentiates are not allowed to practise in England unless they be re-examined by the London College of Physicians. But the common law of England extends to Ireland. It would be prudent then for all medical men to have a verbal or written promise, a bond, bill, or note for attendance, in order to entitle them to recover. Some recent decisions of importance took place in Ireland on the recovery of medical compensation, which shew the unsettled state of the law on the subject.

A case was decided at the Kilkenny summer assizes, 1824, before Mr. Justice Johnson; it was that of *Ryan v. Gorman*. The plaintiff was a doctor of medicine of Edinburgh, and a surgeon of Edinburgh and London Colleges, who attended defendant and his family for several weeks through fever, at the request of defendant's wife, who promised him the ordinary remuneration, as also did defendant. He performed no manual operation, except the removal of a blister, which was not within the province of a surgeon. It was contended for defendant, that as plaintiff acted as physician, and the disease being a medical one, he could not recover;

* Elements of Medical Jurisprudence by Paris and Fonblanque, vol. i. 1823.

but the court decided that the promise was binding, and on being handed the report of the case of *Sheppard v. Hill* above quoted, and also *Dale v. Copping*, the judge gave a verdict to plaintiff on a *quantum meruit*.

A similar case, if correctly reported, was differently decided at the Clonmell spring assizes, 1826, before Mr. Justice Moore. It was that of *Kelly v. Latham*. The plaintiff, a physician and surgeon, attended the defendant's mother, who sent for him and promised to pay him when he was able. The disease was a medical one, consumption. On the last admission, "Mr. Doherty called for a nonsuit on the ground, he could not recover for his attendance in a case purely medical." Mr. Serjeant Lloyd observed, that whatever capacity he acted in, whether physician, surgeon, or apothecary, he should be paid. "The jury," said his lordship, "have to try whether Mr. Latham employed Dr. Kelly generally as a medical practitioner without any reference to his being a physician or surgeon, and the evidence to what Mr. Kelly was employed for. A verdict was found for the defendant, with 6d. costs.

Surgeons.—A surgeon is entitled to recover reasonable remuneration for his care, attendances, skill, labour, medicines, and applications in surgical cases, but not if he put his attendances in the character of a physician, either by prescribing as a physician, or assuming to hold the degree of doctor in medicine, or by sending in his account with blanks opposite to the statement of his services; for, in the former case, he has relinquished the character of a surgeon, and assuming to be a physician, the court will not allow him to put off that assumed character, merely to entitle him to that remedy which he has relinquished by his illegal act and affectation of dignity, and having left the amount in the latter case to the discretion of the patient, he must be content with what may be paid. Willcock, *op. cit.* The reasonableness of a surgeon's charges will be decided by the jury. He will be allowed for his medicines when such are used as are within his proper province. But if he infringe on the physician or apothecary, his conduct being illegal, he has no remedy for the recovery of remuneration. *Ib.*

Apothecaries.—An apothecary may charge for his attendances, provided he only charge the intrinsic value for his medicines. *Handy v. Henson*, op. cit. This has been the case in Ireland for a long time.

Protection of Medical Character.—If a man libel a physician, by saying Dr. — is a bad one, or employed malapraaxis, the slander admits the professional qualification, and legal evidence of his qualification will not be required.—4 T. R. 366. *Smith v. Taylor*, 1 N. R. 196. *Phil. on Evi.* v. 2, p. 154, But where the slander denies qualification, legal proof must be given. *Op. cit.* 155. The degree of doctor of physic may be proved by the original book of the university or corporation, which contains an entry of the degree having been conferred; or it may be proved by an examined copy of this entry. *Moises v. Thornton*, 8 T. R. 303, 307. Or if the medium of proof is a diploma of a university, bearing its seal, the instrument must be proved by legal evidence. If the written instrument be produced as the original act of the university which conferred the degree, it must be proved that the seal affixed is the seal of the university, which may be done by any one who knows it to be such. S. C. 307. If the instrument produced is a copy of the original act of the university, it must be proved in the usual way, as a copy for the university cannot, under their seal, give evidence that the plaintiff had taken such a degree.—*Phillips on Evidence*.

Physicians.—By the 14th and 15th Henry VIII. the king's charter for incorporating the College of Physicians of London is confirmed; they are to choose a president, and have perpetual succession, a common seal, and ability to purchase land and make by-laws. Eight of the chiefs of the college are to be called elects, who, from among themselves, are to choose a president yearly.

Physicians in England shall be examined by the College, and have testimonial letters from the president and three elects, unless they be graduate physicians of Oxford or Cambridge. Physicians practising in London, or within seven miles, without being approved, forfeit £5.; and, in

any other part, unless approved by the bishop of the diocese, they are subject to the like penalty.

By the 32 Hen. VIII. c. 40, four physicians shall be chosen by the College to search apothecaries' wares, and, in company with the warden of the mystery of apothecaries, may destroy adulterated drugs. Apothecaries refusing to be searched forfeit £5. ; and physicians to act, 40s.

Physicians may practise surgery in London.

The fees of a physician, like those of a lawyer, are honorary, and not demandable of right ; consequently, a physician cannot maintain an action for them, 4 T. R. 317.

Surgeons.—By the 32 Henry VIII. the barbers and surgeons were incorporated into one company, but, at the same time, a distinct line of division was drawn between the practice of the two branches of the profession. By this act, no person practising the art of barbery is to intermeddle with that of surgery, except as to drawing of teeth, which barbers may continue to do as before ; and, on the other hand, no person devoting himself to surgery, is to exercise what is pithily called “ the feat or craft ” of shaving.

By the 18 Geo. II. the union of surgeons and barbers of London is dissolved, and the surgeons of London were made a separate corporation, with power to enjoy the same privileges as by former acts or grants.

Candidates to serve as surgeons in the army or navy shall be examined by the Surgeons' company.

By the 25 Geo. II. the bodies of murderers, convicted and executed in London or Middlesex, shall be delivered to Surgeons' Hall ; and, in any other county, to such place as the judge shall direct.

By the 34th & 35th Henry VIII. any subject of the king, having knowledge of the nature of herbs, may minister to any outward sore, wound, or disease.

An action on the case lies against a surgeon for gross ignorance and want of skill in his profession, as well as for negligence and carelessness, to the injury of a patient. *Seare v. Prentice*, 8 E. R. 348.

Apothecaries.—Apothecaries were originally associated

with the grocers, but obtained a separate charter of incorporation from James I. in 1606.

By the 6 Will. III. c. 4, apothecaries free of the company in London, practising there, or within seven miles, are exempt from parochial offices, and from serving on juries, producing a testimonial of their freedom. Apothecaries in other parts, brought up in such art, or having served an apprenticeship of seven years, are also exempted.

In the session of 1815, an important act, the 55 Geo. III. c. 194, passed, for regulating the practice of apothecaries through England and Wales. By this act, the masters and wardens of the Apothecaries' company, or persons appointed by them, may enter the shop of apothecaries, and examine drugs, and impose and levy fines for such as are unwholesome or adulterated. Penalty for the first offence, £5.; for the second, £10.; for the third, and every subsequent offence, £20. Vide ante, p. 98.

Any apothecary refusing to compound, or unfaithfully compounding the prescription of a regular physician, is liable to be fined £5.; and for a third offence of the same kind, forfeit his certificate.

By the same act, amended by the 6 Geo. IV. c. 133, no apothecary, after the 1st of August, 1815, (except persons in actual practice on or before that period,) is to practise, unless he has received a certificate of being duly qualified. No person can be admitted to be examined unless he be twenty-one years of age, and have served an apprenticeship of, at least, five years, with an apothecary or a surgeon. Penalty for acting without certificate, £10.; or if only an assistant, £5.

By the same acts, no apothecary shall be allowed to recover any charge claimed by him in any court of law unless he was in actual practice on or before the 1st August, 1815, or that he has obtained a certificate to practise as an apothecary.

By the 6 Geo. IV. surgeons in the navy and army, and apothecaries in the army might practise without a certificate from the court of examiners, or without having been in actual practice prior to 1st August, 1815. This act is repealed.

In the constructions by the courts under these acts, it is held that an apothecary who claims an exemption, on account of having practised prior to the 1st August, must have actually exercised his proper vocation,—namely, the making up of a physician's prescription; without this, unless he has received a certificate, he cannot recover for medicines. *Apothecaries' Company v. Waburton*, 3 B. & A. 40.

In an action to recover the amount of an apothecary's bill, the plaintiff, who proves a certificate from the Society of Apothecaries, need not also prove an apprenticeship served. *Sherwin v. Smith*, 1 Bing. 204.

The acts do not extend to chemists and druggists.

Privileges of Medical Men.—Physicians who are licensed by the Royal College in London, are exempt from serving on juries or all inquests whatever, but this exemption does not extend to graduates of the universities. 14 Hen. 8. 6 Geo. 4.

The members of the Royal Colleges of Surgeons in London, Dublin, and Edinburgh, when in actual practice, are exempt from serving on juries. 6 Geo. 4. Apothecaries are also exempt by this statute. Fellows and licentiates of the College of Physicians, regular surgeons and apothecaries, are exempt from watch, ward, constablewick, and the other offices of the city of London, and from bearing arms. 32 Hen. 1. 1 Geo. 4.

Privileges in respect of Insane persons.—No person,* except a parish pauper,† can be admitted into any house kept for the reception of insane persons in England, without a certificate, bearing date not more than fourteen days before such admission, and signed by two medical practitioners, each of whom must be a physician, surgeon or apothecary,‡ unless any special circumstance have prevented the patient being repeatedly visited by two such practitioners, in which case he may be admitted on the certificate of one practitioner, but such certificate must be signed by some other medical practitioner, within seven days after the patient's admission.¶ The certificate must state the patient is

* 9 Geo. 4. c. 41

† 9 Geo. 4. c. 40.

‡ Ibid. ¶ Ibid.

a fit person to be confined, the day on which he has been examined, the name and abode of the person who directed the examination, the relationship or connexion of such person and the patient; the name, age, residence, and former occupation of the patient; the asylum, if any, in which he was previously confined—and whether he has been found a lunatic or of unsound mind, under a commission issued by the Lord Chancellor, Lord Keeper, or Commissioners of the Great Seal; or if any such particulars cannot be inserted, the special circumstances preventing such insertion must be stated, also if only one medical man has certified. 9 Geo. 4. c. 41. By the same act, any medical man certifying without having examined the patient, is guilty of a misdemeanor, as also the person receiving the patient; and no medical man who is proprietor or part proprietor, or attendant of a house for reception of lunatics, can certify in a case connected with such circumstances.

Every establishment containing one hundred patients must have a resident physician, surgeon, or apothecary, and if it does not contain so many, it must be visited twice a week by a physician, surgeon, or apothecary, unless it is kept by a regular medical man; and the medical attendant must report to the keeper the condition of the house and the state of the patients' health, and must, once a month, enter the same in a book in a form prescribed by the act.

The same certificate is required for committing an insane person to a private asylum, public hospital, or other charitable institution, except Bethlehem Hospital, the Military and Naval Hospitals, and the Lunatic Asylums, established under 48 Geo. 3, or 9 Geo. 4.

Commissioners are appointed in London and Middlesex to grant licences, and examine into the state of lunatic asylums. The act requires that some of the commissioners should be medical men. In England no medical man can be employed in any of the public services unless a member of the colleges, universities, or apothecaries company. The governors of some public institutions adopt the same provisions. The following acts relate to the appointment of

medical men to public offices :—43 Geo. 3, c. 90, 53 Geo. 3, c. 65, and 11 Geo. 4, and 1 Will. 4, to militia men; 4 Geo. 4, c. 64, and 4 Geo. 4, c. 69, to prisons; 6 Geo. 4, c. 80, and 30 Geo. 3, c. 49, to workhouses; 43 Geo. 3, c. 56, to ships carrying fifty persons. The surgeon, in the last case, may be a member of the London, Dublin, or Edinburgh colleges, and must be provided with a medicine chest. He must keep a journal, containing a true and correct account of every thing relative to the food, health, disease, and mortality of the ship's crew, in a form prescribed by the act under a penalty of 100*l*. The bedding of each passenger must be aired daily upon deck, if the weather permit, and the vessel must be fumigated with vinegar at least twice a week, under a penalty of 20*l*. for each neglect.

The following statutes and patents relate to the medical profession in England, according to Mr. Willcock :—

Statutes—Physicians. 9 Hen. 5, 22 Hen. 6, 19 Hen. 7, 3, 5, 14, 15 and 32 Hen. 8, 1 Mar., 3 Jac. 1, 10 Geo. 1, 6 & 10 Geo. 4.

Surgeons. 3, 5, 32, 33, 34, 35 Hen. 8, 18 Geo. 2, 6 Geo. 4.

Apothecaries. 32 Hen. 8, 1 Mar. 6, 7 Will., 10 Geo. 1, 55 Geo. 3, 6 Geo. 4.

General Statutes. 5 Hen. 4, 33 Hen. 8, 1 Ed. 6, 1 Mar. 5 Eliz. 2 Jac. 1, 8, 9 Anne, 9, 16 Geo. 2, 42, 43 Geo. 3, 6, 9 Geo. 4.

Patents.—Physicians. 32 Hen. 6, 7 Eliz., 15 Jac. 1, 15 Car. 2.

Surgeons. 3, 4 Hen. 5, 25 Hen. 6, 1 Edw. 4, 15, 19 Hen. 7, 2, 3 Hen. 8, 2 Jac. 1, 5 Car. 1, 40 Geo. 3, 3 Geo. 4.

Apothecaries. 19 Edw. 3; 20, 27, 30, 34, 35 Hen. 6. 13 Jac. 1.

I shall now add the statutes and charters relative to the profession in Scotland and Ireland.

Scotland. The universities and college of physicians of Scotland are incorporations, and as far as my research enables me to state, are not confirmed by acts of parliament, with

the exception of the Royal College of Surgeons in Edinburgh. The college of surgeons was incorporated in 1505, and afterwards confirmed by numerous statutes. This body is empowered to grant a licence to practise surgery and pharmacy in Scotland only. The University of Edinburgh, in conferring the degree in medicine, authorizes its owner to practise *ubique gentium*, but it is evident, from the exposition of Mr. Willcock, that such graduates cannot practise legally in England; and, as there are positive statutes, conferring rights and privileges on the Dublin College of Physicians, it is clear that the degree in question can have no force in Ireland. This was exemplified by a decision of the Court of King's Bench in Dublin, in 1818. An action was brought by the Apothecaries' Company, of Dublin, pursuant to their act, 31 Geo. 3, against Mr. Butler, who had been duly qualified in London, agreeably to the 55 Geo. 3. But it was decided by the court, that he had no right to practise in Ireland, until he had a licence from the Apothecaries' Company of Dublin. It is also obvious that a licentiate of the Dublin company could not practise in England, nor in Scotland. It is doubtful, however, whether the Dublin College of Physicians are vested with sufficient power to prevent graduates of the Scotch or other universities from practising in Ireland; but they refuse to meet such graduates in consultation, until they have become licentiates of the college, and this by-law almost amounts to a prohibition. The best account I have found of the laws relative to the physicians in Ireland, is in Mr. Scully's Penal Laws, which is as follows:—

Ireland.—“ A society of physicians in Dublin, was incorporated in 1691, by royal charter, under the name of “ The King's and Queen's College of Physicians.” This charter purported to arm the society with powers of an extraordinary and extensive nature, which (if confirmed by act of Parliament) would invest in them a monopoly of the practice of physic, as well as of medical honours. One of its provisions directed, “ that no physician, or other persons, should be permitted to practise physic in the city of Dub-

lin or its liberties, without the licence of this society." The charter, however, has not acquired any legal validity in this particular ; for, its confirmation has never been obtained from the Legislature, although frequently solicited.

" The Legislature has, however, recognized the existence of this society, without adopting its charter.

" Thus, in 1761, an act was passed, authorizing the King's and Queen's College of Physicians in Ireland, to enlarge their number by admitting four learned and worthy doctors of physic into the fellowship of their body—to appoint inspectors of apothecaries' shops—to frame a pharmacopœia or code of drugs, &c.

" In 1767, it was enacted, that no person should be appointed physician to any county infirmary, unless examined and certified by this college of physicians.

" In 1785 and 1791, this college was empowered to elect the members of a school of physic, to be established in Dublin, to consist of three professors, (and, upon a certain contingency, of four professors) called professors upon the foundation of Sir Patrick Dunn, and to appoint clinical lectures, to be given in Dublin.

" This college has also been incidentally noticed by the legislature upon other occasions of lesser importance, but without any addition to its powers."

The 5, 6, 7, 8, 13, 14, 15, and 16 Geo. 3, authorize the erection and establishment of the different county hospitals ; and by the 26 Geo. 3, no person can be appointed surgeon to any of the said hospitals," unless certified by the Royal College of Surgeons in Dublin ! By 45 Geo. 3, grand jurors are empowered to present for specified sums, for the support of such hospitals or infirmaries, and also for dispensaries, and this statute is further amended by 54 and 58 Geo. 3, which comprize fever hospitals, and order a surgeon, and not a physician, to be the medical attendant of these institutions. 11 Geo. 4, and 1 Will. 4. The salaries of medical attendants on prisons, and expense of medicines, are regulated by the 7 Geo. 4. c. 74. The dispensary act, 45 Geo. 3. c. 91, is as follows :—

“ And whereas the distance of many parts of each county from the infirmary therein established, does not allow to the poor of those parts the advantages of immediate medical aid and advice which such infirmary was proposed to afford; be it therefore enacted, that in all cases where the said corporation shall certify to the grand jury of the county wherein such corporation is established, that they have actually received, from private subscription or donation, any sum or sums of money since the preceding assizes, for the purpose of establishing in any town or place therein a dispensary for furnishing medicine and giving medical aid and relief to the poor, it shall be lawful for such grand jury to present to be raised on the county at large, and paid to the said corporation, a sum equal in amount to the sum or sums so received by such corporation, to be applied by the governors and governesses thereof, or such committee of them, not fewer in number than five, as they shall appoint for the purpose at any general quarterly meeting, together with the monies so received by private subscription or donation, in providing medicines and medical or surgical aid and advice for the poor of such town or place and its neighbourhood, in such manner as they or the said committee shall in their discretion deem most advisable; and that all monies so raised for such local dispensaries, as well as all monies so received from private subscription or donation for their use, shall be accounted for upon oath at each summer assizes before the grand jury and the court.

“ And be it further enacted, that every person who shall subscribe and pay towards the establishment or maintenance of any such local dispensary, or towards the county hospital or infirmary, any sum not less than one guinea, shall be a member of the body corporate of the infirmary or hospital of such county for one year, from the date of the payment thereof to the said body corporate, so far as relates to the management and direction of such local dispensaries; any thing in the said act to the contrary notwithstanding.” This act is amended by 58 Geo. 3.

The grand juries require the medical attendants of dispensaries to have attended lectures on midwifery.

Surgeons.—The Royal College of Surgeons was incorporated by 24 Geo. 3, in the year 1784, and this charter having expired, it was renewed by the 10 Geo. 4, during the last year. The members of this college refuse to meet those of the London and Edinburgh Colleges in consultation, and look upon them as an inferior order of surgeons, and exclude them from all situations of value, though, according to the authority of Mr. Willcock, a member of the London College has an undoubted right to practise, and of course enjoy his rights and privileges in every part of his Majesty's dominions.

Apothecaries.—By the 31 Geo. 3, the company of apothecaries are empowered to prevent all persons who act as apothecaries without their licence, the action to be brought in the Courts of Record in Dublin, and the penalty of £20. The statute requires an apprenticeship of seven years to qualify for examination for the licence. The act also requires, that every apothecary shall keep a record of the names of all persons to whom he sells arsenic; and not to supply it but to respectable persons.

“ Medical practitioners are allowed remuneration for attending coroner's inquests, but the sum shall not exceed five pounds, no matter how far they have to travel.—10 Geo. 4.

The legislature of this empire has entrusted vast power to the legitimate members of the medical profession, in deeming their evidence conclusive, in an immense number of civil and criminal proceedings; and confided to them the protection or destruction of the best privileges of our glorious constitution—the life, liberty, honour, and property of every rank in society. Every man of sense in the profession ought to reflect seriously on the great responsibility he owes the public, the dignity of the faculty and his own reputation, when he is called upon, as every man may be, to discharge the duty of medical jurist. In order to remind him of this most important duty, I shall insert a list of cases in which medical evidence is required, and shall follow the arrangement of Sir W. Blackstone, in his Com-

mentaries upon the Laws of England. *Cases in which medical evidence is required.* In the first place, such evidence may be called for by all courts of judicature, in respect to the absence of witnesses or jurors, who plead indisposition as an excuse ; and no medical man can, consistently with his duty to the laws of the realm and to the dignity of his profession, certify otherwise than truly. In a word, the practitioner should feel himself bound, by every principal of honour, not to impede the administration of public justice, nor to grant a certificate for exemption from attendance unless on proper grounds. This principle should guide us in all cases, and especially in applications for absence from military or naval duty. The medical jurist is morally and legally bound, on all occasions, to speak "the truth, the whole truth, and nothing but the truth."

But in criminal process they are often referred, as in certain cases of reprieve. The most common example of reprieve, which is referred sometimes to medical men, is where a woman is capitally convicted, and pleads pregnancy in stay of execution. Upon this point the law is very defective, for it supposes the *fœtus* inanimate unless it has quickened, though the infant is alive the moment of its formation. The law is as follows:—

"In this case, the judge directs a jury of matrons to inquire into the fact, and, if they bring in their verdict, quick with child, (for unless the child be alive in the womb, it is not sufficient) the execution is stayed, either till she is delivered or proves, by the course of nature, not to have been with child at all. But if she proves with child a second time, she cannot have the benefit of this reprieve ; for she may be executed *before the child quickens*, and the law will not be evaded by her incontinence.

"Another cause of reprieve is, if the offender become insane between the judgment and execution ; for, though a man be sane when he commits a crime, yet, if he become insane after, he shall be indicted ; if after indictment, he shall not be convicted ; if after conviction, he shall not receive judgment ; if after judgment, he shall not be ordered for execution."

Medical evidence is required when a prisoner affects insanity, or when an impannelled juror pleads illness.

Liability as Witnesses.—The next subject that claims attention is medical evidence. There is no part of the duty of medical men of such serious consequence to the public and to their own reputation, nor one which is generally more unpleasant to their own feelings. Like all other witnesses, “they must appear when supœnaed, or forfeit one hundred pounds to the king, and ten pounds to the party aggrieved, with damages equivalent to the loss sustained by their want of evidence, but no witness is bound to attend, except his expenses are first tendered to him, unless he reside within the bills of mortality, and is summoned to give evidence within the same.”

By 7 Geo. 4. c. 40, “all persons appearing upon recognizance or subpœna to give evidence in prosecutions for felony, either before the examining magistrate, the grand jury, or on the trial, are entitled to their expenses and a compensation for loss of time, and this although no bill of indictment be preferred. The same provision extends to cases of misdemeanor, with the exception, that no allowance is made for attending the examining magistrate.”

It is right to state that medical men must divulge professional secrets when giving evidence in courts of law. Phil. on Evid. v. i. p. 135. Elem. of Med. Jurisprudence, by Paris and Fonblanque. Yet this seems contradicted in a recent work, but the witness will be directed by the court.

The next division relates to persons and classes in every rank of society, as clergy and laity, civil and military, masters and servants, and a variety of minor divisions.—With respect to the clergy, there is one point worthy of the attention of medical men, namely, that the Archbishop of Canterbury “exercises the right of conferring all the degrees which are taken in the universities.” It need scarcely be stated, that the Primate of all England has very recently conferred the degree of *medicinæ doctor*. The classes of society are composed of the nobles and commons, and here the rule of precedence only need be alluded to. In the table of precedence, we find the order as follows:—Next to

knights' younger sons, stand colonels, next doctors, then esquires, and next gentlemen. "The title of esquire is now commonly conferred on literary characters, the higher classes of merchants, bankers, attorneys, solicitors, and medical men."

Divorce.—The law of this country is as follows:—"A total divorce is given, whenever it is proved that corporeal imbecility existed before marriage. In this case the connexion is declared to have been null and void *ab initio*. Imbecility may, however, arise after marriage, but it will not vacate it, because there was no fraud in the original contract, and one of the ends of marriage, the procreation of children, may have been answered." Blackstone's Commentaries, by Christian, v. 1. p. 140. An excellent account of the causes of impotence and sterility is given in Dr. Beck's Medical Jurisprudence, and by M. Bousquet, in a work entitled *De l'Amour Conjugal*; the latter includes the moral as well as the physical causes. Dr. Blundell related a case in his lectures, which proved impregnation may take place, though the urethra open through the corpus spongiosum. "The infant was the exact similitude of the father." I have known a case in which two inches of penis sloughed, the patient recovered and had a child. The penis may slough to the pubes, and on recovery the sufferer may procreate.* These cases are exceptions to the received opinions. The subject of doubtful sex or hermaphroditism, is fully considered by the writers already referred to. Blackstone asserts that monsters can inherit, and shall be considered male or female, according to that kind of sex which doth prevail, (B. 2. p. 247,) and it ought to be baptised. "Coke Littleton, 8. a. The same rule guides in cases of tenant by the curtesy." The ancients have warranted cases of procreation between hermaphrodites, which are entirely unworthy of credit, for every anatomist knows the difference between the male and female pelvis, a difference that renders the process of parturition through that of the male physically impossible.

* See Lond. Med. & Surg. Journ. 1830. vol. iv. p. 322.

Parent and Child.—The law defines “a legitimate child, is one born in lawful wedlock, or within a competent time after a lawful marriage.” Though pregnancy is commonly terminated at the ninth calendar month, it may be protracted to a longer period, to the tenth, eleventh, eleventh month and a half, and no limit is placed by the law on the subject.*

Rights of Authors.—“In the case of *Abernethy v. Hutchinson*, an injunction was applied for to restrain the publication of the surgical lectures of the plaintiff; the application was refused, on the ground that the lecturer had no *written* copy of his lectures, prior to their delivery. The principle laid down was, that, though any one may have a property in an oral discourse, or even his own thoughts, yet, to establish a right to such property, there must be a *visible* and tangible record, by writing, of its existence, otherwise it cannot be identified, and the owner’s claim established.”

Libel.—A fair criticism on the works of a professional artist, in the course of his professional employment, is not actionable, however mistaken it may be; if it is unfair and intemperate, and written for the purpose of injuring the party criticised, it is actionable. *Soane v. Knight*, Moo. & Malk. 74. M.S. 1827.

Cotton Mills.—The 6 Geo. 4. c. 63, comprises important provisions for the preservation of health, and regulating the hours of work of children who are placed in such factories.

Insurance of Lives.—A medical man can insure his life for the amount of property he derives from his profession. It is right to mention what the law considers good health.

“Where there is an express warranty that the person is in *good health*, it is sufficient that he is free from any existing ailment; for it can never mean that he is free from the seeds of disease. Even if the insured labour under a particular infirmity, if it can be proved, by medical men, that it did not at all, in their judgment, contribute to his death,

* See Manual of Midwifery, &c. 1829, art. Duration of Pregnancy. See further observations by the same author, Lond. Med. Gaz. Dec. 19, 1829. p. 371.

the warranty of health has been fully complied with, and the underwriter is liable.

“ With respect to the risk which the underwriter is to run, it is usually inserted in the policy, and includes all suicide ; or death by the hand of justice. When the risk is once began, there can be no apportionment or return of premium, though the underwriter is discharged.”

Offences against the public peace—If a medical man attend professionally at a duel, he is liable to be indicted for murder, should the opposite party lose his life. Hence medical men remain some distance from the scene of action, but sufficiently adjacent to afford aid if necessary.

Offences against the public health.—Any trade or business injurious to the public health, whether by the erection of an establishment, which might contaminate the air by noxious inhalations, is a misdemeanor at common law.

Exposing a child abroad, when labouring under small pox, either inoculated or natural, is an indictable offence.

The 43 Geo. 3. c. 58, Lord Ellenborough’s act, already referred to, in speaking of abortion, included cases of shooting, or attempting to shoot, stabbing, or cutting with sharp instrument, as felonies ; but this act is extended by 9 Geo. 4. c. 31, Lord Lansdowne’s act, which comprises any attempt to poison, drown, strangle, stab, cut, or wound, even with a blunt instrument, as capital offences ; and the concealment of the birth of a child, whether by a married or single woman, is made a misdemeanor.

Self destruction.—The usual practice of juries, in cases of self-murder, is to bring a verdict of *insanity* ; judging, probably, that the act of self-destruction is such a strange anomaly in human conduct, such a wide aberration from the principle of self-preservation, which universally actuates sentient beings, as to form of itself unequivocal testimony of deranged or maddened intellect.

The medical practitioner ought to be intimately acquainted with general and morbid anatomy, or the elements which compose the different tissues of every organ in the human body, otherwise it is impossible for him to appreciate the changes produced by disease. We have now works of

reference on this point, those of Dr. Craigie, Mr. Grainger, Mr. Storer, Martinet, &c. &c. It is unnecessary to adduce arguments to prove that the life, liberty, and reputation of those accused of homicide, chiefly depend upon medical evidence.

Rape.—Rape is the offence of having carnal knowledge of a woman by force, against her will, which, by the 18 Eliz. c. 7, is felony, without benefit of clergy.

The carnally knowing and abusing any woman-child, under the age of ten years, in which case the consent or non-consent is immaterial, as by reason of her tender age she is incapable of judgment or discretion, is felony. Carnal knowledge of a child, between ten and twelve years old, with or without consent, is a misdemeanor.

A boy, under fourteen years of age, is deemed in law incapable of committing a rape, and, it seems, is not punishable.

In an indictment for rape, the party ravished is an admissible witness; but the value of her testimony must be left to the jury. For instance, if the witness be of good fame, if she presently discovered the offence, and made search of the offender; if the party accused fled for it; these are concurring circumstances, which give greater probability to the injury, after she had opportunity to complain of its perpetration; if the place where the fact is alleged to have been committed is where it was possible she might have been heard, and made no outcry: these carry a strong, but not conclusive, presumption that her testimony is false or feigned.

Moreover, an assault to ravish, however shameless and outrageous it may be, unless it amount to some degree of consummation of the deed, is not a rape.

It is the essential character of this crime, that it must be against the will of the female on whom it is committed. And if a woman be beguiled into her consent, by any artful means, it will not be a rape; and therefore, having carnal knowledge of a married woman, under circumstances which induced her to suppose it was her husband, was held, by a majority of the judges, not to be a rape. Russ. Ry. C. C.

487. However, the crime is not mitigated by showing that the woman yielded, at length, to violence, if her consent were obtained by duress, or threats of murder; nor will any subsequent acquiescence on her part do away with the guilt of the ravisher. It is a rape to force a prostitute against her will; so it is for a man to have forcible knowledge of his own concubine, because the law presumes the possibility of a return to virtue. A man, however, cannot be himself guilty of a rape upon his own wife, for the matrimonial consent cannot be retracted. 1 Hale, 629; but he may be criminal in aiding and abetting another in such a design.

All who are present, of both sexes, aiding in the perpetration of rape, are principals in the second degree.

Unnatural Offence.—Buggery, from the Italian *buggerare*, is a carnal copulation against nature; as a man or woman with a beast, or a man with a man, or a man unnaturally with a woman. It was anciently punished with burning, some say burning alive; but it is now a capital felony, and punished, as other capital felonies, with hanging.

The law requires the same evidence of penetration and completion in this case as in the preceding crime; both parties are equally guilty, as well as all present and assisting therein. If committed on a boy under fourteen, it is felony in the agent only. 1 Hale, 47.

Blackstone properly observes on this truly unnatural offence, that it is a “crime which ought to be strictly and impartially proved, and then as strictly and impartially punished. But it is an offence of so dark a nature, so easily charged, and the negative so difficult to be proved, that the accusation should be clearly made out; for, if false, it deserves a punishment inferior only to the crime itself.” This law is modified by the 9 Geo. 4. c. 31, already cited.

Anatomy.—The exhumation of dead bodies, even for the purpose of anatomical science, is a misdemeanor, it being contrary to common decency, and repugnant to the general feelings of mankind. 2 Leach, 560.

Curtesy, by the law of England, is where the wife had an

estate in fee, and has issue born alive, but the mother dies, and the husband holds the lands during life. I have elsewhere cited cases of this kind, in which medical evidence alone decided the question.—*Manual of Midwifery*.

CHAP. VII.

Disqualifications for Marriage.

THERE are many bodily imperfections which are not sufficient to deprive married persons of mutual succour. The principal end of conjugal union is the establishment of a contract, by which the parties promise the exchange of mutual succour, and many of the ordinary infirmities are not a sufficient motive to prevent consolation being given by those affected. Marriage is defined a civil and religious contract between male and female, by which they engage to live together in mutual love and friendship for the purpose of procreation. Some diseases are aggravated by marriage, as inveterate scrofula, epilepsy, confirmed phthisis; and as these and other diseases may be communicated to the offspring, they are considered by many as impediments to matrimonial union. Again, rachitis is often transmitted to infants; and this rachitic predisposition in the female, predisposes her to spinal and pelvic deformity, and it too often happens in such cases, that the female, the day she hopes to be a mother, is consigned to the tomb. Mania and other forms of mental imbecility, are impediments to the marriage contract. It is necessary for this compact that there should be capacity to contract, and the consent of both parties. The various requisites for conjugal union, are seldom duly considered by society; in fact, few persons trouble themselves about them. The age, constitution, or health of the parties, are scarcely ever considered, though highly important. All physiologists agree that early or premature procreation is objectionable on many accounts, from the imperfect developement of the parties, the small-

ness of the pelvis, which exposes the woman to protracted suffering during parturition, and too often to loss of life. It is universally known to all practical obstetricians, that females, who become mothers at an early age, purchase the honor of maternity at a very dear rate. Such persons are liable to numerous disorders during gestation, the pelvis is unable to support the gravid uterus, it is too small for the passage of the infant, consequently parturition will be laborious and protracted, and finally must be completed by artificial means; while the degree of pressure on the important organs of the pelvis, produced by parturition, causes great suffering and danger to the woman, and may be followed by deplorable disease, or death itself. It is also generally admitted by the most eminent writers, that the present mode of female education is highly injurious to health, predisposes to spinal curvature, and consequently to pelvic deformity, thereby rendering the object of procreation highly dangerous to the other sex. Writers on spinal diseases have very fully illustrated this position. Again, great injury is inflicted on the natural development of females, by the custom of tight lacing, the functions of the thoracic and abdominal viscera are impeded, the developement of the mammæ and nipples is prevented, these parts are removed by absorption from pressure, the lactiferous ducts are almost obliterated; the nipple is undeveloped, and therefore lactation is impeded, and the natural food of the offspring greatly diminished. Duges, and other foreign writers, allude to unnatural excitement of the generative organs, and contend that masturbation is the cause of rickets and of various chronic and incurable diseases. In the male sex, it is productive of the worst consequences, and often causes impotence and sterility. The female is unfit for the purpose of procreation until after the twelfth or fourteenth year, or until menstruation is established; for at an earlier age the sexual organs are undeveloped, there is no venereal desire, and sexual intercourse is painful. Hence the cruelty and barbarity of violating female children of tender age, which shall be farther explained in the description of rape.

The male is also incapable of performing his part in the mysterious process of procreation until after puberty, and according to the law of this country before the fourteenth year. He is not qualified to enter into matrimonial engagements until the completion of the twenty-first year.

There is no subject which distresses married persons so much as want of family, or leads to so much domestic feuds and unhappiness, and finally to the nullification of marriage. It is necessary for the medical jurist to be fully informed of all the causes which disqualify both sexes for the object of procreation. All disqualifications for matrimonial union may be divided into two classes; 1, those caused by defect of mental power; 2, those caused by defect of sexual organization. The disqualifications are therefore moral and physical, and are expressed by the terms impotence and sterility. These terms are often used synonymously, though widely different. Impotence consists in the incapacity for copulation, or in the impossibility of exercising the venereal act; sterility consists in the aptitude of the organs for procreation, without the power of reproduction. Thus a person may be impotent, but not sterile and vice versa. Some writers apply the term impotence to the male, and sterility to the female, but such a distinction is arbitrary and unscientific, the female may be impotent from malformation, and the male sterile, from excessive venery. We may observe here, that sterility does not afford a just plea for the nullity of marriage. We have now to consider the manifest causes of impotence in both sexes, physical and moral.

Physical, manifest, natural or accidental impotence of the male.—The causes of manifest impotence of the male, are absence of the penis or testicles. There must be total loss of the penis, as the slightest penetration into the vagina is sufficient for procreation. (Blundell, Richerand, Hurd, in Lond. Med. & Surg. Journ. vol. iv.) The absence of the testicles from the scrotum, is no proof of their non-existence in the abdomen; unless the penis be small, the voice puerile, the beard absent, the form delicate, and the whole physical and moral constitution feminine. It is well known

that the testicles may not descend into the scrotum, and be fully developed in the abdomen, and perform their functions perfectly, and according to some writers, much better than in the natural situation. The removal of one testicle by castration or disease, is no impediment to procreation. (Astley Cooper, *Marc. Dict. des Sc. Med.*) When both testicles are diseased, their secretion is injured or destroyed, and impotence is the consequence. Both testicles may be removed by castration, yet procreation be effected, as the vesiculæ seminales may contain a sufficient quantity of semen for one or two prolific emissions, after which the person will be impotent. But such persons, and also eunuchs, have erection and emission, which consists of the prostatic fluid, the mucus of the seminal vesicles and urethra.

The urethra may open above the pubes in monsters, (Duncan and others), and in such cases the individual is impotent. Mahon and many other jurists, contended that individuals were impotent who were affected with hypospadias; that is, when the urethra opens through any part of that canal from its orifice to the scrotum. If the opening be so placed that it may enter the vagina, impregnation will follow. Frank relates a case in point. He knew a father so affected, transmit it to his son, and even to three generations. Another individual had three sons. *Bull. de la Faculte de Medicine*, 1810. Morgagni, Petit-Radel, Sabatier, who was hypospadiac, Gauthier and Richerand have observed analagous facts. *Dict. de Sc. Med. art. Hypospadias*.

Sometimes the urethra opens along the dorsum penis; this constitutes epispadias. It is evident that the reasoning employed in the preceding case is applicable to this.

Dimensions of the penis, extraordinary thickness and length, are considered by some writers as causes of impotence. Fodéré is of opinion that the respective organs may be so disproportionate, as never to be adapted to each other; and the physical inconveniences are such as to expose the female to great injury and danger to her health. It must be admitted, however, that thickness of the penis, which excites great pain in some women, procures volup-

tuous sensations in others, and that the vagina is capable of great dilatation, which may be effected by gentle and gradual efforts, and reduced to a state capable of receiving the virile member. Though extreme length of the penis may produce contusion of the os and cervix uteri, it cannot be deemed a just cause of impotence, because, by certain precautions, this danger may be avoided, unless there is great difference between the age of parties. Diminutiveness or shortness of the penis is no proof of impotence, for the reasons already stated. Obliquity, tortuosity or bifurcation of the penis, stricture of the urethra, phymosis, paraphymosis, or excessive length of the frænum, cannot be considered absolute causes of impotence, as they can be remedied by surgical operations. Large scrotal herniæ cause recession of the penis, and render coition impracticable; but in some cases relief may be afforded. The same observations apply to large hydrocele. Sarcocoele or scirrhus of testicle does not cause absolute impotence, as it may be removed by operation; and one testicle remaining is sufficient for procreation. The testicles may disappear by disease, (Hamilton, Larrey, Fodéré,) or by the use of iodine. Three conditions are necessary on the part of the male for copulation—*erectio et intromissio penis, cum seminis emissionem*. Impotence in men depends on defect of some one or more of these conditions; erection, intromission and ejaculation of the spermatic fluid. The causes of impotence are more commonly observed in man than in the other sex; and this is easily accounted for, by the greater part the male has to perform in nuptial congress. This is evident from the phenomena which give the virile member the form and disposition proper for erection, the introduction of the organ, and the ejaculation of the semen, effected by a violent and complicated action, which requires a concurrence of many indispensable conditions, as the organs not only contract spasmodically to effect the expulsion of the male fluid, but all the body participates in this convulsion at the moment of emission, as if nature at this instant forgot every other function. The causes of impotence in man arise from two sources, from malformation

of the genitals, or from want of action in them; but in females, impotence can only depend on malformation, natural or acquired, as the organs have little to do in the act of copulation, they being merely auxiliary to it.

The causes of want of erection may be divided into physical and moral. The physical causes depend on defects of the body, as paralysis of the penis, curvature of the spine, frigid and apathetic temperament. The moral causes are such as act powerfully on the imagination, and suddenly produce an atony of the genitals, or induce an inactivity in organs properly developed. The genital organs, says M. Virey, offer two states during life, in the young and old, which are the frozen zones of existence, the intermediate state is the torrid zone of life. The infant has nothing to give, the old has lost all. This doctrine, though generally correct, admits of exceptions, as children have been precociously developed even before the fourth year, examples of which I have cited in my work on Midwifery; and our author described a boy, aged seven years, a native of the department of Lot, who was as fully developed as an adult, and who made the most furious comic attacks on his female acquaintance, and absolutely deprived one of them of that which she could never regain. On the other hand, a Frenchman, aged ninety-nine, married a tenth wife, and was a father at 102, (Bosquet) and Thomas Parr, married at 120, and performed his nuptial duties so well at 140, as to make him forget his old age. He was even compelled to appear in a white sheet at one of our churches, for an amour, in his 150th year. He outlived nine kings of England. (Elliotson.) But in general, the power of procreation continues from puberty to the 65th year. Immaturity of age, or senescence, may be put down as the first causes of want of power of erection. Among such causes, we must reckon a frigid or apathetic constitution, a total insensibility to sexual desire, and this is said to be an aggravated or profound lymphatic temperament. Descourtiz describes persons of this temperament in these words:—"The hair is white, fair and thin, no beard, countenance pale, flesh soft and without hair, voice clear, sharp and piercing, the eyes sorrowful

and dull, the form round, shoulders strait, perspiration acid, testicles small, withered, pendulous and soft, the spermatic cords small, the scrotum flaccid, the gland of the testicles insensible, no capillary growth on the pubes, a moral apathy, pusillanimity and fear on the least occasion, are symptoms of anaphrodisia, or impotence, or sterility; and any one having the majority of these signs, is incapable of copulation or generation." *Propositions sur l'Anaphrodisie.*

A habitude of chastity is another opponent to erection, such as in the ancient fathers of the desert, and in those, who by fasting and other forms of church discipline, extinguish those feelings implanted by nature, but in their opinion contrary to that purity which should distinguish those who have made vows of chastity. The organs of such persons decay like all corporeal organs, whose functions are not exerted. Long continued debauchery will cause impotence, whether with women or by musturbation. Every practitioner has met with cases of both these kinds. The impotence, says Pinel, caused by the latter excess, reduces youth to the nullity of premature old age, and is too often incurable. Drs. Gregory and Parry have forcibly commented upon this baneful habit, as also many other distinguished writers. Long watching, great fatigue, mental or corporeal, want of nutriment, excessive evacuations, sanguineous or otherwise of blood, bile, fæces, saliva, menses, scorbutic cachexia, marasmus, peripneumony, hydrothorax, anasarca, malignant fevers, diseases of the brain and spinal marrow, whether from external injuries or poisons, and numerous other diseases, are temporary causes of impotence. Sexual desire is suppressed by acute diseases, and returns after convalescence. Zacchias and Beck relate numerous cases in proof of this position. We see this further illustrated during the convalescence after fevers, when erection often occurs. Some diseases stimulate the generative organs, as calculus in the kidneys or bladder, gout, rheumatism, hæmorrhoids, leprosy, and other cutaneous affections. Excessive venery is a frequent cause of want of erection and

impotence. I have been consulted in numerous cases of this description, especially after marriage. And this is a frequent cause of want of family in young married persons.

The abuses of narcotics, saline refrigerants, acids, acid fruits, iodine, camphor and nitre, are causes of impotence. Of all causes cold is the most powerful. Thus in the Polar regions, there is neither love nor jealousy.

Moral Causes.—There are no facts which so evidently prove the influence of the moral over the physical state of man, as the phenomena of erection. A lascivious idea will arise in the midst of our gravest meditations, the virile organ will answer its appeal, and will become erected, and fit for the functions which nature has confided to it. But another thought arising, will instantaneously extinguish with the most frigid indifference, all our amorous transports.

This statement is well exemplified by the effects of the passions. Chagrin, inquietude, and debilitating passions, prostrate the whole economy, jealousy, and profound meditations, impede the faculty of procreation. Thus at the very moment when enjoyment is about to be commenced, too eager desire, the trouble which seizes on too ardent an imagination, the excess of love, the fear of not being loved, timidity, respect, doubt of capability, the fear of being surprised, the shame of excessive modesty, on being in the presence of witnesses, antipathy, the sudden knowledge of some physical defect in the female, aversion from filth, odour and pre-occupations of the mind, are sufficient to oppose erection, and to abate it most suddenly. But who can enumerate all the moral causes capable of impeding or destroying erection? A sigh, doubtfully interpreted, a recollection, an equivocal word, are sufficient to destroy the illusion, and congeal the most violent passion. A newly married man has become suddenly impotent, on discovering his bride was without a hymen; and a debauchee has as suddenly become anaphrodisiatic, on finding the membrane perfect. (*Dict. Des. Sc. Medicales.*) And thus with a literary man, a philosopher, or those who have a ruling idea, which excites the brain more than the sexual organs. The fear

of being impotent is the most frequent and powerful cause of this condition. Thus the cases related by the immortal Hunter, and the absurd impressions of former times as to the influence of his Satanic majesty, and his worthy colleagues the witches. Men supposed there was no physical power when the moral state had consumed their desires, and they were impotent, as long as they supposed themselves so. Such is the power of the moral over the physical state of man. How many impotent persons of this class were cured with bread pills by Hunter; and how many are annually cured by mere placebos? In remote ages, men allowed the illusions of the imagination to have a most extraordinary power over their minds and bodies. This was most remarkable in the subject before us.

Thus we cannot easily comprehend how the power of rue, or St. John's wort, could prevent a man properly developed, from performing his nuptial duties, on his bridal day; nor how the pronunciation of a few obscure and unintelligible words could have a similar effect. These words were to be written on paper with the blood of a bat, sewn up with a needle, which was used in making the shrouds of the dead, and then the charm was to be tied round the neck of the new married man. (Venette—also *les Secrets du Petit Albert*.) To cure these enchantments, the church prescribed prayers, and the doctors physic. Mr. Hunter's plan was best. He ordered timid bridegrooms to refrain from any venereal combats for a week, no matter what might be their desires, and then to try their prowess. This cure was effectual, and many of his patients succeeded sufficiently as to remove all unfavorable impressions of impotence ever afterwards. They casually took some mild form of medicine, and a few drops of tincture of opium each night, during the period of preparation.

Impotence natural, manifest or accidental in woman.—It has been long held, I think erroneously, that the generative organs of the female are more complicated than those of the male; and therefore, that the causes of impotence are more numerous and less apparent in the other sex. If we examine the genital organs of both sexes anatomically,

we will find them equally complicated, and possessing an equal adaption or arrangement of parts, as well as an identity of structure. Thus we find the structure of the penis, very similar to that of the genital fissure and vagina, the doublefold of prepuce the cavernous structure, its performance of a part of the genito-urinary functions, the openings of the vesiculæ seminales and uterine tubes, the vesiculæ seminales and uterus, the testes and ovaries, the spermatic cords and the uterine tubes. We also find the diseases of one sex as numerous as those of the other, and those who doubt the assertion, need only refer to the works of Chopart, Titley, and others, on diseases of the genito-urinary organs of the male, for ample proof of the position. I need scarcely observe, that diseases of the vasa deferentia, vesiculæ seminales, the pressure of tumours, hydatids, &c. on these parts, diseases of the prostate gland, urinary calculi, diseases of the urethra, fistulæ in perineo, diseases of the bladder, penis and scrotum will be found as numerous as those of the generative system of the other sex. Besides, it would be inconsistent with the wisdom and beneficence of Providence, that one sex should have more to do in the perpetuation of the species than the other.

The causes of impotence in woman, are malformations or diseases of the organs subservient to procreation. Some of these causes are apparent, others obscure. The apparent causes are obliteration of the external sexual organs, both soft and hard, absence of the vagina and uterus, and great deformity of the pelvis, with numerous diseases of the external and internal genitals. The vagina and uterus have been found to consist of a dense fleshy substance, (Morgagni, Mott, Fodéré) and the vagina has been partially closed by such substance, (Pare, Ruysch, Fabricius, Physick, Fodéré.) In my work on Midwifery, I have said, "the vagina may be absent, (Haller, Vicq. d'Azyr. Journ. des Scavans, Boyer, Caillot, and Willaume,) unusually small, impervious from adhesion, tumours, or a frænum passing above the hymen, or it may be filled with a fleshy growth. If too narrow, it may be dilated with a bougie or a tent sponge; and when unattended to, must be divided

by incision, to admit the passage of the infant. It has closed up after conception. There is sometimes a great congenital confusion of parts, so much so, that it would be tedious, if not impossible, to describe them. In cases of extreme narrowness, impregnation may take place, and the canal be gradually dilated during parturition. I have seen four cases of cohesion of the labia externa, at the age of puberty, so complete, that only a small probe could be introduced at the superior commissure. The vaginal canal may be totally or partially obliterated, and in such cases an operation is impracticable, and impotence absolute." The vagina has opened into the bladder, (Sue) rectum, anterior parietes of the abdomen, and pregnancy has occurred in the two latter cases. Morgagni attests that of the abdomen, lib. v. epist. 67; and the other is given in the *Annales de Med. de Montpellier*, which led the celebrated Louis to propose the following question to the casuists:—"an uxore sic disposita uti fas vel non, judicent theologi morales?" Barbaut cites two examples of pregnancy of this kind. *Dic. des Sc. Med. art. Impuissance*. Orfila contends such malformation is a cause of impotence, for though coition is not physically impossible, it is contrary to the laws of morals and of nature. The Royal Court of Treves annulled a marriage in such a case. In cases of vesico-vaginal, recto-vaginal fistulæ, and amplification of the vagina from laceration of the perineum, inflammation and ulceration may occur and impede sexual intercourse, but such cases could not warrant a divorce, as they occurred after marriage. Excessive straitness, or partial occlusion of the vagina, are not impediments to procreation, as fecundation may occur, if the spermatic fluid be applied inside the labia, as already mentioned. Besides, fecundation has happened, and the hymen perfect. Ruysch, Pare, Smellie, Hildanus, Mauriceau, Boudelocque, Nægele, Nysten. *Jour. de Med. de Corvisart*, and Leroux. Prolapsion, and some forms of ulceration of the vagina, are only temporary causes of impotence. Cauliflower tumours of the clitoris or nymphæ may be temporary causes of impotence, as also tumours in the vagina. *Manual of Midwifery*, p. 55. Burns. Trans.

Dublin College of Phys, 1824, v. 4. Ed. Med. and Sur. Journ. 1805. Leucorrhœa is one of the most common causes of sterility.

The uterus may be absent, (Columbus, Schlegel, Morgagni, Meyer, Renauldin, Hamilton, Bousquet, Theden, Engel, Lieutaud, Caillot, Ford, and Breschet.) I might quote numerous writers who describe the cavity of the uterus divided by a septum, but it is not stated whether or not procreation was impeded. Many authors have also described partial or total obliteration of the uterine cavity, among whom are Bichat, Lallement, Segard, Gardien, &c. The uterus may be double, that is, there may be two uteri. Haller, Parcell, Med. Facts. vol. 3. Mem. Med. Sci. v. 4. Lond. Med. Journ. 1782, v. 3. Dict. des. Sc. Med. T. 6. Duges, Journ. de Progres, v. xxii. A vicious direction of the os and cervix uteri, or complete occlusion of the former, are irremedial causes of sterility. The whole of the causes of impotence and sterility in females, may be arranged under three classes; 1, those depending on the organs which receive the male fluid, namely, the genital fissure, the vagina and uterus; 2, malformation or diseases of the organs that transmit it to the ovaries, and reconvey the embryo to the uterus, and these are the fallopian or uterine tubes; 3, the malformation or diseases of the ovaries or organs, which supply the germ for fecundation. Inflammation, ulceration, scirrhus, cancer, ossification, calcareous deposit or tumours in any of these organs, may be the cause of sterility. In fact, any disease of the female genitals, attended with much constitutional disturbance, may be held a temporary cause of sterility. Tumours of various kinds, callosities, cicatrices, adhesions, from disease or mechanical violence, displacement of the uterus, prolapsus, procidentia, retroversion, antiversion, lateral obliquity, and the various disorganizations incident to muscular, serous and mucous tissues, when present in the female organs, are causes of sterility. In the Lond. Med. and Surg. Journ. v. 4, is an account of two singular cases of procidentia uteri; in both impregnation was effected through the natural orifice, though permanently fixed without the genital fissure for

years. I have also published cases of dysmenorrhœa, in which pregnancy occurred. In the disease called irritable uterus, so well described by Gooch and others, a cure may be effected. In absence of the ovaries and uterine tubes, there can be no conception, or in dropsy, or enlargement of the former, or in occlusion or adhesion of the latter to the uterus, or adjoining parts. There are some cases of constitutional sterility, which are inexplicable; for example, those in which a woman has had no family for years, and at length becomes a mother.

The principal moral causes of impotence are hatred, disgust, fear, timidity, an excessive ardour of desire, divers ramblings of the imagination; in a word, every passion strongly excited, that is to say, all cerebral action so strong as to diminish that of the genital organs, which require for coition great exaltation. Impregnation may happen under such circumstances. Fodéré is of opinion that complaisance, tranquillity, silence, and secrecy are necessary for prolific coition; it is arrested as if by enchantment, by noise, dread, fear, publicity, jealousy, contempt, repugnance, slovenliness, by love too much respected, and by every thing that can illumine the imagination.

Many of the causes of impotence in both sexes may be removed, but many are beyond the reach of art. It has been long maintained, that the powers of the mind have great influence in promoting and impeding the process of procreation. Much may be said for and against this position. In discussing this question in the work so often referred to, I have said—"In order to have coition effectual, there is a mutual relation necessary—a union in mind and pleasurable enjoyment as well as in body, and unless this union of love be mutual, conception will seldom, if ever happen; for it has been long observed, that frigidity and reserve in either party, will defeat procreation—a want of love being a certain cause of barrenness. Hence, in unequal marriages, where one of the party is old and the other young, there is scarcely ever offspring. Again, it has been observed, that in cases of rape, impregnation seldom occurs.

"In order to effect procreation, there must be an ability

and fitness of disposition in the sexual organs of both parties. The disproportion of the organs impede or prevent conception. This is observed very often, when persons of extreme difference of stature cohabit. The most frequent cause of want of family, is too frequent intercourse; the male semen will be too weak, and the female will become relaxed, have increased mucous vaginal discharge, which will extinguish the vivifying principle of the male altogether. Hence we see strong, young, vigorous, and amorous persons remain married five, six, and seven years without children. I knew three respectable families in this predicament. I am inclined to think that the male semen is not sufficiently strong when only allowed to accumulate for a day; in fact, all healthy persons who desire children, should cohabit but once or twice a week, and they will be seldom disappointed in their expectations. The sexual act is not performed well when repeated too often. Hence when boys or extreme young persons get married, they seldom propagate. It is an opinion, that the greater the quantity of semen, the more perfect the formation, and even future disposition of the offspring, and the greater the pleasure experienced by both sexes. The first opinion is attested in the inspired writings, Gen xlix. v. 3. The more the semen is preserved, it is more powerful and ought to be retained for a few days, in order to render the sexual congress effectual.

“Care, thought of business, sorrow, sadness, and depressing passions should be avoided, as they have a bad effect on the conception. This has been long the prevailing opinion among mankind, especially among physicians, naturalists, and I might add, sentimentalists too.”

On the other side, I have said, in disproving the vulgar notions, that the power of the mother's imagination can deform the infant.

“Conception is independent of the mother's will and pleasure. How many women are desirous of children, and yet have none; while others, not only conceive, contrary to their wishes, but go to their full time in despite of the various means they wickedly and designedly employ to de-

stroy the foetus. Again, the nutrition and growth of the infant go on according to the laws of nature, whether the woman wishes or not. It is also out of the mother's power to choose a boy or girl—to have one or more children at a birth—to cause the infant to be fair, dark, large or small, weak or strong, or to give it her own or the father's features. If then, women cannot, by imagination or will, promote or impede conception, how can any one believe, without derogating from the power and wisdom of God, that they can disfigure the infants, and injure the works of nature? Is it not absurd to suppose that the mother has more influence over her child, than over her own body? The idea is preposterous. If she cannot, by the strength of her imagination, make any mark on her own body, or change the figure, situation, quantity, and number of her own limbs, why should we believe she can do so to the body of the infant? Is it not silly and ridiculous to think, that if the affrighted mother apply her hand to any part of her body, which may be done accidentally and undesignedly, this can affect the same part of the infant? Does she mark that part of her own body, by such application of the hand?"

From the preceding statements, we may, I think, deduce the following general principles:—

1. To declare either sex impotent, it is necessary that certain physical causes be permanent, malformations or accidental lesions, and be evident to our senses, which art cannot remedy, and which prevent the faculty of exercising a fecundating coition.

2. These causes, when rigorously examined, are few in number.

3. The moral causes of impotence ought not to be taken into consideration, as they would serve as an excuse for an individual accused of impotence.

In this country the medical jurist is seldom required to decide questions of impotence or sterility in our courts of justice, but every medical practitioner may be consulted in private, either before or after matrimonial engagements. He may be the cause of great domestic trouble, and embitter the life of male or female. He should be exceedingly

cautious in fixing the stigma of impotence or sterility on either party. The legitimacy of children may be contested on a plea of impotence, and such a plea may be offered by a man accused of rape. It is therefore evident, that a proper knowledge of the subject is necessary to the medical practitioner.

Ambiguity of Sex.—Hermaphrodites.—There may be malformation of the genitals in both sexes, but there is no example of one individual possessing the perfect organs of both. Again, the organs may not resemble those of either male or female. There is no truth in the statement, that hermaphrodites have married and propagated, the obstetrician is aware of the physical impossibility of a full grown infant passing through the male pelvis. It is evident that hermaphrodites must be impotent and sterile. The ancients were of opinion that such persons might propagate, even a canonist went so far as to maintain one individual could propagate within himself or herself—"tanquam mas generare ex alio, et tanquam foemina generare in se ipsa." There is no case on record of a perfect hermaphrodite, and no truth whatever in the assertion that such class of beings can propagate the species. I can see no difficulty in supposing that persons of both sexes, with malformation of the genital organs may marry, when I recollect the curious and well attested case of a female who dressed in male attire, and assumed the name of James Allen, married another female, and lived as a husband for several years without detection. This case happened in London last year, and was discovered when Allen died, and on dissection was found to be a well formed female. Blackstone says, "a monster having deformity in any part of its body, yet if it hath human shape may inherit, and every heir is male or female, or hermaphrodite; that is, both male and female, and shall be heir according to that kind of sex which doth prevail, and accordingly it ought to be baptised. The same is observed in cases concerning tenants by curtesy." As the brain is generally perfect in monsters, and the mind perfect, it is clear that such persons ought to inherit property. When two perfect bodies are united at the chest or back,

as in the cases of the Siamese youths, lately exhibited in this city, and the Hungarian sisters, exhibited in 1723, it would be difficult to determine primogeniture, or right to property.

CHAP. VIII.

Utero-gestation.—Pregnancy.

THIS is a subject which requires great attention from the medical jurist, on account of the numerous relations it has to civil and criminal proceedings. It affects the honor of husband and wife—it arrests the administration of justice when offered as a plea for reprieve—it aggravates an assault when abortion occurs, which renders the crime a felony; it may be pretended, and deception attempted on the medical attendant, and others; or the female may accuse the person of causing abortion, it may be concealed, and it may affect the honor and property of parents and children, as in its protracted state, which involves legitimacy.

For the better understanding of this important subject, it will be necessary to describe the signs of conception and pregnancy, including spurious, extra-uterine, false, pretended and concealed utero-gestation, superfoetation or second conception, abortion, natural and provoked, duration of pregnancy, recent delivery, survivorship of parent or offspring, viability of infant monsters; and lastly, prolicide, foeticide, infanticide. These and all other medico-legal questions relating to obstetricy, I have fully discussed in my work on Midwifery, a plan adopted by foreign writers; but as yet neglected by the writers of this country. I shall notice them as concisely as possible on the present occasion.

Signs of ordinary pregnancy.—The signs of pregnancy may be divided into rational and sensible. The first result from the influence of the uterus on the moral and physical systems of the female, and these are disorders and derangements of the organic functions or vital properties. The

second result from the developement of the uterus, and the presence of the foetus in that organ.

Rational signs.—It is a vulgar opinion professed by Hippocrates and Galen, that a fecundating copulation is accompanied by more vivid enjoyment than an ordinary coition. The following signs usually occur after conception:—there is a change in the moral and intellectual faculties, in the temperament and constitution of the female; the eyes lose their vivacity, their brilliancy, and become languid; the eyelids are surrounded by a blackish, livid or leaden colored circle; the nose is elongated, the mouth is smaller, the countenance is changed, the voice is stronger, the neck fuller, transpiration more odorous, the character more decided, and the passions more violent; the menses are generally suppressed, the mammæ are firmer, more sensible and more developed, sometimes secreting a thin, whitish serous fluid; the nipple is more prominent, the areola is enlarged and of a browner colour. Immediately after conception, the female experiences unaccustomed sadness, a tendency to fainting or complete syncope, horripilations, colic, and a vermicular motion in the uterus, which extends to the abdomen, borborygmi, and rigors. There is sometimes anaphrodisia, sometimes increased salacity. The pulse becomes more frequent, weaker, or fuller and softer, the temperature is increased, the transpiration is more abundant, the urine is more copious, turbid and cloudy, the secretions are increased, there is often ptyalism, the hepatic functions are disturbed, and there are spots and ephiledes on the face and skin. The taste and digestion are depraved, anorexia, nausea, inappetence and vomiting supervene, the female desires innutritious or disgusting foods, as chalk, cinders, putrescent animal food, vegetables, fruits, acid drinks, and vinegar, &c. This inappetence and depraved taste, are followed in a few months by a keen, voracious appetite, but towards the last month of pregnancy, the digestive functions become deranged, as the stomach is so confined by the gravid uterus, that it can contain but a small quantity of aliment.

The moral state is subject to numerous changes, some women, naturally gay and amiable, become sad, melancholy, and insociable, and vice versâ. Many diseases appear, others disappear, as hysteria, chlorosis, chorea, epilepsy. The whole of these signs are seldom observed in all cases, and are doubtful and uncertain. If all are present they afford strong proof of pregnancy, but never that positive certainty which enables us to give decisive evidence before magistrates.

Sensible signs.—These signs consist in augmentation of the abdomen, in the active and passive movements of the foetus, in the perception of the foetal and placental pulsations by means of auscultation, in the evidence afforded by the *touch* or vaginal examination, or *ballottement*, as to the state of the os and cervix uteri in the different stages of gestation, and the developement of the uterus. The most certain of these signs are the touch or ballottement, and auscultation. The touch consists of the introduction of the finger into the vagina, and the application of the other hand above the pubis, the uterus will be felt enlarged, and if gentle percussion be applied above the pubis, the foetus will be made to strike the finger, which cannot happen unless there be a foetus and a fluid in the uterus. However, the sign is not always conclusive, for it has existed in extra-uterine foetation. The sign can only exist about the fifth or sixth month, and has led to mistake even at the approach of parturition. (Capuron Malad. des Fem. p. 72.) The results of auscultation exist, in some degree, when the foetus is dead, and also in extra-uterine foetation. The changes of the neck and body of the womb enable us to distinguish pregnancy from hydropsy, tympanites, hydrometra, hydatids, moles, polypi, &c.

The spontaneous motions of the foetus take place about the fifth month, but some women never perceive them during the whole period of gestation, others imagine them present, when there is no conception. Nervous and hysterical women very frequently make the last mistake. The spontaneous motions of the foetus and quickening, are not infallible proofs of pregnancy. Auscultation has been called

into action to enable us to decide this point. M. Le Jumeau de Kergaradec has applied the ear and the stethoscope to the abdomen, and discovered the double motion of the foetal heart, and also the pulsation of the placenta, which was synchronous with the maternal pulse. It is to be recollected, that the first must change with the infant, and consequently must be heard in different parts of the abdomen, at different examinations. Dr. Kenedy, of the Dublin Lying-in Hospital, has written in favour of auscultation, in the Dublin Hospital Reports, vol. v. 1830.—M. Velpeau has tried it in a great number of cases in vain. *Traite Elementaire des Accouch.* 1829. Dr. Fergusson, of Dublin, thinks it an unequivocal proof. *Dub. Med. Trans.* vol. 1, 1830. From the preceding considerations, the following conclusions may be drawn:—

1. That the foetal and placental pulsations, when discovered by auscultation, are positive proofs of pregnancy.

2. That in all cases before the fourth month, the diagnosis is extremely uncertain.

3. That during the five succeeding months, better evidence is afforded by the progress of uterine development.

4. That there is no infallible sign of pregnancy, except that afforded by auscultation.

Previous to the application of auscultation, it was held by the following authorities, that there was no infallible sign of pregnancy in the early months:—Hamilton, Burns, Mahon, Fodéré, Capuron, Farre, Male, Beck, Smith; *Edinburgh Med. & Surg. Journ.* 1823, vol. 19. *Med. Chir. Rev.* 1824. *Med. & Phys. Journ.* 1825. For exact references, see my work on Midwifery.

Dr. Beck concludes, that it is impossible to decide on pregnancy before the sixth month, but this opinion is refuted by subsequent experience. We may derive advantage from attending to the signs of the different epochs of pregnancy, which are afforded by the developement of the uterus. During the two first months the diagnosis is extremely obscure, and cannot be attempted with any degree of certainty. At the end of the third month, the fundus uteri is

on a level with the superior margin of the pubis ; at the end of the fourth month, the uterus is in the hypogastrium, the spontaneous motions of the fœtus are perceived by the mother, and the diagnostic styled *ballottement*, is afforded to the obstetrician. At the end of the fifth month, the uterus touches the inferior boundary of the umbilical region, and the cervix uteri is elevated in the vagina. At the end of the sixth month, the uterus is felt at the umbilicus, and as this part projects, the motion of the fœtus may be felt by the practitioner. We can now avail ourselves of auscultation. Morgagni proposed the following plan for discovering the motions of the fœtus. In warm weather, let the hand be immersed in cold water, and suddenly applied to the abdomen of the female ; and in cold weather, let the hand be immersed in warm water and applied, when the motion of the infant will be distinctly felt. I have often acted on these suggestions with success. It is also to be remarked, that the cervix uteri begins to diminish in length at this period, as well delineated by Gooch and Meygrier. At the end of the seventh month, the uterus approaches the inferior margin of the epigastric region. The abdomen affords a dull fluctuation, which differs from that of ascites ; percussion affords a dull sound, which is distinguishable from tympanites or meteorism. At the end of the eighth month, the uterus is in the epigastrium, the cervix nearly developed, directed towards the sacral concavity, round, gaping, and thickened ; the limbs of the fœtus may be often felt through the abdomen. At the end of the ninth month, the uterus becomes depressed under the epigastrium, the orifice of the uterus is more easily felt, rounded and often open, the head of the infant can be readily felt. In women who have had former pregnancies, the uterus does not ascend so high as in first cases, as the abdominal muscles have been relaxed, and it therefore inclines more forward. In diagnosing, in cases of doubtful pregnancy, we should not forget to bear in mind the appearance of the abdomen in ovarian dropsy, and here a careful history of the symptoms will enable us to arrive at a correct conclusion. I have frequently known young women affected with

this disease, to have all the appearances of pregnancy; the general health suffers little, and sometimes not at all; the catamenia are regular—the usual symptoms of pregnancy are absent, and upon close inquiry, it will be found that pain commenced in the ovary, and the tumour was first in one side. In this, as in all other cases, a knowledge of disease will alone enable us to diagnosticate correctly. This knowledge is to be obtained by reference to the best systems of obstetrics, and by actual experience. It would far exceed the limits by which I am circumscribed, were I to describe the various diseases which may be mistaken for pregnancy. I must refer the reader to the standard works upon this subject. After a luminous description of the diagnosis in the case before us, and all its difficulties, M. Velpeau concludes, “but it is dangerous to forget that there exist causes without number (of deception), and that before the tribunals one ought never to give a decisive judgment, without having previously acquired a mathematical certitude of the fact upon which he pronounces.” This is the received opinion of the present time.

Dr. J. C. Fergusson has published five cases of concealed pregnancy in the *Dub. Med. Trans.* 1830, in all of which he was enabled to discover the pulsations of the foetal heart and bruit of the placenta. He says, “I conceive it to be sufficiently established, that either a placenta or foetal heart being heard, constitutes infallible evidence of pregnancy; evidence upon which a medical man may, if required, conscientiously and positively swear to the fact, which I believe all admit, and our legal records show, could not be done under ordinary circumstances. * * * * The absence of these phenomena amounts, if not to positive, at least to presumptive proof of the contrary.” I cannot agree with these conclusions, because many practitioners may not be sufficiently dexterous with the stethoscope to detect the pulsations; and as further evidence is required to warrant the latter conclusion. It is very manifest, however, that auscultation ought to be employed in doubtful cases of uterogestation.

In cases of extra-uterine foetation, should the Cæsarean operation, or rather gastro-hysterotomy be performed, the infant cannot inherit property according to the laws of this country. (Blackstone.) This is the only medico-legal point connected with the subject. A point of much importance to be decided is, whether twins be the result of one coition, or of superfœtation. The decision will affect primogeniture. The question has not been discussed by any British writer on forensic medicine except myself.

Superfœtation.—Physiologists are at issue upon the question of superfœtation, or that it is possible for a pregnant woman to conceive a second time. According to Aristotle, a female was delivered of twelve infants, and another of twins, one of which resembled her husband, the other her lover. Some writers maintain that superfœtation is possible during the two first months of pregnancy; the majority hold it possible during the first few days after conception, before the uterine tubes are closed by the decidua. This is the received opinion, though cases are on record which justified Zacchias and other jurists, to conclude that superfœtation might occur until the sixtieth day, or even later. Nothing is more common than to see a full grown infant born, and another of the second, third, fourth, fifth, or sixth month expelled immediately after. I need not cite authorities upon this point, as obstetric works abound with examples. But a few examples may be given. Dr. Maton published an account of a woman who was delivered of a full grown infant, and in three calendar months afterwards of another, apparently at the full time. Trans. Coll. Phys. vol. iv. A woman was delivered at Strasburg, the 30th of April, 1748, at ten o'clock in the morning; in a month afterwards M. Leriche discovered a second foetus, and on the 16th of September, at five o'clock in the morning, the woman was delivered of a healthy full grown infant. Manuel Complet de Med. Leg. par Briand. Degranges, of Lyons, attests a case, the woman was delivered at the full time the 20th Jan. 1780; in three weeks afterwards she felt the motions of an infant, and her husband had no intercourse with her for twenty-four days after delivery. On the 6th of July, (five months and six-

teen days subsequent to delivery) she brought forward a second daughter, perfect and healthy. On the 19th Jan. 1781, she presented herself, and both infants, before the notaries at Lyons to authenticate the fact. Fodéré, vol. 1. These cases prove the possibility of superfœtation, four, five, and six months after conception. This may be possible, as menstruation has occurred during pregnancy, (Mauriceau, Deventer, Heberden, Francis, Hossack, Dewees, Capuron, Mayo.) Buffon related a case of a woman in South Carolina, who brought forth a white and a black infant, and on inquiry, it was discovered that a negro had entered her apartment after the departure of her husband, and threatened to murder her unless she complied with his wishes. Dr. Mosely relates a similar case. A negress, of Guadeloupe, brought forth a black and mulatto, having had intercourse with a white and black man the same night. Another negress produced a white, black, and a piebald infant. A domestic of Count Montgomery produced a white and black child at one birth, (Velpeau.) Gardien relates a similar case on the authority of M. Valentin. A mare has produced a foal and a mule, she having been impregnated by a horse, and in five days afterwards by an ass. In treating of this subject, in my work on Obstetrics, 1828, I made the following remarks:—

“ Another argument, which I have never seen, occurs to me from analogy, which deserves mention; namely, that each dog will produce a distinct puppy—this no one can deny; for the offspring will resemble the different males that fecundate the bitch in succession. If a number of healthy vigorous men were to have intercourse in succession, immediately after the first conception, I think it probable and possible, that similar superfœtation would happen. I am proud to say, that Dr. Elliotson is an advocate of superfœtation. He explains Buffon's case this way. Magendie is of the same opinion. Medical men must bear in mind, that women have had three, four, and five children at one birth. Various cases of infants of different sizes being expelled in succession, are recorded in our own periodicals. Medical and Physical Journal, v. 22, p. 47.—

v. 24, p. 232. *Medico-Chirurgical Transactions*, v. 9. *Philosophical Transactions*, v. 60.

“ One of the Pennsylvania newspapers in 1827, recorded the case of an Irish lady, who in eighteen months had at three births twelve living children, all born prematurely. She and her husband were healthy fresh looking people, and only two years married. This case is not recorded as yet, in any of the American Medical Journals; but if it prove to be authentic, it will be the most extraordinary case of fecundity recorded in any country. Cases of twins, triplets, quadruple and quintuple births, are of very rare occurrence; but of these more particularly hereafter.” Dr. Golding, of this city, delivered a woman of six infants during the year 1829.

I am happy to add, that Professor Velpeau, of Paris, is of the same opinion. He says, “ In according all possible authenticity to these observations regarding their exactitude as demonstrated, the idea which prevails in physiology on generation, permits an easy explanation. Two ovules can be fecundated one after the other, in a woman who accords her favours to two or more men, the same day, or in two or three days afterwards, that is to say, to the moment when the excitation of the first coition causes the effusion of coaguable lymph into the uterus, to form the caducous membrane (decidua.) These ovules may not descend through the uterine tube at the same time, and may be differently developed. But he thinks superfœtation impossible after the decidua is formed. *op. cit.* The closure of the os uteri after conception, does not take place for some days, weeks, or months (Dewees), but if the male semen be absorbed from the vaginal surface, and conveyed directly to the ovary, as in the elephant, cow, sow, (Gertner) such closure is no objection. Twins have generally but one amnion and placenta, but in cases of superfœtation, each infant has its own membranes and placenta. I once attended a female who was delivered of one infant on Monday, the parturient action ceased, and on the following Thursday, the membranes presented, and she was delivered

of a second infant. There was no hæmorrhage, and the placentæ were united. My friend, Mr. Whitmore, sent me a similar union of the placentæ a short time ago. Whether we suppose superfœtation or twins, the medical practitioner ought to notice which was born first, male or female, when the disposal of property or title depends upon the decision. The question is, which was born first, not which was conceived first. Admitting superfœtation to be possible, and it cannot be denied in the early weeks of gestation, we cannot decide paternity, unless perhaps, when one infant is black or brown, and the other white; but if both males were of the same colour, the decision might be difficult, unless some physical mark on the infant existed in one of them. The following conclusions are admitted in cases of pregnancy. It is now decided that a female may become pregnant, and be ignorant of it until the time of labour. (Fodéré, and Sanders of Edinburgh). This may occur in cases of idiots (Desgranges), when the female is in a state of stupor, either from inebriation, narcotics, coma, syncope, or during sleep. Fodéré, Orfila, Beck, Hebenstreit, and author's work on Midwifery.

Duration of Pregnancy.—Legitimacy.—Hippocrates, Aristotle, Galen, Pliny, Avicenna, Mauriceau, Riolan, La Motte, Hoffman, Schenk, Haller, Bertin, Lieutaud, Petit, Levret, Louis, Astruc, &c., maintained that pregnancy usually terminates at the end of the ninth calendar month, but might be protracted to the tenth, eleventh, twelfth, and some of them said to the fifteenth.

It is also decided by a preponderating majority of the profession, in all countries, that the term of utero-gestation is not uniform; in other words, not invariably limited to nine months. This position is strongly attested by the analogy afforded by the inferior animals, for it appears by the extensive observations of M. Teissier, on the gestation of heifers, mares, sheep, swine, and rabbits, that all these animals exceed their usual periods of delivery. Trans. de l'Acad des Sc. Paris, 1817. Further evidence is afforded by the vegetable kingdom, in which we observe in the same field, on the same tree, shrub, &c. different parts of vege-

tables arrive at maturity with more or less celerity. Petit informs us that many faculties of medicine, forty-seven celebrated authors, and twenty-three physicians and surgeons, concluded pregnancy might be protracted to the eleventh or twelfth month. He cites a case on the authority of Schlegel, in which pregnancy was protracted to the thirteenth month; the child was admitted to be legitimate, on account of the probity and virtue of the mother, which induced her shopman to marry her, and she bore two children by him, each at thirteen months. Tracy, a naval physician, relates a case at the fourteenth month. Daignac, a French surgeon, positively asserts that his own wife quickened at four months and a-half, and on two occasions she went to the thirteenth month and a-half, and on the third, to the eleventh month. Desormeaux relates a case of a mother who had three children, who was maniacal, and whose physician, after all means had failed, recommended pregnancy. Her husband had intercourse with her once in three months, of which he kept an exact account. She was closely watched by her domestics, and she was extremely religious and moral; she was delivered at nine months and a-half. (Velpéau.) The last author attests a case which went to 310 days; and Fodere two of ten months and a half.

The medical evidence in the Gardner Peerage cause, tried before the House of Lords, in 1825 and 1826, throws much light upon the subject. It is right, however, to observe, that witnesses spoke from their personal experience, lost all sight of physiological science, and of the numerous opinions of ancient and modern writers, that "one and all have shewn an extraordinary ignorance on the principles of evidence, will be conceded by every one who examines carefully their testimony. But it may also be doubted whether the question admits of better evidence than has been already proved, or at least arrived at, by them and their professional predecessors." (Dr. Duncan, *Edin. Med. and Surg. Journ.* 1827, v. xxvii.)

I have condensed this evidence in my work, so often referred to, as follows:—

“ The majority of the medical men, examined in the Gardner Peerage cause, were in favour of protracted pregnancy, as Drs. Granville, Conquest, Blundell, Hopkins, Hamilton, of Edinburgh, and Power. Dr. Granville proved that his own wife went to three hundred and six days, even admitting pregnancy to have occurred the day before the interruption of menstruation; and three hundred and eighteen days, if from the middle of two of the last and expected periods. Dr. A. T. Thomson, who attended her, was of the same opinion, that the child was ten months old at birth. Dr. Granville knew other cases of two hundred and eighty-five, two hundred and ninety, and three hundred; and one doubtful at three hundred and fifteen days. Dr. Conquest knew two or three cases at the tenth month.

His patient was a most sensible woman, who had been the mother of six children, and had engaged him and the nurse to attend her at a certain time; went five weeks after, and four with the next. She had other children afterwards, at the ninth month. Dr. Merriman knew cases, at 280, 285, 303 and 309 days, and thought the Gardner case possible; Drs. Blundell and Hopkins, 285; Dr. Power, eleven months; Dr. Hamilton, ten calendar months; and Dr. Collins, of Liverpool, published a case of eleven months soon afterwards, which occurred two years before. *Edin. Med. Journ.* April, 1826, v. 25. This is most worthy of perusal. I know a delicate woman, who menstruated the last week in February, 1826, quickened in July, and engaged me to attend on her in November. She had spurious pains in November, December, and January, 1827, and was delivered on the 28th of February, 1827; nearly twelve months from her previous indisposition. I had most serious business from home in November, but by her entreaties deferred my journey in that, and even the next month, and of course I then daily expected her delivery; yet she went two months later. The infant was a girl and of the ordinary size, and she and all her friends thought she would be undelivered from her protracted pregnancy; yet her labour was only of two hours continuance and perfectly natural. I shall ever have cause

to remember this case, as I nearly lost some property by deferring my journey to attend upon it. It was a first pregnancy. I most solemnly declare, that the case was a true one, and not fabricated to support any particular opinion. This is the longest instance of protracted pregnancy, which has hitherto been recorded in British medicine. Another argument in favour of generation is, that children often grow more in one year than in seven years before, which would prove the developement may not be the same in the womb. The following accoucheurs were produced against the doctrine of protracted pregnancy, on the Gardner Peerage cause. Dr. Charles Clarke, who in twenty cases, never knew one exceed the term of nine months. His evidence does not controvert the opposite side of the question. Dr. Blegborough had practised extensively for thirty-four years, and never knew pregnancy exceed the ninth month. Mr. Pennington contended for forty weeks and three or four days; and Drs. D. Davis and Gooch were of the same opinion. It is a strange but positive fact, that these gentlemen who came forward to prove pregnancy to be immutable and definite at a certain period, all admitted it might exceed nine months, by four or six days; hence the justice of Dr. Duncan's critical sneer at their evidence. In the case under consideration, the claimant Jadis, otherwise Gardner, was born eleven months after his father went abroad, and his mother had cohabited with Jadis, the father, soon after Lord Gardner had been absent. On his Lordship's return, he obtained a divorce against her, and married again; and the offspring of the second marriage, on claiming his father's title, was opposed by Jadis, who, at the adult age, took the name of Gardner; and under these circumstances, and contrary to the medical evidence of the majority of the obstetricians, the House of Lords decided against him. The evidence in favour of the legitimacy of Jadis was founded on too few cases, to warrant a perfect confidence in it, or to settle the question of protracted pregnancy. The Edinburgh Medical Jurist justly concludes, by stating that there was not a single new fact advanced by the me-

dical men, in elucidation of the subject at issue; and the reviewer smiles and "wonders at the want of knowledge of the witnesses who appeared to be unacquainted with the nature of legal evidence; and neither their evidence, nor that of the other side, was sufficiently accurate, in not being deduced from physiological science; which, however, in the present state of medical knowledge on the question, could not perhaps be more accurate. On the whole, the weight of the testimony was in favour of the advocates of protracted pregnancy; but the mother having cohabited with another, proved her incontinence; which fact influenced the House of Lords against the legitimacy. After all, the subject remains as obscure as before, and will require much more scientific medical evidence to decide it one way or the other."

Dr. Dewees relates a case of a lady, whose husband was absent on account of embarrassment of his affairs. He returned one night clandestinely, had intercourse with his wife, whose menstrual period was expected within a week and occurred, yet she was delivered in nine months and thirteen days from the coition. *Work*, 1825. The question of protracted gestation, and more especially the Gardner Peerage case, was discussed at the Westminster Medical Society, in Dec. 1829, when Dr. Granville adduced the following authors in favour of the affirmative side of the question:— Among the ancients, Hostius (Horstius), Sylvius, Harvey, Mauriceau, Levret, Lieutaud, Heister, Delignac, La Clo-ture, Benedictus, Petit, Smellie, and W. Hunter. Among the moderns, are Osiander, Fodéré, Schoreider, Lentos-seit, Sprengel, Adelon, Bardt, Capuron, Orfila, Burns, Desormeaux, Dewees, Hamilton, of Edinburgh, and Mer-riman. I have already mentioned many others. On the occasion in question, Mr. Chinnock related a case of a female who menstruated Oct. 14, and had intercourse with her husband on the 29th. She was delivered on the 20th of February, a space of two hundred and ninety eight days after the connexion, but labour commenced three days previously. I mentioned the cases narrated in the extract from

my work inserted above ; and Dr. Ley and Mr. North took the same side of the question. The whole of the society were of the same opinion, with one or two exceptions. Lond. Med. & Surg. Jour. 1830, v. iv. Med. Gaz. 1830, vol. v. There is no doubt but the weight of medical authority, in ancient and modern times, are in favour of protracted pregnancy ; but in the present state of science it is impossible to assign the exact limit. The law of this country assigns no limit to utero-gestation ; the law of France limits it to three hundred days or ten months, and allows legitimacy to be contested after this period. (Velpéau.)

CHAP. IX.

Abortion.

IN judicial investigations relative to abortion, medical jurists are required to decide the following questions:—1. Has there been abortion produced? 2. Is abortion natural or provoked? 3. Has the fœtus quickened?

Signs of abortion.—To determine whether abortion has taken place, we must always examine the product of abortion, and also the female who is said to have aborted. If we do not see the substance expelled, we cannot give a satisfactory, much less a decisive opinion.

Examination of the embryo or fœtus.—During the two first months of utero-gestation, we must be extremely cautious and take care not to confound the fœtus with a mole or false conception, or with a sanguineous concretion or false mole. At this period, the embryo is enveloped in a capsule formed by two membranes (the chorion and the amnion), united to a spongy mass (the placenta), more voluminous than itself. The first of these membranes is torn, and allows the second to escape in the form of a membranous sac, to which is attached a clot of blood. On opening this sac, a quantity of fluid escapes, and the embryo will be

found in an organized condition. It is a gross mistake in many works on obstetrics, in which it is stated, that the foetus cannot be recognized at this period. I have a preparation which shews it perfectly formed at two months and a half. There is also an illustration of the embryo at the forty-fifth day, in an organized form, in the excellent plates of Meygrier. We seldom see the substance expelled in early abortions, as it is generally destroyed by the female attendants; and every obstetrician must have been embarrassed by this circumstance, and must have seen cases of supposed abortion, in which the expelled substance was a clot of blood. Hence the necessity of washing such substance, when any doubt exists, in order to determine whether the substance be blood, a mole, or a real conception. We should also remember the frequency of catamenial obstruction for two or three months, and how often women suppose themselves pregnant when they are not so. In such cases the want of coagulation in the menstrual fluid, proves it not to be blood. In the cases before us it is absolutely necessary to know the appearances of the foetus at the different periods of gestation. The embryo is visible at the fifteenth day (Meckel), and the ovum is six or eight lines in diameter. It is piriform, elongated, curved, round, enlarged at one extremity, which is the head, and attached to the membrane at the other extremity, having a white cord, which is the spinal marrow. (Velpeau.) Towards the end of the *first* month, the extremities begin to appear in the form of round tubercles, and the umbilical cord is seen attached to the intestine; the liver is large and fills the abdomen. In the course of the *second* month, the head is equal in size to nearly half the body; the eyes are seen as two black spots; the nose, nostrils, and the ears are apparent; the arms and legs begin to appear; the toes and fingers are distinctly observable; there are many points of ossification in the frontal and maxillary bones, the clavicles, ribs, and os ilium. The rest of the osseous system is in a state of cartilage. The penis and clitoris project, and the sex may be determined. The embryo is little less than two inches long, and weighs nearly an ounce.

At three months, the foetus is about four inches long, and weighs nearly three ounces. It is impossible to mistake it at this period, and therefore it is unnecessary to describe its developement any farther.

The law of this empire is extremely defective on abortion, for it abounds with the greatest absurdities. Its intention is humane and excellent, but it is based upon erroneous physiological principles. It enacts, for instance, that the embryo is not animated until after quickening, that is, until half the period of utero-gestation has elapsed, though the foetus is alive from the very moment of conception. I have described its developement before the period of *quickening*, which I need scarcely observe, could not happen if it were inanimate.

Again, a jury of matrons is to decide whether a woman be pregnant or has quickened, questions which the whole faculty of physic, in every part of the world, could not determine in the early months of pregnancy. It would be as wise to appoint a jury of infants to determine these questions. The law also enacts it felony to procure abortion before quickening, and subjects the person who does so by any means, or even advises it, to transportation for seven or fourteen years; and to death, if after quickening. Every man must applaud this philanthropic legislation; but it places the medical practitioner in a most dangerous predicament. Thus in thousands of acute diseases, where life is in the greatest danger, treatment must be employed which may produce abortion; and is the practitioner to allow his patient to die without the benefit which his art affords? In some cases of uterine hæmorrhage, the life of the female can only be saved by extraction of the infant. Yet this is producing abortion in the eye of the law. Again, if the woman is so deformed, that a full grown infant cannot be born at the full time, that is, at the termination of the ordinary period of utero-gestation, without a fatal operation, is the medical man to allow the female to be placed in this predicament when he can save her life, and that of her infant, by inducing premature delivery? If the infant arrive at the full

term of utero-gestation, it must be destroyed by nature or by art; and by the latter to save the life of the mother. As the statutes now stand this is felony; but a talented legal writer observes, "it may be presumed the operator in such cases only commits *justifiable* homicide, and not the crime of abortion." (Cabinet Lawyer.) Surely the operator can be influenced by no clandestine or sinister motive, in endeavouring to save the lives of the parent and offspring. But to resume the medical part of the subject. We should examine the woman, to ascertain whether abortion has really happened. It is impossible to determine this point during the first two months of pregnancy, as the foetus is too small to leave any trace of its passage. When it occurs in the last months of gestation, the usual signs of delivery will be present, which will be described hereafter. The expulsion of moles, hydatids, or other morbid growths, should not be lost sight of, and should be carefully examined. The phenomena presented by the abdomen and external genitals, can only be valuable in proof of abortion, when conjoined with the following circumstances:—1. When there is a certainty of pregnancy, and a comparison made between the developement of the foetus and the period of gestation. 2. When the pregnancy is so far advanced that the changes in the os and cervix uteri are appreciable. 3. When examination is made, immediately after the abortion has taken place.

The practitioner should bear in mind the immense number of causes which produce abortion; and therefore ought to be extremely cautious in making a judiciary report in such cases. Many of these causes are peculiar to the woman, as excessive sensibility, and too great contractility of the neck of the uterus, rigidity of the fibres of the body of the organ; or laxity or flaccidity of its neck; habitual delicacy of health, menorrhagic disposition, or debility of constitution; all acute, and a great number of chronic diseases, fevers, continued and intermittent, inflammations of the various organs, peritonitis, gastritis, enteritis, cystitis, hysteritis, rheumatism, pleuritis, variola, scarlatina, hæmorrhoids,

convulsions, pertussis, chronic catarrh, colic, cholera, diarrhœa, dysentery, constipation, gonorrhœa, leucorrhœa, scirrhus,* cancer, retroversion, polypi,† dropsy, and various diseases of the uterus, hydramnios, hysteria, moles with the fœtus,‡ &c. The diagnosis of these diseases is easily established. When abortion depends on rigidity of the fibres of the uterus, it recurs at later periods in successive pregnancies, as the uterus gradually expands; but when abortion is caused by laxity of the neck of the organ, the laxity increases in each pregnancy, and the abortion happens earlier. Among the ordinary or hygienic causes, may be enumerated violent mental emotions, the impression of strong odours, the fright caused by thunder, noise of artillery, sight of extraordinary and frightful objects, errors in diet, stimulating food and drink, abuse of spirituous liquors, too much exercise, as walking, riding, dancing, running, the agitation of carriages or other vehicles, accidental falls, or blows on the abdomen, wounds, tight clothing, immoderate laughter, abuse of venery, surgical operations of any kind, even the extraction of a tooth, &c. Sometimes abortion depends on the death of the fœtus, from debility, ill cured syphilis, monstrous conformation, diseases of the placenta, scirrhus, calculus, hydatid, its implantation over the neck of the uterus, &c. Again, we know that a peculiar constitution of the atmosphere will produce abortion, as an epidemic. (Hippocrates, Fodéré.) All powerful medicines, as emetics, purgatives, mercury, &c. may cause the premature expulsion of the fœtus. Venesection has been employed to produce abortion, but it seldom or never succeeds. A woman has been bled forty, and another ninety times, and yet arrived at the full period. (Mauriceau.) This remedy is successfully employed to prevent miscarriage, and has been repeated seventeen times in a case with success. Emetics and purgatives often fail to produce the desired effect, and the latter often destroys the female by inducing abdominal inflammations. Emmena-

* Bonetus.

† Levret.

‡ Morgagni.

gogues also fail in most cases. Various herbs are employed by the vulgar, mentha pulegium, sabina, secale cornutum, artemisia rubra, &c. and unfortunately with effect. But we must conclude that there is no medicine or abortive means, which always produce abortion, and nothing but abortion; there is none which does not endanger the lives of the mother and infant. Irritation of the cervix uteri by mechanical means, and piercing the membranes, justify the truth of the remark, "*Sæpe, suos utero quæ necat, ipsa perit.*" "Every woman who attempts to promote abortion, does it at the hazard of her life." (Bartley.) There is no drug which will produce miscarriage in women who are not predisposed to it, without acting violently on their system, and probably endangering their lives." (Male.) "It has frequently occurred," says Dr. G. Smith, "that the unhappy mother has herself been the sacrifice, while the object intended has not been accomplished."

When called on in courts of justice, to report on an abortion, supposed to be provoked or criminal, we should duly consider the causes already enumerated, the circumstances which preceded it, whether the female has denied her pregnancy, procured abortives, used drastic medicines, applied to various practitioners without acknowledging her real condition, and a variety of other inquiries, which will suggest themselves to every well informed practitioner, before we can decide that she premeditated the crime. If the woman had died, we should examine the uterus to discover wounds, and also the abdominal viscera, as it often happens death is produced by enteritis or peritonitis, though the uterus may have been punctured a few hours before death. This was the fact in a case tried at the Old Bailey, during the last year; the medical witness for the prosecution ascribed the cause of death to the punctures, which were not inflamed; but the witnesses for the prisoner to enteritis. According to the law of this country, the exhibition of any medicine, for the purpose of causing abortion, renders the accused liable to a prosecution for felony; and therefore those young men who vend medicines, ought never to commit

themselves by vending the most harmless medicine to applicants in the case under notice. Should the female acknowledge that a certain apothecary sold her medicine for the purpose, he could have no witness to disprove her allegations, and consequently must incur the greatest danger to his liberty or life. Too many young men forget that the crime of abortion is the destruction of a human being; and hence they incautiously supply medicines, in general harmless ones, without the slightest recollection of the perilous situation in which they place themselves. I trust that this caution may be useful to my junior readers.

Medical jurists designate criminal abortion, foeticide, that is, destruction of the foetus in utero; and apply the term infanticide to the destruction of the new born infant. Both terms are included in the word prolicide. Before we consider this part of our subject, it is necessary to describe the phenomena of parturition, and the viability of the infant.

CHAP. X.

Of Delivery.

THE medico-legal questions relative to delivery are, 1. Do signs exist by which we can determine that a woman has been recently delivered? 2. At what period afterwards can we find traces of delivery? 3. Can a woman be delivered unconsciously? 4. When the mother and infant are found dead, which was the survivor?

Signs of recent delivery.—The signs of recent delivery are observable in the sexual organs, uterus, abdomen, the lochial discharge, state of the breasts, and secretion of milk. In the first days after delivery, the labia majora et minora are dilated, red, tumified, and often inflamed, the vulva is open, the fourchette is partially or completely torn, the orifice of the womb is so dilated as to admit the introduction of one or two fingers into the cavity of the organ; the posterior lip is elongated and thickened; both lips are much thicker than during pregnancy. The womb itself is more

voluminous, can be felt above the pubis, or may be felt enlarged by placing one hand on the hypogastrium, and a finger in the vagina. The size and flaccidity of the abdomen, its wrinkled condition, the lochia and milk, are signs of recent delivery; but all may be present after the expulsion of a mole or other morbid growth in the uterus. The lochial discharge has a peculiar odour, and when present is a good sign, but it is liable to be suppressed from a variety of causes, and is entirely absent in some natural cases. Any one of these signs is not conclusive, and does not prove recent delivery, but taken collectively, and above all, if we can learn the history of the pregnancy or anterior condition of the woman, we may arrive at a correct conclusion. We can only arrive at a proper conclusion during the first six or eight days, for at the end of ten or fifteen days, it is impossible to decide the reality of delivery. It is now decided that a woman may be delivered without her knowledge if completely intoxicated, if stupified by narcotics, a case which I have recently witnessed, if attacked with apoplexy, syncope, delirium or idiocy; and this fact ought never be forgotten when we are called on to decide questions of infanticide. Another question of great interest is to determine the survivorship of the mother or infant, when both are lost in parturition, for in some cases, if the infant survives the mother, the father inherits the property he had by his wife, and if the mother, the property passes to her own family. This is the law of tenant by curtesy. It is impossible to decide this question unless some person has been present at the delivery. It was decided by the Court of Exchequer, in 1806, that the motion of the lips of the infant proved its vitality. (Smith.) It is now universally known to judiciary physiologists, that a still born infant may be resuscitated an hour after birth, and one case is recorded, in which the infant was pronounced dead, and placed in a corner of the apartment, and at the next visit, which was at the end of twenty-four hours, it was found alive.

It is almost unnecessary to allude to the substitution of a dead child for a living, as such cases are of rare occurrence.

Women have shewn dead children, to appease the wrath of their husbands, who accused them of sterility. Male's Forensic Med. p. 211. Capuron, p. 110. Beck, p. 99. A woman has substituted a living for a dead child. For an account of the appearances of the womb after death, during the first month, the reader should consult Burns, p. 326. The law only requires, that the medical witness shall prove whether the signs of conception were present or not. An infant must be found, in order to bring the charge of infanticide. A woman may be delivered unconsciously, if labouring under coma, or the effects of narcotics. Fodéré, vol. 2, p. 10; and a woman, who died before delivery, was placed on the bier for interment, when the child was born. *op. cit.* 11. These are exceptions to the general rule, namely, that healthy women must be conscious of labour. Dunlop records an extraordinary instance of a lady having a child, though she and her husband did not think she was pregnant. Edition of Beck, p. 107. Again, a woman without assistance, may have her child so suddenly on the floor, in the street, or water closet, as not to be able to prevent its death.

Circumstantial evidence on the incidents of time and place, of situation and character, most generally guides the decision.

With regard to the death of the child before or after delivery, it is a question that may be agitated in civil and criminal cases; as when the succession to inheritance is mooted, or when a pregnant woman has been maltreated, and her child supposed to have died in consequence.

The life of the infant is inferred from the good health of the mother, the progressive increase of the abdomen, and the motion of the foetus. But healthy females may bring forth dead children; delicate females have produced healthy children, and the increase of the abdomen may depend on moles, hydatids, dropsy, &c. while the motion of quickening has been caused by flatulence. A woman may suppose she feels the motion of the infant, during delivery, yet a putrid infant may be produced. Various

causes may act on the mother, and destroy the infant, as unhealthiness of habitation, mode of dress, want of food, or improper use of it, violent exercise, too great labor, violent passions of the mind, venereal excesses, intemperance, hemorrhage, convulsions, syphilis, small-pox, falls, wounds, and accidents, inordinate evacuations; in fact, all the causes of abortion, which were enumerated. Pressure in difficult labors, may destroy the infant; improper use of instruments, fainting and diseases of the placenta, will produce the same effect. Yet the child may recover in despite of most of these causes.

The following signs occurring during pregnancy are indicative of the death of the infant—want of motion in the child; the womb feels as if it contained a dead weight, which rolls according to the position of the woman; the navel is less prominent, the milk disappears; the breasts are brown, flaccid, the mother experiences a sense of lassitude and coldness, accompanied with head ache and nausea. If actually dead, and long retained in the womb, putrefaction sets in, the membranes become black, and foetid discharges take place. Maceration of the body, presence of the meconium, spots on the skin, violet or brownish blue colour of the lungs, the mass sinking partially or entirely in water, weighing about the seventieth part of the body, and the mouth and throat being filled with a glary sanguinolent fluid.

Many of these symptoms are equivocal. The foetid discharges and state of the skin and bones cannot be depended on. If the medical examiner be called immediately after birth, he can distinguish these symptoms; but he is seldom called so early, and in general not for many days afterwards. The skin will exhibit marks of putrefaction, and will be of a purplish brown or red colour. The umbilical cord is livid, soft, and easily turned. The cranium and thorax are flattened, the sutures of the head are disunited, the brain is almost fluid, and has a foetid odour. If the death take place after birth, there will be characters of viability and complete developement, signs of external

violence, fractures, bruises, perhaps omission of the ligature on the cord, developement of the pulmonary vessels; the arterial and venous canals are straightened or obstructed, lungs spongy, rose colour, swimming in water, also after compression of them; but this happens, if filled with gas, by putrefaction; but if the gas escape by compression, the lungs will sink; the lungs weigh about the thirty-fifth part of the body. The lungs of an infant already dead, if inflated by the trachea, will preserve the air, as if respiration took place; but they will not weigh more than compact lungs. From the fourth to the eighth day after birth, the cord desiccates and falls off, there is a slight desquamation of the epidermis, a yellow colour of the skin, disappearance of thrombus, ecchymosis, or inflammation, and cedema of different parts; on pressing the breasts of either sex, a serous fluid appears. From the eighth to the thirtieth day after birth, the navel will be healed, the foramen ovale, arterial, venous, ducts and umbilical vessels will be obliterated by adhesion, the sutures will be more solidified, and the fontanelles diminished.

CHAP. XI.

Prolicide, Fœticide, Infanticide.

MEDICAL jurists have employed the word *prolicide*, to designate the destruction of the offspring, and divided the subject into *fœticide*, or the destruction of the fœtus in utero, and *infanticide*, or the destruction of the new-born infant. I have already stated the law on this subject, 9 Geo. 4, c. 31, which makes no distinction between the murder of an infant not viable, that cannot live, and one that is viable. A woman who destroys her infant not likely to live—for example, soon after conception, is assuredly less criminal than one who destroys it at a later period, which, if left undisturbed, may become fully developed, and

arrive at maturity. The first commits an act upon an imperfect being, which has not acquired the perfection necessary to durable existence—she acts almost on a dead body, *non homo est, qui non futurus est*, the other acts upon a perfect being, which nature destines to occupy a place in the class of her family and of society. If the death of a non-viable infant is less criminal than abortion, the punishment of infanticide ought not to be inflicted, for this is inflicting the greatest punishment for the lesser crime. But as the law stands at present, the researches which the medical practitioner has to make in cases of infanticide are as follow:—

1. After having ascertained the external appearance of the infant, its volume, length, and respective proportions of its different parts, it is necessary to determine whether there exists any original defect of conformation, or any pathological condition which could induce the death of the infant at the moment of birth, or whether it has not been destroyed by pressure during a laborious parturition.

2. After this examination, we should inspect the internal organs, and decide whether respiration has been complete, and consequently whether the infant has been born alive.

3. To determine how long a period has elapsed since the infant was living; and what was the cause of death, whether natural or violent.

4. To determine whether the woman to whom the infant is attributed, is really the mother.

The most important of these inquiries are the following:—Has the infant died before delivery? Has it died during delivery? Has it died at the moment of birth, in consequence of deformity of the mother, or congenital disease? In the first place, we are duly to consider the various causes of abortion, and the signs which indicate the death of the foetus in utero. The former have been already enumerated; the latter are, the cessation of the motion of the foetus, the perception of it in different positions by the motions of the woman, the tumefaction or diminution of the breast—signs which are extremely equivocal. But if during delivery the foetus is not felt to move, the waters are black and

foetid, the scalp soft, flaccid, wrinkled, and easily excoriated, if the cranial bones are more mobile than ordinary; there is much reason to suppose that the foetus has been deprived of life for some time. After delivery, the proofs of the death of the foetus having taken place some days previously, are the flaccidity of its limbs, desquamation of the cuticle, the skin purple or brown in certain parts, a serous or sanguineous infiltration of the subcutaneous cellular tissue, especially of the scalp; the umbilical cord soft, flaccid, livid, easily lacerable, the thorax flattened, and its viscera in a state which shews that respiration could not have happened.

If the infant has been destroyed by pressure, by a premature rupture of the membranes, there will be tumefaction of the superior part of the head from uterine pressure, the head is deformed, and the brain will be found apoplectic; or the last sign may depend on compression of the umbilical cord, either by being round the neck or body of the foetus, or by compression of the parts of the parent. On the other hand, if the foetus has died from hæmorrhage during labour, in consequence of detachment of the placenta, rupture of the umbilical cord, the body will be of a pale livid colour, the sanguineous system will be empty and collapsed, and if there is rupture of the cord, its extremity will be jagged or irregular.

It would far exceed my limits, were I even to enumerate the various defects of conformation of the woman, or malpresentation of the foetus, which may destroy the life of the latter. I can only advise the practitioner to exert his knowledge of anatomy, physiology, and pathology, in any case on which he may be called upon to give his opinion. He should most cautiously consider the defects of conformation and pathological degenerescences, and which may impede the functions of respiration. Though it will be seen hereafter, that the proofs afforded by respiration are inconclusive, and that too much importance has been ascribed to them.

Let us examine the degree of certainty of an infant's being born alive, which is presented by signs afforded by the anatomical examination of the foetus. Daniel considered that the thorax was amplified by respiration, and this he determined by measuring the cavity before and after respiration. (*Comment. de infantum nuper natorum umbilico et pulmonibus.*) But the conformation of the chest is subject to too much irregularity, to enable us to arrive at a satisfactory conclusion. Plocquet laid great stress upon the position of the diaphragm, whether depressed towards the abdomen, or elevated towards the thorax; but artificial respiration will effect these positions as well as natural. The size of the lungs affords no positive evidence. Schmitt has seen them fill the chest before respiration, and so much compressed after that process had continued thirty-six hours, as to render it difficult to decide whether respiration had been established. Besides, there may be uterine, vaginal, and extra-uterine respiration before the complete expulsion of the foetus, and death occur after the birth. The roseaceous colour of the lungs may or may not exist, and is subject to great variety, so that no dependance can be placed on this sign. It may exist in the foetus long before maturity. The obliteration of the umbilical arteries and vein, of the foramen ovale, and of the ductus arteriosus, evidently prove that the infant has been born alive. But this change does not happen at the moment of birth, nor sooner than two or three days, and often not before the first or second week; and consequently this evidence, in most cases, is of little value.

Plocquet instituted experiments to ascertain the weight of the lungs before and after respiration, in comparison with that of the whole body, and concluded that the weight was 1:70 before, and 2:70 or 1:35 after respiration. The accuracy of these conclusions is denied by Chaussier, Orfila, and Schmitt, of Vienna. Daniel proposed to immerse the lungs, before and after respiration, in a vessel of water, to the side of which a graduated scale was attached to mark the elevation of the fluid. He said that the condensed lungs

would occupy less space than after respiration ; this is true, but more delicate instruments are required for the execution of this experiment, before we are justified in adopting it in the practice of legal medicine.

Schreger proposed the immersion of the lungs and heart, the large vessels being tied, in water so far back as 1682 ; and concluded that when they sunk, no respiration had taken place, and if they floated, the respiratory function had been established. This is what is called the hydrostatic test, or pulmonary docimacy, upon which little reliance is placed in any part of Europe at the present period. Numerous objections may be made to this test ; 1, the infant may respire before birth ; 2, it may respire and be destroyed before birth ; 3, an infant may be alive, and may not have respired ; 4, the lungs may float before respiration ; 5, the lungs may not float after respiration. The infant may respire before birth, and be born dead. (Hunter, Marc, Siebold, Capuron, Osiander, Sabatier, Mahon, Hutchinson.) There may be intra-uterine respiration. Trans. Royal Soc. of London, vol. xxvi. Edinb. Med. and Surg. Journ. No. 73. Hufeland's Journ. 1823. The foetus may be asphyxiated, or remain enveloped in its membranes and be alive, without respiration. (Buffon, Schurig, Le Gallois.) A delicate immature infant may respire, and yet the lungs will sink in water ; and the infant may be born with pneumonia, pulmonary engorgement, or hepatization. (Billiard.) In the two first cases, the air cannot arrive in the bronchial vesicles, and consequently respiration will be incomplete. In the last, we often find the subcutaneous cellular tissue of the mouth and limbs gorged with sanguineous effusion, which induces some persons to suppose violence has been employed. Billiard has pointed out this error. The lungs may float before respiration, from putrefaction, (Orfila,) emphysema, (Chaussier,) or insufflation, (Morgagni.) Dr. Bernt, of Vienna, has put an end to the ancient hydrostatic test, and proposed a new one in its place, which is equally objectionable, in consequence of the complication of his instruments. (*Programma quo nova pulmonum docimasia, hydrostatica, proponitur.* Vienna, 1821.)

It is a matter of great importance to determine how long it is since the infant was living ; or how long it has been dead. If the skin is soft, and covered with the white unctuous matter, which is seen at birth, if the stomach contains but a small quantity of mucus, the large intestines are filled with meconium, and the bladder with urine, it is probable that life had ceased at or immediately after birth. If on the contrary, the stomach contains any alimentary substance, and the intestines any matter except meconium, it is certain that the infant has lived for some time. I have already described the change in the vessels peculiar to the circulation of the fœtus. I may mention, however, that the umbilical cord remains soft and humid for fifteen or sixteen hours, and begins to desiccate about the fortieth.

To determine how long the infant is dead, we must consider the state of putrefaction, and all circumstances which hasten or impede it. Warmth and humidity promote decomposition, and a body putrifies more rapidly in running than in stagnant water, or in humid earth, than in an argillaceous, sandy or chalky soil.

The next question is, what has been the cause of death. This is often involved in impenetrable obscurity, as lesions, purely accidental, frequently present the appearances of crime. We should endeavour to determine those that are accidental or involuntary, and those that are criminal.

Death of the fœtus from involuntary causes.—I have already enumerated the most of the causes of the death of the fœtus in utero, and may now caution the young practitioner to bear them in recollection, for otherwise he may commit the most serious errors in giving evidence on the question under notice. Let him remember that diminution or deformity of the pelvis, or preternatural presentations of the fœtus, may cause elongation of the head, tumefaction of the scalp, fractures of the cranial bones, blackness of the face, congestion of the brain, ecchymoses of different parts of the surface of the body, fractures of the limbs and various other lesions, which may be readily mistaken for the result of external violence. Again, the twining of the umbilical cord round the neck or the compression of the os externum,

may induce cerebral congestion, as well as marks of strangulation. If the appearances on the head are caused by external injury, they will often exist in situations on which no pressure could have been made. We must always bear in mind the presentation; and by so doing we can often distinguish natural lesions from injuries.

In those cases in which the neck is compressed by the cord, there will be no excoriation, or desquamation of the cuticle. When there is rupture of the cord during labour, there will be fatal hæmorrhage, but if accident happens after birth, that is, after respiration, fatal hæmorrhage will not always result. If the cord be lacerated by violence, its extremities will be irregular, but the flow of blood will cease. The infant will not be destroyed by hæmorrhage, unless the cord is divided with a sharp instrument. Should the infant have been destroyed by detachment of the placenta, the pale waxy colour of the foetus, the discolouration of the viscera, the vacuity of the heart and large vessels, explain the cause of death. The infant may be expelled suddenly, and falling on the floor or on any other hard substance, the skull may be fractured, and the cord torn. Such cases are related by many obstetric writers. I have narrated three examples, and others are attested by Hamilton, Chaussier, Henke, Klein, Pasquier, Meirieu. *Jour. Univ. des se Med.* 1820 and 1823. M. Klein collected a hundred and forty three observations on this point, and asserts there was not one infant in the kingdom of Wurtemberg, whose skull was fractured, all recovered. Many fell upon the pavement, two of which were affected with momentary asphyxia. Though the cord was lacerated, there was no fatal hæmorrhage. When sudden expulsion of the infant is alleged as the cause of death, it is necessary to examine all circumstances anterior and subsequent, to compare the dimensions of the pelvis, and the volume of the infant's head, to consider the duration of labour, the position of the woman when the infant has escaped, the height of the fall, the substance with which the head came in contact, and finally, the state of the umbilical cord which ought to be ruptured at the placenta or umbilicus, but

not in the middle. The extremity of which ought to present the sign of laceration.

When an infant perishes at the moment of birth, by choaking of the air passages, and is afterwards thrown into water or into the water closet, it may be supposed it has been destroyed by submersion or drowning. Every practitioner is aware that infants have been precipitated into the latter situation, and that it is extremely difficult to distinguish whether the fluid in the air passages be mucosity, liquor amnii, or an extraneous fluid introduced. When the fluid contained in the trachea is frothy, we cannot positively affirm that the infant has respired, as insufflation would produce the same effect; or a morbid secretion of gas, or the evolution of air by decomposition. If on the other side, the fluid is limpid and free from air bubbles, we can affirm that the infant has not respired, but this is no proof that it was dead at birth, or at the moment of submersion. The rigid examination of the physical and chemical properties of the fluid, will alone enable us to determine its real nature.

Death of the fœtus from voluntary causes.—The new-born infant may be the victim of external violence wilfully inflicted upon it, and it may also perish by the voluntary omission of that succour which is necessary to it in the first moments of its existence; hence we distinguish infanticide by *commission*, and infanticide by *omission*.

Infanticide by omission may occur from exposure of the new-born infant to a temperature too cold or too warm, if it be deprived of nourishment or respirable air, and from umbilical hæmorrhage, caused by disruption of the cord. It is difficult to determine what thermometrical degree of heat or cold would destroy life in these cases, but if we find the body of an infant naked, or nearly so, stretched on the ground, discoloured, the great internal vessels congested, and the external or superficial contracted, and almost empty, and with evidence that respiration has taken place, and at the same time there exists no trace of external injury, there is every probability that death has been caused by cold.

The defect of nutriment is generally combined with abandonment of the infant ; and to this cause we should attribute death, when atmospheric temperature is not sufficiently cold to be destructive, and when we find the alimentary canal dry and contracted.

The neglect of tying the umbilical cord will expose the infant to fatal hæmorrhage ; but this is not always the case, and does not afford sufficient evidence of mortal hæmorrhage, as the large vessels should be empty, there should be paleness of the body, viscera and muscles, to prove that death has been caused by loss of blood from the cord. Again, death may take place from this cause, where it was impossible for the mother to afford the necessary aid to the new-born infant.

Thus in cases of placental presentation, the infant may be destroyed by hæmorrhage, but there will be manifest signs in the woman under such circumstances ; she may be in a state of syncope from this occurrence, and be unable to save the infant from perishing. The foetus is often destroyed from separation of the placenta during protracted labours ; in both of these cases the placenta will be attached to the umbilical cord. It has been said that the mother, during convulsions, may possibly rupture the cord, or that this may happen from the motion of the infant, or when the woman is delivered in the erect position, the foetus having fallen on the floor. In the last case, disruption may happen, but it appears very doubtful in either of the former.

It will be recollected that M. Klein has recorded one hundred and eighty-three cases of sudden labours, in many of which the cord was ruptured near the abdomen, and in twenty-one cases within the abdomen, yet there was no fatal umbilical hæmorrhage.

It is also to be remembered that the infant's head, in its passage through the external genitals, is so situated, that its face may be in contact with the liquor amnii or blood, and in this way may be deprived of air, or asphyxiated by impure air ; or the head may be expelled, respiration esta-

blished, the labour cease, and strangulation be effected before delivery. This case is by no means unfrequent, every practical obstetrician has met with it, and should it happen in the first labour, it is evident, that from the ignorance, pain, or syncope of the woman, the infant may be destroyed. It therefore appears evident that we must duly consider all these circumstances before we can safely conclude there was criminal intention on the part of the mother.

Infanticide by commission, is indicated by contusions, wounds, luxations of the cervical vertebræ, fractures of the extremities, torrefaction or burning, and asphyxia.

Contusions and wounds.—The ordinary effect of contusions is ecchymosis, which will be more extensive, according to the situation in which it may be placed; but great care must be taken not to confound this appearance with the cadaverous lividity. We should also be cautious to distinguish ecchymoses of the scalp, produced by parturition, from those that result from violence. The former are generally superficial, and situated most commonly upon the vertex, occiput or parietal bones; while those produced by violence are deep and brown, and in various situations, often on the temples. When caused by labour, the infant cannot have respired, and this will be discerned in the manner formerly mentioned. If considerable ecchymoses, contusions, or tumours exist upon an infant that has respired, there is just ground for the suspicion of criminal violence.

In some cases ecchymosis of the neck may be ascribed to pressure of the orifice of the womb, or of the vulva, or by twining of the umbilical cord round the neck, and present the appearance of strangulation; under such circumstances, the respiration may be impeded or prevented, the infant destroyed, the lungs evince the signs of respiration, and the case will be involved in great obscurity and difficulty. Other facts must exist to warrant a correct conclusion.

Luxations of the cervical vertebræ.—When death is produced by luxation of the cervical vertebræ, the ligaments of the vertebræ will be torn, the spinal marrow will be

bruised or torn ; ecchymosis, and sanguineous infiltrations, will indicate that the injury has been inflicted during life, as these phenomena cannot exist after death. It is to be recollected, however, that such luxation may be the effect of injudicious attempts to extract the infant during labour ; and it is therefore necessary to ascertain if the parturition has been difficult, and whether any traction has been applied to the infant.

Fractures of the bones or wounds often depend upon parturition, or upon the violence offered by ignorant and bad practitioners ; it is therefore necessary to keep these facts in mind, in determining questions of infanticide from such injuries.

Torrefaction, or burning, is a horrible method resorted to for the destruction of infants, a case of which I grieve to indite, has occurred in this city within a few days. Here it will be necessary to examine all injured parts, and to apply the ordinary proofs to ascertain if respiration had existed. In the case to which I have alluded, the coroner (an attorney) was of opinion that a verdict of manslaughter could not be received. The prisoner, a nursery maid, was acquitted !

Asphyxia.—A new born infant may be asphyxiated by privation of respirable air, by mechanical obliteration of the air passages, by strangulation, by submersion, or by the action of the deleterious gas. The infant will be deprived of air by being placed in a chest, or under a pallet, &c. but as some minutes must elapse between its birth and death, the usual tests will decide that it has respired. Infants have been destroyed, whose nostrils and mouth were filled with linen, hay, earth, &c. to the prevention of respiration ; the presence of these substances will enable us to form a proper opinion. Infants have also been destroyed by pressure upon the mouth and nostrils, trachea and thorax, and by forcing the tongue into the fauces ; in all of which cases a few inspirations take place, and the pulmonary proof will be decisive.

In all these cases the rupture of the *frœnum linguæ*, the ecchymoses of the neck, the marks of injuries upon the chest, and in the interior of the mouth, with the signs of cerebral congestion, afford very strong evidence against the accused.

The introduction of fluids into the trachea or lungs, is another cause of suffocation; the discovery of the nature of the fluid by chemical analysis, enables us to arrive at a positive decision against the accused. Submersion or drowning is a frequent mode of infanticide. The pulmonary evidence of respiration, and the similarity of the fluid found to that which surrounds the dead body, enable us to decide that death was caused by submersion. In such cases there is usually more or less fluid in the stomach. When death is produced by strangulation, there will be ecchymoses on the neck and face, with cerebral congestion. The most frequent mode of infanticide, is the precipitation of the infant into the water closet or privy, which may be the effect of accident; but the pulmonary docimacy will decide if the infant has respired. In the cases recorded by Klein, the majority of the women were primiparous. I have known a woman of low stature delivered of her first child by a single pain, and I have recorded similar instances in my work on obstetrics.

In all cases of infanticide, we must be certain that the woman has been recently delivered, and that this event coincides with the age of the infant. The signs of recent delivery have been already enumerated. It is right to mention that infanticide has been effected by the introduction of needles into the brain (Gui-Patin, Brendel, Belloc), and into the temples, internal canthus of the eye (Brendel), the neck, region of the heart (Fodéré), and the abdomen. Infants have been destroyed by poisons, which have been applied by inhalation into the lungs, by commixture with food, absorption through the skin, and by enema. These are to be discovered by the usual tests, which will be mentioned hereafter.

Before concluding this subject, it is necessary to prove the validity of the statement, that the hydrostatic test is no longer considered conclusive. Some of our best jurists cling to it with a degree of tenacity, which, to speak in the mildest terms, is exceedingly remarkable. Drs. Beck and Gordon Smith think it decisive, with due precautions, and a reviewer in the *Edinburgh Medical and Surgical Journal*, in 1826, perhaps Dr. Duncan, thinks it affords *presumptive* evidence. The opinions of these talented and distinguished professors are of course entitled to respect and much confidence ; but it is to be recollected, that the judges of the land will not receive the evidence afforded by this test. This is not the place to discuss the propriety of this conclusion. Whether the recent modification of the law on the subject is a sufficient reason, lawyers only can determine. As the law now stands in this country, the questions to be decided in cases of infanticide are, has death been caused by violence, neglect, or ill-treatment ? The same evidence is required as in cases of homicide. The question of child murder is still, however, interesting ; for if the infant has been born alive, there is presumptive evidence against the accused ; and, secondly, the decision of the question will affect the disposition of property in cases of tenant by courtesy, as already mentioned. The law in this United Kingdom, Scotland excepted, and in almost all nations in Europe, is, that a child is born alive, when it evinces the slightest voluntary motion. A curious decision, made on this point by the court of Exchequer at Westminster, has been already recorded. According to the law of Scotland, the infant must cry to prove its vitality. This is manifestly absurd, as asphyxiated infants have been resuscitated after an hour and a half, as I have often witnessed ; and infants have been declared dead—the undertaker sent for, and every preparation in progress for burial, though resuscitation was finally established after some hours.

In cases of still-born infants, I have more than once succeeded in establishing the action of the heart, and one or more inspirations, though complete respiration could not be

established; and in such cases, no physiologist can doubt the vitality of the infant.

Dr. Blundell and others have succeeded in resuscitating infants, extracted by gastro-hysterotomy, a quarter of an hour after the death of the mother; and a case was recorded in the *Lancet*, where the infant was pronounced by the medical attendant to be dead, it was placed as if dead, and on his visit next day, it was alive.

The unanswerable objection to the hydrostatic and other tests, is this, that when the infant breathes before delivery, which every practical obstetrician can attest, not one of them can prove it out-lived birth. Again, if we credit the records of medicine we can have no doubt but that there may be intra-uterine, vaginal and extra-uterine respiration before complete delivery. Dr. Beck and other jurists seem to doubt the reality of respiration in the first and second case; but it is fair and reasonable to inquire what object could influence those who have narrated such cases? Europeans and Americans are among the number.

Dr. Beck, who is an ornament to his profession, and an honour to his country, employed all his argumentative powers against the probability of an infant, whose head was expelled, and who had respired, losing its life during delivery. His countryman, Dr. Hossack, has recorded a case in point. But suppose the accused do not allege uterine, vaginal, or extra-uterine, respiration, before complete birth, are not the judges warranted to temper justice with mercy, and to give the prisoner the benefit of the reasonable doubt in such a case? Most decidedly.

To return to the hydrostatic test, from which I have so far digressed; I have to state in conclusion, that Drs. Duncan, Beck, and Gordon Smith, maintain it may afford presumptive evidence in infanticide.

But the following facts must be kept in recollection:—
1. the lungs of a still-born infant will sink in water, but float on the sixth, seventh, or eighth day, when putrefaction has commenced (Muyer in Schlegel), and so early as the third day in warm weather (Beck.)

It is universally known, that the body of a drowned person sinks at first, floats when putrefaction has generated air, and rendered it lighter than water; and sinks again, after the extrication of the air so generated. When the lungs of an infant are putrid, the air is near the surface, (W. Hunter, Jaeger), and can be readily squeezed out by pressure, when the lung will sink; whereas, when respiration has taken place, no pressure will cause the lung to sink. (Marc, Beclard.) The lungs are the last organs in the body which undergo putrefaction (Camper, Mahon, Beck.) Marc is of opinion that the lungs which have respired, and are afterwards in a state of putrefaction, will always crepitate on incision, which never happens unless respiration has occurred; secondly, on squeezing the putrid lungs of a still-born infant, they will sink, whereas those of a child born alive, will float.

2. Squeezing the lungs after artificial respiration, will not cause them to sink; in such cases, the lungs swam even with the heart attached, and also when cut into pieces, and carefully compressed (Mendel, in Hufeland's *Journal der Practischen Heilkunde*, Aug. 1812; Bernt, *Experimentorum Docematum Pulmonum Hydrostaticam illustrantium centuria*, Vienna, 1823; Merzdorff in Horn's *Archiv für Medizinische Erfahrung*, 1823.)

All authors are now agreed, that there is not any difference between natural and artificial respiration in the cases under notice, (Edinb. Med. and Surg. Journ. 1826. v. 26—"and the hydrostatic test can never prove positively that the child was still-born, but only that it had not breathed." Op. Cit. p. 389, "at the same time, it will yield strong presumptive evidence." "On the whole, then, it follows, from the preceding statements, that when due precautions are observed, and when certain exceptions and corrections are made, the floating of the lungs afford at least strong *presumptive* evidence that the child out-lived delivery."—p. 374.

Dr. Beck arrives at the following conclusions on this point:

1.—That when the lungs float in water, it must be from one of these causes; natural respiration, putrefaction, the artificial introduction of air.

2.—As the lungs may float from other causes beside respiration, their mere floating is no proof that the child was born alive.

3.—As whenever it is possible to discriminate between the floating of natural respiration and of that which is the result of other causes, it follows,

4.—That with due precautions, the floating of the lungs may be depended upon as a safe and certain test that the child has been born alive. The same distinguished jurist arrives at the following conclusions, on sinking of the lungs in water :—

1.—That when the lungs sink in water, it must be from one or other of the following causes : the total want of respiration, feeble and imperfect respiration, some disease of the lungs, rendering them specifically heavier than water.

2.—As the lungs may sink from other causes than the absence of respiration, their mere sinking is no decisive proof of the child's having been born dead.

3.—As, however, the sinking from the want of respiration, may easily be distinguished from that which is the result of other causes, it follows,

4.—That with due precautions, the sinking of the lungs is a safe test that the child was not born alive.

It is very evident, from the preceding statements, that a great degree of caution is necessary in every case, before a decision can be given with confidence ; and from the difficulties of the subject, a few practical rules may be laid down for the guidance of physicians and surgeons, when called on to give evidence in cases of infanticide.

The general appearance and condition of the body, should be carefully noted, as also the situation in which it had been found, all instruments which might be used criminally ; the size, weight, and length of the infant, the proportion of different parts ; the degree of developement, the signs of putrefaction, desquamation of the cuticle, the appearance of the navel, and of every part of the body. We should examine whether there be contusions, ecchymoses, excoriations, and be careful not to confound them with cadaverous lividity : if

any lesion is found, its precise situation and extent must be described. If wounds exist, their form, length, breadth, depth, must be accurately noted. The appearances of the head must be observed, and care taken not to confound those which are produced by parturition with those produced by external injury. We should ascertain, whether or not there be foreign bodies in the ears, nose, eyes and mouth, or marks of injury upon the neck, dislocation of the cervical vertebræ, whether the chest be arched or flattened, and when compressed, if a fluid escapes from the mouth or nose; whether the abdomen be soft or tense, if the umbilical cord be flaccid, dry, moist, detached, cut or lacerated, and its exact length, or if the navel be red, in a state of suppuration or cicatrization; if the testicles have descended, and finally, whether there are dislocations or fractures of the superior or inferior extremities.

Such are the principal points to be attended to, in the inspection of the external condition of the body; all appearances should be taken down in writing, and the document carefully preserved, as the witness may produce it at a trial, or refresh his memory from it; whereas he cannot use a copy in either case, especially in this country. The next part of our duty is to examine the external parts of the body, and here also the appearances are to be recorded.

Autopsy-Dissection.—Medical jurists are not agreed upon the method of dissection, in cases of infanticide. Drs. Beck and Smith think it most convenient to commence the dissection with the mouth and cavities leading to the chest. MM. Chaussier, Renard, Briand and others, commence with the spinal canal, then proceed to open the head, thorax, mouth, pharynx, and passages to the chest and abdomen, and the abdomen. The former mode is more convenient, and I think the best. It is briefly as follows:—

The neck is to be placed on a block of wood, so as to render its anterior surface prominent. It is right to observe, whether the mouth be open or closed, if the tongue be protruded, or turned back into the fauces. An incision is then to be made from the lower lip to the upper extremity of the

sternum; and another along the lower edge of the inferior maxillary bone, the integuments are to be dissected back, and all marks of violence, ecchymoses, &c. noted. The lower jaw is now to be divided at its symphysis, the parts attached to its internal surface divided, the tongue should be depressed, when there will be a complete view of the mouth and pharynx. We should carefully observe whether there be any foreign body or sanguinolent appearance, and if the glottis and epiglottis be natural, and if there be fluid in the larynx or trachea;—the abdomen is next to be examined, an incision is to be made from the sternum to the spine of the ilium on each side, the flaps turned back, and the umbilical vessels observed and tied. We are next to observe the appearances of the abdominal viscera, and to note every thing unusual. We should ascertain if the umbilical vessels be empty, or contain coagulated blood, if cut or lacerated, if the ductus venosus be permeable or obliterated. The size of the liver should be noticed, its large vessels tied, and the organ to be removed and weighed; but previous to its removal, the gall bladder is to be inspected, the colour of its bile noted, or whether it be entirely empty. The stomach should be removed, after its apertures having been tied, and its contents, if any, carefully examined. We should further observe whether the intestinal canal contains meconium, fæces or other matter, or present any sign of disease; and lastly, if the bladder be empty, or full of urine.

The cavity of the thorax may be opened in the ordinary manner, but on dissecting the integuments, every appearance of lesion is to be noted, and a minute examination instituted, in order to discover if the chest have been punctured. The cartilages of the ribs are to be divided with a scissors, in preference to a scalpel. We should next examine the size and colour of the lungs; if of a dull red or rosaceous, if these organs fill the thoracic cavities, and if the tendinous centre of the diaphragm be depressed. We are to take into account the size of the heart, the dimensions of its cavities, if they contain blood, the colour of its tissue, the degree of opening or closure of the foramen ovale and ductus arteriosus,

the presence of fluid or coagulated blood; always recollecting that the most dependent portion of the lungs, is engorged with blood and brownish, and that the site of this engorgement will vary according to the position in which the body had lain while becoming cold, and that this appearance will be greatest in proportion as the patient has not lost blood. After having examined the œsophagus and trachea, and noted their appearances, the large vessels are to be tied, the lungs and heart removed, and the former subjected to the hydrostatic and other tests, in the manner hereafter mentioned. In examining the vertebral column or spine, an incision is to be made from the occiput to the sacrum, the integuments and muscles carefully removed, and the annular portion of the vertebræ divided with a strong scissors, which may be introduced under the fifth lumbar vertebræ. During this examination, we must observe all lesions, ecchymoses, dislocations, fractures, wounds and punctures; but we must not consider the congestion of the spinal veins or the presence of limpid, yellow or viscous serosity, the effect of violence; as these are ordinary occurrences, and will be found in such situations as the posture of the body favours.

The best mode of opening the head, is to make an incision from root of the nose to the third or fourth cervical vertebra, and another from ear to ear, the integuments are to be dissected back, and all lesions carefully examined and noted, wounds, punctures, fractures, &c. A small opening is to be made with a scalpel, through the anterior fontanelle, and the sutures divided by a scissors, great care being taken not to wound the sinuses or larger vessels: the bones of the cranium can be easily separated in this manner. We are now to ascertain if there be blood in the ventricles, or on the base of the brain, to remove the cerebrum and cerebellum, and carefully dissect both.

The examination of all the organs having been completed, the inferences to be drawn will be evident, after a careful perusal of the statements made in the course of this work. But to render the information as complete as possible, it is

necessary to describe the method of instituting the hydrostatic test.

The water in which the lungs are to be placed, must not be too hot nor too cold, but of the temperature of the atmosphere; it should contain no salt. If these precautions are observed, the lungs, with the heart, will float or sink in water; if they float, it is proper to notice, whether upon or under the water; if they sink, whether gradually or rapidly.

The lungs are to be taken out of the water, the large vessels tied, the heart separated, and the organs then weighed to ascertain the proportion they bear to the weight of the body. They are to be immersed again, then the lobes separately, and lastly, each to be cut in small pieces, on incising it, we should note if there be crepitus, the tissue compact, or in a morbid condition. Should the fragments float, they are to be firmly squeezed in the hand, and again placed in the water. The inferences to be drawn from these experiments are the following, according to Dr. Beck. When there is nothing on the body of the infant to account for its death during delivery, the lungs untouched by putrefaction or artificial respiration, affording a crepitus on incision, floating entire or in segments on the surface of the water, and if the segments float after firm pressure, then the evidence is irresistible that the infant was born alive, and enjoyed perfect respiration. If only the right lung, or its pieces float, the respiration has been less perfect. If some pieces only float, while the greater number sink, respiration has been still less complete. If neither the entire lungs nor any section of them float in water, the evidence is decisive that the child never respired.

It is right to mention, that Professor Bernt is of opinion that Ploucquet's test affords decisive evidence in a few cases, and no more than presumptive evidence in the rest. It is scarcely necessary to remind the medical jurist, that he should ascertain if the woman has been recently delivered, and learn the whole history of her case. The signs of recent delivery have been already enumerated. He should inquire whether the labour was *sudden*, in what position it took place, if the

infant was born immediately after the rupture of the membranes, or how soon after ; if delivery took place without assistance, or what assistance was afforded ; if there was hæmorrhage before, during, or after delivery ; on what day and hour did labour commence, and did the birth take place ; if the woman was insensible before, during, or after delivery ; if the infant respired, if not, what attempts were made to resuscitate it. All these questions should be put in a mild manner ; the solemn duty of the medical jurist being to ascertain fact, and to take no interest in the prosecution or acquittal of the accused ; he should confine himself solely to the duties of his profession, and strenuously avoid putting, what lawyers call “ leading questions,” or intimidating the accused, or violating one of the best principles of our humane laws, by extorting a confession, or inducing a suspected female to criminate herself. His sole duty is to give the received opinion of his profession, regardless of consequences, but on all doubtful cases, leaning to the side of mercy.

In the foregoing dissertation I have only discussed the principal points which claim attention, in cases of infanticide ; as many more particulars will be found in the course of this work, more especially in the article on homicide, where the danger and mortality of wounds, contusions, and fractures, will be duly considered. Enough, however, has been said to warn the practitioner against committing errors, which have but too often led to the execution of innocent women : I might illustrate this assertion from the authority of Dr. W. Hunter, but his opinions are too well known to require expression in this place.

CHAPTER XII.

Medico-legal questions, relating to violation of Women.

IN a preceding article I have stated the law upon this subject, and it now remains to consider the questions which may be submitted to medical jurists for their decision. These are as

follow :—1, Are there certain signs of defloration ? 2, Can we distinguish between forcible violence against the consent of the accuser, and whether the signs of violence be not attributable to the introduction of other extraneous bodies into the external sexual organs ? 3, And whether a woman can be violated without her knowledge ? And 4, whether pregnancy can follow violation ?

1, Are there certain signs of defloration ? To determine this question, we must decide whether there be certain signs of virginity. We have to refer to anatomical and obstetric works, for a description of the external genitals in a virginal state, to enable us to form a correct decision upon this question. The external genital organs are those connected with the subject, and these I have minutely described in my work on Midwifery : a brief description, however, is necessary in this place.

In virgins, the external labia are thick, firm, elastic, and internally of a vermillion or rosaceous colour, their edges in apposition, so as to close completely the orifice of the vulva. They are soft, pale, and separated in women accustomed to venereal enjoyment. But these characters are not to be depended on, as women of strong constitutions may have the signs of virginity ; and virgins the latter signs from leucorrhœa, or fluor albus. In fact, no positive conclusion can be deduced from the state of external or internal labia. The same must be said of the *froenum labiorum* ; it may or may not be ruptured during coition, and every obstetrician of ordinary experience, can attest its perfect condition during parturition. Besides, it may be ruptured by falls, external injuries, or by the passage of solid morbid growths. The orifice of the vagina is usually narrow, but it may be relaxed by leucorrhœa, or may be larger in a virgin, than in a woman who has been violated. In some women it is particularly closed by the hymen, a membrane long held as the surest sign of virginity.

It is now universally known, that a great variety of causes besides coition may destroy this membrane, as sudden exertion of the lower extremities, leucorrhœa, masturbation,

excoriation, confined menstrual fluid, and various morbid growths, both solid and fluid. It does not always exist even in infants, and does not entirely close the vagina at puberty, so that the introduction of the penis may be effected, if not disproportionate, (Teichmeyer, Brendel, Severin, Pineau, &c.) Indeed women have been in labour, and the hymen perfect. (Mauriceau, Ruysch, Pare, Meckel, Walter, Baudelocque, Smellie, Capuron, Nægele, &c.) It is therefore no infallible sign of virginity, nor is its absence alone a positive proof of defloration. The *carunculæ myrtiformes* were long considered as the remains of the hymen, but this is denied by Hamilton, Conquest, and Velpeau. They have been seen in infants and virgins, and are no proof of defloration, because, like the *rugæ* of the vagina, they are only effaced by repeated coition. Dr. Beck admits, that many of the above signs are equivocal, but if taken in connexion with one and other, he thinks it cannot be possible that all mentioned in the chaste state, can be absent without a strong suspicion against the female. I cannot assent to this conclusion, as I think experience has proved that all the physical signs of virginity are equivocal, and all may be absent from causes already enumerated, without room for a full grounded suspicion against the female. From my own experience and the result of my researches, I can arrive but at one conclusion, that there are no positive signs of virginity, and consequently these of defloration are extremely uncertain; this, I find, is the opinion of the faculty of Lepsig, Metzger, and of Morgagni. The presence of the reputed signs of virginity afford no decisive proof of chastity, nor their absence no decisive proof of incontinence. If all the reputed signs described above exist, the female feels offended at the examination, or rather displays evidence of shame; if her morals, age, and education have been good, then there are strong grounds for supposing her in possession of her chastity; and if all the contrary signs exist with a suspected reputation, and an equivocal virtue, then there is reason to pronounce a contrary opinion.

It is necessary to recollect the habit of body and age of

the patient, as signs of virginity are most perfect between puberty and the twenty-fifth year, after which period they become more equivocal.

When defloration of any young female has recently taken place, the signs are very evident. The laceration of the hymen (if it exist), the presence of its remains covered with clotted blood, the contusions of the labia, majora, and minora, of the clitoris, and carunculæ myrtiformes, the redness and tumefaction, or laceration of all the external genitals, leave no room to doubt. But almost all these marks will generally disappear in three or four days. They disappear almost instantaneously in chlorotic and leucorrhœic females. (Briand, Manuel de Medicine Legale.)

Second question—Can we distinguish between defloration, the result of voluntary carnal commerce, or that which has been effected by violence, or by the introduction of a foreign body into the vagina?

It is extremely difficult to determine this question in a positive manner. Many medical jurists are of opinion, that contusions, lacerations, inflammation of the vulva, thighs, arms, breasts, and other parts of the body, prove that violence had been used, and that the female did not consent. But it is to be recollected that many women will not consent without some force, and also that injuries of the genital organs may follow a first congress, when the sexual organs are disproportionate.

Every person knows, says a French jurist, that at the epoch of puberty, young girls of an erotic temperament, employ foreign bodies for the gratification of their desires, and may cause laceration or contusion of the external genitals; and who does not know that these excesses have brought on delirium, and who is ignorant of the deplorable effects of onanism. (Briand.) Again, women have injured the organs for the purpose of accusing an innocent man of rape. (Fodéré.)

In all cases of defloration we must consider the age, strength, and state of mind of both parties. When this crime is perpetrated on children of a tender age, the dispropo-

portion of the organs will be followed by the marks of injury already enumerated. On the other hand, a strong woman may accuse a delicate man, or boy, or one who is impotent. It is held by most jurists, that it is almost impossible ; at all events exceedingly doubtful that one man can violate an adult female. (Mahon, Farr, Fodéré, Capuron, Beck, Briand, &c.) The exceptions to this rule are, when the female labours under insensibility from violence, syncope, or fainting, narcotics, intoxication, and, according to the faculty of Leipsic, when she is asleep.

It is indispensably necessary to examine the sexual organs of both parties. The man may be impotent from the causes already described ; the penis may have been destroyed by sloughing or cancer, &c., or the organ may be so small as to cause no pain on its introduction into the vagina. Zachias mentions a singular case of this last kind. The woman may labour under a variety of malformations which preclude the generative act. A speedy examination should be made in all cases, for the reasons stated in a preceding paragraph.

The state of mind of the woman must be kept in view, as an idiot at twenty or upwards can make less resistance than a girl of fourteen.

Venereal infection is a proof of violation, when it coincides with the time at which the crime is alledged to have been perpetrated, that is, if it appears from the third to the eighth day, and, above all, if the accused is affected with the disease. Every well-informed practitioner is aware that gonorrhœa or syphilis cannot manifest itself immediately after congress, and therefore, if found on the female, it is a strong proof against her.

Every well-informed physician and surgeon is conversant with the purulent discharge of female children of scrofulous and delicate habits, from the period of dentition to the age of puberty ; such discharge is seen almost every day in dispensary and hospital practice among the poor. It is described by John Hunter, Hamilton, Astley Cooper, Dewees, Jewel, and the author himself, and is often mistaken by ignorant practitioners for gonorrhœa.

There is no fact better attested than this, that purulent discharge from the genital organs of both sexes, from the period of infancy upwards, may arise from causes purely physical, chemical, or specific. Venereal excess between two persons whose organs are healthy, may cause a discharge more or less intense in one or both; but still the symptoms are not so violent as in gonorrhœa. Even children of both sexes are subject to genital discharge before and during dentition, from worms, or from local injury of the sexual organs, as in cases of defloration of female children. The last fact is one of great importance to those who are called on to give evidence before magistrates, or in courts of justice, in charges of rape. The accused may be free from gonorrhœa, and declare that if the child is infected it is not by him. The medical man should ascertain the lesions, and discriminate between purulent discharge the consequence of violence and inflammation, and that arising from infection. The history of the case will enable him to form a correct opinion in the majority of instances, and he ought to ascertain whether the child has not been subject to discharge previously to the supposed offence. In a case in which I was consulted, and which is recorded in the *Lond. Med. and Surg. Jour.* 1830, vol. v. the girl had laboured under purulent discharge five years before, and was then ten years old, and exceedingly delicate. On that occasion I afforded abundant evidence of the liability of female infants, and of girls to the age of puberty, to purulent discharge from the vagina. We know that equitation, injury on the perineum, calculus in the bladder, stricture of the urethra, hæmorrhoids, gout, rheumatism, certain cutaneous diseases, as herpes, impetigo, serpigo, lepra, &c., the terebinthinate medicines, lytta, spices, diuretics, sexual intercourse during the catamenial or lochial evacuations, the introduction and long retention of a bougie in the urethra, irritation in different parts of the alimentary canal, constipation, certain aliments and medicines, as new beer, asparagus, &c.—in a word, diseases of organs which strongly sympathize with the genito-urinary system may cause simple gonorrhœa. Cases are

recorded in which gastro-enteritis, diseases of the respiratory system, coryza, cynanche, pneumonia, and asthma, had terminated by a copious discharge from the urethra. It is admitted that there is a reciprocity of action between the mucous, serous, fibrous tissues, the digestive, respiratory systems, the urinary apparatus, the urethra, and uterine system, and that none of these systems can be irritated or inflamed without affecting the urethra or uterine apparatus. So also the latter organs cannot be affected without implicating the former tissues in various degrees. Dr. Tidley relates a case in which he supposed venereal gonorrhœa existed for a period of three days, and for which he prescribed the usual remedies, but before the patient had taken the medicine, he was seized with a smart attack of gout, and in a few hours the urethral discharge had vanished.

Capuron was consulted in a supposed case of defloration, in which a purulent discharge escaped from the vagina; the external genitals were ulcerated; but that able physician ascribed it to the cause under notice, and the girl was soon restored to health. M. Biessy, of Lyons, relates a case in which all the surgeons of that town certified a child had been violated in consequence of the presence of a discharge. He denied it, which induced the Mayor to request five physicians to examine the child separately, without knowing the application to each, and they all agreed that she only laboured under a simple mucous discharge. (Manuel Medico-Legale, &c.)

The following case is related by the revered Dr. Percival, in his admirable *Ethics*:—

“ Jane Hampson, aged four, was admitted an out-patient of the Manchester Infirmary, Feb. 11, 1791. The female organs were highly inflamed, sore, and painful; and it was stated by the mother, that the child had been as well as usual, till the preceding day, when she complained of pain in making water. This induced the mother to examine the parts affected, when she was surprised to find the appearances above described. The child had slept two or three

nights in the same bed with a boy fourteen years old, and had complained of being very much hurt by him during the night. Leeches and other external applications, together with appropriate internal remedies, were prescribed; but the debility increased, and on the 20th of February the child died. The coroner's inquest was taken; previous to which, the body was inspected, and the abdominal and thoracic viscera found free of disease. From these circumstances, Mr. Ward, the surgeon attending this case, was induced to give it as his opinion, that the child's death was caused by external violence; and a verdict of murder was accordingly returned against the boy with whom she had slept. Not many weeks elapsed, however, before several similar cases occurred, in which there was no reason to suspect that external violence had been offered, and some in which it was absolutely certain that no such injury could have taken place. A few of these patients died. Mr. Ward was now convinced that he was under a mistake in attributing the death of Jane Hampson to external violence, and informed the coroner of the reasons which induced this change of opinion. Accordingly, when the boy was called to the bar at Lancaster, the judge informed the jury, that the evidence adduced was not sufficient to convict; and that it would give rise to much indelicate discussion, if they proceeded to the trial; and that he hoped, therefore, they would acquit him, without calling witnesses. With this request the jury immediately complied. The disorder in these cases, says Dr. Percival, had been a typhus fever, accompanied with a mortification of the pudenda."

Mr. Kinder Wood relates cases of a disease somewhat similar, in which there is fever for three days, inflammation of both labia, clitoris, nymphæ and hymen, followed by sloughing and death. The mortality was ten in twelve, and the disease considered a peculiar kind of eruptive fever. (*Med. Chir. Trans.* vol. vii.)

I have already recorded a case of a delicate scrofulous girl, aged eleven years, who had purulent, or rather mucous discharge from the external genitals, and accused a young

man of eighteen, whose genitals were developed in an extraordinary degree, of having violated her person. Two apothecaries swore the girl had been violated, a rape committed, and gonorrhœa communicated. Dr. Gordon Smith, Mr. Whitmore, and myself, were of a different opinion. The frœnum labiorum was perfect, the hymen absent, a discharge without any sign of inflammation the day after the alledged intercourse, and a small dark spot, observed by Dr. Smith only on the thigh. The examinations of the medical men were made at different times. The case was grievously mismanaged for the prisoner; the only evidence in his favour was Dr. Smith's, which was contrasted with that of the two medical witnesses for the prosecution. The man was found guilty, and sentenced to six months imprisonment, and lectured by the chairman of the Middlesex sessions (Mr. Const) on his good fortune—that he was not hanged. The mother had informed Dr. Smith that her daughter had had the discharge since she was five years old. The medical witnesses for the prosecution declined examining the person of the prisoner, though those on his side had assured them he had no discharge from the urethra, nor had not had any for six months previously. The case was tried in November sessions, 1829. When the girl was examined at the trial, and asked why she did not tell the domestic who disturbed the parties during the alleged intercourse, she replied, “she forgot it.” A girl of eleven years old, violated by an adult, forget it! Cases like the present are unfortunately of too frequent occurrence, and are attested by Sir A. Cooper in the following impressive language:—

“There is a circumstance which I am exceedingly anxious to dwell on,—I allude to a discharge from young females; and I hope that there is not one here this evening but will be strongly impressed with the importance of the subject. Children from one year old, and even under, up to puberty, are frequently the subjects of a purulent discharge from the pudendum, chiefly originating beneath the preputium clitoridis, the nymphæ, orifice of the vagina, and the meatus urinarius, are in an inflamed state, and pour out a discharge.

The bed linen and rest of the clothes are marked by it. It now and then happens, to a nervous woman, to be alarmed at such an appearance, and she suspects her child of having acted in an improper manner; and perhaps, not quite clear herself, she is more ready to suspect others, and says dear me, (if she confesses,) it is something like what I have had myself. She goes to a medical man, who may unfortunately not be aware of the nature of the complaint I am speaking of, and he says, 'Good God! your child has got a clap.' (A laugh.) A mistake of this kind, gentlemen, is no laughing matter; and, though I am glad to make you smile sometimes, and like to join you in your smiles, I cannot do it on the present occasion, for it is too serious a matter. I can assure you a multitude of persons have been hanged by such a mistake. I will tell you exactly what takes place in such cases; the mother goes home, and says to the child, 'Who is it that has been playing with you? who has taken you on his knee lately?' The child innocently replies, 'No one, mother; nobody has, I declare to you.' The mother then says, 'Oh, don't tell me such stories; I will flog you, if you do.' And thus the child is driven to confess what never happened, in order to save herself from being chastised: at last she says, 'Such a one has taken me on his lap.' The person is questioned, and firmly denies it; but the child, owing to the mother's threats, persists in what she has said. The man is brought into a court of justice; a surgeon, who is ignorant of the nature of the discharge I am now speaking about, gives his evidence; and the man suffers for that which he never committed. The mother is persuaded, if there be a slight ulceration on the parts, that violence has been used, and a rape committed: she immediately says, 'What a horrid villain must he be for forcing a child to such an unnatural crime, and communicating to her such a horrible disease! I should be glad to see him hanged.'

"If I were to tell you how often I have met with such cases, I should say that I have met with thirty in the course of my life. The last case I saw was in the city: a gentleman came to me, and asked me to see a child with him, who had

a gonorrhœa on her. I went, and found that she had a free discharge from the preputium clitoridis. I said that there was nothing so common as this. There was considerable inflammation, and it had even proceeded to ulceration, which I told him would soon give way to the use of the liquor calcis with calomel. ‘Do you tell me so? (he replied;) why, suspicion has fallen on one of the servants; but he will not confess. If he had appeared at the Old Bailey, I should have given my evidence against him; for I was not aware of what you have just told me.’ I told him that, if the man had been hanged by his evidence, he would have deserved to be hanged too.

“I am anxious that this complaint should be known by every one present, and that the remarks which I have made should be circulated throughout the kingdom. When a child has this discharge, there is a heat of the parts, slight inflammation, and this sometimes increases, and goes on to ulceration. This disease sometimes occurs in children at the time of cutting their teeth.”—*Lectures on Surgery*.

Dr. Dewees, the eminent professor of midwifery, in the University of Philadelphia, has also given an excellent account of the morbid discharge under notice, in his *Treatise on the Physical and Medical Treatment of Children*, pp. 326, 435. He says, “We occasionally find that very young children have a discharge from within the labia of a thin acrid kind, or of a purulent appearance. When this occurs in very young subjects, it almost always proceeds from a neglect of cleanly attention to these parts, either by withholding a frequent use of lukewarm water, or permitting the child to remain too long wet. * * * * Children, however, of a more advanced age, have also discharges of a purulent character, that seem to arise from a morbid action of the mucous membrane of the vagina or labia. This frequently shews itself about the *fifth* year, and may continue, if neglected, to almost any period. Parents, therefore, cannot be too much on the alert when this discharge is discovered on their children; nor too early in the application of suitable remedies for its removal. It is in a great measure owing to this

neglect, that fluor albus or whites become so common, and of such difficult management in adult age. If not interrupted in the beginning of its career, it is apt to continue until the period of puberty over the phenomena, of which it but too often creates an unfriendly influence."

Orfila gives a table to enable medical jurists to discriminate in all cases of stains on linen, whether by spermatic, leucorrhœal, gonorrhœal, lochial, mucous and salival fluids. The evidence afforded by this table, is far from being positive, and I therefore omit it.

Third question.—Can a woman be violated without her knowledge? Decidedly she can, if under the influence of insensibility from violence, fainting, asphyxia, narcotics, or intoxication. I have recorded a case in which a female was impregnated during inebriation, and was of course unconscious of it during the first seven months of uterogestation. She felt much offended, when I hinted my suspicions as to her being pregnant, but soon afterwards her paramour revealed the secret to me. Though it is difficult to suppose a woman can be violated during sleep, yet under some circumstances it seems to me very possible. A married woman who has had children, whose sexual organs are dilated, may be violated during sleep; but a virgin could not be deflowered without her being awake. Drs. Beck, Gordon, Smith, Bartley, Fodéré, and Capuron, doubt the possibility of a married woman being violated during sleep.

Fourth question.—Can violation be followed by conception? It has been long decided in the negative, as it was supposed that women who were influenced by the depressing passions could not conceive, (Bartley and Farr.) Capuron, Fodéré, Beck, Good, &c. agree with the majority of the profession, that conception may happen, and is not accelerated or prevented by the volition of the sexes. This is the received and only rational opinion. How many women anxiously wish for children and have none, and vice versa. I have discussed this question very fully in my work on Midwifery. From the foregoing observations, it is evident that medical science does not furnish positive proof of any of the questions

discussed in this article, but merely probable and presumptive evidence. I may observe in conclusion, that the probabilities are greatest when a child of 5, 7, 9, or 10, is the accuser, after due consideration, of the sexual diseases of this period of life. Her age excludes all appearance of consent, as she cannot have desire, her organs being undeveloped, as stated in the section on disqualifications for marriage, nor is it likely any foreign body will be introduced. The case will be stronger attested by any other marks of violence. However great caution is required in these cases, as depraved mothers have induced their children to make accusations against innocent persons.

The only other medico-legal question connected with morals is sodomy. In these horrible cases it is said, there will be inflammation, excoriation, or syphilitic ulceration, dilatation of the sphincter, scirrhus of the rectum, hæmorrhoids. It is to be recollected that syphilitic excrescences are often seen on the perineum and about the anus, caused by disease from the genitals, where no suspicion can be entertained; "no man," says Dr. Beck, "ought to be condemned on medical proofs solely." The physician should only deliver his opinion in favour or against an accusation already preferred—Zacchias. The law on this subject has been already stated.

CHAPTER XIII.

Medico-Legal Questions relating to attempts against Health or Life.—Homicide by Contusions and Wounds.

UNDER this head we have to consider, 1, contusions, wounds, and homicide by them; 2, homicide by asphyxia, strangulation, suffocation, submersion or drowning, asphyxia by non-respirable gases, or by deleterious gases; 3, homicide by poisoning.

Of homicide by contusions and wounds.

In a former article I stated the law on this subject, and need only remind the reader, that by Lord Lansdowne's Act,

9 Geo. 4, c. 31, contusions are classed with wounds, and under this statute we have to comprehend, ecchymoses, concussion or loss of power of organs, distortions, dislocations, fractures, burns, wounds of fire arms, and wounds in general.

Contusion is an injury, and sometimes a wound, inflicted by a hard, blunt instrument, without loss of substance, or wound of the skin, but with laceration of the cellular tissue and extravasation of blood, either diffused or congested, to a cellular extent: if the skin be divided, it is designated a contused wound.

Ecchymosis, or blackness, is an extravasation of blood by rupture of capillary vessels; and hence it follows contusion, but it may exist as in cases of purpura hæmorrhagica, scurvy, and other morbid conditions without the latter; and we often see persons arise from sleep with numerous ecchymoses, which are sugillations, and called by the vulgar, "dead men's pinches."

When ecchymosis is caused by injury, it generally appears in a short time, or in a few hours, but sometimes not for days. The part appears red and bluish, then black or lead colour, violet and yellow, and is marked most in the centre. Its progress and duration will be modified by age and constitution.

It may be produced in deep-seated organs, as in the muscles of the thigh, &c. in the aponeuroses of the hands and feet, on the spinal marrow, whose membranes may be lacerated, without any blackness of the skin, or it may not appear before ten or fifteen days. Again, the viscera in the chest, abdomen and pelvis, may be ecchymosed from external injury, though the integuments are discoloured. It is easy to distinguish ecchymosis from lividity, consequent to acute or chronic exanthematous diseases, vesication, inflammation or gangrene, by recollecting the successive changes of colour, and the absence of all symptoms characteristic of these maladies. It sometimes occurs, that intense vomiting causes rupture of minute vessels in the stomach, intestines, diaphragm and lungs; and, on dissec-

tion, we find black spots of various sizes, which are often mistaken for gangrene. In such cases these spots are soft, and easily detached, while the membranes that enclose the blood in a recent ecchymosis are firm. If we make a free incision through an ecchymosed part, we can readily wash out the effused blood, but ablution will not remove the changes effected by gangrene.

It too often happens that ecchymoses are confounded with cadaverous lividities, which are more or less extensive, of a brown, black, red or violet colour, forming rapidly after death, particularly on the back, thighs, sides, anterior surface of the body, upon those parts upon which the body has lain while it has been becoming cold. These also appear where pressure is made by the cloths, and from their resemblance to the injuries caused by flagellation with rods, are called by the French *vergetures*. A more appropriate term is, cadaverous lividity or sugillation. These are frequently observed in the most dependent parts of the lungs and abdominal viscera. Professor Andral's remarks upon this subject are deeply interesting, and may be seen in the second volume of his *Pathological Anatomy*, translated by Drs. Townsend and West. These sugillations will be modified by age, constitution, state of the weather, progress to putrefaction, &c. They cannot be confounded with ecchymoses, as there is no effusion or infiltration of blood in the cellular tissue.

The term *commotion* or *concussion*, is the shaking of an organ by a blow or fall, more or less remote, which causes inaction of an organ. Thus a blow or fall on the head, feet, knees, or body, causes concussion of the brain, which may be followed by slight stunning, by hæmorrhage from the ears, nose, or eyes, or by immediate death. Concussion of the spine may or may not affect the brain, and if violent, will be followed by paralysis of all the parts, whose nerves arise below the site of the injury. Hence there may be paralysis of the lower extremities of the rectum, bladder and generative organs. The organ likely to be affected next

to the brain and spinal medulla is the liver, which may be followed by hepatitis, icterus, rupture, hæmorrhage, and death. Every scientific practitioner is aware that a violent blow upon the stomach, will suddenly extinguish life, by injury of the nerves and paralysis of the whole nervous system, and yet no mark of injury can be observed on dissection. I have known a want of knowledge of this fact to be the cause of acquitting a man who killed his victim by a blow of a mason's hammer on the epigastrium. The medical witness was ignorant of the danger of contusion on this part, and the judge reprimanded him very severely for not having opened the body. The practitioner was satisfied the blow was the cause of death, as the sufferer died almost immediately, but he was unable to account for the result to the court. Sir Astley Cooper mentioned a case in his lectures, where a man received a blow on the stomach from a friend, which caused instant death.

Distortion is a serious injury followed by engorgement, which will not be dissipated for weeks or months, according to the habit and constitution of the sufferer. Sometimes there is stiffness of the joints; sometimes relaxation of the ligaments, which is to be ascribed to a serofulous or ricketty disposition.

Luxations are generally free from danger, though they may be followed by paralysis and atrophy from the injury of a nerve.

Fractures, if simple, are not dangerous, but if compound or comminuted, especially in or near joints, they are serious and often fatal. I am greatly surprised at the French jurists who give a table to shew the period at which fractures will be consolidated, as every man of science must be convinced of the inaccuracy of any fixed period for consolidation will be completed sooner or later according to the age, constitution and state of health of the patient.

For example, the same kind of fracture will be united in twenty days in an infant, in thirty or forty in an adult, and in fifty or sixty in an aged person, or perhaps not at all. Every

well-informed practitioner must agree with me in opinion, that a gouty, scrofulous, cancerous, or venereal habit, molities or frigilitas ossium, will modify the period of ossification in fractures, and prove the fallacy of all fixed periods. The valuable remarks of the distinguished and erudite author of the Surgical Dictionary upon these points, amply attest the truth of this position.

Burns, present three degrees of intensity ; 1, where there is irritation or slight inflammation of the skin ; 2, where there is vesication ; 3, where there is disorganization of the skin, cellular membrane or more deep-seated parts.

In the first and second case there is little danger, unless the injury is extensive, or occupies parts endowed with great sensibility ; in general both are cured in a few days. In the third case there is great danger, as the degree of constitutional irritation is considerable and often proves fatal to young and middle aged persons, and to those advanced in life by profuse suppuration or gangrene. Even these cases may terminate favourably, but with great deformity.

Gunshot wounds, are generally dangerous, but here also we must be guided in our prognosis by the habit and constitution of the patient. In the works of Hennen, S. Cooper, Guthrie, Larrey Thomson, Ballingall and all others—we learn that the bravest men have lost their lives on the field of battle, by prostration of the vital powers, who were only grazed by cannon and musket balls. In other cases, the bravest have lost their lives by hæmorrhage, inflammation or gangrene, or have been disabled by atrophy of the injured limbs, or have recovered while a foreign body has been lodged for months and years in the brain and other parts of the body. Sometimes stiff joints are formed, or interminable fistulæ, which may extend to remote parts. The judicious and scientific surgeon will be cautious in forming a prognosis in these cases.

From the preceding remarks, it must be obvious that an attempt to classify wounds into mortal and non-mortal, is useless, and indeed impossible. I cannot therefore assent to the classification of Marc, Biessy and others, as I believe the

constitution and habit of the sufferer will modify all external injuries to an illimitable extent. I am inclined to think that every well-informed surgeon will assent to my position, that wounds and external injuries will be more or less fatal according to the part or organ they occupy, and according to the constitution of the patient.

The majority of medical jurists agree, that penetrating wounds of the great cavities, or in other words, of the brain, heart, lungs, and digestive organs, are generally fatal.

Wounds of the head. In all these cases we should consider the degree of concussion, the site of the wound and the tissues which are injured. Wounds of the head are inflicted with cutting or blunt instruments. If there is contusion of the occipito-frontal aponeurosis, there is danger of erysipelatous inflammation of the scalp and meninges of the brain, and of course the prognosis is very doubtful. The most unfavourable appearances have terminated favourably, as attested by Sir A. Cooper, and by myself in my work on Midwifery. If a cutting instrument penetrates obliquely to the cranium, union may take place (Boyer,) but there is much more probability of erysipelatous inflammation or of exfoliation of the cranium. Many of these penetrating wounds terminate favourably. If the wound penetrates the brain, there may be immediate death, or it may happen in a few days; and in such cases the danger is exceedingly great.

Incised wounds of the scalp, if judiciously treated, usually terminate favourably. Perpendicular wounds of the scalp may terminate favourably and speedily by proper management, but penetrating oblique wounds are tedious, and often followed by exfoliation. If a wound penetrates the brain, there is danger of hæmorrhage and inflammation; and these wounds are highly dangerous when a blunt instrument strikes the head perpendicularly; a soft puffy tumour is produced, which is resolved in five or six days by proper treatment, or concussion may cause death.

When the blow is inflicted obliquely, blood is extravasated in a sort of cavity, caused by the laceration of the cellular

tissue, which is more tedious, and sometimes requires to be opened. In cases where the pericranium is detached, exfoliation of the bone generally follows. I have known a case in which the integuments of the forehead were torn by a gunshot wound; they hung over the face, and were excised by an apothecary's apprentice, who was amazed when I explained to him the error he had committed, and the certainty of exfoliation taking place sooner or later, as the bone was denuded, and the lips of the wound so far distant, that it was impossible to approximate them. A piece of bone, the size of a crown, was thrown off by exfoliation three months afterwards. The countenance of the patient, an interesting young woman, was greatly deformed, and she became subject to epilepsy. The old surgeons considered wounds of the scalp and fractures of the skull highly dangerous for three weeks, and never declared the patient out of danger until after the lapse of that period. The rule is not a bad one, but the period of danger may be later and undefinable.

Fractures of the cranium must be produced by injury, capable of causing concussion of the brain, and hence they are properly considered highly dangerous. A blow upon the crown of the head will cause fracture at the base of the cranium; a blow upon the superior lateral part will cause fracture on the orbital vault, and a blow upon the occiput may fracture the frontal bone. The danger of fractures and other injuries of the skull are so ably described in all recent works on surgery, that I need not dwell further upon them in this place.

Wounds of the Face.—Contusions and wounds of the eyebrows and lids are generally free from danger, though they may cause blindness. Penetrating wounds of the globe of the eye, of the optic nerve, and causing fracture of the orbital plate, are dangerous, as the brain may become affected. In some habits all or any of these injuries may be followed by erysipelas of the scalp, and consequently be highly dangerous. Contusions of the globe of the eye may induce various disorganization of the complicated and delicate tissues of that organ, which, though indestructive to

life, are generally destructive to vision, and therefore productive of great personal injury. Contusions and fractures of the nose are attended with little danger, and total ablation of the organ is no longer an irremediable deformity, as appears by Mr. Liston's two successful operations for supplying its place from the integuments of the upper lip. (Edinburgh Medical and Surgical Journal, Jan. 1831.)

Fracture of the anterior wall of the *frontal sinus* is not dangerous; but not so of the posterior, from its contiguity to the brain. Slight fracture of the anterior wall of the maxillary sinus is not dangerous; but, if produced by a violent contusion, as a gunshot, fistulous openings are apt to be produced, as also considerable deformity.

Fracture of the *superior maxillary bone or zygomatic arch* is not dangerous, unless in syphilitic or scrofulous habits, when caries may occur. Luxations and fractures of the *inferior maxillary bone* are speedily cured, as also wounds of the cheeks and lips. Wounds of the *tongue* are easily remedied by suture; but total ablation of the organ renders mastication, deglutition, taste and pronunciation, defective.

Wounds of the neck are highly dangerous, from the number and importance of the vessels, nerves, and other organs situated in this part. Too many young surgeons are unmindful of the danger of injuries and wounds of the neck, as they consider these very slightly, when the carotids are undivided. It is to be recollected, however, that a blow of a blunt instrument on the posterior surface of the neck will cause concussion of the spinal cord, fracture of the vertebræ, or dislocation of the odontoid process; while a deep wound on the anterior surface of the neck may divide the phrenic nerve, and in an instant paralyse the diaphragm and muscles of inspiration, or divide the pneumo-gastric or par vagum, and paralyse the stomach, impede respiration and the action of the heart. It seldom happens that the nerves on both sides on the neck are divided, and hence the wonderful escape from immediate death. If the trachea or œsophagus is fairly divided, the wound is considered mortal by medical jurists, as recovery seldom happens in such cases. When the inter-

nal jugular vein or carotid artery is divided, death is inevitable in a few minutes, unless ligatures are applied; and it appears, from the testimony of Briand, that in nineteen such cases nine were saved by ligatures. The section of the principal nervous trunks, such as the great sympathetic and tenth pair, are mortal, by depriving organs essential to life of a proper supply of nervous influence: the division of the recurrent nerve will cause aphonia, and punctured wounds of any of the principal nerves will be followed by inflammation in all parts which they supply, and often by death. Lastly, the cutting instrument may pass between the cervical vertebræ and wound, or completely divide the spinal marrow.

Wounds of the chest.—Contusions and wounds of the chest may be followed by pleuritis, pneumonia, and various disorganizations of the lungs, pericardium and heart, and are therefore considered very serious injuries. Contusions on the female breast may induce cancer; on the ribs, caries or necrosis. When a penetrating cutting instrument divides the mammary or intercostal arteries, there will be effusion of blood into the chest (*hæmathorax*), which will produce death. Section of the axillary or subclavian arteries will be generally fatal, unless a ligature is speedily applied.

Luxation of the sternal extremity of the clavicle requires the immobility of the limb for twenty or thirty days, while that of the humoral extremity is followed by deformity.

Fractures of *the ribs* are generally unattended with danger, but by wounding the pleura or lungs, may, of course, induce serious diseases of these parts. Fractures of the sternum, though very rare, may injure the subjacent organs; those of the acromion, and coracoid process and neck of the scapula, are not dangerous, but may produce defective motion of the arm or shoulder joint, or atrophy, or paralysis of the limb.

Fractures of *the vertebræ*, are usually complicated with concussion, or other injury of the spinal marrow, and consequently of paralysis of the inferior extremities, and of some parts of the abdominal viscera; and these affections

may occur after the lapse of months, when no trace of the former injury remains.

The *prognosis* of penetrating wounds of the thorax is uncertain, as there will be hæmorrhage into the chest, and likewise the introduction of air, both of which will compress the lung, induce inflammation, suppuration or induration of some part of the organ. In general, wounds of the lungs, pericardium, heart, aorta, pulmonary vessels, venæ cavæ, vena azygos, and thoracic duct, are to be considered mortal.

Wounds of the abdomen.—Contusions on the abdomen will cause concussion or commotion of the subjacent viscera, or rupture, hæmorrhage or death, though there may be no appearance of injury on the abdominal surface. The muscles may lose their contractility, and hernia be produced. Wounds of the abdominal parietes are highly dangerous, as they almost generally cause peritonitis; and should any of the large vessels, aorta, cava, &c. be divided, immediate death must follow. Wounds of the nervous centres (solar plexus), which supply the abdominal viscera, will be followed by a mortal paralysis. Effusion of bile, blood, urine, food or fæces, is fatal, in consequence of inducing peritonitis, which cannot be cured. Hence wounds of the stomach, liver, intestines, spleen, kidneys, uterus, bladder, when distended, and thoracic duct, are generally fatal.

Wounds of the Organs of Generation.—Contusions and fractures of the pelvis are not dangerous, unless the latter are considerable, or unless some vessel of importance is wounded. Wounds of the spermatic arteries and veins of the male are necessarily fatal, as beyond the power of art; but they rarely exist independently of other lesions equally unfavourable. Wounds of the scrotum are not dangerous, unless a large quantity of blood be effused into the tunica vaginalis; those of the vesiculæ seminales are not mortal, but are a cause of absolute sterility. Section of the penis is not dangerous, as hæmorrhage can be easily arrested; the wound cicatrises; but there will be incomplete erection on

the injured side of the organ. Total ablation of the penis will prove fatal, unless the arteries are secured. Contusions of the testicles may induce scirrhus, which will require castration.

Lesions of the generative organs of women.—Contusions and wounds of the external genitals are not dangerous, unless inflicted during menstruation, when serious consequences may result. It is very evident that the uterus in the unimpregnated condition can scarcely be injured by external violence. In the gravid state, when it ascends above the pubes, it may be seriously injured by blows, falls, &c. inducing fatal inflammation or rupture of the organ, detachment of the placenta, and death of the foetus. If the organ be punctured, the wound must be considered fatal, if followed by inflammation or gangrene, to both the mother and the foetus. The organ may be inflamed and gangrenous, complicated with peritonitis and enteritis, in the last month of pregnancy, and without any external violence, or even any evident cause; cases of which is narrated by Dr. Malins, of Liverpool, and myself, in the Lond. Med. & Surg. Jour. 1831, vol. vi. pp. 52, 213. In cases of prolapsus of the organ, its total removal has been effected by ignorant midwives; and the fatal injuries inflicted by ignorant male obstetricians, by manual and instrumental operations in difficult parturitions, are unfortunately too notorious, of late, to require further comment.

Within the last year medical men in this country and in France, have been found guilty of manslaughter, and very justly, for the rashness and violence of their operations were more characteristic of illiterate savages, or of the darkest ages, than of men acquainted with the principles and practice of obstetrics at the present period. Like all ignorant and bad practitioners, the delivery of the woman seemed their only object, and as to the consequences of contusions and lacerations of her organs and their fatal results, they were totally forgotten.

Lesions of the extremities.—Contusions, dislocations,

fractures and wounds of the superior and inferior extremities are seldom fatal. The loss of a member or part of a member by external violence, accompanied with laceration, may destroy life by intensity of pain, prostration of the vital powers, by inflammation, profuse suppuration, gangrene, or sloughing. The divisions of the large vessels and nerves of the extremities, are mortal wounds, unless timely aid be afforded. Here we must recollect the danger of comminuted fractures, especially in or near joints, wounds of joints, inflammation, suppuration, hectic fever, constitutional irritation, habit of body, &c.

Judiciary Examination of Wounds.

ACCORDING to the law of this country, the surgeon must describe the length, depth and situation of wounds, also state whether they be mortal or not. He is to examine the *organic state* of the wound, and ascertain whether it be in a healthy or morbid condition. Thus a slight blow may cause rupture of a vomica or an aneurism, strangulation or gangrene in a hernia, or rupture of a varicose vein in the leg. A person who inflicts a wound or contusion in such cases cannot be responsible, as he did not foresee the danger, and the injury he inflicts is independent of his will. We must examine the *state of the constitution* and *habit of body*, as wounds are greatly aggravated, when the patient is of a weak, enfeebled constitution, or is labouring under a chronic disease, or is of scrofulous, venereal or cancerous habit. We must bear in mind the *personal conduct of the patient*, as his refusal to submit to proper treatment or a necessary operation, his removing bandages, his inattention to regimen, his use of aliment or ardent liquors, interdicted by his condition, may render a wound not necessarily mortal, highly dangerous or fatal. The *conduct* of the attendants must be observed, as their opposition to the proper treatment, their excitement of strong emotions in the sufferer, may cause death. We should also remember the state of the weather, or insalubrity of situation, as an atmosphere too warm or

cold, or that charged with putrid emanations, or that of hospitals, may render a wound mortal. The occasional occurrence of hospital gangrene, and epidemic erysipelas, such as has been lately present in the London Hospitals, and well known to scientific surgeons, may of course render a wound not dangerous, after infliction, ultimately fatal. Lastly, we should consider whether the treatment had been scientific. Here we must be exceedingly cautious in giving an opinion, and always recollect that the greatest diversity of opinion, both as to the nature and treatment of, by far the greatest number of diseases exists, and that the authority of eminent men may be quoted on both sides of the question. On the other hand, when gross ignorance is displayed and fatal injury follows, such conduct richly deserves exposure. This rule was laid down by Dr. Percival, and ought to be followed. It would, however, be an ungracious task to volunteer an opinion on the practice of a respectable contemporary, even for the promotion of the ends of justice. But no honorable practitioner would violate the etiquette and fraternal feeling which have invariably characterised the profession, by exposing or censuring the practice of another from private pique or jealousy, and for no public advantage. Every man who does so, will be despised by the profession, and indeed by the sensible and thinking part of the public. He violates the golden rule of ethics, "do unto others as as you would they should do unto you." All medical practitioners, like their fellow mortals in all stations, are fallible; whoever is without this imperfection, may throw the first stone. Every man engaged in practice meets with bad and fatal cases, and may make mistakes, but it would be unjust and unwarrantable in a brother practitioner to expose him to public censure, unless the interests of humanity and science demanded it. As the law now stands, the president of the College of Physicians or College of Surgeons is as liable to be criminally indicted for unsuccessful practice as the veriest empiric in this land of empirics; such was the opinion lately laid down by Judges Park and Garrow,

at the Old Bailey, in Long's case ; but they went further and declared no man, regular or irregular, can be subject to a criminal information. Lord Coke held a felony for an irregular person to undertake a cure and allowed to die. Sir Matthew Hale thinks this an error, and Judge Blackstone sides with the former ; Mr. Justice Bayley holds it manslaughter—Willcock on the laws relating to the medical profession, p. 227. Such is the discord among the judges upon this point ; but common sense and justice are in favour of the profession and against empirics. From the preceding statements it is evident, that one medical man should be cautious in condemning the practice of another, unless under the circumstances mentioned.

The rules to be followed in making an autopsic examination for juridical purposes have been in a great measure described in the article infanticide. Other points are to be kept in view, as the posture of the body, whether it be naked or covered, if it be in contact with any hard substance, if it be so situated that putrefaction may be retarded or promoted ; how it is situated relative to surrounding objects, and particularly with respect to weapons of all descriptions. Every part of the body is to be examined, and all marks of violence carefully noted, when a weapon is found in the hand of the deceased, if this really produced death, or was so placed by a homicide. We should compare its dimensions with those of wounds, and consider the state in which the body has been found, and before removing it, ascertain the site, direction and extent of lesions, and finally, to avoid confounding the derangements which may be caused by removal with those produced by former violence. We should also notice whether the instruments have pierced, cut, or contused any part, and if deceased could have made resistance. It is also necessary to note the apparent age, muscularity, condition of the body, whether full or emaciated, the colour and quantity of hair, and in a word, every feature which can prove identity. It is right to observe the dress, all papers, money and other matters found about the person of the deceased.

Having accomplished these things, the body may be removed, washed, and every mark of injury, contusion, ecchymosis, wound, fracture, dislocation, carefully examined, and we must take care not to confound cadaverous lividity with ecchymoses. If the body is that of a female, we must examine the mammæ, abdomen and reproductive organs, in order to ascertain signs of recent or former delivery.

After all these considerations on the external state of the body, we are next to examine all the outlets, observe all fluids contained in them, and sometimes analyse the latter.

The body may be examined in the manner laid down when describing the examination for infanticide, or as recommended in the recent manuals of practical anatomy. The most minute examination of all internal organs should be made, and all marks of disease carefully noted.

A question has arisen, whether an autopsic examination ought to be made when putrefaction has set in ; and it has been decided in the affirmative. Orfila was charged to examine a body, which had been buried twenty-nine days ; the external surface was generally in a state of putrefaction, and exhaled an insupportable odour, which required the use of disinfecting agents ; but the digestive organs, liver and spleen, pancreas, bladder, heart and lungs, were unaffected by decomposition, and traces of poison were found in the stomach and bowels. A case was lately recorded in one of the French journals, where poison was discovered fourteen years after the interment of the body.

The brown, green or blackish colour of the skin should not prevent the examination of the body, and the fetid odour and all danger arising from effluvia, will be obviated by a free use of the chlorate of lime, in the proportion of six ounces to fifteen pints of water. Orfila strongly advises this solution when exhumation is to be effected, and says some pints of it are to be poured on the earth, when the labourers approach near the coffin, and also when the latter is uncovered before raising it from the grave. The labourers should apply a handkerchief, dipped in vinegar, to the lips

and nostrils, as in some cases instant death has been produced by opening a grave.

It is indispensably necessary to open the head, chest and abdomen in all cases; to state all morbid appearances as concisely and as intelligibly as possible, avoiding technicalities whenever we can, and observing generally that all parts were healthy, with the exceptions which may be found. The object of a coroner's inquest in these countries is to ascertain the cause of death, and not to hear a tedious and unintelligible detail of the natural appearances of every tissue in the human body. The questions are the morbid appearances observed sufficient to account for death, and were they produced by natural disease or by violence? I shall consider all the bearings of this position in my remarks on the manner of giving medical evidence.

When the body is mutilated externally, we should examine all the cavities, especially the intestinal canal, as cases are recorded in which poison was detected under such circumstances.

Can we distinguish wounds inflicted before and after death?

In describing wounds, I have endeavoured to point out the diagnosis between ecchymoses and cadaverous lividity—a point of the greatest importance.

When a wound is inflamed, in a state of suppuration or cicatrization, it must have been produced before death.

If it is inflicted in the last moments of life, its edges are more or less retracted and tumid, it is covered with a clot of blood, there is a sanguineous infiltration in the cellular tissue.

When a wound is made some hours after death, its lips are retracted as if inflicted during life, but its lips are pale, not tumified, without any trace of blood; the cellular tissue is not infiltrated, unless a large vein has been divided.

But when a wound is made immediately after death, it is impossible to draw a distinction; it will possess all the characters of a wound inflicted in the last moments of life. Much stress has been laid on the presence of blood stains

upon clothes, and deadly weapons found upon or near the deceased, or in the possession of the accused, but we must be fully convinced of their existence, before we give a positive opinion. Evidence upon this point has too often proved fatal to innocent persons. When such stains are sworn to, the prisoner usually ascribes them to the blood of animals, or to effusion of blood from the nose, an accidental wound or an ulcer; but other facts generally disprove his assertions.

Can we distinguish by dissection whether death is the effect of homicide or suicide? A careful examination of the situation of a wound, may perhaps enable us to determine this question in the affirmative. If, for example, a fatal, incised, or punctured wound, exists on the back of the head or chest, if the hand or hands of the deceased are also wounded, it is evident resistance had been made, and murder generally proved, though there may be some exceptions. In general a suicide inflicts wounds on the anterior surfaces of the face, chest, and abdomen, and almost always in an oblique direction from right to left: those made by an assassin are from left to right; but though this difference is conclusive with some jurists, I think it far from being positive or satisfactory.

Fodéré is of opinion that the expression of the physiognomy of the suicide is more tranquil than that of the victim of homicide; but this distinction is far too nice to be depended upon.

Before we arrive at a final conclusion, we must consider the age, physical and moral constitution, the season and constitution of the atmosphere, &c. In general, suicide is very rarely committed before puberty, generally from the age of 20 to 50, and rarely after this period. It is said that persons of a sanguine temperament commit suicide in an instant of passion, and the melancholic after long deliberation. It is proved by late writers, that this dreadful act is not so much influenced by climate as was formerly imagined, and that it is as common in Paris as in London. The human frailties and passions are to be found in all nations; and hence we observe, that the hope to serve a country, parent or friend, the respect for religion, for the laws, the belief in

a certain religion, political dogmata, philosophical principles, prejudices, usages, pain, moral or physical, chagrin, weariness of life, impotence, delirium of passions, acute diseases and mania, are the motives and causes of suicide in all civilized countries.

Reflection has convinced me that the moral as well as the physical defects of the human family throughout the face of the globe, are not so very dissimilar, as national jealousy had at one time determined.

Dr. Powell, who was secretary to commissioners for licensing lunatic asylums, published an account of the number of lunatics from 1775 to 1809 inclusive, in which he concluded the malady was on the increase in this country. This conclusion is disputed by Dr. Good, who says, "calculating with Dr. Powell, that the number of lunatic paupers, and those received into public hospitals, which, under the act of parliament, are not cognizable by the commissioners, together with those neglected to be returned, compared with the returns entered into the commissioners' books, bear the proportion of three to two, which is probably far above the mark, still the aggregate number of insane persons for the year 1800, contrasted with the general census for the same year, will only hold a ratio of about 1 to 7300; while if we take, with Dr. Burrows, the proportion of suicides committed in foreign capitals as a test of the extent to which insanity is prevalent in the same towns, which is nevertheless a loose mode of reckoning, though it is not easy to obtain a better, we have reason to conclude, that insanity is comparatively far less frequent among ourselves, than in most parts of the continent: the suicides of Paris, Berlin, and Copenhagen, as drawn from tables collected by Dr. Burrows for this purpose, being, in proportion to the relative population of London, as 5 to 2 for the first, 5 to 3 for the second, and 3 to 1 for the third."

Sir Andrew Halliday maintains, that the number of the insane in England has been tripled during the last twenty years.—*Letter to Lord Robert Seymour, 1829.*

CHAP. XIV.

Observations on Homicide by Asphyxia.

ASPHYXIA is the suspension of respiration by a mechanical obstacle to the passage of the atmospheric air into the lungs, as by submersion or drowning, strangulation, suffocation, by gases unfit for allowing the necessary oxygenation of the blood in the lungs, or hæmatose, as hydrogen, nitrogen, carbonic acid, or deleterious gases, as carbonic oxide gas, sulphuretted hydrogen, nitrous acid gas, sulphurous acid gas, ammoniacal gas, chlorine, &c. Asphyxia may be momentary, and respiration may be restored; but when it is prolonged, it is fatal. Various injuries and diseases may produce it, as division of the spinal marrow, formation of false membrane in the larynx or trachea, and syncope, &c.; but with these causes the medical jurist can have no concern. I shall therefore describe those which claim his attention.

Asphyxia by submersion. The cause of death in all forms of asphyxia, is a want of oxygenation or hæmatose of the blood. This fluid passes through the lungs without any change, it possesses the characters of venous blood and is unfit for sustaining life; the brain suspends its action, the muscles lose their nervous supply and cease to contract, the chest becomes immoveable, the blood accumulates in the lungs, and as the arterial is more contractile and elastic than the venous system, its large trunks become distended, as also the right cavities of the heart, and pulmonary artery, while the left cavities and aorta contain little blood or are empty, and the fluidity of the blood is characteristic, though sometimes white fibrous clots are observed in the heart. In some cases apoplexy or syncope may occur from fear at the moment of immersion, and death will not be caused by want of respiration, but in general asphyxia is the cause of death, whether by deprivation of air or by passage of water into the bronchi.

In those destroyed by submersion, the face is red and tumid, the pupil dilated, the eyelid partly open, the eyes

glassy, the tongue projected beyond the lips, a frothy fluid escapes from the mouth and nostrils, the skin of the trunk and extremities is remarkably pale, the trachea, and sometimes the bronchi contain an aqueous sanguinolent froth, according to Louis, Goodwin, Berger, Orfila, and others, and this is formed during life (Piorry), as it cannot be produced by immersion of a dead body ; and is only a secondary cause of death, according to Orfila. The chest and epigastrium are swelled, the fingers are deprived of skin, there is earth under the nails varying according to the soil of a bank near the water ; the brain is engorged, the epiglottis is straightened, the lungs are dilated and crepitant, containing a certain quantity of froth. All these signs however are not conclusive. Thus the pale colour of the skin might occur, if a person, destroyed by severe hæmorrhage or inanition, was precipitated into the water. The colour and tumidity of the face will not be present, should the submersion be effected rapidly and have caused syncopal asphyxia, or anger or drunkenness might induce it. The external appearances of the body will vary according to the length of time they have been in the water ; so that the indications afforded by them are illusory. The frothy matter may be seen in apoplexy, convulsions, epilepsy, in certain cases of poisoning, and after strangulation or putrefaction. The states of the eye and eyelids are equivocal. The distention of the right side of the heart will be present in all cases where the circulation of the blood is suddenly suspended. The fluidity of blood is observed in scurvy, in those destroyed by electricity, and in many species of cachexiæ. The engorgement of the brain is still more uncertain, and may arise from a variety of causes. The condition of the lungs and elevation of the thorax arise from various causes. The presence of water, or any other fluid in which the body has been found in the stomach, is a strong proof ; as such fluid does not enter the organ, unless the body is in the erect position when immersed, and a body might be injected with water or fluid after death.

Considering all signs, we can seldom decide indubitably that the person perished by submersion. It is also impos-

sible to decide whether the person has fallen into the water by accident, or has thrown himself in, or is the victim of homicide. Here we must recollect that persons intent on suicide have wounded themselves without causing death and then thrown themselves into the water. We should inquire whether the deceased was short sighted, affected with vertigo or insanity, and examine the state of the bank, marks of footsteps and various other circumstances. When there are ecchymoses on the neck or wrists, or traces of poisoning, we may suspect assassination, and in the former we must be careful in distinguishing ecchymoses from cadaverous lividity, in the manner already described in treating of wounds. We can generally distinguish wounds inflicted before and after death, though a person may fall against a stone and receive a wound in the water which can scarcely be distinguished from one inflicted before immersion. When new born infants are drowned, we must discover whether they were born alive or not, by the proofs stated in the article on infanticide.

Asphyxia by strangulation, suspension, or hanging, is effected by mechanical pressure on the neck by a cord, cravat or any other means, which prevents the passage of the air to the lungs, and thus causes asphyxia. In suspension or hanging, there is strangulation, and often dislocation of the upper cervical vertebræ, causing pressure on the spinal marrow, paralysis of the respiratory nerves, paralysis of the thorax, and instant death. Laceration of the vertebral ligaments, dislocation or fracture of the vertebræ, is caused by the modern mode of hanging, as the body is precipitated, and its weight produces these effects. Are these certain signs indicative of death by strangulation? Can we distinguish when suspension is made before or after death, or whether strangulation be voluntary or criminal?

The signs laid down by writers that strangulation has caused death are the following: the skin of the neck on which the cord has been applied is of a yellowish black colour, is dry and resembles parchment. These effects however are found when strangulation has been produced before or soon after death; the existence of ecchymoses is

very rare (Esquirol. Arch. de Med. 1823), in general where there is no effusion of blood in the subcutaneous cellular tissue. When real ecchymoses are observed, the strangulation was produced during life. On the other hand strangulation may be caused, and this sign be absent, or it may be deep-seated in the muscles. Its absence on the skin is no proof that death has not been caused by this means. There is an apoplectic condition of the brain indicated by tumefaction and great redness of the face and lips, by the swelling of the eyelids, and lividity or blue colour, by the redness and prominence of the eyes, which appear as if starting from the sockets; there is the livid engorgement of the tongue which is thickened and projected between the teeth; there is a sanguinolent froth in the throat, mouth and nostrils; the lungs and heart are gorged with black blood; the extremities are violet, the fingers contracted, there is erection of the penis and seminal emission, or the latter without the former. The lividity of the face and congestion of the brain may exist, but disappear before the autopsy, or may be produced some hours after death, but not after twenty hours, (Esquirol): a vertical position will cause them to disappear or a declivity of the head of a dead body will produce them. The signs afforded by the eyes, eyelids and tongue are of little value. The presence of froth in the air passages, the conditions of the lungs and heart are seen in all species of asphyxia, and are of course inconclusive. The erection and seminal emission may not happen. The luxation and fracture of the vertebræ may happen before or after death, and unless accompanied by ecchymosis, superficial or deep-seated, are equivocal: there may be effusion of blood into the vertebral column.

Upon the whole, when strangulation or suspension causes death, there may be ecchymosis without any sign of putrefaction, and the certainty is complete, if there is lividity of the face, froth in the air passages, and the clothes stained by a recent seminal evacuation. But should all these signs be absent, there is no just grounds for denying that strangulation has happened. To decide that strangulation has hap-

pened after death, we must find wounds, fractures, contusions of the cranium, or other important organs or traces of poison in the intestinal canal: where none of these signs is present, we must conclude that strangulation was caused during life. Devaux met a case in which there was no sign of strangulation, except discoloration of the face, which fact led him to examine the body closely, when he discovered a small penetrating wound of the heart, which might have been overlooked, upon a superficial examination. It is difficult to decide between suicide and homicide. A person may wound himself, if he swings himself among surrounding bodies. When blood is observed upon the individual, we may in general decide it a case of suicide; but homicide may occur under such circumstances. In real strangulation, we have grounds for supposing it homicide, for an individual who intends to destroy himself in this way, generally wants the power to effect his wicked purpose. Such persons usually tighten the ligature by some instrument, as a piece of iron or wood. It is equally difficult to distinguish suicide from homicide in the case of suspension. Fracture or dislocation of the cervical vertebræ may occur in voluntary as well as criminal suspension. Orfila, Chaussier, Pfeiffer, Ansiaux. Orfila, however, concludes, that in general such lesions of the vertebral column are not the result of suicide. In all these cases we should consider, the habitude, morality, and intellectual state of the individual; but it is foreign to my purpose to introduce in this place all the causes of suicide.

Asphyxia by Suffocation.—Suffocation is different from strangulation, it being produced by the introduction of some foreign body into the throat, or larynx and pharynx, which prevents respiration. Infants, and adults when intoxicated, are often smothered, the former by what is called overlaying, as when the bolster or bed clothes press on the mouth, and obstruct respiration. New born infants are often destroyed in this manner, as already described in the article on infanticide. Various foreign bodies, as cotton, tow, earth, sand, wood, &c. will be found in the pharynx, and may be

introduced after death. When these bodies are hard, they will produce ecchymoses, excoriations and lacerations. In these cases death is caused by the prevention of the circulation through the lungs, these organs will be found gorged with blood, or contain some frothy mucosity, the brain will be congested; but these morbid conditions may be produced in the different species of asphyxia, and consequently afford no conclusive evidence. We must attend to the circumstantial evidence, which is the principal or only means to assist us in forming an opinion.

Asphyxia by non-respirable gases.—Two divisions of gases are described, which have seldom existence in practice as many of the products of art, and cannot be often applied. Some of these gases are non-respirable, and possess a direct deleterious influence on man, and kill, by causing a defect of oxygen producing the same morbid appearance as result from asphyxia by want of air: these are nitrogen, hydrogen, protoxide of nitrogen, carbonic acid, carbonated hydrogen, oxide of carbon, poisoning by charcoal. These and following gases must be included in the second species, called deleterious gases, sulphuretted hydrogen, nitrous acid gas, the gas evolved in privies, ammoniacal gas, chlorine and hydrochloric acid gas. Many of these are only to be encountered in the chemical laboratory. Professor Christison divides gases into irritants and narcotics. The irritant gases are nitric oxide gas and nitrous vapour, muriatic acid gas, chlorine, ammonia, sulphurous acid, and others of little consequence; the narcotic are sulphuretted hydrogen, carburetted hydrogen, carbonic acid, carbonic oxide, nitrous oxide and cyanogen.

Nitrogen gas.—This gas is found in cellars, in which substances are placed, which have a strong affinity for oxygen, as oils, &c. and sometimes in privies. The signs of asphyxia from this cause, are pallidity or a greenish cast of skin, extreme anxiety, large and frequent respiration, and death occurs in a few minutes without any lesions of the nervous system. The arterial system is full of black blood. The effects of *hydrogen gas* are nearly similar, and can only be produced by chemical experiments.

Asphyxia by carbonic acid gas occurs from the combustion of charcoal, common fuel, or in cellars, from fermentation of wine or malt, and from lime kilns, from coal pits, and draw wells. Brewers men are often destroyed by this gas, when they descend into large vats for the purpose of cleaning them, unless they use proper precaution. It is usual to lower a candle into the vat, which will be extinguished as soon as it encounters the acid, which, from its greater gravity than atmospheric air, falls to the bottom of the vessel. I have been called to two persons who were destroyed by inattention to this precaution. The effects of the non-respirable gases are similar to those arising from want of renewal of air. This was well exemplified during our East Indian wars, by the horrible incarceration of our countrymen, by their savage opponents at Calcutta. One hundred and forty-six persons were confined in a chamber of twenty-four feet square, having only two small windows. The first effect on these unfortunate persons was abundant and continued perspiration, insupportable thirst, succeeded by great pain in the chest, and a difficulty of respiration, amounting to suffocation. They were attacked with fever, which increased every moment, and after four hours most of them were dead. Many became stupid, lethargic and delirious, and only twenty-three escaped alive. In those destroyed by want of air, the right cavities of the heart, and the venous system are filled with very black blood.

The symptoms produced by *carbonic acid*, or *fumes of charcoal*, are heaviness of the head, intense headache, which impels the sufferer to compress the temples, cerebral congestion increases and causes vertigo, drowsiness or profound sleep, tingling of the ears, impeded respiration and circulation, dazzling, the muscular power ceases, profound coma ensues, and death seems apparent. During the development of these symptoms, some persons experience a general feeling of pleasure, and the excretions are discharged involuntary. In these cases, the body remains warm for a long time; the extremities flexible, the muscles are softened, the colour of the surface is congested, pale, leaden or violet, the face is

red or flushed, the lips of a vermillion hue, the eyes are bright, the tongue is swelled, the epiglottis is raised, the veins of the brain and lungs are congested with very black blood, the stomach and intestines are red, the mucous surfaces are ecchymosed, the blood remains fluid, and all the lesions characteristic of asphyxia, are apparent. It is not as yet determined whether this gas is deleterious, or acts negatively, by causing asphyxia; Dr. Christison thinks it positively poisonous; but it has been injected into the veins and produced slight effects, such as feeble muscular action, which disappeared spontaneously in a few days. (Nysten).

Asphyxia, by deleterious gases. Sulphuretted hydrogen, is known by its odour, which resembles that of rotten eggs, and causes a black precipitate in solutions of lead, copper, bismuth, silver, &c. A small quantity of it causes death, and even serious accidents, when mixed with atmospheric air. It is disengaged from the putrefaction of animal and vegetable substances. Its effects are great prostration of muscular power, oppression of the chest, with difficulty of respiration, headache, nausea, and marks of oppression of the nervous system, and probably a change in the blood.

After the death, the mucous membranes of the nose and bronchi are lined with a thick bluish mucosity, the blood vessels are filled with a blood of a similar colour; a colour which is observed in the brain, lungs, kidneys, and all organs and vessels. The muscles have lost their contractility, all the soft parts are easily lacerable, exhaling a fetid odour, and speedily becoming putrified.

Asphyxia, produced by gas evolved in privies and drains. This is the hydro-sulphate of ammonia, mixed with a great quantity of air, is composed of twenty-four parts in 100 of nitrogen, one or two of oxygen, four of carbonic acid and subcarbonate of ammonia. It is designated *plomb*, by the French jurists, and arises from privies of a peculiar form.

The symptoms produced by this poison, are headache, nausea, paleness of face, dilatation of the pupil, a frothy sanguinolent fluid in the mouth, constriction of the throat, sardonic laugh, violent cries, convulsions of the muscles of

the chest and jaws, sometimes tetanic spasms, articular pains, coldness of the skin, irregular and embarrassed respiration. At other times, there is stupor, the visage is violet, the eyes glisten, the pulse is small and frequent, the breathing convulsive, the extremities are relaxed. At the approach of death, all the symptoms are aggravated, the sufferer roars loudly, the body is bent backwards, as in opisthotonos. The morbid appearances are similar to those observed by sulphuretted hydrogen or hydrosulphuric acid gas. This was said to be the cause of the fatal cholera at Clapham, which is denied by Christison.

Asphyxia, by sulphurous acid gas, nitrous hydrochloric, ammoniacal, arsenical gases, hydrogen, carburetted hydrogen, muriatic gas, and chlorine.—All these gases are irritant, inducing cough, suffocation, vivid pains in the chest, sometimes hæmoptysis, and always mucosities in the bronchi. They act negatively, or by a defect of oxygen. When death approaches, there is hiccup, rale, great pain in the diaphragm, convulsive motions, delirium and inexpressible agony. The cause of death is irritation of the mucous membrane of the bronchi. The nitrous oxide, or laughing gas, protoxide of azote, destroys life in this manner.

There are many other gases which are destructive to life, which I have not described; but these cannot become the subject of forensic investigation, as they produce their effects upon experimentalists, who may avoid them. A full account of them will be found in Dr. Christison's elaborate *Treatise on Toxicology*, a work which ought to be in the hands of every medical practitioner. Vegetable emanations may produce syncope or asphyxia, either by the extrication of carbonic acid, or by the odour of their flowers, which can only be accounted for by peculiarity of constitution or idiosyncrasy. The descriptions of these cases cannot be of interest to the medical jurist.

Homicide by Combustion.—The medical jurist is seldom called on to pronounce an opinion on a body destroyed by combustion, as murder is seldom perpetrated by burning.

The records of legal medicine afford but few illustrations of homicide by combustion. When such cases occur, medical evidence may be required, as stated in the remarks upon burns or torrefaction. It is now admitted on the continent of Europe, though disbelieved in these countries, that spontaneous combustion is possible, though its cause is as yet inexplicable. It is said to occur most commonly to aged females, who have long indulged in the abuse of alcoholic potations. Generally speaking, some matter of ignition, as a lighted candle, a pipe, &c. has been found near the remains of the body; but cases are attested in which no igneous substances were discovered. Lecat, Kopp and Marc refer to the fact of spontaneous combustion having on the surface of the earth, and as friction on the extremities of certain persons, elicit electric sparks, why should not these excite inflammation or ignition of the alcoholic fluid, or of a gas contained in the cellular substance of our organs? In spontaneous combustion, the flame is like that of certain meteors, and is extinguished with difficulty. The walls in the chamber in which this happens are covered with an unctuous fetid humidity, such as results from the combustion of hydrogen gas. It rarely happens but some of the bones of the limbs remain, but the trunk is consumed, probably as it is connected with the large cavities, and on account of the laxity of the cellular tissue, and the evolution of hydrogen gas in the intestines. When the individual does not perish at the instant of the accident, sphacelus sets in or commences rapidly after death. If life remains for four or five days, an insupportable odour is exhaled, the nails are detached, and worms are generated. These characters cannot be confounded with accidental combustion, or burns; in these the redness of the blisters and the eschars leave no doubt on the nature of appearances, and accidental combustion seldom destroys the whole body without extending to surrounding objects; all jurists admit the possibility of spontaneous combustion. The reader will find references in the works of Beck, G. Smith, Briand, Sedillot, and others.

Death by Inanition or Hunger.—It seldom happens that homicide is committed in this manner, though it is well known that cruel and unnatural parents, step-fathers and step-mothers, occasionally destroy children and young persons by famine or starvation. The ancient and modern history of Ireland affords ample evidence of the destruction of life by this cause. Besides, persons may be found dead, when it will be important to inquire whether life has been extinguished by cold, hunger, poison, &c. It is therefore important to state what are the signs of death by starvation. The body is emaciated, the eyes are red and open, the tongue, throat and buccal mucous membrane, are very dry, the stomach and intestines are contracted and empty, there is no feculent matter in the bowels, the gall bladder is full, and bile tinges the stomach and bowels, and all the blood-vessels are empty. Many of these signs are different from those which characterise other causes of violent death.

CHAP. XV.

Preparations of Mercury, Arsenic, Copper, Silver, Bismuth, Gold, Antimony, Lead, Glass, and Enamel.

Homicide by Poisoning.—The name of poison is given to all substances, which, when applied to the organs of the body, cause death. In order to give judgment in cases of poisoning, the medical jurist should be acquainted with the different poisons, their physical and chemical characters, their effects on the animal economy, the means of distinguishing them from all matters with which they may be confounded or obscured, or in their combinations with the various tissues. These studies are indispensable to medical men, so that they may act with honour and conscience in accomplishing the exigencies of science and justice. We shall, therefore, consider the various bearings of this subject as concisely as possible, but yet as comprehensively, as the present state of science permits.

Mode of Action of Poison on the Economy.—Every poison possesses peculiar effects upon the body, and is characterised by peculiarities which indicate the species to which it belongs. It may be employed in various ways, by being introduced into the stomach or bowels by the anus, or it may be applied to the mucous surfaces of the various outlets, to the serous and cellular tissues, to the lungs by respiration, as in cases of asphyxia, or it may be inserted under the skin by inoculation, or injected into the veins. It is scarcely necessary to mention, that all poisons do not act in the same doses, or through the same tissues. It was long held by physiologists that poisons were absorbed by the veins or lymphatics; but there is every reason to conclude, that all act in the first instance on the nerves, as incontrovertibly proved by Morgan and Addison.—(*Essay on the Action of Poisons*, &c. 1829.) These experimenters admit with Fodéré, Tiedemann, Gmelin, Magendie, Brodie, Wilson Philip, Barry, Laissaigne, and others, that absorption takes place, but that death may be produced by the same poisons solely through the nerves; and that this occurred when they divided all the tissues in a limb, except the nerves. The presence of poisons in the fluids of the body as repeatedly observed in the blood, urine, &c. does not invalidate the opinion, that their fatal results took place through the medium of the nerves of the vessels which contained them.

General Indications of the means of detecting poisonous substances.—There is no subject which requires such minute precautions as the discovery or detection of poisons from their varied combinations with the fluids and solids of the body. Hence the process for detecting them are exceedingly numerous. This will appear from a reference to the works of Orfila, Christison, and of other toxicologists. To the first illustrious professor we are indebted for a classification of poisons which is now generally received, and is as follows:—

1, Irritants; 2, narcotics; 3, narcotico-acrids; and, 4,

septic or putrefiants. This arrangement is adopted by Christison, and differs from those proposed by Paris and Beck, and is decidedly the best.

CLASS I. *Irritant Poisons*.—The poisons comprised in this class belong to the three kingdoms of nature. The symptoms produced by irritant poisons, when taken into the stomach, are violent irritation and inflammation in one or more divisions of the alimentary canal.

There is a sense of heat and burning in the tongue, mouth, throat, gullet and stomach, the pain is acute and extends to the abdomen; it is increased by drinks and the respiratory movements, the heat is acrid and corrosive, the breath is foetid, nausea is often an early symptom, there is vomiting of a tough mucous or of a brown, blackish, sanguilent matter, or clots of pure blood, which cause a sense of bitterness and acridity in the mouth; the smallest quantity of drink is rejected; sometimes the bowels are constipated, but generally there are copious, foetid and bloody alvine dejections; there is hiccup; the skin is pale, cold, and bedewed with a cold, clammy perspiration; the extremities become cold; painful eruptions appear; the face is pale, or leaden coloured, affected with convulsive contractions; great prostration occurs; the pulse is small, irregular and weak; the agony and anxiety are extreme; there is a desire to pass urine, which cannot be gratified; sometimes the intellectual faculties are unimpaired, and the sufferer is conscious of his horrible pains and approaching fate; or the nervous system is stupified, and death occurs without much agony. In some cases the stomach is affected without the mischief extending to the intestinal canal, but generally both are implicated; in bad cases, the whole tube from the mouth to the anus is affected at the same time. In some instances there is irritation in the wind-pipe and lungs, and urinary organs.

When poisons are applied externally they cause redness, or blistering, or sloughing, by corroding the tissues chemically, and some of them induce inflammation of the cellular membrane, which may be diffused between the muscles.

Others are absorbed, especially if applied to a wound or ulcer, causing lesions of the nervous system, the lungs, heart and digestive tube. Hydrophobia, syphilis, small-pox, poisoning by narcotics, are examples of the last mode of action.

Lesions of Tissue. Autopsy.—There will be inflammation of the mucous membrane, of the cheeks, throat, gullet, stomach and intestinal tube; sometimes there will be only congestion, but generally there will be black spots on the stomach, caused by effusion of blood between its membranes; at other times there will be ramollisement or softening of its mucous, or muscular, or serous tunic, or complete perforation of the three coats. In some cases the small intestines are untouched, while the stomach and large intestines, especially the rectum, are highly inflamed. These phenomena are explained by the rapidity with which the poison passes through this part of the digestive tube, while it is delayed longer in the stomach and rectum. It is to be remembered that the effects of many natural diseases are easily mistaken for those of poisons; and these are distension and rupture of the stomach, inflammations of the stomach and bowels, spontaneous rupture of the stomach and duodenum, bilious vomiting and cholera, effects of drinking cold water, hernia or rupture, melæna hæmatemesis, colic, iliac passion, and inflammation of the peritonæum. The diagnosis in these cases is often extremely difficult, and is often exceedingly doubtful. Distention and rupture of the stomach may be caused by gluttony, and produce sudden death from congestive apoplexy, or from an impression on the stomach itself. The appearances on dissection will, according to Christison, enable us to form a correct conclusion in such cases, and in simple rupture of the organ.

Drinking cold water, when the body is over heated, has caused sudden death from the compression on the nerves of the stomach (Duncan), or from inflammation of the organ, followed by gangrene (Haller.) Ices or iced water in hot summers, produce similar effects. (Bull. des se Med. v. 6.)

The symptoms of cholera are exceedingly like those produced by the poisons under notice. In some cases it is impossible to distinguish them. Dr. Christison offers the following diagnosis in cholera:—the sense of acridity in the throat never precedes the vomiting; there is no sanguinolent vomiting, and in this country “death within three days is very rare indeed.” Death from irritant poisons is seldom delayed beyond two days and a half. Dr. Mackintosh and Mr. Tatham have known cholera fatal in a less period than that above mentioned; the latter in twelve hours. Edinb. Med. and Surg. Journ. v. xxviii. Dr. Christison concludes that cholera in this country very rarely proves fatal, as early as irritant poisoning (work 1829), that is within two days and a half; while Dr. Mackintosh states (in his Practice of Physic, 1828,) that several fatal cases within this period have been reported to him. Idiopathic gastritis may perhaps exist, but inflammation of the stomach is usually caused by poisons, and the burning in the throat, if present at all, does not precede the vomiting. The symptoms and morbid appearances in enteritis and peritonitis are widely different from those induced by poisons. Spontaneous perforation of the stomach has been often confounded with effects of poisoning; but it occurs after scirrhus, simple ulceration, and softening, or ramollissement, or gelatenization (Christison.) The last form is ascribed by John Hunter and most British pathologists to the gastric fluid after death; but the last author named as well as Andral (pathology) questions this conclusion. Mr. Allan Burns however found a perforation in the stomach of a girl who died of diseased mesenteric glands; he sewed up the body, and after two days he discovered another opening. Edin. Med. and Sur. v. vi.

It appears from the testimony of Christison, that perforation of the alimentary canal by worms, colic, melæna, ileus and obstructed hernia, can scarcely be confounded with effects of poisoning.

Irritant Mineral poisons.—The poisons of this class are

sulphuric acid (*vitriolic acid*, *vitriol*, and *oil of vitriol*.) Nitric acid (*aqua fortis*) hydrochloric acid (muriatic acid, and spirit of salt,) phosphorus cadine, liquid chlorine, potassa with lime, oxalic acid, nitrate of potas, soda, lime, barytes, liquid ammonia.

Mineral Poisons.—It has happened of late years that infants have been destroyed by the barbarous practice of pouring sulphuric acid into the mouth; and the countenance has been disfigured, vision destroyed, by throwing this acid upon the face. The latter crime is a felony.

When mineral acids (especially the nitric acid) are applied to the skin, they produce irritation, inflammation, and corrosion. They act by the transmission along the nerves of their local impression. The inside of the mouth is generally shrivelled, white, yellow, if from nitric acid; brownish from sulphuric, and often more or less corroded; there is intense burning pain in the throat, œsophagus, and stomach, which is followed by eructations of gases evolved by the chemical decomposition of the coats of the stomach, and the pain is much more intense than in ordinary gastritis.

The matter vomited is brownish, black, or mixed with shreds of membrane, or consists of coagulated mucus; the patient is affected with tenesmus and urgent desire to evacuate his bladder; the breathing is laborious, as the movements of the chest increase the pain in the stomach. The pulse is generally weak, but may be natural; and sometimes there is no uneasiness or torture produced even after a large quantity of the poison. In some cases there is an eruption all over the body. The fatal effect from poisoning by acids occurs between half a day and two or three days, it has happened in two hours, and has been prolonged to fifteen days. The patient may linger for eight months; there may be imperfect or perfect recovery. Christison thinks that death may occur from inflammation and spasm of the glottis and larynx without the poison reaching the stomach or the gullet. In these cases the clothes shew red or yellow spots, when nitric or sulphuric acid has been taken.

Autopsy.—The lips, fingers, and other parts of the skin will be spotted or streaked from disorganization of the cuticle by the acid; these marks are brownish or yellowish brown, and present, after death, the appearance of old parchment, or of a burn, or of vesication. The mucous membrane of the mouth is generally hardened, whitish or yellowish; the pharynx is in the same state or very red, the gullet is often lined with a dense yellow membrane, the subjacent tissue is brown or red. The muscular coat of the mouth, throat, and epiglottis is sometimes exposed, and occasionally the gullet is unaffected, though the mouth and stomach are severely injured; the peritonæum is generally inflamed, but not always. The stomach, if not ruptured, is commonly distended with gases, and contains a quantity of yellowish brown or black matter, and is lined with a thick paste of disorganized tissue, blood, and mucous. The pylorus is contracted, the mucous membrane is not always corroded. When the acid is diluted, the coats of the stomach may escape corrosion; but there will be excessive injection, gorging and blackness of the mucous membrane with or without softening. Again, there may be perforation of the stomach; the duodenum is affected with the other appearances of the stomach. In the second or chronic variety the stomach and intestines are greatly contracted, the latter to the size of a quill. The pylorus is so contracted as barely to admit a probe. There are red spots on the surface of the stomach, and its coats may be attenuated, especially where adherent to surrounding organs, on separating which perforations become apparent. When sulphuric or nitric acid is injected into the anus after death, there is no sign of inflammatory redness, the mucous membrane is yellowish and brittle, the muscular and peritoneal coats are white, as if blanched.—(Orfila). When all the appearances already described exist, Dr. Christison is of opinion that we may conclude without chemical evidence, that poisoning has been caused by mineral acids.

Treatment of Poisoning by the Mineral Acids.—The immediate exhibition of chalk or magnesia, or if these cannot be had, of any mild fluid, milk or oleagenous matters, and then a free use of diluents to facilitate vomiting should be employed. Should inflammation commence, it is to be treated as ordinary gastritis.

Tests for Mineral Acids.—Under this head we shall merely describe the tests which interest the jurist, taking it for granted he is informed on the physical and chemical properties of the acids in a pure and diluted state. Thus the jurist has to determine whether sulphuric acid exists in the vomited matter, and when it is supposed to cause stains on the clothes.

Sulphuric Acid.—The process is simple, for the detection of the acid in alimentary matter. The suspected matter is to be boiled for a few minutes, and after filtration, sub-carbonate of lime added; the mixture agitated when sulphate of lime is obtained, which is to be dissolved in boiling water, and tested by a salt of baryta, the product is to be calcined with charcoal, and this gives a sulphur, from which sulphuretted hydrogen will be evolved by a few drops of nitric or hydrochloric acid. (Sedillot, 1830.) Dr. Christison describes this process more minutely when diluted.

When diluted, it is to be tested with litmus and tasted. An acid having thus been proved to be present, a little nitric acid is to be added, and subsequently a solution of the nitrate of baryta. If a heavy white precipitate falls down, it can be nothing else than sulphate of baryta, because no acid but the sulphuric, forms with the barytic salts a white precipitate insoluble in nitric acid. The phosphate and carbonate of baryta are both soluble in nitric acid. In applying this test care must be taken to employ nitric acid entirely free of sulphuric,—an admixture which the common nitric acid of the shops almost always contains.

The test now mentioned is alone sufficient to indicate the presence of sulphuric acid, combined or uncombined. But as the duty of the medical jurist is to supply not only satis-

factory evidence, but also the best evidence which his science affords, it is advisable in a criminal case to establish the nature of the precipitate still farther by the following process:—

“ Collect the precipitate on a filter, wash, dry, and remove it. Then mix a little of it (not more than two grains) with a small proportion of dry charcoal powder; and subject the mixture for two or three minutes, in a covered platinum spoon or in a fold of platinum foil, to the flame of a spirit-lamp enlivened with the blow pipe. A portion at least of the sulphate is thus converted into sulphuret of baryta. To prove this, put the powder with a little water in the bottom of a small glass tube, add a little hydrochloric acid, and then hold within the tube, without touching the matter below, a bit of white paper moistened with acetate or nitrate of lead. Sulphuretted hydrogen gas is disengaged, which will darken the paper, and likewise often betray itself by its singular odour.”—(Christison.)

This process is to be applied for the detection of stains, the cloth or other solids being boiled, &c.

Nitric acid.—The process proposed by Christison for detection of nitric acid when mixed with food, consists of neutralizing the acid with potass, evaporating to dryness, and ascertaining by the addition of sulphuric acid and the application of heat, whether nitrous fumes are evolved. Sedillot, who is one of the latest and best French writers, recommends a different plan, namely, saturate the suspected mixture of animal substance and acid, with saturated carbonate of potass, filter and evaporate the fluid, and crystals of nitrate of potass will be obtained. Dr. O'Shaughnesy, an able analyst and jurist, objects to these tests, and after a satisfactory exposure of their fallacy, proposes an entirely new re-agent, namely, morphine, which, when brought into contact with nitric acid, in the minutest quantity, immediately produces a brilliant vermillion colour. The mode of experimenting requires attention. “ A capillary tube should be used to absorb the minutest drop of the sus-

pected liquid, which should then be gently expelled on a particle of morphine, placed on a white porcelain surface, when the characteristic tint is instantly produced." (Practical Commentaries on Dr. Christison's Processes for detecting Poisons. Lancet, 1831, vol. I.)

Muriatic or hydrochloric acid, seldom comes under the cognizance of the medical jurist as a poison. No chemical evidence can be valuable when applied to the contents of the stomach; since free acid and muriates have been detected in the secretions of that organ, by Prout, Tiedemann, Gmelin and Greaves. This acid is known by its peculiar vapour, and by the white fumes formed by its mixture with ammoniacal gas, on the approach of the open mouths of two bottles containing these substances. The precipitate caused by nitrate of silver is to be filtered, dried and heated in a tube. "It fuses at the point of redness, is not decomposed at a red heat, and on cooling forms a translucent mass, which cuts like horn." (Christison.)

Dr. O'Shaughnesy objects to the test of ammoniacal gas, as he says it will produce a similar result, though of a less degree, by exposing strong, nitric, sulphuric or acetic acids to it. He says a portion of the acid should be diluted, and to one part nitrate of silver, and to another nitrate of baryta is to be added: if a precipitate occurs in the former and not in the latter, the evidence of muriatic acid cannot be disputed. The former writer says that a similar precipitate is caused by the same test with many other acids and their salts. Work on Poisons, p. 121.

Phosphoric Acid.—The plan for detecting this is by evaporating the suspected solution to dryness, saturating with ammonia and precipitating it by hydrochlorate of lime; in treating the phosphate of lime with a little charcoal in a glass tube, phosphorus will be obtained. Poisoning by phosphoric acid is exceedingly rare, and is the only case recorded by Christison; in which there was no aphrodisiac effect produced.

Liquid Chlorine.—This substance is detected by its green

yellow colour, and a peculiar odour, which can scarcely be mistaken; it discolours all vegetable substances, evolves gaseous chlorine by elevation of temperature, and with nitrate of silver a white curdy precipitate, insoluble in nitric acid and soluble in ammonia, is produced.

Iodine.—When urged too far, is a violent poison, as it may accumulate in the system like digitalis and operate suddenly. The symptoms which follow it in ordinate use, are loss of appetite, pain in the stomach, vomiting, purging, rapid and extreme emaciation, absorption of the breasts and testicles, small frequent pulse, great constitutional disturbance and violent spasms. Orfila found small yellow patches and ulcers on the mucous membrane of the stomach of a dog. In one case there was intense peritonitis, adhesions of the intestines, enlargement and pale rose red colouration of the liver. There was effusion into the peritoneal cavity and chest. (Christison.) Dr. O'S. comments upon this account, and says, "we believe that wherever death occurs later than sixty hours after poisoning by iodine, it will be sought in vain in the alimentary canal, while it may have been readily detected during life in the urine.

"Iodine, when taken into the alimentary canal, remains there but a very short time in a free condition. If the poisoned animal have recently eaten bread, potatoes, or other amylaceous matters, the iodine is almost immediately converted into the iodide of starch, and this again is, by some inexplicable digestive process, transformed into the hydriodic acid. So rapidly do these changes take place, that in one instance in which we administered a drachm of solid iodine to a dog, though vomiting took place in fifteen minutes, yet not a trace of free iodine could be detected by starch in the rejected matters, though hydriodic acid was found in large quantities.

"Again, the hydriodic acid once formed, is rapidly eliminated through the several excretory channels. In forty minutes we have found it in the urine, in which, in the dog just alluded to, it was detected occasionally for five days;

viz., on the first and second, and on the fourth and fifth, when he died. Strange to say, though the same process was performed with every precaution on the third day, it gave no indications whatever of any compound of iodine. We found it, however, in the saliva, which was secreted in immense quantities on that day. After death not a trace existed in the contents of the alimentary canal. It is also worth recording that in this instance and four others, no trace of inflammation existed in the intestines, with the exception of a few ulcerations of the glands of Peyer and Brunner; but the air-cells of both lungs were infiltrated with pus, and their substance was preternaturally soft."

In Dr. Christison's observations on the iodine poisons, these facts are entirely omitted as far as the analysis is concerned, and a mode of detecting the hydriodates is proposed, which would inevitably lead to total failure if applied to any complicated mineral fluid, such as the urinary excretion.

He sets out in his chemical examination, on the supposition that some combination of iodine has been taken. In order therefore to ascertain whether any *free* iodine is present, the contents of the alimentary canal are triturated with a little cold solution of starch, which would immediately cause the mixture to assume a blue colour. If the blue colour appear, the mixture is, if necessary, diluted with water, and exposed to a current of sulphuretted hydrogen, by which the iodide of starch is decolorised and converted into hydriodic acid. If no blue colour have been produced, the mixture is merely boiled with water and filtered. If the filtered fluid redden litmus paper, it should be neutralised with caustic potassa, and then reacidulated with acetic acid. He next adds the solution of the chloride of platinum, which with the most minute quantities of hydriodic acid, either causes a dark-red precipitate, or changes the fluid to a port-wine colour. It is then to be agitated with an ounce of ether, which dissolves the iodide of platinum, and separates it from the other fluids swimming on their surface, from which it may be removed by a suction tube. The ethereal solution is,

finally, to be evaporated to dryness, and the iodide of platinum heated by the spirit-lamp flame in a small glass tube, when the iodine is disengaged in its characteristic violet vapour, and condenses on the sides of the tube in dark dendritic crystals.

The above process we have found to be extremely delicate and easy of execution. It is especially applicable to the urine or saliva. Occasionally in the urine, the simple addition of cold solution of starch and sulphuric acid will strike the peculiar blue colour, which may be considered sufficient evidence. This experiment, however, is by no means so delicate as that just detailed, and it is, moreover, exceedingly liable to be interfered with by the animal matters which the urine contains."—*Ut supra*.

Hydriodate of potass is preferred to iodine, as less injurious to the stomach and constitution as a medicine, but as yet no case of poisoning by it has been recorded.

Oxalic acid.—This substance, when mixed with lime, gives a white precipitate, which is with difficulty soluble in hydrochloric acid, though very soluble in nitric acid; the oxalate of copper, of a whitish blue colour, is also insoluble in the first named acid. The nitrate of silver causes a white precipitate of oxalate of silver; if dried and heated on the point of a spatula, it burnishes its edges—it fulminates with a white fume.

Dr. Christison's process is as follows:—

"In determining the medico-legal tests for oxalic acid, it will be sufficient to consider it in two states,—dissolved in water, and mixed with the contents of the stomach and intestines or vomited matter. If the substance submitted to examination is in a solid state, the first step is to convert it into a solution. In the form of solution its nature may be satisfactorily determined by the following process:—The acidity of the fluid is first to be established by its effect on litmus paper. This being done, the re-agents might be applied at once. But it is better to neutralize the acid previously with any alkali, for then they act with greater

delicacy. The remainder of the process consequently applies not only to oxalic acid itself, but also the soluble oxalates, which will presently be proved to be likewise active poisons. The tests are the hydrochlorate (muriate) of lime, sulphate of copper, and nitrate of silver.

“ Hydrochlorate of lime causes a white precipitate, the oxalate of lime, which is dissolved on the addition of a drop or two of nitric acid, and is not dissolved when similarly treated with hydrochloric acid, unless the acid is used in very large proportions. The solubility of the oxalate of lime in nitric acid, distinguishes the precipitate from the sulphate of lime, which the present test might throw down from the solutions of the sulphates. The insolubility of the oxalate of lime in hydrochloric acid, on the other hand, distinguishes the precipitate from the tartrate, citrate, carbonate, and phosphate of lime, which the test might throw down from any solution containing a salt of these acids. The last four precipitates are re-dissolved by a drop or two of hydrochloric acid; but the oxalate is not taken up till a larger quantity of that acid is added.

“ *Sulphate of copper* causes a bluish-white precipitate, which is not re-dissolved on the addition of a few drops of hydrochloric acid. The precipitate is the oxalate of copper; it is re-dissolved by a large proportion of hydrochloric acid. This test does not precipitate the sulphates, hydrochlorates, nitrates, tartrates, citrates; but with the carbonates and phosphates it forms precipitates, resembling the oxalate of copper. The oxalate, however, is distinguished from the carbonate and phosphate of copper, by not being re-dissolved on the addition of a few drops of hydrochloric acid.

“ *Nitrate of silver* causes a dense white precipitate; the oxalate of silver, which, when collected on a filter, dried and heated, becomes brown on the edge, then fulminates faintly, and is dispersed. The object of the supplementary test of fulmination, is to distinguish the oxalate of silver from the numberless other white precipitates, which are thrown down by the nitrate of silver from solutions of other

salts. The property of fulmination, which is very characteristic, requires, for security's sake, a word or two of explanation in regard to the effect of heat on the citrate and tartrate of silver. The citrate, when heated, becomes altogether brown, froths up, and then deflagrates, discharging white fumes, and leaving an abundant ash-grey, coarsely fibrous, crumbly residue, which on the further application of heat, becomes pure white, being then pure silver. The citrate also becomes brown and froths up, but does not even deflagrate, white fumes are discharged, and there is left behind a botryoidal mass, which, like the residue from the citrate, becomes pure silver when heated to redness. Another distinction between the oxalate and tartrate is, that the former is permanent at the temperature of ebullition, while the latter becomes brown. The preceding process or combination of tests will be amply sufficient for proving the presence of oxalic acid, free or combined, in any fluid which does not contain animal or vegetable principles.

“ Of the modifications which are rendered necessary by the admixture of such principles, none are of any consequence, except those acquired in the case of an analysis of the contents of the alimentary canal or matters of vomiting. Here a word or two must be premised on the changes which the poison may undergo, in consequence of being mingled with other substances in the stomach or intestines. There may either be organic principles contained in the body, or substances introduced into the body as antidotes.

“ As to animal principles, Dr. Coindet and I have proved that oxalic acid has not any chemical action with any of the common animal principles, except gelatine, which it rapidly dissolves, and that this solution is a peculiar kind, not being accompanied with any decomposition either of the acid or the gelatine. Consequently oxalic acid, so far as it concerns the tissues of the stomach or its ordinary contents, is not altered in chemical form, and remains soluble in water. In such a solution, however, a variety of soluble principles are contained, which would cause abundant precipitates with

two of the tests of the process—sulphate of copper and nitrate of silver; so that the oxalates of these metals could not possibly be exhibited in their characteristic forms. The process for a pure solution, therefore, is inapplicable to the mixtures under consideration; but changes of still greater consequence are effected in the poison by exhibiting antidotes during life. It is now, I believe, generally known, since the researches of Dr. Thomson, and those of Dr. Coindet and myself, that the proper antidotes for oxalic acid are magnesia and chalk. Each of these forms an insoluble oxalate, so that if either had been given in sufficient quantity, no oxalic acid will remain in solution, and the proof of the presence of the poison must be sought for in the solid contents of the stomach, or solid matters of vomiting. The following process for detecting the poison will apply to all the alterations which it may thus have undergone:—

“ The first object is to procure a solution. If an antidote has not been given, the contents and tissues, or vomited matter, are to be boiled, distilled water being added if required; the acid is then to be neutralized with potass, and the whole filtered. If magnesia or chalk has been given as an antidote, the insoluble matter is to be separated by filtration, and boiled for twenty minutes in a solution of carbonate of potass, in eighteen or twenty parts of water. A double interchange of elements takes place between a part of the carbonate of potass, and a part of the oxalate of lime or magnesia, and in consequence, some carbonate of lime or magnesia is thrown down, while some oxalate of potass will be found in solution. The fluid after filtration is to be acidulated with pure nitric acid, oxalic acid being now in solution, whatever may have been its original state; the next step is to separate it from the animal and vegetable matter dissolved along with it. I have tried various plans for this purpose, but have found none to answer so well as precipitation with the muriate of lime, so as to procure an oxalate of lime, which, after being well washed, is to be decomposed by boiling it in a solution of carbonate of

potass, as before. An oxalate of potass will again be found in solution. The excess of alkali is finally to be neutralized with nitric acid. The fluid is now to be tested with the three re-agents for the pure solution of oxalic acid."

The other vegetable acids, tartaric, citric, malic and acetic, are seldom or never used as poisons, and consequently do not require further notice.

Fused potass, subcarbonate of potass.—These substances attract moisture from the atmosphere and deliquesce; they turn the syrup of violet green, and litmus paper blue, and are saturated by acids. Watery solutions of them are not decomposed by subcarbonates of soda and ammonia; hydrochlorate of platina causes a yellow precipitate, composed of potass, oxide of platina and hydrochloric acid.

Nitrate of potass, nitre, salt petre.—When this substance is thrown on burning fuel, it ignites with a crackling noise. If concentrated sulphuric acid is poured upon this salt nitric acid, vapour is disengaged. The indigo test proposed by Liebig, is not decisive. Orfila proposed to mix some particles with water and copper filings, and add a few drops of sulphuric acid, when the orange fumes of nitrous acid will be evolved. The morphine test mentioned, when speaking of nitric acid, is the last that has been proposed, and perhaps the most certain.

Soda, lime and baryta, are seldom, if ever, used as poisons, and need not be further noticed.

Ammonia and its salts are discoverable by a peculiar odour, and by tests known to every medical practitioner.

Preparations of mercury. The oxymuriate of mercury, deutochloride, bichloride corrosive sublimate, is the commonest preparation of mercury employed as a poison. The mode of detection laid down by Dr. Christison, is considered almost infallible. The suspected substance is to be boiled in distilled water, and a small portion filtered for the trial. On addition of protochloride of tin, a pretty deep ash-grey, or greyish black colour is effected. This preparation of tin is prepared by boiling tin powder in strong muriatic acid,

until the metal ceases to be dissolved; the liquid should then be preserved in a closely stoppered bottle. The chemical changes effected in this experiment are as follow:—The protochloride of tin strongly attracts more chlorine, thereby removing one atom of it from mercury, and reducing the latter to a protochloride (calomel) which is also deprived of its one remaining atom, metallic mercury, being precipitated in the form of a dark minutely divided powder.

Corrosive sublimate, when thrown on burning coals, is volatised in the form of thick irritating fumes, which tarnish copper. If the mercury, mixed with potass, in a glass tube, shut at one end, and sublimed, the mercury will appear in the form of globules on the sides of the tube. If a watery solution of the corrosive sublimate is mixed with potass or lime water, a yellow precipitate occurs, a white one by liquid ammonia, a black one by the soluble hydrosulphates, and finally, the ferruginous hydrocyanate of potass causes a white deposit, which soon becomes yellow, then more or less blue, from the formation of Prussian blue. If a plate of copper is immersed in a mercurial solution, it becomes covered with a slight coat of the metal, when oxymuriate of mercury is mixed with animal or vegetable substances in solution, and the re-agents produce no effect; ether should be added, the mixture agitated, filtered and distilled with gentle heat, when a residue will be obtained, which, mixed with water, affords a pure concentrated solution. A fourth part of ether should be added, which has the power of abstracting the salt from its aqueous solution. After agitation for a few minutes, and allowed to rest for thirty seconds or more, the ethereal solution rises to the surface and may be removed; it is then to be filtered, evaporated to dryness, and the residue treated with boiling water, which afforded the evidence already mentioned, on being tested with protochloride of tin. This preparation of mercury may be detected in vomited matters, by drying them in a sand bath, mixing them with a solution of potass in alcohol, and calcining them at a red heat, when the metal will appear in globules in the neck of the tube.

The following mercurial preparations—the sulphate, sub-nitrate, red precipitate, acetate and cyanuret, when mixed with organic matter, may be decomposed, and the mercury separated by boiling with fused or caustic potass for an hour, an excess of nitric acid is to be added, which precipitates caseous and albuminous matter; filtration is then to be concentrated by evaporation. If a slip of gold, bound round with a harpsicord wire, be plunged into the fluid, an amalgam of gold and mercury will be formed; this is to be scraped off and sublimed in a glass tube, when globules of mercury will appear.

When the corrosive sublimate is applied to a wound or ulcer, it is absorbed, and causes inflammation of the heart, inducing brownish black patches on its internal membrane, as well as on that of the intestinal canal. When taken into the stomach, it produces greyish white patches, which do not result from any other poison. The best antidote is white of egg, which reduces the salt to calomel. The ordinary symptoms of irritant poisoning will be present, and they have been already described. If the nitrate be the poison, the best antidotes are muriate of soda and carbonate of ammonia. The various oxides of mercury are less virulent poisons than the sublimate. The sulphate and cyanuret have induced death, but are seldom employed. Dr. Christison's chapter on poisoning by mercury, and of the effects of that medicine on the body, is one of the best ever written, and ought to be maturely considered by every medical practitioner.

Compounds of arsenic.—Metallic arsenic has an iron-grey colour, is fragile and brilliant, when recently broken. It oxidates in air, water or alcohol. When exposed to air, it becomes rapidly tarnished, and forms a black powder. It sublimes at 356°. Farh. and in close vessels it condenses unchanged; but in open air it rises in white fumes, with an alliaceous odour, and becomes white oxide, which consists of one atom of metal and two of oxygen, or of thirty-eight parts of the former, and sixteen of the latter. Metallic

arsenic has a strong affinity for oxygen, which it rapidly extracts; when two acids are formed, the arsenious and arsenic, the former appears in brilliant octohedral crystals.

The principal compounds which are formed by arsenic, are the arsenious acid or white oxide of arsenic, the arsenite of copper or mineral green, the arsenite of silver, the arsenite of potass, the arsenic acid, the arseniate of potass, the yellow sulphuret or orpiment, the red sulphuret or realgar, and the impure sulphuret termed king's yellow; there is moreover a black compound termed fly powder, little known in this country, composed of the metal and arsenious acid.

“ The arsenious acid, when newly prepared, exists in the form of white transparent, vitreous lumps, which gradually become opaque by keeping. It is usually sold as a white powder; when heated to 380° Fahr. it is sublimed, and condenses unchanged in minute octahedres. The taste of arsenic has been disputed, but Dr. Christison inclines to the belief that it is entirely insipid, and that the peculiar taste sometimes attributed to it, depends on the irritation which it quickly causes in the part. In this opinion we altogether coincide. The arsenious acid of the shops is soluble in boiling water in the proportion of 115 to 1000 parts, and twenty-nine parts are retained on cooling; temperate water again takes up, in thirty-six hours, 12.5. The solubility of the acid in water is impaired considerably by the presence of various organic materials, such as mucous, albumen, or astringent matter.

“ The arsenious acid forms salts with the various salifiable bases, of which the most remarkable are the arsenites of silver, copper, lead, lime, potash and ammonia, all of which may be prepared either by bringing the arsenic acid into direct contact with the base, or by decomposing a salt of the base (such as the muriate of lime, nitrate of silver, acetate of lead or sulphate of copper), by means of a soluble neutral arsenite. Arsenious acid, added by itself to one of these salts, produces no decomposition, since its affinity for the base is weaker than that of the acid with which the base

was previously associated. This fact is of the utmost importance, and deserves to be attentively studied.

“ The arsenite of copper is a green compound, formed by adding the arsenite of potash, soda or ammonia, to the sulphate of copper. The arsenite of silver is yellow, and formed with the nitrate of silver in the same way. The arsenite of lead and lime are both white.

“ The arsenic acid never comes under the notice of the toxicologist in its free state, but it frequently occurs in combination with potash, as the arsenite of that alkali. This compound is formed by deflagrating arsenious acid with nitrate of potash, by which it obtains another atom of oxygen. Arsenic acid is produced, which unites with part of the potash, forming a neutral salt; the nitrate of silver added to the salt (both in solution), causes the precipitate of a brown-red arseniate of silver.

“ Of the sulphurets of arsenic, two only are of toxicological importance, namely, the pure orpiment and the impure king's yellow, the former occurs abundantly as a natural product, and is artificially produced when sulphur is treated with arsenious acid, or when sulphuretted hydrogen is passed through a solution of that substance. Both these sulphurets of arsenic are exceedingly soluble in alkaline solutions.”—(O'Shaughnesy, *op. supra cit.*)

Treated with potash and charcoal, in the manner hereafter mentioned, metallic arsenic will be produced. Arsenious acid is dissolved in boiling hydrochloric acid, and precipitates on cooling. It is very soluble in water, and an addition of hydrosulphuric acid, which causes a precipitate of yellow sulphur of arsenic, which is entirely soluble in ammonia. The ammoniacal deuto-sulphate of copper, causes a green precipitate. On boiling this acid with potash, a yellow precipitate takes place by nitrate of silver. When white oxide of arsenic is mixed with vegetable and animal matters, the following processes are recommended for its detection:—

A small quantity of these substances is to be boiled for

fifteen or twenty minutes, filtered and tested with the various re-agents already mentioned. The hydrosulphuric acid or soluble hydrosulphates, to which a few drops of nitric acid are added, are the best tests, as the yellow sulphate of arsenic is detected with difficulty; when such suspected matter is much coloured, it will not be easy to recognize the precipitates; and then a concentrated solution of chlorine should be added, and by this means the arsenious will be converted into arsenic acid, which is very soluble. On filtering the liquor, we are to observe if it give a white precipitate with lime water or baryta, a whitish blue with acetate of copper, a brick red with nitrate of silver. If this liquor is boiled with hydrosulphuric acid, the yellow sulphur of arsenic is formed.

When the liquor obtained by the first operation contains animal matter, which prevents the deposition of precipitates, it is to be evaporated, an excess of nitric acid is to be added and carried to the boiling point, which will destroy the animal matter; the excess of acid is to be saturated with potass, a few drops of hydrosulphuric acid gives a precipitate of yellow sulphur of arsenic.

The contents of the stomach may contain arsenious acid in a solid or fluid state; when solid it may be mechanically mixed, and subside on simple decantation. If the quantity amount to a grain, it is said to be large, and is to be divided into three portions; the first is to be mixed with charcoal or black flux, prepared by deflagrating one part of nitrate of potass with two of supertartrate of potass, and sublimed in the manner mentioned by Dr. Christison in the subsequent extract; the second part should be boiled in distilled water until dissolved, and a drop or two of the solution placed on three different watch crystals; nitrate of silver should be added to one, when a yellow precipitate takes place; sulphate of copper and ammonia to the second, when a deep green deposit occurs; and sulphuretted hydrogen should be brought in contact with the third, when a yellow precipitate or stain will be produced.

Dr. Christison examines the tenth of a grain in the following manner:—

“ The only instrument which should be used by the inexperienced, and the instrument which the chemist will always prefer when it is at hand, is a glass tube. When the quantity of the oxide is very small, it should not exceed an eighth of an inch in diameter.

“ The proper material for reducing the oxide of arsenic is freshly ignited charcoal. With this substance the whole metal of the oxide of arsenic is disengaged. The black flux, which is usually recommended, is ineligible, if the quantity of oxide is very small; for only a part of the metal is disengaged, the remainder continuing in the flux, probably in the form of arseniuret of potassium. If the quantity operated on is large, it should be mixed with the charcoal or flux before it is introduced into the tube; if on the other hand it is small, a better plan is to drop it into the tube and cover it over with charcoal. The materials are to be introduced along a little triangular gutter of stiff paper, if the tube is large; but with a small tube it is preferable to use a little brass funnel, to which a brass or silver wire is previously fitted, for pushing the matter down when it adheres. In either of these ways the side of the tube is kept quite clean, which is a point of great consequence, especially when the black flux is used. In delicate experiments the material should not be closely impacted in the tube. By far the best method of applying heat is with the spirit lamp, at first suggested by Mr. Phillips. The upper part of the material ought to be heated first, and with a very small flame. Afterwards the heat should be applied to the bottom of the tube, the flame being previously enlarged by drawing out the wick with a pair of forceps. A little water, disengaged in the first instance, should be removed with a roll of filtering paper, before a sufficient heat is applied to sublime the metal. Whenever the dark crust begins to form, the tube should be held quite steady, and in the same part of the flame. By these precautions a well-defined crust will

be procured with facility, even by a mere tyro in practical chemistry, as I have ascertained by repeated trials."

The appearances of the arsenical crust, formed by the process stated in the concluding paragraph of the last article, are, according to Dr. Christison, imitated by no substance in nature. This is a most important conclusion, as Dr. Paris, Dr. Smith and Dr. Beck, have questioned the accuracy of the test by reduction. If any one persevere in denying the value of this test, the following process is considered certain—indeed, almost infallible. It consists of oxidation by heat, according to Dr. Christison:—

"The best method of applying this part of the test is to heat the ball containing its flux deprived of arsenic, to attach a bit of glass tube to the end, and to draw it gently off in the spirit flame, taking care to prevent the flux being driven forward on the crust. This being done, the whole crust, or, if it is large, a portion of it, is to be chased up and down the tube with a small spirit lamp flame till it is all converted into a white powder. In order to show the crystalline form of the powder distinctly, let the flame be reduced to the volume of a pea by drawing in the wick, and let the part of the tube containing the oxide be held half an inch or an inch above it. By repeated trials sparkling crystals will at length be formed, which are octahedres,—the crystalline form of arsenious acid. The triangular facettes of the octahedres may be sometimes seen with the naked eye, though the original crust was only a fiftieth of a grain or even less; and they may be always seen with a lens of four powers, the tube being held between the eye and a lighted candle, or a ray of sunshine, either of which is preferable to the diffuse daylight for making this observation. For the success of the oxidation test it is indispensable that the inside of the tube be not soiled with the flux, if the flux contained an alkali; because the alkali would unite with the oxide. It is also requisite not to heat the tube suddenly so as to redden it before the oxide is sublimed; because then the oxide unites with the glass, forming a white, opaque enamel.

“ Such is the best and only process I should recommend for the detection of arsenic when in its solid form.”

When arsenious acid is mixed with the contents of the stomach, we should remember that various animal and vegetable principles are present, such as albumen, mucus, tannin, and caseum. To separate the acid, we must add silver, copper, lime or sulphur, which will form a compound, from which the poison can be subsequently disengaged. But Dr. Christison has proved the fallacy of these tests. He has shewn that nitrate of silver will cause a yellow precipitate with animal matter, similar to that produced when arsenic is present. A similar effect resulted from the sulphate of copper. He recommends the following experiment in preference to all liquid re-agents. His object is to procure sulphuret of arsenic, which he accomplishes by transmitting sulphuretted hydrogen through the solution. Acetic acid is to be first added in excess to the suspected liquor, for the purposes of neutralising any alkali that may be in the stomach, and of precipitating animal principles. The fluid is filtered, and a stream of sulphuretted hydrogen is passed through it for a quarter of an hour, when, if arsenic is present, a lemon coloured precipitate is thrown down; or if the quantity is small, it is suspended in the fluid; in both cases it is necessary to boil the fluid, in order to expel any excess of sulphuretted hydrogen, which would otherwise retain the sulphuret of arsenic in solution. This test discovers arsenious acid in one hundred thousand part in water. The sulphuret of arsenic is to be mixed with recently ignited charcoal and carbonate of soda, and reduced in a tube as already described. The following mode of deflagrating the sulphuret of arsenic is recommended, in preference to those proposed by Berzelius and Christison, by the Commentator, on the processes of the latter, in the *Lancet* :—

“ About a scruple of powdered nitre should be melted by the heat of a spirit lamp in a green glass tube about six inches long and half an inch in diameter; the impure sul-

phuret of arsenic should then be dropped into it in minute particles, one by one ; in this manner the decomposition of the organic matter usually takes place without flame, or at most with minute scintillations, and the sulphuret of arsenic is converted into the sulphate and arseniate of potass ; the tube should then be allowed to cool, and boiling water added to dissolve the saline mass ; the solution should then be filtered. Instead of lime water, we would now add the nitrate of silver, which causes a brown red precipitate of the arseniate and sulphate of silver, which is exceedingly insoluble in water. Finally, this precipitate should be dried, mixed with recently ignited charcoal, and reduced in a tube.

“ We feel confident that this method will succeed in experienced hands in many instances in which the complex precipitations of animal matter by the nitrate of silver, would frustrate the analyser’s expectations.”

The following information as to the detection of the other preparations of arsenic, by the same writer, are so valuable that I place them before the reader :—

“ Such are the several modes of proceeding in our search for arsenious acid. As we before observed, however, there are many other arsenical poisons which would elude this mode of analysis : we may particularize the arsenite of copper (Scheele’s green), and the yellow sulphate of arsenic, orpiment : or King’s yellow. The two last, being entirely insoluble in water, remain undissolved in the solid contents of the stomach ; it will be recollected also, that the arsenious acid, on the one hand, is liable to be converted into the yellow sulphuret by sulphuretted hydrogen in the stomach, or in the alimentary canal ; and, on the other, that the orpiment of the shops almost invariably contains the arsenious acid.

“ After the boiling and filtering, therefore, which constitute the first step in Dr. Christison’s process for the arsenious acid, the solid matter should again be collected, introduced into a stoppered phial, and some weak ammonia added,

which will take up either orpiment or Scheele's green. After a few hours the mixture should be filtered, and acetic acid added to the fluid which passes through, when, if it contain the arsenite of copper, a green precipitate is slowly formed; if it contain the sulphuret of arsenic, a yellow precipitate is soon deposited. If the precipitate be green, we have to seek for two metals in it, arsenic and copper. The first is recognised easily, by mixing the powder with charcoal and dried carbonate of soda, and heating it to redness in a tube, when the metal is reduced and sublimed, leaving behind it the copper, which may be detected by dissolving the residuum in dilute nitric acid, evaporating to dryness, mixing the dried mass with an equal quantity of borax, and acting on it with the blowpipe on charcoal. In the exterior flame, it forms a globule of beautiful green glass, which in the interior flame is coated with metallic copper, though the quantity be not more than the 500th part of one grain. For directions on the use of the blowpipe, see the article on lead.

“ If the deposition from the alkaline solution be yellow, it should be reduced in the manner already detailed, which it is superfluous now to repeat. It is here, however, necessary to re-dissolve the residuum in the tube, in water, and add a drop or two of a solution of the acetate of lead, which becomes blackened, both experiments indicating that the yellow precipitate is the SULPHURET of arsenic.

“ The arsenical poison may also have been the arseniate of potass. Orfila has besides very recently asserted, that the arsenious acid is liable to be converted into the arseniate of ammonia, when the body in which it is contained has long been exposed to decay. A portion of the fluid prepared with acetic acid, according to Dr. Christison's plan, should, therefore, before transmission of sulphuretted hydrogen, be touched with nitrate of silver, which in any solution will show the presence of the arseniate. Should a brown precipitate occur, it is to be collected for reduction with charcoal. The remark, however, applied to Dr. Vena-

bles' proposal, must be remembered here. Great difficulty, arising from empyreuma, will occur in the reduction; a difficulty which, as yet, we have not been able to overcome.

"How far the additional step of examining the solids is actually necessary in this country, it may be difficult to determine. Dr. Duncan has seen one case of poisoning by Scheele's green, which he detected in pills, and a second of poisoning by orpiment, which had been mixed with tea. At any rate the additional experiment turns the solid substances to account, which in Dr. Christison's analysis are altogether neglected."—*Lancet*, 1831, vol i.

Sedillot informs us that there are two sulphurets of arsenic, the orpiment and realgar, from which, if heated with potass, metallic arsenic will be obtained by sublimation. MM. Geizer and Reiman, digest the mixture for some time with liquid ammonia, it is then filtered, and hydrochloric acid added in excess. If a yellow precipitate occurs, it is an indication of arsenic; but when there is no precipitate, we cannot pronounce negatively; the fluid is to be evaporated to dryness, more ammonia is added, and the admixture is saturated as before with hydrochloric acid; on adding a few drops of hydrosulphuric acid, a yellow precipitate takes place, if arsenic is present.

Arseniates of potass, soda and ammonia, when projected on live coals, volatilise in the form of arsenic acid. Mixed and heated with charcoal, metallic arsenic will be obtained.

Action of arsenic, and the symptoms it excites in man.—Arsenic acts in two ways, most commonly by inducing inflammation of the gastro-intestinal mucous membrane, or by lowering or arresting the action of the heart. Again, its effects may be purely narcotic. It may destroy life, and leave no mark of disease to account for death. It proves deleterious when applied to wounds, and sometimes even to ulcers, and when injected into the vagina or rectum.

To whatever part it is applied, unless death speedily follow, it almost always produces inflammation of the stomach; even this inflammation is in some instances more

intense when the poison is applied to the external surface of the body. From the experiments of Morgan and Addison, all poisons appear to act through the nerves. Dr. Christison thinks farther experiments necessary to confirm this conclusion ; but he has not offered a valid objection to this opinion.

Medical witnesses are often asked what is the smallest dose of arsenic which proves fatal ? This question cannot be answered but vaguely. The quantity is not as yet determined ; and of course a great deal must depend on the state of health, age, habit, diet, in a word, on concomitant circumstances. Hahnemann thinks four grains will prove fatal in twenty-four hours. Christison has related a fatal case of a child four years old, in which death took place in six hours, from four and a half grains in solution. The smallest fatal dose of solid arsenic he has read of was thirty grains. He thus describes the order of symptoms of poisoning with arsenic :—

“ The symptoms of poisoning with arsenic may be advantageously considered under three heads. In one set of cases there are signs of violent irritation of the alimentary canal, and sometimes of the other mucous membranes also, accompanied with excessive general depression, but not with distinct disorder of the nervous system. When such cases prove fatal, which they generally do, they terminate for the most part in from twenty-four hours to three days. In a second and very singular set of cases there is little sign of irritation in any part of the alimentary canal ; perhaps trivial vomiting or slight pain in the stomach, sometimes neither ; the patient is chiefly or solely affected with excessive prostration of strength and frequent fainting ; and death is seldom delayed beyond the fifth or sixth hour. In a third set of cases life is commonly prolonged at least six days, sometimes much longer, or recovery may even take place after a tedious illness ; and the signs of inflammation in the alimentary canal are succeeded or become accompanied about the second or fourth day or later by symptoms of irritation

in the other mucous passages, and more particularly by symptoms indicating a derangement of the nervous system, such as palsy or epilepsy. The distinctions now laid down will be found in practice to be well defined, and useful for estimating in criminal cases the weight of the evidence from symptoms."

It is now ascertained that persons to whom arsenic is criminally administered, combined with food, do not experience that acrid burning taste in the mouth and throat, so long considered characteristic of this poison. The first symptoms are usually sickness and faintness, which generally commence in fifteen minutes, though in some cases they do not happen—indeed, no symptom has been observed for five hours (Orfila). The patient commonly survives twenty-four hours, seldom more than three days, but may be destroyed in three hours, or survive for weeks. The symptoms commence in a few minutes, and this is a point of great importance to the medical jurist, as it enables him to detect persons who allege they had not felt them for some hours after the supposed poison was exhibited. In general, we observe in a few minutes after the sickness has commenced, there is intense burning pain in the stomach, which is greatly aggravated by pressure. Retching and vomiting ensue, especially when drink is taken, there is often a sense of dryness, heat and tightness in the throat, exciting a desire to drink; but this train of symptoms may be absent. The powers of swallowing and speech are greatly diminished, and there is often a sense of suffocation. The fluid which is vomited is yellow or green, and sometimes streaked with blood. There is sometimes diarrhoea or bowel complaint, or a sense of burning heat, or actual inflammation along the digestive tube from the mouth to the anus. In other cases, the large intestines do not suffer. Again, the genito-urinary organs of both sexes may be irritated or inflamed, and of course their functions deranged. In consequence of the intense pain or inflammation in the stomach or bowels, the diaphragm cannot act freely, and the respiration will be

more or less impeded. There are convulsive twitchings of the trunk and extremities, violent cramps of the legs, the pulse is small and soon imperceptible, the extremities cold, clammy and livid, the countenance is pale and sunk, the tongue and mouth are dry, and often covered with white ulcers or aphthæ, delirium supervenes, and death closes the scene. In some cases the person expires calmly, in others with convulsions. When the sufferer survives for days or weeks, the body may be covered with eruptions of various kinds, sometimes resembling small-pox, petechiæ, miliaria, &c. In some cases a remission of all suffering takes place on the second day; but this is delusive, as all the bad symptoms usually return with increased force.

These are the chief symptoms of poisoning by arsenic, but it is to be always recollected, that many of them may be absent, others less violent, and that they are not all present in every case. In a former number of the *London Med. and Surg. Journ.* (*Med. Repos.* vol. ii.), Dr. Yelloly, of Norwich, related the case of a lad, aged sixteen, who died in twenty hours, from having taken half an ounce of the white oxide—he never complained of pain, though gastro-intestinal inflammation was indicated by sickness, vomiting and purging. Another extraordinary circumstance in this case was the slowness of the pulse, which was 40, and after some time only 30. Upon the whole, however, the symptoms of poisoning by arsenic are in general very uniform.

In some cases, when the patient dies within four or six hours, there is not sufficient time for the development of the symptoms related above. Here we have faintness amounting to syncope, stupor, coma or convulsions. There may be slight vomiting, but the symptoms of narcotism are prominent. In these cases, though half an ounce of arsenic may be found in the stomach, this organ will be healthy. Yet the patient has been destroyed in eight hours. The poison is supposed to act on remote organs, of course by nervous sympathy. Morgagni, Chaussier, Orfila and Christison cite examples of poisoning by arsenic, in which the

stomach and bowels were healthy. Again, the inflammatory symptoms may disappear, or nearly so, and nervous symptoms supervene, as coma, palsy of the arms or legs, hysteria or mania. These occur when the patient has taken a small quantity, or from having vomited soon after, or when death takes place after a protracted illness. Delirium, tetanus, convulsions and coma, may be produced by the poison under notice. The preceding remarks contain, I believe, all that is absolutely determined of the effects of arsenic, when swallowed, on the human subject. I have drawn information from all sources, and very largely from Professor Christison, whose language I have often condensed. Every fact stated might be corroborated by authorities, many of which will be found in his erudite and standard work. The object of these essays is to inform the student and young practitioner of the exact state of science on all topics discussed, and not to load his memory by references.

Medical jurists and toxicologists are almost universally of opinion that symptoms alone can never supply decisive proof of the administration of arsenic. This opinion is correct in the majority of cases, as the symptoms are only burning pain in the stomach and bowels, vomiting and purging, oppressed circulation, excessive debility, and speedy death. These symptoms are characteristic of cholera, but I fully agree with Dr. Christison, that when the inflammatory and nervous symptoms, already detailed, have been present, the evidence is conclusive. This able author relates some cases in proof of this conclusion, which no jurist can question. He properly maintains, that it is probable within the bounds of possibility, but in the highest degree improbable, that disease can produce the train of symptoms consequent on poisoning by arsenic.

The Morbid Appearances do not always enable us to pronounce a positive opinion that poison has been taken. In many cases there will be no redness in the mucous membrane of the gullet, stomach, or intestinal tube, though in general such appearances are present. Nor can these be

distinguished from ordinary results of disease. This fact is well attested by M. Andral, in his account of hyperemia of the gastro-intestinal mucous surface. (*Pathology*). Black elevated spots on this surface sometimes appear, and, in the opinion of the Edinburgh Toxicologist, are held to be diagnostic; but Andral mentions such appearances in cases in which there was no symptoms indicative of intestinal disease. The softening of the mucous coat of the stomach, or perforations of the three coats of this organ, are the result of disease, as well as the effects of poisoning by arsenic; and here I must remark, that Andral thinks more evidence is wanted to warrant the conclusion of Mr. Hunter, which ascribed such condition to the influence of gastric fluid after death. *Op. cit.* The older jurists said arsenic eroded or corroded the stomach, which is a palpable mistake; and this substance has no chemical affinity for animal matter, and is not a corrosive. The presence of black clots of blood in the stomach, is a strong proof that arsenic has been administered. It is to be recollected, however, that in mælena or yellow fever, the black fluid, or black vomit, as it is vulgarly denominated, may exist in large quantity in this organ without any breach of surface.

Arsenic is generally found adherent to the stomach, though vomiting may have continued for thirty-six hours. Every white powder found in the stomach is not to be mistaken for arsenic; the proper tests must determine the presence of the poison. It is singular that the rectum may be ulcerated, and the rest of the large and small intestines may be healthy. The mucous membrane of the windpipe and lungs may be inflamed, as also the inner surface of the heart, or there may be absolute inflammation of the lungs. The cardiac appearance is equivocal, though much dwelt upon by Sedillot. The sexual organs are said to be black and congested, but little reliance is to be placed on these appearances. Dr. Christison cites numerous cases to prove, that when arsenic is retained in the stomach and bowels, putrefaction is impeded even for days, weeks, or months.

It has been said that the vessels of the brain are congested by the poison under notice ; but little reliance can be placed on such appearances. Upon the whole, little certainty can be placed on the pathological appearances produced by arsenic, though they afford strong presumptive evidence.

With respect to the treatment of this species of poison, it is now determined that the chemical antidotes are of little use. Milk is the best fluid, and should be drank freely. If vomiting come on, the milk should be continued, and inflammation prevented by free depletion, and large doses of opium ; local bleeding is of little use. Castor oil and opiate suppositories are highly valuable.

Preparations of Copper.—Two preparations of copper have been used as poisons, the deuto-acetate (crystallized verdigris) and the deuto-sulphate (blue vitriol). Solutions of these, as well as of nitrate of copper, are of a fine blue colour. Potass, soda, and baryta decompose them, and precipitate the deutoxide in the state of hydrate. Hydro-sulphuric acid and the soluble hydro-sulphates, give a precipitate of the black sulphuret of copper. When a plate of iron is immersed in the solution, it is covered with a coat of copper.

The sulphate of copper is used instead of yeast for the fermentation of bread. The preparations of copper can seldom be disguised, on account of their colour, and are rarely administered as poisons. It is to be borne in mind, that there is scarcely an article of food or drink which may not be impregnated with copper, if kept in copper vessels after having been boiled. The impregnation does not take place during boiling, but after cooling, and is caused by alimentary matters invariably containing some acid or fatty matter. The detection of combinations of copper in vegetable and animal mixtures, is not as yet satisfactorily determined. The reader will find all the information on this subject in Dr. Christison's work on Poisons. The white of eggs is the best antidote for the poisonous preparations of copper.

Preparations of Antimony.—Tartarized antimony, or tartar-emetic, is the preparation of antimony which most commonly produces poisonous effects.

“By far the best re-agent,” says Dr. Christison, “is *sulphuretted hydrogen*. In a solution containing only an eighth part of a grain per ounce, it strikes an orange red colour, which, when the excess of gas is expelled by heat, becomes an orange red precipitate; and if the proportion of salt is greater, the precipitate is thrown down at once. The colour of the precipitate is so peculiar as to distinguish it from every other sulphuret; but if any doubt regarding its nature should occur, it may be known at once by the process of reduction with hydrogen gas.

“Tartar-emetic, like the soluble salts of mercury and copper, is decomposed by various organic principles. All vegetable substances that contain a considerable quantity of tannin, have this effect; of which an example has been already mentioned in the action of infusion of galls. Decoctions of cinchona bark decompose it still more effectually. The animal principles do not act on tartar-emetic, with the exception of milk, which is slightly coagulated by a concentrated solution. Many vegetable and animal substances, though they do not decompose it, alter the operation of the fluid tests. Thus tea, though it does not effect any distinct decomposition of the salt, will prevent the action of the gall nut infusion; and French wine gives a violet tint to the precipitate with that test and with sulphuric acid. The sulphuretted hydrogen gas, however, acts, according to Dr. Turner, under all circumstances, and always characteristically, whatever the colour of the fluid may be. He found that when transmitted through a diluted solution in tea, porter, broth and milk, with certain precautions to be mentioned presently, he procured a precipitate which either shewed its proper colour at once, or did so at the margin of the filter on which it was collected.

The best mode of shewing the presence of antimony is the method proposed by Dr. Turner. He places a little of the sulphuret of antimony in a horizontal tube, transmits hydro-

gen gas through it, and when all the air of the apparatus is expelled, heat is to be applied to the sulphuret with a spirit lamp. Sulphuretted hydrogen is evolved, and metallic antimony is left if the current of hydrogen is gentle, or it is sublimed if the current is rapid. When there is much animal or vegetable matter present, the metal is not always visible. It is to be heated in an open tube, when it oxidates, and sublimes in the form of a white powder, which glimmers, but is not crystalline and adamantine, like oxide of arsenic"—*On the Detection of Antimony in mixed Fluids, Edin. Med. and Surg. Journ.* xxxviii. 71.

When tartar-emetic is taken into the stomach, it produces vomiting, violent pain in the stomach, colic pains and purging—in a word, inflammation of the gastro-intestinal mucous membrane. There are violent cramps of the limbs. In some cases there have been eschars and perforations in the intestinal canal. This medicine is now given in repeated doses to the extent of sixty or eighty grains in pneumonia, without any poisonous effects—a fact which proves it is not so dangerous as formerly supposed. When applied to the skin, it sometimes induces severe nausea; two instances of which have fallen under my observation. One patient was an adult male, the other a female. The best antidote for this poison is a decoction of yellow bark, or the tincture, if it can be procured, or the bark in powder. Vomiting should be first induced by copious draughts of warm water, or by tickling the throat with a feather, or a finger. When the poison is evacuated, opium is useful, but we must recollect the danger of gastro-enteritis, and act accordingly.

Preparations of Tin, Silver, Gold, Bismuth, Chrome, and Zinc, are rarely employed as poisons, and very little is known of their effects. The reader must consult systematic works on jurisprudence for information as to the effects of these metals.

Preparations of Lead.—The preparations of lead which claim especial attention are, litharge, red lead, white lead, and sugar of lead, or, according to chemical nomenclature, the protoxide, deutoxide, carbonate, and acetate. The com-

mentator on Dr. Christison's work in the *Lancet*, objects to the re-agents proposed by that distinguished writer, namely, the chromate of potass, hydriodate of soda or potass, and metallic zinc. These, he says, may be applied, by an inexperienced person, to a copper solution, and positive testimony given to the detection of lead. He therefore prefers the reduction process, which is extremely easy, and affords the most satisfactory evidence.

A small hollow should be scraped in a piece of dense fine charcoal, and in this the sulphuret should be placed, moistened with a drop of distilled water, in order to make it adhere to the support; it should then be touched with the *interior* or blue flame of the blowpipe, when the reduction almost instantly takes place. The little globule of metal should then be removed and examined, for we have now to distinguish it from silver, which, take it in the pure state, is a white, shining, and a soft metal; the globule should, therefore, be flattened by gentle pressure, replaced on the charcoal, and touched with the *furthest* point of the flame, when it quickly disappears, and on withdrawing the charcoal, two beautiful concentric circles of red and yellow remain, being the yellow and red oxide of lead. Nothing can be so conclusive as this experiment, and its success is perfectly certain.

When a soluble salt of lead is taken to an excessive dose, the phosphate of soda, or sulphate of soda or magnesia, should be administered as soon as possible, and vomiting speedily excited; an insoluble sulphate or phosphate is thus produced, and an effectual antidote supplied. A point now remains for consideration, which Dr. Christison has entirely omitted, viz. the means of detecting lead in the condition of the extremely insoluble phosphate or sulphate contained in the vomited matters; for this purpose the matters should be agitated with a considerable quantity of water; this mixed with solid matter, the phosphate or sulphate from its weight quickly subsides, and should be collected, washed, and heated to redness with charcoal in a glass-tube; phosphuret,

or sulphuret of lead is thus generated, either of which may be reduced by the blowpipe in the manner above directed; the reduction should be accomplished in the interior flame, when, if the salt be the phosphate, which the analyst should always inquire, the process presents a modification thus described by Griffin, in his excellent *Manual on the Use of the Blowpipe*, p. 177, and for the accuracy of which description we can vouch from repeated trials.

“ Before the blowpipe alone on charcoal, in the *exterior* flame, it melts, and on cooling forms a dark-coloured polyhedral crystal, the faces of which present concentric polygons. In the interior flame it exhales the vapour of lead; the flame assumes a bluish colour, and the globule on cooling forms crystals, with broad faces inclining to pearly whiteness. At the moment it crystallizes, a gleam of ignition may be seen in the globule. If the crystallized mass be pulverized and heated with borax, there results in the first place a milk-white opaque enamel; upon the continuance of the heat this effervesces, and at length becomes perfectly transparent, the lower part of it being studded with metallic lead.

Another and still easier mode is, to suspend the phosphate or sulphate in water, transmit sulphuretted hydrogen, wash and reduce by the blowpipe-flame. In both cases the concentric circles of red and yellow oxide remain on the charcoal when the flame is removed.

The foregoing extracts and remarks are amply sufficient for the guidance of the examiner of matters of food, drink, &c. suspected to be adulterated with lead, with the exception of cheese, which has been, and is, occasionally, coloured with red lead. In this case the cheese should be chopped into fragments and suspended in water, when, if blackened by sulphuretted hydrogen, the indication may be considered decisive, without further trouble.

Dr. Christison's chapter on lead is still the most interesting ever published. In relation to medical police, it is of immense importance. The narration of the effects of water

on lead will be perused with advantage by the best informed of the faculty. It would be superfluous to copy it here, as the original is in the hands of every scientific practitioner.

Preparations of Baryta.—These have been as yet so seldom employed as poisons, except on the inferior animals, that the student of toxicology may be spared the trouble of considering their detection at present.

Irritative Vegetable Poisons.—This class of poisons seldom comes under the consideration of the medical jurist, and according to Dr. Beck, “vegetable poisons are seldom the instruments of murder.” When death is produced by their operation, it generally is caused by suicide or accident, and the coroner’s inquest is the only judicial investigation which takes place. Besides the greater portion of these poisons so seldom produces death, that the young jurist need not load his memory with most of them, and he must necessarily be acquainted with the effects of several of them, from his study of the *materia medica*. A detail of these is evidently unimportant in a compendious work of this description. It is sufficient for our purpose to state that these poisons have an acrid, sharp, and bitter taste; that they produce nearly the same symptoms as arsenic, mercury, &c. and that the morbid appearances are nearly the same as those originating from the acrid mineral poisons. The symptoms produced by both classes cannot in many instances be distinguished from those arising from diseases.

Orfila’s classification of irritative poisons is adopted in these countries and in the United States of America, and is decidedly the best hitherto proposed. He divides them into four classes;—1, the irritating, corrosive, or acrid; 2, the narcotic or stupifying; 3, the narcotico-acrid; and 4, septic or putrefiant.

Irritative or acrid Poisons, are *veratrum album* (white hellebore), *veratrum viride* (green hellebore), *helleborus niger* (black hellebore), *helleborus fœtidus* (fœtid hellebore), *byronia disica* (byrony), *momordica elaterium* (wild cucumber), *cucumis colocynthis* (bitter apple), *stalagmitis cam-*

bogioides (gamboge), daphne gnidium (spurge flax), daphne mezereum (mezereon), ricinus communis (castor oil plant), euphorbia officinarum (euphorbia), juniperus sabina (savine), rhus radicans et rhus toxicodendron (poison oak), rhus vernix (poison sumach), anemone pulsatilla (wind flower, a—pratensis, sylvestris), and nemorosa, œnanthe crocata (hemlock dropwort), ranunculus acris (butter cups), r—sceleratus (water crow-foot), r—flammula, bulbosus, ficaria, alpestris, &c. colchicum autumnale (meadow saffron), chelidonium majus (celandine), delphinium staphisagria (stavesacre), narcissus pseudonarcissus meadow narcissus (daffodil), gratiola officinalis (hedge hyssop), jatropa curcas (Indian nut), scilla maritima (squill), sedum acre (house-leek, wall-pepper), convolvulus scammonia (scammony), some of the species of lobelia, croton tiglium, and arum maculatum (wake robbin); there are several other plants included under this head, but which are so rarely administered criminally, that they need not be mentioned. Among these are to be included a great number of the drastic purgatives.

The treatment of persons who have taken the poisons of this class, consists in evacuating the stomach by emetics, the exhibition of mucilaginous drinks, and should stupor supervene, the administration of coffee, according to Orfila.—Should inflammation arise, it is to be treated by the usual antiphlogistic measures.

Narcotic Poisons.—Narcotic poisons produce stupor, drowsiness, paralysis, apoplexy and convulsions, and most of them are employed as medicines. Their primitive action is on the brain and spinal marrow, to which parts they are transmitted with the blood, according to the general opinion; but Morgan and Addison contend that they act on the nerves of the blood vessels, or other parts to which they are applied, as mucous surfaces, and not through the blood. This evidence is the most correct and accurate. However they may be introduced into the system, whether through the stomach, rectum, cellular, serous or mucous tissues, they always produce the same symptoms. The aggregate of these symptoms is denominated narcotism.

Narcotism commences by a sense of weight in the head, giddiness, headache, obscurity of vision, stupor or perfect insensibility, followed by nausea, vomiting, profound sleep, which amounts to apoplexy, the respiration is stertorous or slow, the pulse full, slow, and strong, becoming small, frequent, irregular and intermittent. In some cases the imagination is vivid, there may be gay or furious delirium, followed by plaintive cries, violent pains, and convulsions. The extremities flexible, paralysis follows, impressions are unperceived, the pupil is contracted or dilated; and profound sleep or convulsions precede death.

Each poison has its peculiarities, the effects of each being generally the same from certain doses on different individuals.

Autopsy.—There is generally congestion in the vessels of the brain, its membranes and in the lungs, but such appearances may be absent. The heart is flaccid, and the blood black and fluid, though sometimes coagulated; the gastro-intestinal canal offers no trace of inflammation, and when there are signs of irritation in these parts, it is produced by the substances with which the poison was associated. The body remains a long time warm and flexible. It therefore appears that little reliance can be placed on the morbid appearances.

The diseases which may be confounded with poisoning by narcotics, are apoplexy, epilepsy, convulsions, inflammation of the brain, and syncopal asphyxia; the diagnosis of which will be found in the systematic works on Pathology and Practice of Medicine. This important information is also concisely detailed by Dr. Christison, in his work on Poisons, to which I refer the reader.

Opium.—Opium is the poison which most claims the attention of the physician and medical jurist, as there is scarcely any other so frequently employed. It is taken by suicides, it is sometimes mixed with porter and other inebriating liquors, and we often observe its poisonous effects as a medicine. After all that has been written on the effects of this medicine upon man and animals, our knowledge is

still imperfect as to the phenomena it may produce in individual cases. This arises from peculiarity of habit, or what is technically called *idiosyncrasy*. In small doses it is said to act as a stimulant, but a single dose produces but a slight and transient effect. But every one knows that small and repeated doses may produce a sedative effect. Neither will the largest dose always act as a sedative. In a case of *delirium tremens*, I exhibited between laudanum, black drop and tincture of henbane, 960 minims in seventy-eight hours, without inducing the slightest sedative effect. In all painful diseases, a much larger dose than that laid down in books must be administered, and often a stimulating, instead of a sedative effect, will be produced. In tetanus and other spasmodic diseases, we often fail to produce any effect by the largest doses.

The symptoms of poisoning by opium are generally the following:—giddiness, stupor without previous excitement, respiration slow and often stertorous, insensibility to external impressions, power of motion completely lost, eyes closed, or half open, pupils contracted, countenance indicative of perfect repose; pulse slow and full, but may be frequent and small. In a short time the countenance becomes ghastly, the pulse small and imperceptible, and death ensues. If the person recover, he falls into a profound sleep, which may continue twenty-four or thirty-six hours. On awaking he complains of nausea or vomiting. Nothing, however, is more variable than the symptoms attributed by authors to poisoning by opium; even its medicinal effects are undetermined.

The length of time between taking the poison and the commencement of its effects varies. Sometimes the symptoms commence in a few minutes, at other times not sooner than an hour, or even five hours.

The sopor produced can be distinguished from that caused by apoplexy or epilepsy, as the patient can be roused by agitation, loud speaking, tickling the nostrils, &c.; convulsions, though generally present in animals, seldom occur in the human subject. The ordinary duration of a fatal case

of poisoning by opium, is from seven to twelve hours—most persons recover who survive twelve hours; though death may take place long after this period. The quantity of opium capable of causing death is not determined. It varies in different cases. A person has taken eight ounces of crude opium and recovered; and an opium eater has taken nine ounces of laudanum daily with impunity. The smallest dose which has been recorded as fatal, was half an ounce of laudanum, and four grains of opium in cases of adults. We almost daily see infants in this city poisoned by opium; but as this arises from the general practice of exhibiting “sleeping draughts” by nurses, and as these are quack nostrums, we can seldom discover the exact quantity that has been given, more especially as the publicans prepare their diacodium, and the druggists their composing cordials of very different degrees of strength.

The external application of opium to ulcers or wounds, or its injection into the rectum, may cause death.

Action of Morphine and Narcotine.—Many jurists maintain that the effects of morphine on man are similar to those of opium; but others deny the validity of this opinion. Its effects in fatal doses are undetermined. A Parisian graduate swallowed twenty-two grains of the acetate, received no assistance for ten hours, when Orfila was called to see him, who, by depletion, sinapisms, ammoniated frictions to the thighs, stimulating clysters, and acidulous drinks, improved him so much, that in six hours he recognized his physician. When morphine is taken into the stomach, it produces the same effects as the acetate, probably from its combination with the acids in the stomach. The same symptoms supervene as when opium is employed. The cerebro-spinal system is chiefly affected. The morbid appearances are so trivial, that no reliance can be placed upon them. Deportes, Bailly, Chevallier, and Flourens state, that there is great congestion of the encephalic apparatus.

Narcotine.—Magendie, Orfila, and Bailly have experi-

mented with this substance, and disagree as to its properties. The last author has given 120 grains daily, without producing any accident. It is said to be a stimulant ; but Dr. Whiting has lately related to the Medico-Botanical Society, the results of some experiments he made with this substance on his pupils, and in the dose of two grains, the action of the heart and arteries was not increased. I have not discovered the report of any case of poisoning by this substance. Dr. Christison observes, with respect to the detection of opium, “ it may be laid down, therefore, as a general rule, that in poisoning with opium, the medical jurist, by the methods of analysis yet known, will often fail in procuring satisfactory evidence, and sometimes fail to obtain any evidence at all, of the existence of the poison in the contents of the stomach.”

The best test for opium is the following, proposed by Mr. Hare, of Philadelphia, but taught by Dr. Christison before the process was published :—A solution of the acetate of lead is to be added to the suspected fluid in a conical glass vessel, and from six to twelve hours, a precipitate subsides, which is the meconate of lead. A few drops of sulphuric acid are to be poured through a tube on it. On the addition of a solution of permuriate of iron in the same manner, a cherry coloured meconate of iron appears. Philadelphia Journ. of the Med. and Physical Sciences, v. 77. Christison says, the superincumbent fluid, after the precipitate has subsided, should be removed before the application of the sulphuric acid and permuriate of iron ; and observes, that this test cannot be applied to deeply coloured fluids, or to complex organic mixtures.

Treatment of Poisoning by Opium.—The poison is to be removed from the stomach as speedily as possible, by the exhibition of \mathfrak{zss} . to \mathfrak{zij} . of sulphate of zinc, or by the stomach pump. The zinc is the best emetic in these cases. Tartarized antimony is too uncertain. Should the zinc and stomach pump fail, the only other means of evacuating the stomach, is by transfusing a grain of tartar-emetic into a

vein in the arm, great care being taken not to introduce air into the vein. This plan is in general successful, though very seldom resorted to. The patient should be roused and kept moving for six or twelve hours, by the unwearied exertions of strong men. After the stomach is evacuated by means of the emetic and pump already described, diluted vegetable acids, coffee and abstraction of blood, whenever there are signs of cerebral congestion, constitute the best remedies.

In a case of narcotism, induced by forty drops of laudanum, which were exhibited for intense pain in the stomach, the lady having long suffered from cerebral congestion; the respiration was slow, the breathing stertorous, the pupils contracted, the pulse rapid and small, the convulsions present for twelve hours; after the zinc had caused vomiting, venesection was employed three times; the pure liquor of ammonia was applied to the face, chest and thighs, sinapisms to the feet and legs, cupping on the temples, a blister to the neck and between the shoulders, lemonade and coffee freely used, and relief obtained in twelve hours from the commencement of the operation of the opium. Dr. Uwins also saw this case with me, and fully concurred in the treatment. The application of strong ammoniated oil to the inside of the thighs, with sinapisms to the feet, restored a child of four years of age, who had been thirteen hours in a state of stupor from opium. In extreme cases, artificial respiration may save life. There is no antidote for opium; our chief effort should be to remove it from the stomach as speedily as possible.

Hyosciamus.—The root of henbane has been mistaken for parsnip, and that of the wild chicory; and sometimes causes death. The symptoms induced are giddiness, loss of speech, pallidity of the countenance, excessive dilatation of the pupils, and so profound an insensibility of the retina, that the cornea may be touched, without the patient perceiving it—delirium and coma supervene, and sometimes nausea and vomiting; there are all the signs of cerebral congestion, and death speedily takes place. Orfila says,

that the root is inert in spring, but Mr. Wilmer relates six cases of poisoning, one of which proved fatal, by the root gathered in winter.—(*On the Poisonous Vegetables of Great Britain*). Mr. Houlton, late professor of botany to the Medico-Botanical Society, has stated that the hyosciamus is only fit for medical purposes in the second year of its duration. M. Runga, of Berlin, has indicated a new means of discovering poisoning by this plant, by belladonna and thorn-apple. It is to touch the conjunctiva of a cat with some of the liquid, which contains traces of these vegetables, when dilatation of the pupil will be effected, which cannot be induced by any other substance. (*Sedillot*). The appearances on dissection are inflammation of the digestive tube, and sanguineous injection of the cerebro-spinal apparatus.

Lactusa virosa.—This plant, with the lettuce opium, is inferior to opium and henbane, and does not cause fatal effects, except in doses of two or more drachms.

Solanum.—The different species of this plant are said to be poisonous, and to resemble hyosciamus.

Hydrocyanic Acid.—The plants which afford this acid are, bitter almonds, cherry-laurel, peach-blossom, and cluster-cherry. It is the most fatal and powerful poison known. When a few drops of pure hydrocyanic acid are injected into the jugular vein, they cause death with the rapidity of lightning, so that its action must be through the medium of the nerves. When a dose is not sufficient to cause instant death, the respiration becomes slow, convulsions, vomiting, and frequent alvine dejections come on. When the dose is very large, death takes place without convulsions, the patient staggers, and dies in a few seconds. In a case which happened last year, in the borough of Southwark, the man swallowed an ounce of the medicinal acid; he staggered several paces, and walked but a few yards, before he fell and expired. The particulars of this case were detailed in the London Medical Society. It is decided that a large dose causes death in a few seconds, or in a very few minutes.

The morbid appearances after death are equivocal. The tests for this acid are, its peculiar odour in the stomach or blood, the sulphate of copper, the salts of the protoxide of iron, and nitrate of silver. The odour must be perceived by different persons; and, according to Drs. Christison and Turner, the proto-sulphate of iron is a more delicate test than the sulphate of copper. The best mode of treating a case of poisoning by hydrocyanic acid, is the application of cold affusion before or after the convulsions have commenced, and the inhalation of diluted ammonia or chlorine. The liquor ammoniæ should be diluted with twelve times its weight of water. It is always to be recollected that if a large dose, say three or more drachms, of the acid be taken, the effects are so sudden, that no treatment can save the patient.

The essential oils, or distilled waters of the plants named in this article, produce the same effects as prussic acid.

Narcotico-Acid Poisons.—This class of poisons possesses a double action—the one a narcotic, similar to those substances in the preceding classes—the other acrid or irritant, exciting inflammation in the part with which they come in contact, but many of them have very different properties, some exciting tetanic spasms only. Inflammation is not an invariable result. This class is derived from the vegetable kingdom. Their characters are very similar to those of narcotics; but there are some exceptions, as for example, a single dose of some of them may cause narcotism for two or three days, though they seldom prove fatal after twelve hours as narcotics. The poisonous fungi are exceptions, as they may prove fatal as narcotics after the lapse of one, two, or three days. Digitalis has proved fatal as a narcotic, after two or three weeks; and the different species of strychnos have peculiar effects, which cannot be mistaken for the results of disease. The following are the principal species of this class:—colchicum, white hellebore, squill, digitalis, belladonna, stramonium, tobacco, nerium, cœnanthe crocata or hemlock drop-wort, black hellebore, hemlock,

monk's hood, strychnia, or nux vomica, St. Ignatius' bean, strychnia tieuté, which yields the Indian poison, the upas tieuté, the strychnia pseudo-kina, and *S. potatorum*, camphor, cocculus Indicus, upas antiar, poisonous mushrooms and fungi, many species of amanitæ and argaricæ. Orfila divides all these poisons into four groups.

1.—*Meadow Saffron, White Hellebore, Squill, Digitalis, Belladonna, Thorn-Apple, Tobacco, Hemlock, Hemlock Drop-Wort, Black Hellebore, and Monk's Hood.*

All the symptoms caused by these vegetables are indicative of irritation in the intestinal canal and cerebro-spinal system, and they are continued. After their injection into the stomach, we observe nausea and vomiting, numerous alvine dejections, and pain in the abdomen. The patients suffer great agitation, some degree of delirium, convulsive motions of the muscles of the face and limbs, the pupil contracted, the pulse small and irregular, and there are piercing cries. In some there is complete narcotism, the pupil dilated or natural, and insensibility and stupor supervene. The autopsy affords the same characters as produced by the preceding class of poisons.

Colchicum and *Squill* owe their properties to veratrine. The poisonous effects of colchicum are often seen in cases of gout and rheumatism. The root is most active in spring.

Digitalis, when pushed too far, or when it accumulates in the system, produces nausea, vomiting, giddiness, want of sleep, sense of heat throughout the body, pulsation in the head, general depression, sometimes diarrhœa, profuse sweating or salivation. In fatal cases convulsions occur. In using this medicine, the gastro-intestinal membrane ought to be healthy, for its poisonous effects produce manifest symptoms of gastro-encephalic irritation. *Belladonna*, or deadly nightshade, produces a train of symptoms that can scarcely be mistaken. No matter to what tissue it may be applied, whether to the skin round the eye, to the sto-

mach, or to the surface of a wound, there is dilatation of the pupil, and if the dose is poisonous, there is a sense of dryness in the throat, delirium and coma. According to M. Barbier, of Amiens, the symptoms are dryness of the throat, thirst, efforts to vomit, cardialgia, colic, eyes haggard, pupils dilated, confused vision, gay delirium, difficulty of remaining standing, sardonic laugh, trismus or lock-jaw, difficult deglutition, continual agitation, convulsions, subsultus tendinum, rigidity of the back, convulsive motions of the heart, oppression, gangrenous spots on the skin, pulse small and contracted, perspirations, lipothymia or sudden cessation of the heart's action, coldness of the extremities, and death. These symptoms depend more upon the nervous system than on the digestive canal. M. Flourens concludes, from this semeiology, that the tubercula quadrigemina are affected, and become the seat of sanguineous effusion. It is right to mention that the delirium is in some case accompanied with immoderate and uncontrollable laughter, at other times with incessant loquacity, and again with complete loss of voice. The sufferer may follow his ordinary vocation, as happens in somnambulism. The effects of this poison do not disappear so soon as those of opium. In one case the morbid appearances were rapid putrefaction, tumefaction of the abdomen, distention of the penis and scrotum, with foetid serum, softness of the brain and dark vesicles on the skin. In another case there was no unnatural appearance. The best proof of poisoning by this plant, is the detection of berries, husks or seeds in the alvine dejections. The berries are so tempting, that children and adults, very often eat them; and their juice has been mixed with wine.—(*See Adulteration of Aliments.*)

Stramonium or thorn-apple is seldom used in this country as a poison; its effects are delirium, dilated pupil, stupor, and occasionally palsy. The physician should recollect these effects, when his patient has been smoking this plant for asthma. It has been used on the continent of Europe for the purpose of accomplishing female violation, and other

atrocious crimes. Ardent spirits and opium are more generally exhibited for these purposes. In cases of poisoning by thorn-apple, there is great cerebral congestion, and hence venesection is necessary.

Tobacco.—Though this plant is almost universally employed as a luxury, either by smoking or snuff taking, it is a very potent poison, when too freely employed. Young smokers are affected with nausea, giddiness, sudden fainting, or disorder of the intellectual faculties, with quivering pulse. These effects are generally transient, but examples are recorded in which these symptoms were followed by stupor, somnolency and death. The usual symptoms may continue for twenty-four hours, and then gradually disappear. Death has been produced by a clyster, composed of two ounces of tobacco leaves, infused in eight ounces of water. The bad effects may be induced by the application of a leaf to an abraded surface. I have observed this fact in a case of ulcer of the leg, and in cases of excoriated nipples to which an ointment of the leaves was applied. It appears from reports made by several physicians in France, that the men employed in the manufacturing of snuff are in good health, and unaffected by their occupation.

Hemlock.—The root of this virulent poison has been often mistaken for parsley, fennel, asparagus, and most frequently for parsnip; the effects on man are similar to those of opium, belladonna, and thorn-apple, but its irritant action is not established. The aquatic hemlock is the most active. Giddiness, coma, and convulsions are the usual symptoms, the pulse may be reduced to thirty, and the recovery similar to that of the opium. The autopsic characters are, congestion in the head, fluidity of the blood, it often escaping at the nose, and much cadaverous lividity. Examples are detailed, which arose from persons mistaking the root for parsnip, and using the leaves with other herbs in making broths.

Enanthe Crocata.—Hemlock drop-wort, is often mistaken for common hemlock by herbalists, which is a matter of serious consequence, as a dose of the extract prepared

from it may prove fatal. The bad symptoms induced by it are heat in the throat and stomach, delirium, stupor, hardly ever proper coma, but generally convulsions, and death may take place from one to three hours. The root is often mistaken for water parsnip. Others affirm that its effects are little different from those of belladonna.

Æthusa cynapium, or fool's parsley, has been mistaken for common parsley, and has been mixed up in sallad, when it produced nausea, vomiting, head-ache, giddiness, somnolency, pungent heat in the mouth, throat, and stomach, difficulty in swallowing, and numbness of the limbs.

Aconitum napellus, or monk's head, is seldom used as a poison. The leaves are less poisonous than the root, and the resinous is more active than the watery extract. In some cases narcotism, and in others the characteristic effects of pure acrids are observed. Fatal effects have been caused in France by the spirituous infusion or tincture of the root, as will be seen in Christison's work on Poisons.

Helleborus niger, or black hellebore, was considered by the ancients as a specific for mental alienations. It is a violent narcotico-acrid poison. The symptoms are nausea, vomiting, the circulation is arrested, the respiration constrained, the tongue is protruded and pendant from the mouth, vertigo and trembling seize the animal, which tumbles on its side and expires with tetanic convulsions, with opisthotonus or emprosthotonos.

The morbid appearances are inflammation in the digestive canal, especially in the large intestines, the lungs are gorged with blood, are hepatised and red.

2. *St. Ignatius' Bean, Nux Vomica, Upas Tieuté, Strychnine, and False Angustura.*

St. Ignatius' bean is a species of strychnos, and contains three times as much strychnine as nux vomica, according to Pelletier and Caventou. The powder of half a bean, which is about the size of an olive, was taken in brandy, and induced tetanus of several hours duration.

Upas tieuté is a species of strychnos, and is supposed to be the most active of the Japanese poisons. It is nearly as powerful as strychnia.

Nux vomica is another species of this genus, and causes death by prolonged spasms of the thoracic muscles of respiration. These muscles may be felt during the fits as hard as bone. These spasmodic fits extend to the whole muscles of the body, and death may occur in the space of one hour, or the person may be affected for twelve hours with milder spasms. The smallest dose which is said to have yet proved fatal, is three grains. The muscles remain rigid in some cases for five hours after death. This state of rigidity does not invariably occur. When the patient is not attacked with spasms for two hours, he is generally safe. Half a drachm of the powder may cause death. I have been lately asked by a wholesale and retail druggist, could half an ounce of nux vomica cause death, as he had sold that quantity to a female, who swallowed it, and died with the symptoms already described. When the powder is taken, we should use the stomach pump, or in its absence emetics, and always recollect that the poison adheres with great obstinacy to the coats of the stomach. The sudden appearance of the spasms enables us to distinguish them from ordinary tetanus, which in general comes on slowly, and is preceded by some symptoms of constitutional derangement. The spasms from nux vomica come on within an hour, or even less. Poisoning by this substance, unless when given in the form of strychnine, is comparatively rare.

Strychnine is the active principle of the preceding poison. It is nearly as powerful a poison as hydrocyanic acid. A sixth of a grain injected in an alcoholic solution into the chest of a dog, has proved fatal in two minutes. (Christison.) In fifteen seconds it begins to act, the animal trembles, and is next seized with stiffness of the limbs. General spasm soon intervenes, the head is bent back, the spine stiffens, the limbs are extended and rigid, and the respiration is constrained by the fixing of the chest. The fit is succeeded

by a calm, during which the senses are perfect, several fits take place, and the animal is destroyed by suffocation.

Brucea, or false angustura bark, produces the same symptoms as *nux vomica*.

3. *Camphor, Cocculus Indicus, its Alkali (Picrotoxine), and Upas Antiar.*

Camphor.—Two scruples of this medicine taken into the stomach in a dose, produced langour, giddiness, confusion, and forgetfulness, in the short space of twenty minutes. Loss of consciousness, convulsions and maniacal frenzy supervened, which were removed by an emetic, which caused the rejection of the drug, though taken three hours previously. In another case, half a drachm was used as a clyster, which was soon followed by indescribable uneasiness. The patient experienced a sensation as if his body was lighter than usual—he staggered, became pale and chilly, and felt a numbness of the scalp. On taking a glass of wine he became better, and for twenty-four hours his breath exhaled a camphorous odour. My friend, Mr. Matthews, of Hunter-street, consulted me in a case in which there was a sense of numbness in the scalp from the use of this medicine, which always occurred whenever the remedy was exhibited. A man had taken one hundred and sixty grains, and recovered without an emetic. The Italian physicians are of opinion that camphor acts specially on the genito-urinary organs, induces erection of the penis, voluptuous reveries, and a sense of heat in the urethra, during the passage of the urine. That vertigo, vivid impression on the eye, head-ache, acceleration of the circulation, and excitation of the genito-urinary organs, announce its action on the brain, cerebellum, and great sympathetic, and that its action is increased by alcohol, and diminished by nitre. (*Annali Universali de Med.* Juin. 1829.) The morbid appearances are injection of membranes of the brain, inflammation of the stomach and intestinal tube, of the ureters, urethra and spermatic cords ;

and every organ in the body exhaling a strong camphorous odour.

Cocculus indicus is sometimes used by brewers to economise hops, contrary to the laws of this country. It is seldom dangerous in the proportion used in manufacturing fermented liquors. It causes vertigo, pallidity of countenance, and tetanic spasm. It contains an alkaloid named picrotoxine.

Upas antiar is a Japanese poison, which is often mistaken for the upas tieuté. It acts like camphor and *cocculus indicus*. M. Andral states that it induces clonic convulsions with relaxations, inflammation of the stomach if injected into the veins; phenomena which are not observable from upas tieuté.—(See *Adulteration of Aliments*.)

4. *The fourth group of narcotico-acrid Poisons includes the poisonous Mushrooms or Fungi.*

Of these the most deleterious are—*amanita muscaria*, *alba*, *citrina* and *viridis*; the *hypophyllum maculatum*, *album-citrinum*, *tricuspidatum sanguineum*, *crux melitense*, *pudibundum* and *pellitum*; the *agaricus urens*, *necator*, *pyrogalus*, *stypticus*, *annularus* and *semiglobatus*. Such is the number mentioned by Orfila and Christison. Dr. Greville, of Edinburgh, describes twenty-six species of eatable mushrooms, but few of these are used. Richard informs us that as a general rule, we should reject those whose taste and smell are disagreeable, those that grow in shady and moist places, those whose taste is bitter and astringent.—Poisonous fungi produce narcotico-acrid effects: sometimes they cause narcotism alone, and sometimes irritation, but most commonly both. The symptoms and morbid appearances have not been fully detailed. The sufferer complains in a few hours after his repast on these substances of nausea, heat in the abdomen, and severe continued pain. Frequent vomiting and purging supervene, there is insatiable thirst, the pulse small, hard and frequent. After some time, general or partial convulsions come on, cold perspiration, drowsi-

ness, though the consciousness remains perfect in general to the time of death.

On the autopsy, numerous spots, of a violet colour, are observed on the skin, the abdomen distended, the stomach and intestines in many places gangrenous, and affording marks of the most intense inflammation, the intestinal tube is very much contracted, the other viscera congested, presenting points of inflammation, the membranes of the brain, the pleura, the lungs and uterus are disorganized.

Secale cornutum, or spurred rye, when mixed with flour in large quantities, has caused violent spasmodic convulsions, and in others dry gangrene; and these effects do not occur at the same time, in the same individual. Two drachms taken at once have caused giddiness, head-ache, flushed face, pain and spasm of the stomach, nausea, vomiting, colic, purging, weariness and weight in the limbs. The French writers divide the effects of this substance into convulsive and gangrenous ergotism; in the latter the feet, hands, nose and ears are affected. It is now admitted by all scientific obstetricians, that the ergot possesses the power of exciting uterine contraction, and of accelerating labour. In my work on Midwifery I have given a full account of the circumstances under which it is useful. I am as satisfied of its power, as I am of that of any medicine in use. It must be properly preserved, or it becomes inert; and inattention to this fact accounts for its repeated failures. I find one drachm sufficient in any case, and this should be given in three doses, either in decoction, infusion, or powder. We should not exceed a drachm and a half, under any circumstances.

5. *The last group of narcotico-acrid Poisons includes Alcohol and Ether.*

The inebriating effects of these alcoholic liquors are so well known, as to require no elucidation. After death the brain will be found congested.

Septic, or Putrefiant Poisons.—Under this head are included cantharides, poisonous fish, venomous serpents, decayed and diseased animal matter.

Cantharides, Blistering Fly.—This substance exerts a special influence on the genito-urinary organs. In large doses it may produce priapism, and excite the venereal appetite, though in some instances it affects the kidneys and the bladder, induces strangury, and no sexual appetite. In some cases it produces no effect on the urinary organs; and whenever it does, such violent constitutional symptoms arise as endanger life. When swallowed in large doses it causes irritation and inflammation, along the gullet, stomach, and intestinal tube, and generally in the genito-urinary organs. The quantity of the powder or tincture which may prove fatal, is not accurately determined. The treatment should consist in emetics, demulcent and oily injections into the bladder, if that organ is affected, and antiphlogistic measures when indicated.

Poisonous Fish.—From idiosyncrasy, or peculiarity of constitution, several of the fishes are poisonous to certain individuals: as oysters, crabs, lobsters, mackerel, muscles, eels, salmon, &c. The symptoms are indicative of local or nervous irritation. In some persons there is an eruption like nettle-rash, in others a coma or peculiar paralysis. In some there are epileptic convulsions and irritation of the stomach. The poisonous qualities of fishes are not determined.

Venomous snakes and insects inflict fatal injury on the human system, but such cases can seldom require attention from the medical jurist; they need no further notice in a compendious work of this kind.

Poisoning by decayed or diseased Animal Matter.—Under this head the medical jurist should consider the diseases caused by infection, contagion, and inoculation, but these subjects are excluded from toxicology, as they belong to state medicine. The flesh of certain animals is sometimes poisonous, as partridge at certain seasons; even honey is sometimes poisonous; and the danger arising from dissection wounds is too well known to require notice in this place. The adulteration of the different kinds of food claim the attention of medical men, and are to be learned from the

the succeeding chapter. Here I give an account of the adulteration of aliments, of milk, of bacon, wine, brandy, vinegar, bread, &c.

General Precepts with respect to medico-legal Researches on Poisoning.—The first axiom laid down by the best jurists is, that we cannot affirm that poisoning has taken place unless we can demonstrate the poison. The questions are, 1st, has poisoning taken place? 2nd, what is the poison? When we answer the first question, the second presents itself as a natural consequence.

The greatest caution is required in giving evidence upon these points, as innocent persons have been executed, and the guilty have escaped, by the conclusions of medical men. We should remember that many diseases simulate poisoning, as cholera, spontaneous perforation of the stomach, ileus, strangulated hernia, and hæmatemesis.

In making the autopsy or post mortem examination, as it is absurdly denominated in this country, we should apply a ligature on the gullet, and another on the rectum, besides one on each orifice of the stomach, so that in removing the whole digestive tube, its contents may be obtained; great care will be requisite in removing the parts, lest incisions or perforations should be made. The contents of the digestive tube should be placed in a glass or porcelain vessel; while the appearances both external and internal of this tube must be carefully noted, and then place the tube in alcohol. We have next to apply the chemical and physical tests, the latter afforded by physiology, pathology, and experiments on living animals. Many of the vegetable poisons may be detected by their physical properties, and we should refer to the special history of those which are most commonly employed by persons in the rank of life of the accused party, or the deceased. Our tests should be of the purest and best description, and we begin our experiments upon small quantities of the suspected matter, reiterate them and vary them, so as to justify our conclusions in the most satisfactory manner. We should preserve the results of each experiment, in order to

procure the quantity of poison, however small that may be, in each portion of the matter examined. We should never communicate our opinion to the magistrate or other persons unless given in evidence, more especially if it is unfavourable to the accused.

In all cases of poisoning, we should endeavour to discover whether the act is one of suicide or homicide. The age of the deceased, his state of health and intelligence, will assist us in arriving at a safe conclusion. Moral evidence will often afford us assistance, and when the prisoner had been dabbling with the poisons, conversing about them, though not conversant with them by profession; when he has purchased poison shortly before the death has taken place, and under false pretences for poisoning rats, for which purpose he has not applied it; when his conduct has been suspicious during the illness of the deceased, such as preventing medical aid being procured, not leaving the patient, attempting to remove or destroy articles of food or drink, or vomited matter; expressing a presentiment of the patient's speedy death; hastening the funeral, opposing the examination of the body, giving a false account of the illness, having quarrelled with deceased, or acquired property by his death, or relieved from his support, or his knowing that the deceased was pregnant by him. We must collect phials, pill-boxes and papers, which are found in the apartment of the deceased. The symptoms in every case are to be ascertained, the indications from the autopsy, the chemical analysis, and the physical properties afforded, are to be duly considered, as also the diseases which stimulate the effects of the supposed poison; such are the leading points which deserve the greatest attention from the medical jurist in his investigation of cases of poisoning.

I cannot conclude this article without formally acknowledging the important information I have derived from the works of Professors Orfila and Christison, as well as from those of the other able medical jurists, whose names are mentioned in the preceding pages.

CHAP. XVI.

Adulterations of Alimentary Matters.

MR. ACCUM, in his meritorious work on Culinary Poisons, gives a comprehensive account of the adulterations of the various foods and drinks which are used by every class of society; and to this valuable production I must refer the reader for the author's details of the sophistication of the necessaries of life. He justly observes, "the traffic in adulterated commodities finds its way through so many circuitous channels, as to defy the most scrutinizing endeavour of individual exertion to trace it to its source." It can, however, be traced to the wine merchant, the distiller, the brewer, the publican, the druggist, the baker, the tea dealer, the butcher, the dairyman, and every one else who adulterates an article of food. I shall notice the most common adulterations.

Wines are adulterated with bitter almonds, or leaves of cherry-laurel, in order to impart to them a nutty flavour; with sweet briar, orrice-root, clary and cherry-laurel water, and elder flowers, to give a high flavour; with alum, to render young and meagre wines bright; with cake of pressed elder-berries and bilberries, to render faint coloured port pale; with red sumach, to colour white wines red; with oak saw dust or sloes, or husks of filberts, to give astringency to unripe wines; with tincture of raisin-seeds, to flavour factitious port; and with a variety of spices to render wine pungent.—*The Vintner's and Licensed Victualler's Guide*, p. 259.

It need not be stated, that most of these substances are poisonous. Acetate of lead, or sugar of lead, is added, for fining or clearing cloudy or muddy white wine; the dangerous and fatal effects of which have been described in the article on Mineral Poisons. (See p. 254.)

According to *The Mechanic's Magazine*, the analysis of a bottle of cheap port wine was as follows:—Spirits of wine,

three ounces ; cider, fourteen ounces ; sugar, one ounce and a half ; alum, two scruples ; tartaric acid, one scruple ; strong decoction of logwood, four ounces.

The Cape wine generally sold, is composed of drippings of the cocks of the various casks, the filterings of the lees of the different wines in the adulterator's cellars, or from any description of spoiled white wines, with the addition of brandy or spoiled cider.

Champagne, Burgundy, Barsac, Sauterne, &c. are poisonous trash, manufactured in London. It appears, by a trial which lately took place in the Court of King's Bench, that the scarce and costly Tokay, the Lachryma Christi, and La Crème Divine, are Sicilian wines of an inferior description. Wines are adulterated in the docks ; inferior articles, false descriptions, substitutions for the one selected, take place there as frequently as elsewhere.

Potass and lime are added to wine for the purpose of arresting fermentation. These are detected by evaporating the fluid, treating it with alcohol, and adding the hydrochlorate of platina, which causes a yellow precipitate ; and oxalic acid forms a white precipitate when lime is present. It is to be recollected, however, that most wines contain a small portion of potass and lime. The salts of lead are detected by adding chlorine, and then successively sulphuric acid, which causes a white precipitate (*sulphate of lead*), hydrosulphuric acid (*black sulphuret of lead*), chromic acid, or a soluble chromate (*yellow chromate of lead*). When sulphuric acid is added without chlorine, the precipitate being dried and calcined with caustic potass, a small portion of metallic lead will be obtained. If one part of water, saturated with sulphuretted hydrogen gas, and acidulated with a small portion of muriatic acid, is added to two parts of wine, a blackish precipitate is thrown down, which being dried and fused by the blowpipe, yields a globule of metallic lead.

When white wines are sweet, and their use, or that of red wines, is followed by colic or pain in the stomach or bowels,

it may be concluded that they have been adulterated with lead.

Alum is detected by dropping a solution of subcarbonate of potass into the wine, which will cause a violet coloured precipitate, or a cloudiness, which will disappear by the addition of muriatic acid, or liquor potassæ. If equal parts of lime water and wine be mixed, a slimy or muddy precipitate occurs when alum is present; and when the wine is genuine, crystals will be deposited in twenty-four hours.

The colouring matters are detected by acetate of lead; when a blue precipitate takes place on its addition, we may suspect the juice of elder-berries, bilberries, or campeachy wood to be the adulteration; and when a red precipitate, red sanders wood, beet or fernambouk wood. When the wine is pure, a greenish gray precipitate is produced. According to Dr. Prout, ammonia causes an olive green precipitate, when wine is adulterated.

Tannin will be discovered by adding a solution of isinglass, when a gelatinous precipitate occurs, whether the wine be Port, Claret, or Burgundy.

Brandy and British Spirits.—Cogniac brandy is imitated by mixing Spanish or Bordeaux brandy, rum, British brandy, British brandy-bitters, cherry-laurel water, almond cake, capsicums, grains of Paradise, burnt sugar, or other colouring matter.

British brandy is a compound of gin, oil of vitriol (*sulphuric acid*), nitrum dulce, or nitrous ether. The gin, rum or whisky, is first distilled, and then the deleterious ingredients are added.—(*The Wine and Spirit Adulterators Unmasked.*)

Jamaica rum is manufactured in “Modern Babylon,” by a bad Leeward Island rum, ale, porter, or shrub, orrice-root, cherry-laurel water, grains of Paradise, or capsicums. The ripe taste of old rum or brandy is imparted to new liquor by oak saw dust, or tincture of raisins. The poisonous cherry-laurel water gives a cordial flavour, and sugar of lead may be included among the ingredients.

Gin, "the real comfort," "the liquid fire," alias "blue ruin," is patronised by the poor of "the queen of cities," for its genuineness. The ingredients in this compound are whisky, water, oils of vitriol, turpentine, juniper, cassia, carraways, and almonds, sulphuric ether, orrice and angelica roots, capsicums, grains of Paradise, sugar, lime water, spirits of wine, and heading.—(See a work entitled, "*Deadly Adulteration and Slow Poison, or Disease and Death in the Pot and in the Bottle, &c.* 1830.")

Brandy is adulterated with pepper, long pepper, capsicum, and stramonium. On evaporating the fluid, the taste of these ingredients becomes more evident. When cherry-laurel leaves have been steeped in brandy, the proto-sulphate of iron, causes a blue precipitate (*Prussian blue*), or the material from which prussic acid is obtained. When alum is present, chlorine is to be passed through the fluid, then filter and evaporate to a third, and a reddish deposit takes place. When water and alcohol are added to brandy, litmus paper is not reddened, which always takes place if the liquor is genuine.

The adulteration and false strength of spirituous liquors, as brandy, rum, malt spirits, are detected by diluting the liquor with water, when the acrimony of the capsicum, pepper, or grains of Paradise may be easily discovered by the taste.

If we distil a quart of the suspected liquor, the residuum, if capsicums or grains of Paradise are present, will retain a hot pungent taste. If chalk is dropped into adulterated liquor, and a milkiness appears, either sulphuric or nitric acid is present, for in genuine spirit the chalk will lie at the bottom. The purity of spirits may be ascertained by igniting a quantity of the fluid in a spoon, when, if unadulterated, the whole will burn away without leaving any moisture. Lead may be detected in the same manner, as mentioned when mixed with wine.

Cider and *Perry* often contain lead, which will be precipitated by a solution of molybdate of potass, however small the quantity. A white deposit takes place.

Vinegar, when prepared from wine, gives an abundant precipitate with acetate of lead; and when reduced by evaporation to a fourth or sixth of its volume, deposits crystals of supertartrate of potass, or cream of tartar. When vinegar is prepared from cider, it does not possess these characters—it gives a copious precipitate with oxalic acid and nutgalls; and if evaporated to the consistence of syrup, it affords a residue slightly acid, glutinous, of the odour of apple. When adulterated with sulphuric or muriatic acid, baryta detects the former, and nitrate of silver the latter. But as all vinegars contain sulphates and hydrochlorates, we should experiment upon a quantity of suspected and pure fluid, and compare the results.

Beer and ale are adulterated with the following poisonous ingredients, according to the evidence laid before the Committee of the House of Commons in 1819:—

Cocculus Indicus, a powerfully narcotic and intoxicating drug (see p.271), hard multum, a compound of a poisonous Indian berry, opium, &c. nux vomica, and Ignatius' bean, two of the most powerful poisons (see p.269), opium, tobacco, extract of poppies, henbane, Bohemian rosemary, burnt sugar, and heading, which is green copperas, or sulphate of iron. In the possession of one adulterator, 310lbs. of copperas, and 560lbs. of hard multum, were found and condemned. Capsicums, grains of Paradise, molasses, liquorice-root, wormwood, aloes, bitter oranges, quassia, lime, marble-dust, oyster-shells, hartshorn, &c. (*Lardner's Cyclopædia—Domestic Economy.*—By Mr. Donovan).

Mr. Child, in his Treatise on Brewing, recommends “a dash of vitriol for making new beer old; and also alum.”

Bread and flour are sophisticated with powdered gypsum, or plaster of Paris, whiting, slacked lime, chalk, finely powdered granite, pipe clay, particularly white Cornwall clay, flour of garden peas and horse beans, potatoes, bone-ashes, alum, sulphuric acid, sulphate of copper, subcarbonates of

ammonia, potass, and magnesia, alum, mixed with salt is one of the commonest ingredients.

The subcarbonate of potass is used to cause the bread to swell or rise. It is detected by steeping the bread in distilled water for twenty-four hours; the solution is then to be filtered, and will turn syrup of violets green, and give a yellow precipitate, with hydrochlorate of platina, and effervesce with nitric acid. When we wish to discover alum, the preceding solution will give a precipitate with ammonia and potass, the sulphuric acid will unite with baryta, and if the solution be evaporated, crystals of alum will appear. Sulphate of copper, or blue vitriol, is obtained by burning the bread to a cinder, and heating it with diluted sulphuric acid. It becomes of a sky-blue by the addition of ammonia, and affords a black precipitate by hydrosulphuric acid, a red one by sulphate of potass, and it deposits a coat of metallic copper on a polished piece of iron. Flour is always mixed with sand, occasioned by the friction of the millstones during grinding; and the quantity which each individual swallows annually is estimated at 6lbs.—(*History of Inventions.*) Good bread is spongy, and will keep for some days, whereas the adulterated description crumbles and becomes mouldy in a few days. If bread be sliced and boiled slowly, a deposition of the earthy ingredients will be found in the form of a white powder on the bottom of the vessel.

Tea is imitated and manufactured in this country with dried leaves of the white and black thorn, elder, birch, ash, &c. and the colouring is effected with catechu, logwood, verdigris, copperas, Prussian blue, carbonate of copper, and Dutch pink. The leaves are boiled, then pressed, and baked on plates of iron, or of copper, and lastly coloured. So far back as 1783, it is stated, in a Report of the House of Commons, that “the quantity of fictitious tea manufactured from sloe and ash leaves, in the different parts of England, to be mixed with genuine teas, was computed at more than four millions of pounds weight.” This computation was made when the East India Company sold six millions of pounds

annually, and what must it be now, when the Company's sales are about thirty millions of pounds annually? To detect adulterations, a cup of infusion of the article is to be taken, and a grain of sulphate of copper, or blue vitriol, added; when, if it be genuine green tea, a fine blue colour will be produced; if pure bohea, a deep blue, next to black, and if adulterated, a variety of colours, as green, black, yellow, &c. will take place. If on adding a piece of nutgall, a black colour is produced, we have direct evidence of the existence of vitriol or copperas.

Coffee is imitated by commixing ground acorns, horse-chesnuts, horse beans, peas, nuts, barley, rice, wheat, parsnips and carrots, and especially by roasting blue succory or rye with a few almonds. All these substances are torrifed or roasted.

Chocolate is often adulterated with varilla and castile soap.

Sugar is sophisticated by mixture with lime, chalk, gypsum, plaster of Paris, and various other white materials. Soft sugar is generally mixed with sand.

Milk and *cream* are sophisticated; the former is mixed with water, or the common cheese-dye (annatto), which occasions the mixture to assume the colour and consistence of cream. Skimmed milk and arrow root, boiled together, are added to cream. Chalk and whiting cannot be added to milk, without precipitation. Molasses and salt are often substituted for the cheese-dye, but do not answer so well. The practice of placing milk in leaden pans to increase the cream, is highly injurious. Milk is often adulterated with starchy or feculent matters, which render it thick, oily and creamy. Tincture of iodine will cause a yellow precipitate, when the milk is not boiled, but the colour may be bluish or lilac-blue in proportion as the adulteration is considerable. When the fluid is boiled, the precipitate will be blue.

Subcarbonate of potass is added, to prevent coagulation. The alkaline taste and effervescence with acids, and a yellow precipitate with hydrochlorate of platina, enable us to detect this fraud.

Oxide of zinc is added to thicken milk, and is detected by adding sulphuric acid, which causes a coagulation; the fluid is to be strained, and will give a white precipitate by the addition of the alkalies and hydrosulphates; this is to be calcined with caustic-potass, and powdered carbon, when a small portion of metallic zinc will be found on the bottom of the crucible.

Confectionary and *pastry* are so much adulterated as to excite the abhorrence of the faculty: Dr. Paris designates them "an abomination."—(*Work on Diet.*) The white comfits, called sugar peas, are composed of sugar, starch, and Cornish clay, a species of pipe clay; the red sugar drops are coloured with vermillion or sap green, red lead and copper. The cromate of lead is used as a yellow colour, and prussiate of iron as a blue. To the deleterious properties of these substances, I refer the reader to the article Mineral Poisons, as also for the modes of their detection. There is a valuable paper on Poisoned Confectionary, in the *Lancet*. No. 402, 1831, by Dr. O'Shaughnessy, which will be read with advantage by all who desire information on this point. It is well known that the almond-kernel flavour of custards, blanc-mange, &c. is communicated by the poisonous cherry-laurel, which affords so much prussic acid. For further information on the poisonous effects of the adulterations mentioned in this paragraph, I beg to refer the reader to the chapter on Poisons.

Adulteration of Medicines.—There is no country in the world in which medicines are so much adulterated as in this; in fact, it is almost impossible to procure a single article in the Pharmacopœia in a genuine form. The most powerful medicines produce no effects, and the physician is disappointed almost hourly, and the patient's health or life sacrificed. This monstrous state of things is to be ascribed to the supineness and apathy of the Royal College of Physicians and Company of Apothecaries, who are empowered by law to destroy all bad drugs, and to fine all who vend them. But these bodies, unmindful of the solemn duty they owe the

public, neglect to exert that salutary power which was confided to them by the legislature, and carelessly witness the incalculable sacrifice of human life, from adulteration of those ample agents which a beneficent Providence has bounteously afforded for the alleviation and cure of the "many ills which flesh is heir to." If there was no other charge, and there are many, against these bodies but this, it ought to be more than sufficient to transfer their powers into other hands. The farcical inspection of shops, so well described by one of the Fellows of the College, has excited the sorrow and contempt of every genuine friend to medical science.

Let us next turn to the state of charlatanism in this empire, "the land of the good and the wise," where the most ignorant and illiterate persons are allowed, with reckless indifference, to assume the titles and privileges of educated medical men, to the destruction of human health and life. The College of Physicians, the guardians of public health, are too much inflated with pride and vanity, to interfere to prevent wicked and inhuman impostors from deluding and ensnaring the giddy multitude, the *ingens turba stultorum*, that constitutes the public. Nay, we have even a Fellow of the College defending an ignorant, rash and daring empiric, a convicted felon, and arguing that this nostrum-monger is a more successful practitioner than the most eminent physicians and surgeons of this metropolis. What encouragement exists for the regular physician and surgeon, who have sacrificed their lives, health and property to the study of their profession, when they find themselves superseded by some inspired pretender—some villainous quack? The sanction given to quacks and quackery in this country, has long and loudly been stigmatized by foreign writers, and is a disgrace to the College of Physicians. Most of the vermin that infest this intellectual city are "the lowest of the low"—cobblers, tailors, weavers, painters, footmen, pensioners, &c. &c. generally the most notorious vagabonds in their respective districts. "But unhappily," says an able writer, "it appears that poor John Bull and his family are not gifted with

the power of being beware of hypocrisy, advertising charlatans and empirical nostrums ; but through their proneness to gullability and love of the marvellous, the trade of quackery is daily increasing, and some hundreds of quacks swarm in every corner of the metropolis, and fatten on the murders which they are constantly perpetrating with their poisons." Recent examples attest the truth of these remarks. My limits prevent me from prosecuting this ample theme, but I console myself with the conviction, that the time has at length arrived when medical reform, like parliamentary reform, can no longer be withheld, when the stupid and inane corruptionists, the medical boroughmongers, if I may be allowed the phrase, will, like their prototypes, be completely annihilated, or compelled to swallow a pill, as bitter and as potent as that marvellous discovery—the Russell purge.

CHAP. XVII.

Medico-Legal Questions relating to Mental Alienation.

THE medico-legal questions relating to mental alienations are, according to Professor Amos, of the London University, three in number ; 1, whether a person be competent to manage his affairs ; 2, whether he ought to be discharged from criminal responsibility ; 3, whether his will and testament be a good will and testament. " Insanity means a very different thing in the English language, according as it is spoken of with reference to these different inquiries."

1. *Whether the Person be competent to manage his Affairs ?*

Lord Chancellor Hardwicke held, that " unsound mind was understood by courts of law, importing not weakness of understanding, but a total deprivation of sense."—*Collinson on Lunacy*.

Lord Eldon held the opposite opinion. " Of late," says his lordship, " the question has not been, whether the party is insane ; but the court has thought itself authorized (though

certainly many difficult and delicate cases, with regard to the subject, occur upon that), to issue the commission (*de lunatico inquirendo*), provided it is made out that the party is unable to act with any proper and provident management, liable to be robbed by any one, under *imbecility* of mind, not strictly insanity, but, as the mischief, calling for as much protection as actual insanity.”—8 *Vesey*. Lord Lyndhurst reversed this verdict, “that the party was not a lunatic, but partly from paralysis, and partly from old age, his memory was so much impaired as to render him incompetent to the management of his affairs; and consequently that he was of unsound mind, and had been so for the term of two years.”—4 *Russell’s Rep.* 183.

“In these cases of commissions of lunacy,” says Mr. Amos, “the jury are to find the party either of sound or unsound mind.” But this state of soundness of mind, in the legal sense of the present day, is perhaps not very easy to define, for it is neither lunacy, idiocy, imbecility, or incompetency to manage affairs. It however always involves the idea of unfitness to manage a person’s affairs. The term unsoundness of mind, therefore, in its legal sense, seems to involve the idea of morbid condition of intellect, or loss of reason, coupled with an incompetency of the person to manage his own affairs. “Soundness of mind is a legal term, the definition has varied, and cannot, even in the present day, be stated with any thing like scientific precision.”—*Lectures on Medical Jurisprudence, Medical Gazette, July, 1831, v. 8, p. 419.*

2. *Whether a Person ought to be discharged from Criminal Responsibility?*

To determine this question, the medical witness is usually asked, “whether the person has a sense of *right* and *wrong*?” Mr. Amos thinks this a question for the jury, and not for the medical jurist, who in general confines his investigation to the discovery of the sanity or insanity of

the person. This is generally true, though in the course of examination of the supposed lunatic or maniac, the medical jurist may learn from his conversation his opinions on good and evil—right and wrong. “The kind and degree of insanity,” continues Mr. Amos, “which renders a person irresponsible for criminal acts, is a subject upon which it is impossible to give you any precise and scientific notions.”—*Op. cit.*

3. *Competency of Insane Persons in Civil Cases.*

I shall next consider the liability of lunatics for their civil contracts. Lord Tenterden decided that a lunatic (Lord Portsmouth) was responsible for goods sold him by a tradesman, such goods being suitable to his condition, and his insanity being unknown to the plaintiff.—5 *Barn. & Cresw.* 172 ; and in a similar case, 1 *Moody & Malkin*, 105. The Ecclesiastical court have allowed a person who was a lunatic, and had contracted a marriage in that state, to have a divorce on his recovery.—1 *Haggard*, 414.

The following lucid exposition of the difference between the responsibility of lunatics or insane persons in civil and criminal cases, by Sir John Nicoll, Judge of the Prerogative Court, fully accords with the received opinions of medical writers:—

“As far as my own observation and experience can direct me, aided by opinions and statements I have heard expressed in society, guided also by what has occurred in these and other courts of justice, or has been laid down by medical and legal writers, the true criterion is—where there is delusion of mind there is insanity ; that is, when persons believe things to exist, which exist only, or, at least, in that degree exist only, in their own imagination, and of the non-existence of which neither argument nor proof can convince them, they are of unsound mind ; or, as one of the counsel accurately expressed it, ‘it is only the belief of facts, which no rational person would have believed, that is insane delusion.’ This delusion may sometimes exist on one or two

particular subjects, though, generally, there are other concomitant circumstances—such as eccentricity, irritability, violence, suspicion, exaggeration, inconsistency, and other marks and symptoms which may tend to confirm the existence of delusion, and to establish its insane character. The law then does recognize partial insanity in the sense already stated; and, in civil cases, this partial insanity—if existing at the time the act is done, if there be no clear, lucid interval—invalidates the act, though not directly connected with the act itself; but, in criminal acts, it does not excuse from responsibility, unless the insanity is proved to be the very cause of the act.”—(See p. 291).

A man deranged upon some or many subjects may execute a bond, which the solicitor and witnesses proved to have been executed with caution and perfect competency, though the person so doing acted on other points in the most insane and extravagant manner. The jury found that the bond was valid.—*Law Magazine*. No. vii.

A person habitually insane may have intermissions or lucid intervals, during which he may make his last will and testament, which will be valid. The principal judicial decision upon this point is the judgment of Sir W. Wynne. “Now I think the strongest and best proof that can arise of a lucid interval, is that which arises from the act itself (the making of a will), that I look upon as the thing to be first examined, and if it can be proved as established that it is a rational act, rationally done, the whole case is proved. Because suppose you are able to shew that the party did that which appears to be a rational act, and it is his own act entirely, nothing is left to presumption in order to prove a lucid interval.”—1 *Phillimore*, 100.

It is however extremely difficult to prove the existence of a lucid interval. According to Dr. Willis, the man is not of sane mind until he acknowledges his delusion, the validity of which opinion is fully proved by reference to works on Insanity and Medical Jurisprudence.

The medical jurist should recollect that the states of health

and of mind of a person making a will, are often to be proved by him, in the event of such will being disputed. He should always note in writing his opinions on these points as soon after his return home as possible. I have witnessed men in articulo mortis, in a state of slight stupor, from which they were roused by being spoken to in a strong voice, called upon to sign their wills, cases in which the patient relapsed into his stupor at the interval of five or ten seconds, and I have known one man sign his name under such circumstances. The will was not read to him, but he was told by his nephew and the solicitor that it was prepared according to his instructions. He certainly was not in a disposing mind, for he would sign any document presented to him; in a word, I should have considered him incompetent, for he was not of "sound mind, memory or recollection."

In a former page (105) the law respecting certificates for the confinement of insane persons has been stated, but it is necessary to add a recent decision upon that point. A medical man is not warranted in granting a certificate for the confinement of an insane person, on the representation of relations, without having examined such person according to the statute, unless he is satisfied upon such statements that such a step is necessary, to prevent some *immediate injury* from being done by the individual either to himself or to other persons; and if access cannot be had for the purpose of examination, application should be made to the Lord Chancellor, that the party may be taken up under his authority.—*Anderson v. Burrows*, 4. *Carrington and Payne*, 210. In this case the plaintiff was confined on the certificate of Dr. Burrows, who had not visited him, according to the statute, and he had damages £.500.

The symptoms of mania and the various shades of mental alienation are so minutely described in monographs, that we need not detail them in this place. The general opinion of physicians is that the following mental affections exonerate individuals from responsibility:—delirium, epilepsy, loss of self-consciousness, idiocy, dementia, mania, monomania;

and somnambulism; inebriety produces delirium, but intoxication will not be received in palliation of a criminal act, as it is a voluntary act of the party. Monomania is a palliation, as exemplified in the case of Martin, the incendiary of the York Cathedral; and also in the case of the individuals who attempted to assassinate King George III. and the Duke of Wellington when prime minister.—(See p. 289).

It behoves the medical jurist to be well acquainted with the symptoms of mental alienation, as this condition is often feigned for the purpose of evading punishment. In such cases we should learn the history of the individual, hold frequent conversations with him, have him watched when alone, for if he feigns his malady, there will be no signs when the pretender is alone; the real lunatic denies his condition during a lucid interval; the person who assumes disease never wishes to conceal it. The pretender cannot prevent sleep for any length of time, the maniac is unaffected by watchfulness. There is a kind of reflection and hesitation in the discourse of the pretender, his wild ideas do not succeed each other with such rapidity as in a maniac. The threat of severe punishment, as flogging, the application of red iron, unless the patient is better next day, will have no effect upon the maniac, but will cure the pretender.—(*Zacchias, Fodéré, Beck.*)

On the other hand, insane persons *conceal* their condition to escape confinement; the cunning and dissimulation practised on such occasions are really surprising.

Some remarkable cases of this kind are narrated in the systematic works on Forensic Medicine. In one case, a maniac was silent on his hallucination, notwithstanding the severest examination of counsel; and hence the public could not be persuaded that such a person was insane. When he is watched closely by his ordinary or medical attendants, he will, in general, be easily detected

CHAPTER XVIII.

Of simulated, dissimulated, pretended & imputed Diseases.

A *simulated* disease is that which a person feigns to have; a *dissimulated* that which he endeavours to conceal; a *pretended* when he wishes to gain an advantage, and an *imputed* when the person is supposed to have a disease with which he is not affected.

1. *Simulated diseases*.—The most common causes which induce persons to feign diseases are—exemption from military service, mendicancy to excite commiseration, and the fear of punishment. Revenge, and the hope of receiving exorbitant damages, induce some persons to magnify slight diseases. Prisoners and soldiers will bear the most active and long-continued treatment, even amputation of a limb, to effect their discharge. In all suspected cases, we should consider the circumstances in which the person is placed, the motives which influence him, his age, habits, and general health, if the disease accords with his age, temperament, and the causes assigned. In these cases, there is an aversion to medicine, or a misapplication of it. This sometimes occurs in real illness, but it rarely happens when severe pain is present.

Amaurosis.—This disease is often feigned by soldiers, and the fraud is with difficulty detected. Though the pupil in amaurosis is generally insensible to light, there are exceptions; but the pupil in the latter case is not so sensible as in the former. In all doubtful cases, the patient should be frequently examined.

Myopia, or short-sightedness, is in some measure acquired by wearing convex glass. The real myopes can only read with concave glasses; and this fact enables us to detect imposition.

Deafness can be simulated so well, that it is almost impossible to detect the fraud. Fodéré and others relate cases, which defied detection.

Pretended ophthalmia is induced by introducing foreign matters into the *right* eye. This was observed by Dr. Vetch, in cases in the 28th regiment.

Contractions of the joints, especially of the hands and feet, are often feigned, for the purpose of evading military duty. The diseased joint should be compared with the healthy one, when the fraud may be discovered. Mr. Marshall relates cases that escaped detection, even by the most talented surgeons.

Incontinence of urine, when feigned, is readily detected, by placing a ligature on the penis, and having the person closely watched. In the real disease the penis swells in a short time, while in the simulated this does not happen. Again, if a catheter is passed into the bladder, in the middle of the night, urine will be detected. A large dose of opium will prevent the bed being wetted, in feigned cases.

Wounds and ulcers are produced by mendicants to excite commiseration; and by soldiers and sailors to procure their discharge. In the latter cases, a strict attention to hospital discipline will enable the practitioner to form a correct opinion. Examples of amputation might be cited, illustrative of the determined obstinacy of soldiers, in the cases under notice. Artificial ulcers are superficial, and generally heal by ordinary treatment, as there is no constitutional derangement.

Cancer of the breast has been feigned, and represented by gluing a piece of spleen over the part.

Epilepsy is often pretended, and comes on in the presence of strangers. On announcing that large incisions are to be made, the actual cautery applied, or castration or amputation performed, the fit is soon terminated, and does not recur. After a fit of the real disease, the patient is languid and dull, and complains of vertigo or great weakness. Sleep usually supervenes. Sternutatories, ammonia, &c. have no effect. The reverse of all this will be observed in pretended cases. A person intent on imposture, however, may resist every application, except the actual cautery, or fire. The

real epileptic conceals, or wishes to conceal, his infirmity ; the feigned talks of it publicly. This disease is often feigned to escape military flogging.—(See *Marshall, ut infra*).

Convulsions, chorea, catalepsy, syncope, and hysteria, when feigned, are best detected by proposing the application of red iron on the next attack.

Hæmorrhoids have been imitated by the bladders of rats, inflated and filled with blood ; hæmaturia, by injecting blood into the bladder, or mixing it with the urine when voided ; hæmoptysis by wounding the gums or pharynx ; hæmatemesis by swallowing the blood of chicken or other fowls. Attentive watching, and the due consideration of the symptoms, habits, age, &c. will enable us to arrive at a proper decision.

Mendicants have inflated the cellular membrane of the head to imitate hydrocephalus, and have pretended to be dropsical. Every attentive practitioner is now enabled to discover dropsy or pretended pregnancy.

2. *Dissimulated diseases* are exemplified by those who conceal their maladies, or who aggravate slight affections to acquire heavy damages, or obtain revenge. Females have injured the genitals, in order to accuse a certain person of having committed rape ; and persons who have been assaulted, very often pretend they are much worse than they really are. Soldiers aggravate diseases to escape the performance of their duty. The attentive examination of symptoms afford proof of the correctness or incorrectness of these assertions.

3. *Pretended diseases* are urged by those who wish to escape the duty of jurors, witnesses, or of soldiers. Deception can scarcely be practised in this way in the present state of science. It is a dereliction of public duty in a medical man to grant certificates for the accommodation of such persons, for if this practice prevailed generally, the administration of justice would be arrested or prevented.

4. *Imputed diseases* are at once discovered by the ab-

sence of symptoms, as when a son alleges that a parent is insane, or a wife that her husband is impotent.

CHAPTER XIX.

Disqualifying Diseases.

MEDICAL men are called upon to state whether a person be labouring under disease which unfits him for serving on juries, attending as a witness, undergoing hard labour, the treadmill, or other corporal punishment. It is a rule laid down in most countries, that all acute diseases exempt a man from the performance of most of the duties and offices to which he may be called. Persons affected with epilepsy, convulsions, consumption, or very delicate health, are not fit subjects for long confinement as jurors, or as witnesses in crowded courts. The evidence of such persons may be taken at their residence. In exempting criminals from punishment, though we should lean to the side of mercy, we must not be deceived by false representations, or simulated diseases. A medical man would grossly violate the duty he owes the profession and the public, if he impeded the administration of our humane laws, by using his authority in an improper manner. Motives of humanity must not influence his opinions; he is bound to give a correct decision, according to the best of his skill and knowledge. By the French law all medical men convicted of having given false certificates, are liable to be imprisoned one or two years, or fined from 300 to 1000 francs.—(*Briand. Man. Med. Legale.*) In these countries physicians and surgeons are bound, by the collegiate oath on receiving their degree or diploma, “to practise honorably.”—(See pp. 51, 55.)

Disqualifying diseases for the British army.—All cutaneous diseases, ulcers, buboes, marks of punishment, as of military flogging, cicatrices on the neck or other parts, as from repeated venesection, deformities of the chest, spine, pelvis, superior and inferior extremities, fractures, contractions, mutilations, varicose veins, flatness of the soles of the

feet, misplaced or supernumerary toes, hernia, diseases of the testicle and spermatic cord, fractures of cranium, diseases of the eye, of cornea, iris, retina, malformation of the ear, deafness, impervious or diseased nostril, loss of many teeth, stammering, imperfection of moral faculties, diseases of the chest and abdomen, phthisis, hæmoptysis, asthma, hepatitis, nephritic complaints, stone in the bladder, stricture of urethra, retention or incontinence of urine;—in a word, all diseases that require medical treatment.

Staff-Surgeon Marshall proposes the following mode for *examination of recruits*, which is universally practised by regimental surgeons of the British army:—

“ In the examination of recruits, the following routine will be found to be both expeditious and safe. The names, trades, &c. of the recruits for the day having been inscribed in the register, let them “ fall in,” and be inspected in their clothes. During this inspection we frequently succeed in detecting men who have previously been in the army, and who have been discharged in consequence of disease or disability.

“ Let them next be examined singly undressed. Upon entering the inspection room, each recruit is to walk a few times pretty smartly across the apartment, for the purpose of ascertaining that he has the perfect use of his inferior extremities. He is then to be halted, set up, and examined from head to foot. The inspection may be conducted with reference to the following qualities or condition of the body:—

“ Muscular capability.

“ General health.

“ The condition of the external surface, comprehending chronic eruptions, marks of punishment, ulcers, cicatrices, &c.

“ The configuration of the thorax, spine, and pelvis.

“ The condition of the superior extremities, comprehending symmetry, fractures, contractions, mutilations, &c.

“ The condition of the inferior extremities, including

symmetry, &c. as also varicose veins, nodes, flatness of the soles of the feet, misplaced and supernumerary toes.

“ Should no material defect be perceived during this survey, the examination may go on. The recruit is then, in imitation of the hospital-serjeant, to perform the following manual evolutions. To stretch out the arms at right angles with the trunk of the body, then touch the shoulders with the fingers, next place the backs of the hands together above the head ; in this position let him cough, while, at the same time, the hand is applied to the rings of the external oblique muscles. Examine the spermatic chords and testes, then pass the hand over the bones of the legs. The recruit will next stand upon one foot, and move the ancle joint of the other extremity alternately. Let him then extend the superior extremities forward, for the purpose of having his arms and hands examined ; he is in this position to perform flexion and extension of the fingers, and to rotate the fore-arms. The head is next to be examined, including the ears, eyes, mouth, (speech, intellect). Then ascertain whether he has passed through small pox, or been vaccinated. The examination of a recruit in this manner will require above five or six minutes.”

This able surgeon gives a lucid account of the feigned diseases of soldiers.—(*Edinb. Med. & Surg. Journ.* 1826, v. xxvi, and in his work, entitled *Hints to Young Medical Officers of the Army, on the Examination of Recruits, and respecting feigned Diseases of Soldiers, &c.* London, 1828) ; a book that ought to have a place in every medical library, civil, military or naval.

CHAP. XX.

Age and Identity.

THERE are some important matters to be considered under this head, as the age of a new-born fœtus, the period of

life at which individuals cannot be deemed guilty of crime, as for example, a male being supposed to be incapable of committing a rape under the age of fourteen years, according to our laws; the proper period for marriage; the age at which pregnancy is possible, and beyond which it cannot occur; and the identity of persons from physical marks, cicatrices, malformations, deformities, &c. These questions have been duly considered in the preceding articles—*Infanticide, Rape, Duration of Pregnancy, Impotency and Sterility, Disqualifications for Marriage.*

CHAP. XXI.

Medical Evidence.

BLACKSTONE has well observed, that “a competent knowledge of the laws of that society in which we live, is the proper accomplishment of every gentleman and scholar.” Such knowledge is of the greatest importance to medical practitioners, as it is proverbial that the most eminent members of the faculty are among the worst witnesses in our courts of justice. This arises from the novelty of their situation, and from the brow-beating and bullying behaviour of lawyers, which one would think is caused by a desire to impede, and not promote the ends of justice—the elicitation of truth. Medical men should recollect that they hold the same rank in the state as lawyers, are as useful and respectable members of society, and therefore are not to be insulted and perplexed by the pettifogging scurrility of their rivals, and often their inferiors. They should remember that the officers of justice, from the judge to the crier of the court, are men like themselves, and have no right to act uncourteously or ungentlemanly. When advocates behave in this manner, they are to be treated with utter contempt, and in no case should a medical man lose his patience or his temper. Here lies the real antidote, the fatal secret, which

defeats forensic trickery. In all cases a medical man can have no object but to state the truth. He can have no interest in the issue—he has no party bias ; he is free from favour or partiality, and is regardless of the result. His duty is to prove certain facts, and to give the best received opinions of his profession. He is no hireling, he is not employed to convert truth into falsehood, “to make black white,” and thereby to gain a reputation. He should answer “patiently, distinctly and tersely, the questions put by the counsel on both sides, the court, and the jury ; and if none of these elicit the whole truth, and any material point remains to be disclosed, the presiding judge will always admit, and gratefully receive, the additions or explanations which may be necessary to the ends of justice.”—(*Paris and Fonblanque*). This judicious advice comprises the whole duty of a medical witness.

Medical practitioners, like all other members of society, are bound to attend the various courts of justice as witnesses. (See p. 113.) It is important to mention that the coroner's summons must be obeyed, or he will issue a warrant to apprehend and bring the witness before him ; and he may commit him, if he refuses to give evidence. (*Professor Amos*). The coroner's court is not necessarily an open one, but he may open it to the public or not, at his discretion. He has the power of ordering bodies to be disinterred ; but I believe it is not decided that he can command an autopsic or post mortem examination. It is a great defect in the English law that this officer is generally a lawyer ; for it must be obvious as the noonday sun, to all scientific medical men, that no private individual, however well informed, is competent to ascertain the causes of death, in nearly all cases of homicide. He is unable to detect the incompetency of medical witnesses, to discover their erroneous practice or conclusions, to decide upon their conflicting evidence ; in a word, to arrive at the truth. What can a legal coroner know about the analysis of the numerous poisons, of the many diseases that so closely simulate the effects of

poisons, and require the greatest discrimination from the most eminent medical practitioners. Neither can he discover any defect in the medical treatment ; nor of the fatal effects produced by the negligence or disobedience of the deceased or of his attendants. How can such a person form a just estimate of the influence of age, sex, temperament, habit, and constitution, in rendering slight injuries, dangerous or mortal—facts that would often palliate the conduct of the accused, and save the forfeiture of his liberty and reputation ? How can such a man estimate the danger of contusions, wounds, and other external or internal agents destructive of health and life ? These and a thousand other arguments may be urged against the incompetency of legal coroners. If medical coroners were appointed, all circumstances for and against the accused, would be correctly and fairly estimated ; medical men should be more careful in their practice, much better acquainted with the various branches of their science, the sick would be more carefully attended to, and the accused would have a much greater chance of justice, than is afforded under the existing state of things. Ignorant and illiterate pretenders to physic, would be much more cautious how they undertook the treatment of disease, and humanity would be the gainer. A great part of the profession would be averse to the appointment of medical coroners, and this part consists of those who call themselves surgeons without the legal qualification. Their number far exceeds that of the qualified members, more especially in London ; and hence it was, that such medical men were opponents to Mr. Wakley, in his contest for the office of coroner. On that occasion, it was urged that a medical coroner could not comprehend the rules of legal evidence, but it was forgotten that the magistracy of the kingdom, most of them private gentlemen, act as coroners, and there is no objection urged as to their competency on this head. Now, without any disrespect to legal or civil coroners, I must contend, that medical men in general are as intelligent and as well informed as these classes of

society, in general much better, and fully as competent to comprehend the rules of evidence. It requires no extraordinary intelligence to understand the principles laid down in *Phillips on Evidence*, or to acquire as perfect a knowledge of the law as the majority of magistrates and attornies. In support of this statement, the reader may be reminded, of the signal defeat of the great law luminary, Sir James Scarlett, by Mr. Wakley, and of the triumph of this same gentleman in the court of Chancery, in the case of *Abernethy v. Hutchinson*. The fact is, that the more we examine the objection under notice, the more we discover its invalidity. From the preceding statements, it is manifest, that the appointment of medical coroners would facilitate the administration of justice, and render the coroner's court a much more perfect and useful institution than it is at present. With respect to the duties of medical witnesses, the following cautions are to be observed:—

It is a principle of English law, that “no person is bound to criminate himself.” This should be recollected, when a question is put which may criminate the witness. Thus if a surgeon attends at a duel, and is called as a witness to identify the parties, he ought not to commit himself, or subject himself to a prosecution for a felony. (See p. 116; also *Professor Amos's Lectures*.)

Medical men are often called on to attest dying declarations. The law with regard to such declarations is, “that the person making them must entertain no hopes of recovery.” The medical man should take a note of them at the time, or as soon after as possible, with which he will be allowed to refresh his memory in courts of justice. The dying declaration ought to be voluntary, and the medical man should avoid questioning the dying man. (See p. 179). It is not necessary that memoranda should be made by a medical man, if made at the time under his inspection. This applies more particularly to cases of autopsic examinations. But a witness cannot assist his memory with memoranda made by another person, as in hospital or dispensary case books, unless he has inspected them

at the time they were making, or at least very speedily afterwards.—(*Amos.*) Hearsay evidence is in general rejected, as it is not upon oath, and as the party giving it is not subject to cross-examination. There are exceptions, however, to this rule, as when a man informs his surgeon of the injury inflicted in an assault, which shews what he had suffered by reason of the assault; and the conversation of a person regarding health, as to the existing state of health, is allowed after his death, in order to invalidate a policy of insurance made upon his life, about the time of the conversation in question. This evidence is admitted, as part of the fact which it accompanies, and is necessary to shew the true character of that fact. But it will not be received in support of a by-gone fact, as when a woman relating that eleven months before, she began to be with child.—(*Ibidem.*) A statement made in the presence of an accused party will be allowed to shew his demeanour at the time. Medical men are generally present soon after a person receives injury, and should carefully observe the demeanour of all by-standers, so as to be able to say, if one of the persons present, who is afterwards accused, was sufficiently near to hear what was said, and whether he attended to it.

Medical men are often present at the confessions of the accused, and should be aware, “that if any promise or threat has been used to obtain such confession, it cannot be heard.” But if such confessions are made on the threats, promises, or remonstrances of by-standers, not magistrates, constables, or prosecutors, they will be received. Though the law is doubtful as to the promises, &c. of surgeons, Mr. Amos cautions medical men never to say a word to induce such confessions; but should such be made, to note them down at the time, or as soon after as possible, and also the means practised by others, in order to obtain them.

The next place to which the medical man is called, is the *Coroner's Inquest*. I have already stated his relations to this inquiry. I may observe, in further illustration of the subject, that the jury must be sworn *super visum corporis*; and un-

less the body is present when the jury are sworn, the inquest is void. I have been at an inquest where the body was a mile distant, at the time the jury were sworn. Cases have occurred where inquests were held on persons who were alive at the time. A medical man ought to be more guarded in giving evidence before a coroner than before a judge. Negligent evidence before a coroner may free a guilty person; and on the other hand, an innocent man may be committed to prison, and confined for several months, before he can be tried; and if the prosecutors are sick and unable to attend, their depositions, though taken in the absence of the accused, and therefore not sifted by cross-examination, will be evidence against the prisoner. The deposition of a medical witness before the coroner is compared with his evidence before a judge; and if contradictory, it will be said that had he died, and his deposition only been produced, the course of justice would be grossly perverted.—(*Amos.*) It has too often happened that the medical evidence before the coroner, and before the judge, has been most contradictory.

A medical man who has not seen a patient, may, after hearing the evidence of others, be called to prove, on his oath, the general effect of the disease described by them, and its probable consequences in the particular case. Thus, in prosecutions for murder, medical men have been allowed to state their opinions, whether the wounds described by witnesses were likely to be the cause of death; or, in another description of cases, whether such and such appearances are symptoms of insanity? So a medical man may be asked his opinion upon many hypothetical points, not proved in evidence, but suggested by the ingenuity of counsel; as, for example, where the strangulation of a new-born infant is charged, whether the swollen and red appearance of the head might not have been occasioned by its being born some time before the body, or been produced by the accidental ligature of the navel-string.—(*Med. Gaz. Feb. 12th, 1831, p. 612, and Philips on Evidence, vol. i p. 175.*) The witness may be called upon to state the opinions of the most

eminent members of the profession, of the past or present time, on the question under consideration; and therefore he ought to be conversant with the received opinions, at least of his contemporaries. It has too often happened that medical men contradict each other, in the most positive manner, in courts of justice. This was too much the case, in former times, but seldom happens at present, when really scientific men are witnesses. It was well exemplified, however, at the late inquest on the body of Miss Cashin, at which no two of the witnesses agreed.—(See *Lond. Med. and Surg. Journ.* 1830, vol. v.)

Professor Amos cautions medical men against employing technical expressions in giving evidence, such as syncope for fainting, comatose, highly vascular, &c.. “The judge and counsel,” says he, “are generally very shallow men of science, and it is a great advantage for them to raise a laugh at persons whom they would represent to be using hard names for common things.”—(*Lectures on Medical Jurisprudence, Med. Gaz.* 1831, vol. vii. pp. 545—610, *et seq.* (See p. 206.)

Medical men must divulge professional secrets when giving evidence. (See p. 113, *Phillips on Evidence, Paris, Amos, and Fonblanque.*) This is the reason that the Edinburgh oath has the clause, “*non sine gravi causâ,*” (See p. 51). The French law is very different upon this point. “The tribunals neither ought, nor have the power to exact from a physician, the revelation of a secret confided to him in consideration of his office: at all events he may and ought to refuse. Religion, probity, nay the rights of society, make this a law. Still more are we bound to secrecy, when not compelled to disclose upon this point, casuists and jurisconsults are of one opinion.” (*Belloc, Cours de Med. Leg.*) It is astonishing, that barristers, attornies, and others, (see *Cabinet Lawyer*, 1831), are not compelled to disclose professional secrets, which generally refer to matters relating to property, while medical men, who are intrusted with the most delicate secrets regarding health and life, are not allowed the same privileges. I have only to add, in conclu-

sion upon this article, that it is an axiom laid down by all medical jurists, "that the evidence of medical men should be given as plain and as free from technicalities as possible." There is not a dissentient authority upon this point. (*Per-cival, Haslam, Gordon Smith, Hutchinson, Paris and Fonblanque, &c.*) It is almost unnecessary to state, that a medical man should never have party bias, or assume the part of the lawyer or the prosecutor. He ought to be most careful in forming his opinion, as it may be compared with that of another. He ought to refresh his memory before he appears as a witness, by referring to the best works upon the subject, and this will prevent him from stating one thing before a coroner, and another before a judge. It has often happened that the direct evidence has been rendered nugatory by the admissions of the witness on cross-examination; and this is to be ascribed to his ignorance upon the subject. In some cases he must make experiments upon animals, and be careful to observe the particulars recommended by eminent physiologists and toxicologists. Such are the principal things to be attended to by a medical witness; a fuller description of which will be found in Smith's *Analysis of Medical Evidence*. In certifying as to the state of health for policies of life assurance, the law requires that the person whose life is meant to be insured, has not "any disorder which tends to the shortening of life." "It is not required that he should be free from the seeds of disorder. The warranty is sufficiently true, if he be in a reasonably good state of health." (*Amos.*) Even if a person labours under disease, which has no tendency to shorten life, the warranty is sufficiently true. The medical practitioner called upon for a certificate in these cases, is the ordinary attendant of the party whose life is about to be insured, and should visit the patient to ascertain his state of health on granting the certificate; I need not remark, that he should never give a false statement. This leads me to notice the duties of medical men in giving certificates.

Certificates.—The law of this country requires oral testimony whenever it can be obtained, but there are some

cases, in which medical certificates alone, or confirmed by affidavit, will be received. In all certificates, the symptoms of the existing disease should be fully and fairly stated, in order that the facts alleged may be examined, corroborated or controverted by medical men on behalf of the party whom they affect. In all cases the truth, the whole truth, and nothing but the truth, should be stated. All written evidence is received with great caution by the judges, as no cross-examination can take place. Medical evidence has great influence on the administration of the criminal law of the country. This has been well exemplified in this article; but I may add a forcible illustration mentioned by Mr. Amos. A woman swore positively that she had been violated. Had she died before the trial, her deposition, taken before the magistrate, would be received against the prisoner, without any palliating circumstance. At the trial, however, it was proved by the surgeon who had examined her after the offence, that she told him she did not scream at the time. The jury acquitted the prisoner, as they did not think she had offered sufficient resistance. If she had died before the trial, the surgeon's testimony only could have saved the prisoner.

Medical men must be regularly qualified, in order to give certificates or evidence. They must belong to some of the Universities, Colleges of Physicians, Surgeons or Companies of Apothecaries. The first question put to a medical man before a magistrate, coroner, or judge is, "are you a physician or surgeon?" "Are you a member of the College of Physicians of London, Edinburgh, or Dublin?" [as the case may be.] It is therefore necessary to state the legal title after the signature of the name at the foot of the certificate. I shall add a few forms of certificates for the benefit of young practitioners.

Many medical men assume the titles of M. D., Surgeon, and Accoucheur, and affix the same after their names, and even swear in courts of justice as if they were legally qualified. The testimony of such persons will not be received if the deception is discovered.

1. *Certificate of the state of health of C. D. attesting the impossibility of his attending the Court of King's Bench, Court of Assize, &c. as juror or witness.*

I hereby certify that I have this day visited and examined C. D. Esq. residing at 35, ——— Square, and found him labouring under all the symptoms of pneumonia or inflammation of the right (or left) lung; his face is red and purplish, his breathing is oppressed, accompanied with deep-seated pain in the right (or left) side of the chest, which extends to the sternum or breast bone, his expectoration is tinged with blood, his cough is severe, his pulse hard, full and frequent, and he labours under a high degree of fever. It is absolutely necessary that he should be confined to bed and submit to the most active treatment; and he cannot appear as a witness, or act as a juror, at the Court of King's Bench, &c. without the greatest danger of losing his life.

85, ——— Street,

E. F. M. D.

August 183 .

Member of the Royal College
of Physicians, in London.

This certificate may be embodied in an affidavit, and sworn to before a magistrate. Sometimes the affidavit is not required.

2. *Certificate to exempt a witness or a juror from attending a court of justice; or a soldier from joining his regiment.*

I hereby certify that I have this day visited and examined Mr. G. H. residing at ——— grocer, or a private in his Majesty's ——— regiment of foot, and found him labouring under a compound fracture of both bones of the leg, about three inches above the ancles. Violent inflammation has taken place around the wound, and extends to the calf of the leg. There is a considerable degree of constitutional irritation or fever present, and absolute rest is imperiously necessary for the proper treatment of his disease. Exertion of the affected limb would be highly improper and

dangerous, and therefore it is impossible for Mr. ——— to be conveyed with safety, in any kind of vehicle, to the court of ——— or to attend as a juror or witness, or to join his regiment sooner than seven or eight weeks.

T. L.

Member of the Royal College
of Surgeons in London.

46, ——— Street,

Sep. 183

3. *Certificate of the state of disease of a person in a hospital, required by a magistrate to warrant his taking bail for the party who has assaulted the sufferer.*

I hereby certify, that J. M. of 42, St. John's-street, is now a patient in this hospital, in consequence of a lacerated wound of the scalp occupying the left temporal region. His symptoms are extremely dangerous, and there is much reason to fear that his recovery is doubtful, if not impossible.

H. H.

House Surgeon,
St. Bartholomew's Hospital.

July, 183

4. *Certificate in cases of life assurance.*

“ This is to certify, that Mr. ——— of ——— is of a good constitution, his general manner of living regular, his health good, and is free from any disease which can endanger his life.”

A. B., M. D., or Surgeon.

The legal title is to be attached as in the former cases. The different life assurance offices have peculiar forms or queries as to the terms upon which a person may assure, and these must be answered in the affirmative. The warranty required by law is, that “ the person is in good health ;” (see p. 116), and the above certificate is sufficient.

*5. Certificate in cases of Insanity for the committal
of a person to an asylum.—(See p. 105.)*

We the undersigned, have this day examined Mr. _____
of _____ gentleman, aged — at the request of Mrs. _____
his mother, (aunt, wife, &c.) and are of opinion that he
is insane, and should be immediately committed to some
asylum for insane persons. We are informed by _____
that he has (or has not) been found a lunatic or of unsound
mind, under a commission issued by the Lord Chancellor,
Lord Keeper, or Commissioners of the Great Seal.

A. B., M. D.

C. D., M. D.

Members of the Royal College of Phy-
sicians in London, or of the Royal
College of Surgeons, or Company of
Apothecaries.

Sep. 183

The proprietors of Lunatic Asylums have printed certi-
ficates, but the above will be sufficient, in the first instance,
when such are not convenient.

FINIS.

WORKS BY THE SAME AUTHOR.

A MANUAL of MIDWIFERY, or COMPENDIUM of GYNÆCOLOGY, comprising an Account of the Symptoms and Treatment of the most important Diseases of Women and Children, with the Management of the various forms of Parturition, illustrated by Plates. By MICHAEL RYAN, M.D. &c. &c. Third edition, corrected and augmented.

"A work replete with useful information,"—*Good's Study of Medicine*, by S. Cooper, Esq. 1830, vol. v. pp. 115, 143, 157, &c.

"The work of Dr. Ryan evinces considerable research, discrimination, acuteness of observation and talent."—*Medico-Chirurgical Review*, Nov. 1828, April, 1829.

"It contains, according to its size, more useful information on the subject than any work with which we are acquainted. Every page of it is full of information, highly interesting to the practitioner."—*London Medical and Surgical Journal*, Dec. 1828.

"This work contains a great deal of information."—*London Medical Gazette*, Nov. 8th, 1828.


Le Manuel d'Accouchement de M. Ryan est une livre destiné à devenir classique, aussi croyons nous devoir le recommander aux étudiants de Paris et de Montpellier, qui veulent être au courant des progrès de cette partie de la chirurgie chez nos confrères d'autre mer."—*Dr. Martinet. Revue Med. Fran. et Etrangere.*


"He rarely fails to instruct by his erudition; and as seldom misleads by his practical precepts, or his therapeutical views; he appears to be well qualified to choose from the many sources to which he has resorted; as he manifests a tact for selecting, which can only be derived from both experience and correct reasoning. In a word, it is a work that we can confidently recommend, not only as safe to follow, so far as his directions go, but as one from which the experienced and well-instructed practitioner, may find considerable information, and under these impressions, we do most cordially recommend its perusal to the American public."—*American Journal of the Medical Sciences, Philadelphia*, Feb. 1830.—*Dr. Dewees. North American Med. and Surg. Journ.* July, 1830.

LECTURES on Population, Marriage, and Divorce, as Questions of State Medicine, comprising an account of the Causes and Treatment of Impotence and Sterility, and of the Morbid and Curative Effects of Marriage. By MICHAEL RYAN, M. D. &c. 12mo.

A TREATISE on all the KNOWN MINERAL WATERS, 1828, 8vo.

A LECTURE on the RISE and PROGRESS of MIDWIFERY, 1828, 8vo.







(51)

