

## **The stepping-stone to homœopathy and health / by E.H. Ruddock.**

### **Contributors**

Ruddock, E. Harris 1822-1875.  
University of Glasgow. Library

### **Publication/Creation**

London : Jarrold and Sons, [1868?]

### **Persistent URL**

<https://wellcomecollection.org/works/g48xj62w>

### **Provider**

University of Glasgow

### **License and attribution**

This material has been provided by This material has been provided by The University of Glasgow Library. The original may be consulted at The University of Glasgow Library. where the originals may be consulted. This work has been identified as being free of known restrictions under copyright law, including all related and neighbouring rights and is being made available under the Creative Commons, Public Domain Mark.

You can copy, modify, distribute and perform the work, even for commercial purposes, without asking permission.

**wellcome  
collection**

Wellcome Collection  
183 Euston Road  
London NW1 2BE UK  
T +44 (0)20 7611 8722  
E [library@wellcomecollection.org](mailto:library@wellcomecollection.org)  
<https://wellcomecollection.org>

THE  
Stepping-Stone  
TO  
Homoeopathy & Health.

---

Dr. Ruddock.

No

12.3

THE  
STEPPING-STONE  
TO  
HOMŒOPATHY  
AND  
HEALTH.

SIXTH EDITION,  
50TH THOUSAND, MUCH IMPROVED AND ENLARGED.

---

BY  
E. H. RUDDOCK, M.D. (EXAM.)

LICENTIATE OF THE ROYAL COLLEGE OF PHYSICIANS; MEMBER OF  
THE ROYAL COLLEGE OF SURGEONS; LICENTIATE IN MID-  
WIFERY, LONDON AND EDINBURGH; PHYSICIAN TO THE  
READING AND BERKSHIRE HOMŒOPATHIC  
DISPENSARY.

*Author of "The Homœopathic Vade Mecum of Modern Medicine  
and Surgery;" "The Lady's Manual of Homœopathic  
Treatment;" "Consumption: Its Preventive  
and General Treatment;" etc., etc.*

---

LONDON:  
JARROLD AND SONS, 12, PATERNOSTER ROW.

EDINBURGH:  
J. C. POTTAGE, 92, PRINCES STREET.  
*And all Homœopathic Chemists and Booksellers.*

"THE  
STEPPING-STONE TO HOMŒOPATHY  
AND HEALTH"

MAY BE OBTAINED IN THE FOLLOWING FORMS :

- (1.) *Cloth, Limp, Cheap Edition, 1s.*
- (2.) *Superior Paper, with a "CLINICAL DIRECTORY," (containing prescriptions for about five hundred diseases and symptoms), now added for the first time, 1s. 6d.*
- (3.) *Ditto, ditto, Interleaved for recording results of treatment, practical observations, etc., 2s. 9d.*
- (4.) *Ditto, ditto, Elegant Binding, Gilt Edges, Gold Letters, for presents, etc., 3s. 6d.*

## PREFACE TO THE SIXTH EDITION.

---

**Sixth Edition.** IN issuing the Sixth Edition of this manual, completing fifty thousand copies, the author has endeavoured to express his gratification with the wide appreciation of his humble efforts to extend Homœopathy, by embodying some of the results of his enlarged experience during the ten years that have elapsed since the first edition of this book was published, maintaining it on a level with the progressive character of Homœopathy and medical science in general, and presenting a longer list of complaints, with ampler treatment, than is included, probably, in any similar work.

The present edition has been almost entirely rewritten, several new but well-tried remedies prescribed, and additional sections introduced on subjects likely to increase the general utility of the work ; much additional and entirely fresh matter, of a practical character, is inserted in nearly every page, and the bulk of the volume considerably augmented. At the same time brevity of treatment has been aimed at, not by meagreness of materials, but by their compression, a point which has given the author more trouble than writing in a diffuse style.

**Domestic Homœopathy.** The profession of medicine cannot in this age of progress be treated as a mystery.

The aim of the enlightened physician is to make its principles as extensively known as possible, conscious that thereby the greatest amount of good will accrue both to the profession and the public. Still the objection is often urged that domestic medical books trench on the legitimate sphere of the profession, and are dangerous in their tendency. Neither objection is valid. Drugs *are* employed in nearly every household—*antibilious pills, Epsom salts, rhubarb, sulphur, magnesia, quinine, etc.* We are not, therefore, responsible as *originators* of domestic treatment; we have rather sought to *reform* it, by substituting remedies and measures, the virtue of which is that they are not only more harmless, but very much more efficacious than those ordinarily adopted. Departures from health, of a simple and uncomplicated nature, may often be arrested at their outset by carrying out instructions like those contained in the following pages, but which, if neglected till the symptoms assumed forms which seemed to justify the consultation of a medical man, might become converted into serious and even fatal diseases.

**Justification.** A fact which specially justifies the composition of this manual is the necessity of meeting, as far as possible, the requirements of persons residing in localities where professional Homœopathic treatment is inaccessible. An extensive correspondence with persons in various and remote parts of the country, convinces the Author of the importance of making some provision for patients so circumstanced; at least, till professional

men generally have been led to the study and practice of the discoveries of the illustrious Hahnemann.

**Advantages of Professional Treatment.** While making these statements, it is our duty to recommend that in *every serious or doubtful case*, or when the treatment herein prescribed is insufficient to effect *improvement* in a reasonable time, a Homœopathic practitioner should be consulted. The vast and ever-accumulating resources at the disposal of a professional Homœopath, of which this little manual represents but an inconsiderable fraction, places him on high vantage ground compared with a domestic practitioner. Cases are of daily occurrence in which it is impossible to act in the best manner without an acquaintance with anatomy, physiology, etc. Apparently trifling symptoms which escape the non-professional observer, clever though he may be, immediately attract the attention of the informed eye and ear of the physician, and put him on the alert for further discovery. Indeed whenever it is practicable, every departure from health should be watched and treated by a Homœopathic physician.

**Progress and Opposition.** In this age of scientific progress it is gratifying to observe that medicine, instead of being in the rear, is advancing to the front ranks, and that Homœopathy is in the vanguard of medical advancement. This is proved by its rapid spread, and by its powerful though indirect, influence on medical and surgical practice generally, causing it to do homage to the instincts of humanity, and banishing

every measure or drug that is harsh and destructive. It may be satisfactory to the friends of this system to know that hostile resistance to Homœopathy comes exclusively from persons *ignorant* of its principles, or *inexperienced* in its actual results. Its bitterest calumniators, it is believed, have never studied it or tried it fairly. It may be confidently stated that the great majority of medical men, if not all out of the ranks of Homœopathy, are completely in the dark as to its theory and practice, and are consequently incompetent to give a reliable opinion on the subject; just as the driver of a *stage-coach*, or the commander of a *sailing-vessel*, lacks the knowledge and experience to pronounce on the merits of *railways* or *steamers*, although all alike are for the transit of passengers and merchandise. With a confidence, therefore, which a knowledge of, and experience in, both the old and new modes of treatment, can alone impart, the Author recommends a trial of Homœopathy. Let a dozen cases be taken, the symptoms carefully noted, and the treatment herein prescribed faithfully carried out, and the results will be so marked that conversion may be confidently predicted.

**Correspondents.** Since the publication of the five former editions of this manual, the writer has received numerous letters from correspondents who have been won over to Homœopathy by its instrumentality, and are carrying out its various prescriptions with striking and gratifying success. He has been much cheered by such unsolicited statements, and takes this opportunity of offering his

acknowledgments for the kindness which dictated the communications referred to. At the same time, he would suggest that, to meet the ignorance and prejudice which still oppose the spread of Homœopathy, the friends of the system will kindly seek to enlarge its usefulness by promoting in various ways the circulation of this book among all classes of the community. Let the manual be read, and its prescriptions fairly tried, and we fear not the result.

**Importance of Health.** The design of this manual is to point out some of the means by which much human suffering may be prevented, bodily functions preserved unimpaired, and life prolonged to the full period of man's existence. The importance of the subject will be obvious when it is considered how inconsistent physical incapacity and suffering are with moral well-being. When the habits and circumstances of man are inimical to good health, he sinks in all the capacities of his nature. The application, therefore, of means for guarding or restoring the health of the body, provides for the exercise of the intellectual and moral powers in their highest state of perfection. There *may* be moral benefits and opportunities consequent on weakness and disease; but who can doubt that those attendant on health and vigour are far greater! Impaired health is a moral as well as a physical disadvantage. Reason asserts this, and experience confirms it. Who has not learned that an important way of "keeping the body in subjection," is to keep it free from the uneasy sensations and

disabilities that accompany ill health? If this be so, it places the highest value upon the perfection of our bodily organs, and stamps that profession, whose duty it is to promote "the glory of the Creator and the relief of man's estate," as one of the very highest that can be exercised by man. From such a stand-point, we see in every disease cured, the removal of a blot which marred the image of God's noblest work, and new power given to brighten and lengthen man's earthly life. Thus, alleviating human suffering, and so allowing the fullest exercise of man's higher nature, we are permitted to be humble followers of HIM who "healed all manner of diseases," and whose wonderful and beneficent life has been embodied in the simple phrase, "He went about doing good."

E. H. RUDDOCK.

12, *Victoria Square, Reading.*

*September, 1868.*

## HINTS TO THE READER.

I. The novice in Homœopathy should first make himself familiar with the introductory chapters.

II. When the work is consulted for the treatment of any particular disease, the *whole section* devoted to it should be read before deciding on the course to be taken; and if difficulty is experienced in choosing from different medicines, the *Materia Medica* should be referred to, and an endeavour made to grasp the essential features peculiar to each remedy.

III. Persons desirous of being able to act wisely and promptly in any emergency, for the prevention or removal of suffering, should read this manual through. The body of the work, Part II., is devoted to diseases and their treatment; Part III., to *Materia Medica*. *Both* should be studied carefully.

IV. The utility of the work may be greatly increased by having it *interleaved* for recording the results of cases treated, and general observations. Whoever adopts this hint will accumulate a valuable store of information, the retrospect of which will be interesting and encouraging.

V. Readers desirous of a more ample work, are respectfully referred to "*The Vade Mecum of Modern Medicine and Surgery.*" An attentive study of that work will give a tolerably broad knowledge of general disease, and a measure of skill in the use of many valuable remedial agents. The "*Vade Mecum*" will thus form an

useful, if not an indispensable, companion to "*The Stepping-Stone.*"

VI. When medical terms are used, they are either explained in the text, or the meaning is appended to the words which seem to require explanation as they occur in the index at the end of the manual. This index is very copious, and every point of importance may be found by it. Reference is further made easy by division of the work into parts, chapters, and sections, and by a table of contents at the commencement.

VII. Except in the cheap (1s.) edition of this manual, a "Clinical Directory" is inserted, which, it is hoped, will be found of great use to those who have attentively studied disease and materia medica. It contains prescriptions for about five hundred diseases and symptoms, many of which, and of the remedies prescribed, are not referred to in the body of the work. The "Clinical Directory" has been carefully arranged, and its suggestions of remedies are the result of much experience.

# CONTENTS.

---

## PART I.

---

### ON HOMŒOPATHY.

---

#### CHAPTER I.

	PAGE
<b>History of Homœopathy</b> . . . . .	17
Introductory—Early History—Status of Professional Homœopaths—Indirect Influence of Homœopathy—Homœopathy going down?—Appeals to Facts—Small Doses—Homœopathy not opposed to Experience—not Faith—Medicines in Health—Illustrations :—Light, Seed, and the Magnet.	

#### CHAPTER II.

<b>Advantages of Homœopathy</b> . . . . .	26
Success—Economy—Homœopathy in Cholera—Constipation—Statistics—Gentle Measures—Jerrold's Death-bed—The Single Remedy—Medicines Specific—Children—Experimental Practice—Preventive Medicine—Future of Homœopathy— <i>Magna est veritas, et prevalebit.</i>	

## CHAPTER III.

<b>Observations on Health</b> . . . . .	PAGE 38
General Hints—Bathing—The Wet-pack—Exercise—Clothing—Light—Fresh Air—Bed-rooms—Water.	

## CHAPTER IV.

<b>Medicines, Diet, etc.</b> . . . . .	51
Forms of Medicines:—Globules, Pilules, Tinctures, Triturations—Medicine-Cases—List of Medicines: Internal and External—Directions for taking Medicines—Hours—Dose—Repetition of Doses—Alternation of Medicines—Diet:—Milk Diet, Ordinary Diet, Meat Diet, Extraordinary Diet—Tobacco and Snuff—Drugs.	

---

 PART II.
 

---

## DISEASES:

 THEIR CAUSES, SYMPTOMS, AND TREATMENT.
 

---

## CHAPTER I.

<b>Fevers</b> . . . . .	61
Simple Fever—Typhoid and Typhus—Accessories in Fevers—Preventives—Intermittent Fever, Ague.	

## CHAPTER II.

	PAGE
<b>The Eruptive Fevers . . . . .</b>	<b>78</b>
Scarlet Fever, Scarlatina—Measles—Smallpox— Chicken-pox—Erysipelas, St. Anthony's Fire.	

## CHAPTER III.

<b>Diseases of the Organs of Breathing . . . . .</b>	<b>98</b>
Cold in the Head—Influenza—Hoarseness— Clergyman's Sore Throat—Cough—Hooping- Cough—Croup: Inflammatory and Spasmodic —Inflammation of the Lungs and Pleurisy— Asthma—Bronchitis—Chronic Bronchitis— Consumption.	

## CHAPTER IV.

<b>Diseases of the Organs of Digestion . . . . .</b>	<b>134</b>
Indigestion—Vomiting—Sea-sickness—Colic— Biliousness—Heartburn, Flatulence, etc.— Jaundice—Inflammation of the Liver—Chronic Inflammation of the Liver, Liver Complaint— Diarrhœa—Diarrhœa in Children—Dysentery, Bloody Flux—Asiatic or Malignant Cho- lera—Constipation—Worms—Piles—Protru- sion of the Bowel.	

## CHAPTER V.

<b>Affections of the Head . . . . .</b>	<b>178</b>
Headache—Sick-Headache, Bilious Headache— Epilepsy, Falling-Sickness.	

## CHAPTER VI.

<b>Affections of the Eyes and Ears</b> . . . . .	PAGE 187
Inflammation of the Eyes—Bloodshot Eye—Stye on the Eyelids—Foreign Bodies in the Eye— Inflammation of the Ears—Earache—Running from the Ears—Deafness.	

## CHAPTER VII.

<b>Affections of the Mouth, Nose, Teeth, and Glands</b>	196
Offensive Breath—Thrush, Frog—Teething— Convulsions—Toothache—Sore Throat, Quin- sy—Mumps—Derbyshire Neck, Goitre.	

## CHAPTER VIII.

<b>Affections of the Skin</b> . . . . .	214
Itching of the Skin—Nettle-rash—Ulcers, Sores —Boils—Chilblains—Chapped-Hands—Warts —Corns—Whitlow—Ringworm.	

## CHAPTER IX.

<b>Hæmorrhages</b> . . . . .	227
Spitting and Vomiting of Blood—Bleeding from the Nose—Bleeding from the Urinary Organs —Hæmorrhage from the Womb and Vagina, Flooding—Hæmorrhagic Diathesis.	

## CHAPTER X.

	PAGE
<b>Accidents</b> . . . . .	238
Wounds—Bruises—Black-eye—Cuts—Sprains —Fatigue and Over-exertion—Burns and Scalds—Broken Bones—Strangulated Rupture —Poisons—Drowning.	

## CHAPTER XI.

<b>Miscellaneous Diseases</b> . . . . .	254
Rheumatic Fever—Chronic Rheumatism—Lum- bago—Gout—Palpitation of the Heart—In- continence of Urine—Wetting the Bed—Re- tention of Urine—Spermatorrhœa, Involuntary Emissions.	

---

 PART III.
 

---



---

 CONCISE MATERIA MEDICA.
 

---

## CHAPTER I.

<b>Remedies for Internal Use</b> . . . . .	270
Aconitum—Antimonium Crudum—Antimonium Tartaricum—Arnica Montana—Arsenicum— Belladonna—Bryonia—Calcarea Carbonica— Camphora—Carbo Vegetabilis—Chamomilla—	

	PAGE
<b>Remedies for Internal Use</b> ( <i>continued</i> ).	270
China—Cina—Coffæa—Colocynthis—Drosera —Dulcamara—Hepar Sulphuris—Ignatia— Ipecacuanha—Kali Bichromicum—Lycopo- dium—Mercurius—Nux Vomica—Opium— Phosphorus—Pulsatilla—Rhus Toxicodendron —Silicea—Sulphur—Veratrum.	

## CHAPTER II.

<b>External Remedies, Antidotes, etc.</b>	286
Arnica Montana—Calendula Officinalis—Rhus Toxicodendron—Antidotes—Genuine Medi- cines.	

---

## PART IV.

---

### CLINICAL DIRECTORY.

---

### INDEX.

THE  
STEPPING-STONE  
TO  
HOMŒOPATHY AND HEALTH.

---

PART I.

---

CHAPTER I.

**History of Homœopathy.**

**Introductory.** This small volume is issued as a "Stepping-Stone to Homœopathy;" a few remarks, therefore, explanatory of this system of medicine, may appropriately precede its more practical teachings.

Life is the noblest gift of God, and good health is one of its greatest accompanying blessings. To preserve health in its integrity, or to recover it when lost, are the objects contemplated in the publication of this manual. The reader is requested to pause a few minutes, before entering on its practical details, in order briefly to consider

some of the more prominent features, and a few of the advantages that would arise from the more general and extended adoption, of Homœopathy.

Early Homœopathy is a system of medicine **History.** for the cure of all curable diseases, first discovered and adopted nearly eighty years ago (A.D. 1790), by that great physician, HAHNEMANN. We do not, however, claim for that distinguished man the *invention* of Homœopathy; he only removed the obscurity which had hitherto shrouded the subject, and unfolded to mankind a great law of nature, just as Newton *discovered* the principle of gravitation. Glimmerings of this science had been caught, many centuries before, by Hippocrates and others, but the illustrious Hahnemann was the first fully to grasp the principle, and to enunciate it as *the* law of healing, and therefore of universal applicability. At first, its professors were few, and consisted of the immediate friends and disciples of Hahnemann; but ever since, they have been steadily multiplying, so that now medical men, many of them of great intelligence and high principle, are to be found practising Homœopathy in every civilized portion of the globe.

There are about three hundred avowed legally qualified practitioners in Great Britain; but if those who approve the system, and practise it in secret, were added, the number would be more than doubled.

**Status of Professional Homœopaths.** It is often represented that Homœopathic medical men occupy an inferior position to those of the old school. *The Medical Register*, issued under the direction of and in accordance with an Act of Parliament, may be appealed to in proof that the three hundred Homœopathic practitioners of Great Britain hold the same degrees and diplomas, have the same legal rank, and have passed through the same course of study, under allopathic professors, as their brethren of the old school. On the Continent, and in America, Homœopathy is practised almost co-extensively with Allopathy. Many there

**Indirect Influence.** are who practise Homœopathically, but have not the courage to avow it; and many others, impelled by the influence which this system is everywhere exerting, are greatly modifying their practice. The good thus indirectly effected by the discovery of Hahnemann is immea-

surable. Not only medical men, but tens of thousands of intelligent persons, in every civilized portion of the globe, confide in Homœopathy as the best and truest system of cure.

**Homœopathy** It is true, the statement is often going down? made by its opponents, that the new system is on the decline. "Homœopathy is going down," remarked a medical man of the Allopathic school, recently. It is going down. Not, however, in the sense he wished. It is sinking deep into the understandings and hearts of the public. Almost everywhere the people are directing their attention to the subject. They try it, and in the hour of sickness confide in it; and if not conversant with the scientific proofs of Homœopathy, they recognise in it a power to heal superior to that they have ever experienced under the old plan of treatment.

**Homœopathy** It is deserving of remark, that in appeals to the discovery of Homœopathy,

**Facts.** Hahnemann did not first conceive a *theory*, and afterwards seek for facts with which to uphold it. No! At the very starting point, and at each successive step, he relied solely upon

*facts.* What he learned was from *facts*, based upon carefully conducted experiments. His assertions were grounded upon *facts*, the result of patiently and oft-repeated investigations. For several years he kept his discovery to himself; at the same time that he was arranging and accumulating evidence founded upon *facts*, which were diligently collected and closely scrutinised. Homœopathy is still upheld by *facts*. It is because it has stood the trial of *experience* that it has been preserved to the present time, and will be transmitted to the latest generations.

Small Homœopathy does not mean a *small dose*, **Doses.** as it is often supposed to do. The grand principle—that which forms the basis of the science—is, *like curing like*, irrespective of the quantity of the dose. Hahnemann, after he had discovered the science, employed doses of the usual quantity. Experience and further investigation, however, taught him that smaller doses were not only sufficient and more safe, but that when frequently administered were more efficient than large ones. Apart from this, it is a matter of perfect indifference to Hahnemann or his fol-

lowers whether they administer medicine in large or small doses. If they found large doses more efficient in curing diseases than small ones, they would assuredly administer the former rather than the latter.

**Homœopathy** The results obtained by Homœo-  
 opposed to pathic practitioners with small doses  
 Experience? have been said to be opposed to all  
 previous experience. But the truth is, that prior  
 to the researches of Hahnemann and his followers  
 we had no experience at all in these matters. It  
 is, consequently, just as absurd for medical men  
 to deny that Homœopathic remedies can effect the  
 cure of disease because such cures are contrary to  
*their* experience, who have never tried them, as  
 for a certain King of Siam to have treated as false  
 the statement that in some countries, and in some  
 seasons, water, under the influence of frost, be-  
 comes changed from a fluid to a solid, permitting  
 persons to walk upon it, because in his country no  
 such phenomenon had ever been witnessed! Sia-  
 mese philosophers are not yet extinct.

**Faith not** That Homœopathy is not mere faith  
**Homœopathy.** or imagination, is proved by its

curing the diseases of infants and of patients in delirium, as well as of the inferior animals. The writer is personally acquainted with many intelligent farmers who employ none other than Homœopathic medicines in the treatment of their sick animals. It must be admitted that the farmers of this country are generally shrewd and calculating men, not easily deceived in matters affecting their interests; and as great numbers of them declare that Homœopathy cures diseases that were incurable by the old method, that it cures more quickly, at a less cost, and without damage to the constitutional powers of animals, we have the best evidence that the success of Homœopathy is not the result of mere faith, but of valuable medicines, properly administered.

The success of Homœopathy is anything but the result of faith in those who practise it. Persons are generally slow to believe in it, and seldom have recourse to it, *at first*, without doubts and misgivings. Benefits are derived, in spite of their unbelief. Faith in Homœopathy comes and grows only as their cure progresses and is complete. The very improbability of a dose so small and so

unlike what had been formerly given, acts, so far as the imagination has any influence upon the cure, unfavourably, instead of the reverse.

**Medicines** A story is often told of a child swallowing the contents of a tube of globules, which created great alarm but took "no effect." Supposing the circumstance to have occurred, it does not at all affect the truth of Homœopathy. Homœopathic medicines, in the form they are usually administered, are prepared with the view of *acting in disease*, when the parts are far more sensitive than in a state of health, and much more easily affected. A healthy constitution has no susceptibility for attenuated drugs; to ensure their action they must be administered in a low or crude form, so as to produce unnatural effects; in short, a kind of poisoning.

**Illustrations.** A ray of light falling upon a diseased eye will cause pain, or even become intolerable, although in health the same eye is unaffected by the broad light of day. The susceptibility of the eye is heightened by disease. Millions of rays of light afforded pleasure in health: now, one ray gives pain. Just so in reference to

the tube of globules, *that which will produce no disturbance in health will, in disease, with heightened sensibility, act powerfully.*

**Seed.** We borrow another illustration. Small doses may be taken without producing effects, just as seed may be sown without yielding fruit. It were as reasonable to expect a plentiful harvest from seeds scattered on the sea shore, or on a beaten path, as to expect "effects" from infinitesimal doses when the natural accessories are wanting. As seed will not grow unless the soil is congenial and prepared, so small doses will not act if the symptoms calling for their action are absent. The

The disease must have the same attraction

**Magnet.** for the medicine that *the magnet has for iron.* You could not tell by touching the loadstone with a piece of copper that it had any power of attraction; neither could you tell by taking an attenuation of *Aconitum* in a state of health, that it had any power. But try the magnet with a piece of *iron*, and *Aconitum* with a *quick pulse*, and then their energy will be demonstrated.

When it is said the globules took "no effect," what is meant is, the effects which follow Allopa-

thic doses, *viz.*, vomiting, purging, extreme pain, etc. And here we have an illustration of the safety of Homœopathic remedies, and how favourably they contrast with the strong drugs and severe measures often employed under the old system of treatment. Well, indeed, would it have been for thousands of Allopathic patients if bleeding, blisters, purgatives, mercury, etc., had also taken "no effect."

---

## CHAPTER II.

### **Advantages of Homœopathy.**

We have only space to refer to some of the advantages arising from adopting Homœopathic treatment.

**Economy.** Economy is secured, chiefly, from the shortened duration of diseases. Bleeding, blistering, purging, and other debilitating measures are discarded, so that, the disease being cured, the patient soon regains his strength, because it has not been expended by exhausting treatment. Tedious convalescence and permanently shattered

health too often follow Allopathic drugging. Patients often suppose they have not fully "got over" the disease, when in reality they only suffer from the effects of drugs. To the industrious portions of the community, who live by their labour, an early return to health is of great importance; and it is a fact of too common occurrence, that much inconvenience and want often result from the injudicious and protracted measures of the old system.

**Homœopathic** In respect to successful treatment,  
**Success.** Homœopathy is immensely superior to Allopathy. Patients who have been under both systems are best able to judge of their comparative merits, and such almost universally give the palm to Homœopathy.

**Is the Public a** It may be said, the public is competent judge? incompetent to judge of such matters; but it is not so; and although it might for a time be deceived, the deception could not last long. In matters affecting its personal interest, the public is remarkably shrewd, and seldom fails to arrive at a sound conclusion. Not only the general public but also physicians the

most highly educated in the profession, after due investigation and experiment, have renounced the old for the new system of practice; while some of the most profound scholars and greatest nobles in the land are Homœopaths. The clergy and ministers of all denominations are rapidly embracing the system. That distinguished sect, so often foremost in the field of philanthropy, the Friends, is almost entirely Homœopathic. So, we venture to affirm, will all be who have the moral courage to enquire, investigate, and think for themselves.

**Homœopathy** The superiority of Homœopathic and Cholera. over Allopathic treatment applies both to acute and chronic diseases. When cholera prevailed in this country, *two out of every three patients were lost* by the old system; on the other hand, Homœopathy *saved two out of every three*. We cite the testimony of Dr. Macloughlin, a medical inspector appointed by the Board of Health, to investigate cases of cholera, and who was always strongly opposed to Homœopathy. He thus writes to one of the surgeons of the London Homœopathic Hospital:\*

\* British Journal of Homœopathy, vol. 13, page 681.

“I need not tell you that I have taken some pains to make myself acquainted with the rise, progress, and medical treatment of cholera; and that I claim for myself some right to be able to recognise the disease, and to know something of what the treatment ought to be; and, that there may be therefore no misapprehension about the cases I saw in your hospital, I will add, that all I saw were true cases of cholera, in the various stages of the disease; and that I saw several cases which did well under your treatment, which I have no hesitation in saying would have sunk under any other.

“In conclusion, I must repeat to you what I have already told you, and what I have told every one with whom I have conversed, that, although an Allopath by principle, education, and practice, yet, was it the will of Providence to afflict me with cholera, and to deprive me of the power of prescribing for myself, I would rather be in the hands of a Homœopathic than an Allopathic adviser.”

**Constipation.** Take, as a further illustration of its success, *Constipation of the bowels*. Allopathy cannot *cure* this complaint. It can only give aperients or purgatives; and these, so far from removing the evil, in the long run generally aggravate it; whereas, by a little perseverance in the use of her remedies, Homœopathy cures it.

**Statistics.** We confidently refer, in proof of the

success of Homœopathic treatment, to the statistics of the various hospitals and dispensaries conducted on purely Homœopathic principles in this country, on the Continent, and in America. We have not space here to record even a selection from that accumulated evidence which has now become so voluminous. Numerous volumes of Homœopathic clinical information, and the reports of the results of the practice of our hospitals and dispensaries, are open to the inspection of all; for Homœopathy, differing in this respect from every system of quackery, courts investigation. Nothing is considered so inimical to its interests as concealment. Facts so bear out its inherent truth as to carry with them their own irresistible credentials, and these we are confident will eventually remove every impediment to its general study and universal practice.

**Gentle Measures.** Contrast the chamber of the Allopathic, with that of the Homœopathic, patient. In the former, there is the bleeding-basin, the repulsive leech, the blister and its accompaniments—sores, salves, and dressings—the emetic and its disagreeable results, purgatives, and their

disgusting and hurtful consequences. Think of these invading the last and most sacred hours of life, and being often inflicted on helpless infants and terrified children, as not merely unnecessary, but pernicious beyond calculation; often destroying, by such harsh appliances, the very life intended to be saved. Turn now to the chamber of the Homœopathic patient. He is very ill, but the law of self-preservation is respected, and the "life's blood is spared." No leeches or blisters are used; the linen is clean, and the air is sweet, for there has been no emetic, or purgative, or salivation. Perhaps the only article indicative of sickness is a glass or bottle of medicine, inoffensive alike to both taste and smell, but potent to mitigate the sufferings of the patient, and restore him to health.

Jerrold's "*Why torture a dying creature, doctor?*" were the words and remonstrance of Douglas Jerrold to his medical attendant within a few hours of his death. The doctor insisted on administering medicine and cupping, notwithstanding extreme exhaustion. His son and biographer, Blanchard Jerrold, says, "We

waved the fans about him, giving him air, and still, at intervals, he talked faintly, but most collectedly. The dawn grew into a most lovely summer morning. At ten o'clock the patient was cupped. He could hardly move in bed, and again said, 'Why torture a dying creature, doctor?' But the cupping took no effect." This is a sad picture. Thank God, Homœopathy is putting an end to such inhuman means, by substituting natural and gentle appliances, such as shall conserve the life-powers, and diminish, not aggravate, existing sufferings.

**The Single** Another manifest advantage is the **Remedy.** giving of only one remedy at a time, thus ascertaining the pure action of each separate drug, and avoiding the confusion resulting from mixing different substances in one prescription. Every remedy has an action peculiar to itself; and it cannot but happen, when several drugs are introduced into the system at the same time, that they interfere with each other. If, under such circumstances, good is effected, it is often impossible to determine which one, or how many out of the number, have contributed to the

result. Or, if no good follows, and it be necessary to alter the prescription, then it must be also impossible to know what change to make, what portions to omit, what new ones to add. Dr. Paris, a distinguished Allopathic physician, says he was once told by a practitioner in the country, that the quantity and complexity of the medicines which he gave his patients were always increased in the ratio with the obscurity of their cases. "If," said he, "I fire a profusion of shot, it is very extraordinary if some do not hit the mark." A patient in the hands of such a practitioner, says Dr. Paris, has not a much better chance than a Chinese Mandarin, who, upon being attacked with any disease, calls in twelve or more physicians, and swallows in one mixture all the potions which each separately prescribes. In Homœopathy we only give one medicine at a time; its action upon the system is then simple and undisturbed; and we are no longer in doubt as to what is doing good.

**Homœopathic Medicines** An important advantage are **Specific.** in our medicines is, that they only act on diseased parts. Thus, in affec-

tions of the brain, the bowels are not operated on by purgatives; or the liver, mouth, and bones by mercury; or the skin by blisters; but such substances are administered as have been proved to operate *directly on the brain itself*. So in diseases of the chest; the bowels, liver, and skin are undisturbed, and that part only acted upon in which disease exists. This is a great advantage. Under such treatment disease cannot be produced in healthy parts, and the disappearance of the disease is a sign that it is absolutely cured.

**Homœopathy** Our medicines are not disagreeable. This is an advantage which every mother can appreciate who knows that her children have a *natural* and *proper* disgust of old physic.\* Adults swallow nauseous draughts and pills in the *hope* of deriving benefit therefrom; in the case of children, however, the prospect of benefit is often far more than counterbalanced by the horror and disgust which the abominable compound excites. And, further, the diseases of

\* "Many a medicine given to children is so horrible that a medical practitioner ought to be present to count the pulse, and to watch the countenance during its administration, just as is properly the case at a military flogging."

children are influenced most strikingly and favourably by Homœopathic medicines; and every practitioner has often received the warmest thanks of parents from whose children most alarming diseases have been removed as by a charm.

**Experimental Practice.** We do not try experiments with our drugs on the sick. The practice of trying the effects of drugs on persons suffering from disease is *cruel and dangerous*; cruel, because it torments the patient already suffering from disease; and dangerous, because it often undermines the constitution, and interposes obstacles to that natural tendency to recovery which Infinite Goodness has interwoven with life. Homœopathic drugs, on the contrary, are always tried on medical men and their friends when in health, in repeated doses and sufficiently large to ascertain their properties, before administering the smaller and attenuated doses of such medicines to the suffering.

**Preventive Medicine.** Homœopathy is *preventive* as well as *curative*. Its medicines have the power of preventing, or arresting at the very outset, many diseases, such as colds, influenza,

various fevers, cholera, etc. In the practical portions of this work, it will be found that we have suggested preventive as well as curative measures.

**Future of Homœopathy.** It may be asked, Will Homœopathy ever become universal? We reply, most great discoveries and improvements have been obstinately opposed at first, but, having truth for their basis, have triumphed in the end. So Homœopathy, in spite of the bitterest and most unprincipled opposition which it has received from the very commencement, has continued to spread in an ever-increasing ratio, so that now, wherever the sun shines, and the light of European civilization has penetrated, and suffering humanity is found, Homœopathy is acknowledged and embraced as one of the greatest and most humane of modern discoveries. We have an impressive illustration in the case of Hahnemann, the first expounder of Homœopathy, who was cruelly persecuted, and finally driven an exile from his native Saxony. Yet now, in the very city of Leipsic, from which he was banished, there adorns a plot of ground a monumental statue, in bronze, of that immortal physician! If Homœopathy, then, could

not, in its early infancy, be destroyed, there is little to fear for it now that it has grown to the proportions of a giant. Nearly all its present adherents have been converted from the old system, through *experiencing or witnessing* the superior advantages of the new, in the face of those deeply-rooted prejudices which it is difficult entirely to discard. Thousands of families, on the other hand, are now being reared up under Homœopathic influences, who have never espoused, and probably never will, any other system. The tendencies of such will be in the right direction, and they will become its consistent and unwavering advocates. Judging, then, of the future by the light of the past, and believing the saying, "Magna est veritas, et prevalebit," we are led to the inevitable conclusion that Homœopathy, founded as it is upon truth, upon an immutable natural law, will ultimately become the exclusive and universal mode of curing disease.

which additional paragraphs are appropriated.  
Bathing. As an invulnerable aid to health, and as  
a general rule, once a day—certainly not less fre-

## CHAPTER III.

**Observations on Health** (*Hygiene*).

**General** All persons should, if possible, take  
**Hints.** moderate daily exercise in the open air, or if the weather is unsuitable, in well lighted and properly ventilated rooms. Undue indulgence in every passion, all excessive emotions, as grief, care, anger, must be guarded against. The active requirements of business, as well as all its cares and anxieties, should be strictly confined to ten or twelve hours each day, and the remaining portion of the twenty-four hours appropriated to rest, recreation, and the general improvement of the mind and body. The regular habit should be formed of going to bed early, and rising early. Even children, who generally wake early, should never be compelled to lie in bed, as nature seems to have intended every one to rise early. A passing remark on these topics is all our limited space permits, except on two or three points, to which additional paragraphs are appropriated.

**Bathing.** As an invaluable aid to health, and as a general rule, once a day—certainly not less fre-

quently than every second morning—every person in health should bathe or sponge the whole body with cold water, immediately following it by friction and exercise to promote the reaction. This tends to health, just as opening a window lets fresh air into a room. Merely washing the hands, face, and neck, is by no means sufficient; the entire surface of the body requires the application of water, not only for the purpose of cleanliness, but as a means of invigorating the capillary circulation, and so fortifying the system as to enable it to resist atmospheric vicissitudes. The secret of attaining these ends consists in employing water in such a manner and of such a temperature, and in the body being in such a condition before and after the application, that the reaction or glow shall be most perfect. The best time for a cold bath is on rising from bed, before the body has had time to get chilled. Bathing should not, therefore, be practised when the body is cold or cooling, or when it is exhausted by exertion or fatigue, or is naturally too weak. A bath should not be taken too soon after a meal; nor should the time spent in the bath be too long; that may

vary, according to circumstances, from about one to four minutes.

For information on various forms of baths, and the conditions under which they are admissible, consult the "Vade Mecum of Modern Medicine and Surgery."

**The Wet Pack.** As we have often recommended the wet pack in this manual, we give here a description of this useful process. Spread a mackintosh sheet or stout blanket or quilt on a mattress, and over it, leaving a margin at the head, spread a thick linen sheet, *wrung* out of *cold* water. The wringing is best effected by two persons, one taking hold of either end, the sheet being doubled, and twisting as long as any water can be got out. In fevers, the colder the water is the better; for very delicate persons with feeble reaction, water at 68° may be used. The patient is to be extended on his back, naked, on the wet sheet, so that the upper edge covers the back of the neck, but the lower one is to project beyond the feet; holding up the arms, one side of the sheet is to be thrown over the body and tucked in; the arms are now placed by the sides, and the other part of the wet

sheet is thrown over all, and tucked rather tightly in, turning in the projecting ends under the feet. The mackintosh or blanket is then to be brought over all the sheet, and well tucked in round the neck, at the sides, and over the feet, so as completely to exclude the air. A stout quilt or extra blanket is to be put over all. In a short time the patient will become warm; the sensation is most agreeable, especially in fevers. The patient may remain in the pack three quarters of an hour to an hour, then be put into a shallow bath of water at  $64^{\circ}$ , well washed, dried, and put to bed. It may be repeated once or twice a day, according to circumstances and the violence of the attack. Perspiration may be encouraged by giving sips of cold water. If the head becomes congested, or the face flushed while in the pack, a cold compress should be applied over the forehead. A little practice will enable any one to apply it. It is invaluable in the *early* stages of all fevers, and in *scarlatina*, *measles*, and *small-pox*, it assists in bringing out the eruption.

**Exercise.** This is essential to health and long life. No one in health should neglect to walk a moderate

distance every day in the open air, if possible in the country, where pure air can be freely inhaled. Other things being equal, this will ensure the proper action of every important function. The walk for health should be diversified, including ascents and descents, and varying scenery; and be alternated, when circumstances admit of it, with riding on horseback, with gardening, or similar pursuits. Such modes of exercise, practised moderately and regularly, and varied from day to day, are much more advantageous than the exciting, immoderate, and irregular exertions of the ball-room, the hunting field, the cricket-ground, or the rowing match. For feeble and infirm persons, carriage-exercise, if it may be so called, and frictions over the surface of the body and extremities, by means of towels and bath gloves, may be substituted for active exertion.

The proper periods for exercise are when the system is not depressed by fasting or fatigue, or oppressed by the process of digestion. The robust may take exercise before breakfast; but delicate persons, who often become faint from exercise at this time, and languid during the early part of the

day, had better defer it till from one to three hours after breakfast. An evening walk, in fine weather, is also advantageous. Exercise prevents disease by giving vigour and energy to the body and its various organs and members, and thus enables them to ward off or overcome influences which tend to impair their integrity. It cures many diseases by equalising the circulation of the blood and the distribution of nervous energy, thus invigorating and strengthening weak organs, and removing local torpor and congestion.

**Clothing.** Clothing should be arranged with a view to comfort, and according to the requirements of the season. Summer clothes should not be put on too soon, or winter ones too late. Thin-soled boots and shoes are destructive to health. So are stays. The body is strong enough to support itself; while stays often bring on diseases of the lungs and other important organs. The muscles of the body were intended to sustain it erect, but when stays are applied, they soon become indispensable, by superseding the action of the muscles; and, in accordance with a well-known law of the muscular system, when they cease to be used they cease to grow,

The following passage on clothing suggests points of great practical importance :—

“The clothing may be either insufficient or improper; and this insufficiency or impropriety may be either *constant*, as in leaving uncovered the abdomen, thighs, and legs of young children, and the neck, chest, and arms of children and young girls, and in the neglect to put on flannels in winter; or it may be only *occasional*, as in the adoption of muslin and low-bodied dresses by ladies, and thinner neck-ties, vests, and boots by gentlemen for evening parties; and in the neglecting to add more clothing during sleep. The frequency with which disease results in children from the inhuman practice of leaving their digestive, respiratory and other organs, and their extremities exposed to the chilling blasts and varying temperature of our atmosphere, is unfortunately too well known to need that I should enter into any proof; nor need I more than protest against the cruelty of leaving those parts naked in children, that we find it absolutely necessary to clothe the most warmly in adult life; and more especially when we reflect that in childhood the body is small and the stock of animal heat insufficient, and the bodily growth in progress, and that growth is retarded and checked by cold and favoured by warmth; that there is absence of reason and experience to teach how to keep up the warmth of the parts exposed; while in adult life the body is large and the stock of animal heat more adequate, the growth complete, and reason

and experience possessed. I am convinced that many of the cases of infantile diarrhoea, cholera, constipation, remittent fever, dropsy after scarlatina, marasmus, phthisis, bronchitis, pneumonia, quinsy, hoarseness, and ophthalmia, result from this exposure."\*

**Light.** The importance of sun-light for physical development and preservation is much undervalued. Women and children, as well as men, in order to be healthy and well-developed, should spend a large portion of each day where the solar rays can reach them directly. In very hot weather, during the excessive heat of the day, the shade of a tree, grove, or even an airy house, may be sought, but never our dark parlours and rooms, for the cold "damp of death" is within them. Even at night houses are only fit to be occupied that have been purified by the solar rays in the day-time.

The value of sun-light, with its accompanying influences, for animal development, may be illustrated by such facts as the following:—In decaying organic solutions, animalcules do not appear if light is excluded, but are readily organized when light is admitted. The tadpole, kept in the dark, does not pass on to development as a frog, but

\* "Taking Cold," by J. W. Hayward, M.D.

lives and dies a tadpole, and is incapable of propagating his species. In the deep and narrow valleys among the Alps, where the direct rays of the sun are but little felt, cretinism, or a state of idiocy, more or less complete, commonly accompanied by an enormous goitre, prevails as an epidemic, and is often hereditary. Rickets, or deformities, crookedness, and swelling of the bones, are very common among children who are kept in dark alleys, cellars, factories, and mines. It has been found that, during the prevalence of certain epidemic diseases, the inhabitants who occupy the side of the street and houses upon which the sun shines directly, are less subject to the prevailing disease than those who live on the shaded side. In all cities visited by the cholera, it was invariably found that the greatest number of deaths took place in narrow thoroughfares, and on those sides of streets having a northern exposure, from which the salutary beams of the sun were excluded. It is said that the number of patients cured in the hospitals of St. Petersburg were four times greater in rooms well lighted than in those confined in dark rooms. This discovery led to a complete

reform in lighting the hospitals of Russia, and with the best results.

**Fresh Air.\*** A proper supply of pure fresh air is essential for the preservation of life and health. Although life may not suddenly be destroyed by breathing an impure atmosphere, still the vital energies are slowly but surely impaired; especially those of growing children and persons suffering from disease.

*Bed-rooms*, in which about one-third of human life is passed, are generally too small, and badly ventilated. The doors, windows, and even chimneys are often closed, and every aperture carefully guarded to exclude fresh air. The consequence is, that long before morning dawns the atmosphere of the whole apartment becomes highly noxious from the consumption of its oxygen, the formation of carbonic acid, and the exhalations from the lungs and skin. In an atmosphere thus loaded with effluvia, the sleep is heavy and unrefreshing, partaking more of the character of insensibility. Due provision for the uninterrupted admission of

\* For much useful information on Ventilation, see the January number of "The Homœopathic World," 1866.

fresh air, and the free escape of impure air, secures lighter, shorter, and more invigorating sleep. *An airy, well-ventilated sleeping apartment should be regarded as one of the most important requirements of life, both in health and sickness.* With few exceptions the door and window of the bed-room may be left open, except in foggy weather, with perfect safety. A current of air may be prevented from playing on the face of the occupant, by placing the bed in a proper situation, or by suspending a single curtain from the ceiling. We may be permitted to add, we always sleep with a portion of the top sash of the window down, except in very bad weather; even then the door of communication with the adjoining room or landing remains open.

**Water.** Water is the natural drink of man, and may always be taken in moderation when thirst is present. It performs important purposes in the animal economy, and is absolutely indispensable for life and health. Water enters largely into combination with all our food, and acts as a solvent of everything we take. It also acts as a vehicle to convey the more dense and less fluid

substances from the digestive tract to their destination in the body. It gives fluidity to the blood, holding in suspension, or solution, the red globules, albumen, fibrine, and other constituents which enter into the different structures of the body, the whole of which are formed from the blood. Not only the soft parts of the body, but even the very bones, or the materials of which they are composed, have at one time flowed in the current of the blood. To prove how essential water is for the development and maintenance of the animal body, we may state that a calculation has been made which shows that a human body weighing 154 lbs. contains 111 lbs. of water. Such a fact should suggest the necessity for obtaining water pure, and taking it unpolluted by animal and mineral ingredients. Water may be obtained tolerably pure in rain or snow collected in suitable vessels in the open country, away from crowded dwellings and manufactories. Spring, river, sea, surface, well, and mineral water, all contain various substances dissolved in them, which render them, without distillation or filtration, unsuitable for drinking, or even for the preparation of articles of diet. The purest water

is obtained from deep wells, bored through the earth and clay down to the chalk (*Artesian Wells*). For cooking purposes and even bathing, the purest water that can be obtained is the best.

One important object contemplated by the writer of this work is, the removal of a foolish prejudice, which unhappily exists in the minds of many, against pure water, an element which God has provided for His creatures with the most lavish abundance; and of promoting, both for internal and external purposes, a more regular use of this invaluable boon and blessing. Pure water has justly been regarded as an emblem of innocence, truth, and beauty. In a community in which this element shall be used as the chief beverage, and more abundantly for purposes of purification, we may hope to find in the morals of the people reflections of virtue of which water is so vivid a type. And, in a sense which more immediately bears on the subject of this manual, suffering will be more easily controlled by our remedies, and the development of those latent tendencies to disease most effectually prevented, which the habits and fashions of the present age seem to favour.

## CHAPTER IV.

## Medicines, Diet, etc.

**Forms of Medicines.** The following brief description of the different forms of medicines used in the practice will afford the beginner the necessary information on the subject. The preparations are of four kinds—*Globules*, *Pilules*, *Tinctures*, and *Triturations*.

**Globules.** *Globules* are about the size of poppy-seeds, and are the most portable. Though considered convenient for administration to infants, they are now giving place to *Pilules*.

**Pilules.** *Pilules* are very much larger than globules, but are medicated in the same manner, and being more appreciable to the touch, and easily counted, are generally preferred for domestic and dispensing purposes.

**Tinctures.** *Tinctures* contain the more active principles of the vegetable medicines, in a greater or less concentrated form, and are supposed to be more decided and rapid in their action, in acute

diseases, than either globules or pilules. It is therefore advisable for those who reside at a distance from medical aid, to be furnished with a selection of the tinctures adapted to sudden and acute diseases, in addition to a complete case or chest of the globules or pilules, especially those numbered 1, 6, 7, 19, 23, 25, 26, and 30 in the list, page 53.

**Triturations.** *Triturations* are in the powder-form, and contain a portion of the original crude substance triturated with a given quantity of sugar-of-milk; they are necessary to the administration of the lower attenuations of insoluble medicines, such as *Calcareo Carbonica*, *Hepar Sulphur*, *Mercurius*, *Silicia*, etc.

**Medicine Cases.** A medicine-case should be constructed expressly for the medicines, and used for no other purpose; it should be kept locked, under the charge of a responsible person, and be protected from light and heat; it should also be kept quite apart from substances which emit a strong odour. Immediately after using a vial, it should be corked again, and the corks or medicines never changed from one vial to another.

List of Medicines. The following is a list of medicines prescribed in this manual, and the dilutions recommended for domestic use.\*

LATIN NAMES.	DIL.	ENGLISH NAMES.
1 Aconitum Napellus	3	Monk's-Hood or Wolf's-Bane
2 Antimonium Crudum	6	Crude Antimony
3 Antimonium Tartaricum	6	Tartar Emetic
4 Arnica Montana	3	Leopard's-Bane
5 Arsenicum Album	3	Arsenic
6 Belladonna	3	Deadly-Nightshade
7 Bryonia Alba	3	White Bryony
8 Calcarea Carbonica	6	Carbonate of Lime
9 Carbo Vegetabilis	6	Vegetable Charcoal
10 Chamomilla	3	Wild Chamomile
11 China	3	Peruvian Bark
12 Cina	3	Mugwort of Judea
13 Coffæa	3	Mocha Coffee-Berries
14 Colocynthis	3	Bitter Cucumber
15 Drosera	3	Sundew
16 Dulcamara	3	Woody-Nightshade
17 Hepar Sulphuris	6	Sulphuret of Lime
18 Ignatia Amara	3	St. Ignatius's Bean
19 Ipecacuanha	3	Ipecacuanha
20 Kali Bichromicum	3	Bichromate of Potash
21 Lycopodium	3	Wolf's-Foot
22 Mercurius	6	Mercury
23 Nux Vomica	3	Strychnos Nux Vomica
24 Opium	3	White Poppy
25 Phosphorus	3	Phosphorus
26 Pulsatilla	3	Wind-Flower
27 Rhus Toxicodendron	3	Creeping Poison-Oak
28 Silicea	6	Silex
29 Sulphur	6	Sulphur
30 Veratrum Album	3	White Hellebore

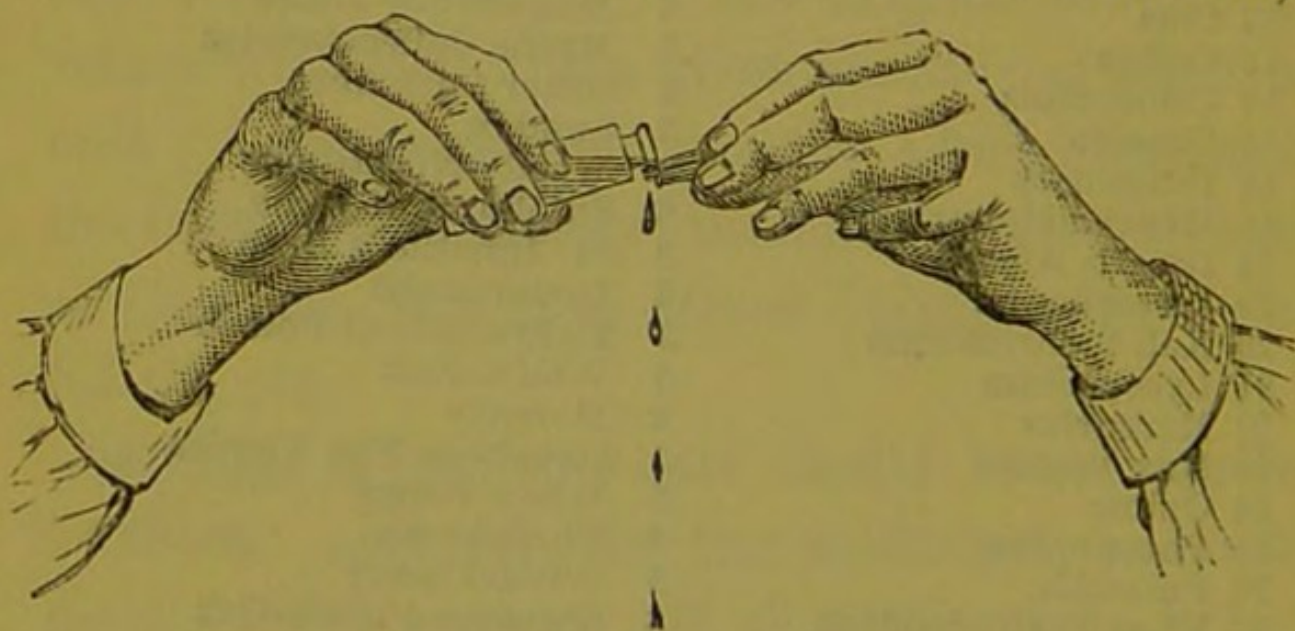
Also the strong TINCTURE OF CAMPHOR, to be kept separately.

#### EXTERNAL REMEDIES :—

Arnica Montana, Calendula Officinalis, and Rhus Toxicodendron.

\* For information respecting the properties and uses of the medicines in the above list, consult the *Materia Medica*, at the end of the work.

**Directions** If these directions are carried out, the for taking medicines may be kept unimpaired Medicines. for years. Globules or Pilules may be taken dry on the tongue, but it is better, when convenient, to dissolve them in pure soft water. "If Tinctures are used, the required quantity should be dropped into the bottom of a glass, by holding the bottle in an oblique manner, with the lip resting against the cork; the bottle should then be carefully tilted (see the illustration),



when the tincture will descend and drop from the lower edge of the cork. A little practice will enable a person to drop with great exactness.\* Water should then be poured upon the medicine in the proportion of a table-spoonful to a drop. The

\* RUDDOCK'S "*Vade Mecum of Modern Medicine and Surgery.*"

vessel should be clean, and the mixture kept covered; the spoon used should not be left *in* the mixture, but wiped after each dose. Fine glazed earthenware spoons are the best for this purpose. If the medicine has to be kept several days, a new bottle may be used, taking care also that the cork is new and sound. The Triturations should be placed dry on the tongue, and gradually swallowed, the mouth having first been rinsed with water.

**Hours.** The most appropriate times for taking the medicines, as a rule, are, on rising in the morning, at bed-time, and, if oftener prescribed, about an hour before, or two or three hours after, a meal.

**The Dose.** In determining the quantity and strength of doses, several circumstances should be considered, such as age, sex, habits, nature of the disease, etc. As a general rule, without reference to individual peculiarities, the following may be stated as the proper dose in domestic practice:—  
FOR AN ADULT, ONE DROP OF TINCTURE, TWO PILULES, FOUR GLOBULES, OR ONE GRAIN OF TRITURATION; FOR A CHILD, ABOUT ONE-HALF THE QUANTITY; FOR AN INFANT, ABOUT ONE-THIRD. A pilule, or one drop, is easily divided into two

doses, by mixing it with two spoonfuls of water, and giving one spoonful for a dose.

**Repetition** The repetition of doses must be guided  
**of Doses.** by the acute or chronic character of the malady, the urgency and danger of the symptoms, and the effects produced by the medicines. In violent and acute diseases, such as cholera, croup, pleuritis, convulsions, etc., the remedies may be repeated every ten, fifteen, or twenty minutes. In less urgent cases of acute disease, the remedy may be repeated every two, three, or four hours. In chronic maladies, the medicine may be administered every six, twelve, or twenty-four hours. In all cases when improvement takes place, the medicines should be taken less frequently, and gradually relinquished.

**Alternation** To avoid the confusion resulting  
**of Medicines.** from mixing different drugs in one prescription, and to ascertain the pure action of each, Homœopaths never mix several together; but in acute diseases, where the symptoms of the malady are not covered by a single remedy, and a second one is indicated, the two are sometimes given in *alternation*; that is, one medicine is

followed by another at certain intervals of time, and in a regular order of succession. But the alternate use of medicines should, as much as possible, be avoided. Except in violent and rapid diseases, the author rarely prescribes medicines alternately, and strongly recommends the general discontinuance of that method, as one little calculated to yield exact and definite clinical experience.

### Hints on Diet.

**Homœopathy** Homœopathy is not, as is often  
**and Diet.** stated, a mere system of diet. The grand rule to be observed is, that patients should partake of easily digestible and nourishing food, sufficient to satisfy hunger; and of such drink as nature requires to allay thirst. Nearly all the *general* remarks that it seems necessary to make in this place are, that the diet should be regulated by the patient's observations, intelligently made, as to what kinds of food and drink best agree with him, these being modified by the nature, stage, and progress of the disease under which he may be suffering.

**Milk Diet.** When this diet is prescribed, it includes all kinds of light puddings, made with milk. Arrowroot, gruel, tapioca, or sago, boiled in milk; rice, etc. Also tea or cocoa, and bread-and-butter.

**Ordinary Meat,** prepared for the table so as to

**Diet.** retain all its gravy, and vegetables, varied from time to time, and properly cooked, for dinner. Bread, with butter or fruit, and cocoa or tea, with milk and sugar, for the morning and evening meal. Cheese may be used if it agrees, and the digestive organs are healthy. In many hospitals the daily allowance of meat is  $\frac{3}{4}$ lb., including bone. Bread as required.

**Meat Diet.** When this is ordered, meat should be taken twice daily; but for breakfast, eggs may sometimes be substituted. In other respects, the same as for ordinary diet.

**Extraordinary** In hospitals, this includes meat,

**Diet.** fish, poultry, etc.; also wine, brandy, or porter, as specially ordered by the doctor. The quantity of spirits, wine, or beer, to be taken by a patient should be regulated by the special order of a medical man, and none taken unless so ordered.

Different diseases and different constitutions, however, require varied kinds of food. Thus, in cases of diarrhœa, fruits and vegetables should be avoided, while a confined state of the bowels requires the free use of these articles; also, when febrile symptoms are present, meat, eggs, butter, and other stimulating food, should be excluded from the bill of fare, and the diet restricted more particularly to fruits and farinaceous articles, or to water and mucilaginous drinks alone.

In acute and dangerous diseases, no food whatever may be proper, the only admissible article being that for which nature craves, *viz.*, pure cold water, given in small quantities, at short intervals.

**Tobacco.** *Tobacco and Snuff* in every form, are highly prejudicial. Tobacco-smoking often induces thirst and vital depression, and as it is generally accompanied by *spitting*, wastes the saliva, and leads to the worst and most obstinate forms of indigestion. The secretions of the mouth should never be expectorated, unless they are the products of disease, as in catarrh. Tobacco-smoking, especially where the habit is acquired in early life, gives an unhealthy character to the

blood, produces a sallow hue of the skin, general physical weakness, and stunted growth. And these injurious consequences do not end with the smoker, but are transmitted from parent to child, resulting often in a puny, weak, and unhealthy offspring. Smoking tends to destroy the nervous forces, depriving the individual of that vigorous energy which should distinguish both his physical and moral character. We venture to endorse the following prediction:—"If the habit of smoking in England advances as it has done during the last fifteen years, the English character will lose that combination of energy and solidity which has hitherto distinguished it, and England will sink in the scale of nations."

**Drugs.** Persons under Homœopathic treatment are particularly cautioned against taking herb-tea, senna, salts, castor oil, pills, and other drugs. Caution in respect to aperient drugs is especially required now that such numerous patent medicines are advertised and sold in every part of the country, doing an incalculable amount of injury.

## PART II.

## DISEASES AND TREATMENT.

## CHAPTER I.

## FEVERS.

I.—Simple Fever (*Pyrexia*).

*Simple fever* is the mildest form in which a feverish attack occurs, and as it generally disappears in from twelve to thirty-six hours, it is termed an ephemeral disease.

**SYMPTOMS.**—A feverish attack usually commences in the afternoon or evening, with alternate chills and flushes, followed by heat and dryness of the skin; hard, full, quick pulse; dry, coated tongue; thirst; hurried, anxious breathing, and highly-coloured and scanty urine. Also, often, pain in the loins, headache, deranged bowels, and loss of appetite. As these symptoms may be precursors of serious diseases, they require prompt attention.

**CAUSES.**—Suppressed perspiration, exposure to damp or cold, sudden changes of temperature, wearing damp clothes; poor or insufficient diet;

injuries, internal or external; fatigue, etc.; or it may be a modified variety of one of the forms of fever described in the next section.

**TREATMENT.**—*Aconitum* is found to be the chief remedy for all such symptoms as those above indicated; and it will most effectually calm the arterial excitement. *Aconitum* has been termed *The Homeopathic Lancet*; and in all febrile attacks, whether slight or serious, it is the first remedy to be administered. Perspiration following its administration is often a welcome indication of its beneficial action. A dose every two or three hours, or, in urgent cases, every half-hour or hour, till perspiration breaks out, when this remedy may be discontinued.

*Camphor.*—For a sudden seizure of chilliness; shivering, with lassitude, and general indisposition which has come on rapidly. Two drops of the strong tincture of *Camphor* on a small piece of loaf sugar, or two or three pilules, repeated three times, at intervals of fifteen or twenty minutes, may precede *Aconitum*, or it may be alone sufficient.

If the fever is more severe and persistent, other medicines may be required, the indications for which are stated in the next section.

ACCESSORY MEANS.—The patient should be kept cool and quiet, no stimulating food or drink taken, and all causes likely to occasion mental or bodily excitement carefully avoided. See Accessory measures in fevers, page 67-73.

## II.—Typhoid and Typhus Fever.

Common continued fever has been divided by Dr. W. Jenner into (1) *Typhoid*, which, except in certain seasons, is the most frequent, and proposed to be called *Typhia*, by the Registrar-General; (2) *Typhus*, often very prevalent; (3) *Relapsing fever*, a rare form, followed by a prolonged convalescence, in which the pulse is remarkably low; and (4) *Febricula*, or slight cases, or modifications of one of the other forms.

SYMPTOMS.—The most characteristic are debility and emaciation; weariness and restless anxiety; ringing noises in the ears, and often deafness; black spots before the eyes; low muttering delirium; stupor; and an eruption. The latter, however, may be imperfect, or even absent.\*

\* For more detailed symptoms and treatment, see the "Homœopathic Vade Mecum."

## TABULAR

Differences between *Typhoid* and *Typhus Fever*.

## TYPHOID,

(1.) Typhoid seldom attacks persons after forty, and is most common in youth, including children.

(2.) Is more common among the rich than the poor.

(3.) Arises from decomposing animal matter, foul drinking-water, as when a drain leaks into a well, etc.

(4.) Comes on insidiously, the premonitory stage lasting a week or more.

(5.) The bowels are much affected with diarrhœa, congestion, or even ulceration.

(6.) The eruption of the skin consists of ROSE COLOURED SPOTS, something like measles, appears in successive crops, and fades under pressure.

(7.) Continues at least three weeks, and often five or six, or even more.

(8.) The tendency to death is by ASTHENIA (*exhaustion*).

(9.) Is commonly called GAS-TRIC FEVER.

## TYPHUS.

(1.) Typhus occurs at any age, but more frequently in middle life.

(2.) Is rare among the wealthy, excepting doctors, students, and *visiting* clergymen.

(3.) Arises from over-crowding, bad ventilation, and destitution; it spreads by contagion.

(4.) Comes on quickly.

(5.) The head is chiefly affected, and the bowels are but little so.

(6.) The eruption is of a MULBERRY COLOUR, comes out only once, and does not disappear under pressure.

(7.) Runs its course in about a fortnight.

(8.) Tends to death by COMA (*morbid drowsiness*).

(9.) Is sometimes called BRAIN FEVER.

TREATMENT.—*Inflammatory Symptoms*.—Acon. and Bry.

*Great Prostration*.—Ars., Verat., or Rhus Tox.

*The lungs much involved*.—Phos. and Bry.

*The Brain*.—Bell., Camph., Opi., or Rhus.

*The Bowels*.—Ars., Bry., Carbo Veg., Ipec., Merc., Nux Vom., or Puls.

*Nervous debility following fever*.—Fer. Sulph., China, Ign.

*Aconitum*.—A dose every two or three hours when *inflammatory* symptoms predominate.

*Bryonia*.—Bitter taste, brown-coated and rough tongue, bilious derangement and nausea, *confined bowels*, stupifying headache, *cough, stitches in the chest*, and irritable disposition. During the *inflammatory* stage, in alternation with *Acon.*; in low forms of the disease, with furred tongue, rheumatic pains and restlessness, in alternation with *Rhus.* every third hour.

*Belladonna*.—Violent headache, redness and congestion of the face; a wild, red, and fiery appearance of the eyes; throbbing and distension of the blood-vessels of the temples; wakefulness and nocturnal delirium, and other cerebral

symptoms. Often after, or alternately with, *Aconitum*.

*Ipecacuanha*.—Simple gastric fever, with loss of appetite, yellowish thickly-coated tongue, nausea and vomiting, relaxed bowels, etc.

*Mercurius*.—Copious debilitating *perspirations*; diarrhœtic evacuations, greenish or yellowish; thickly-coated tongue; tenderness at the pit of the stomach.

*Opium*.—Stupor; slow, stertorous (*snoring*) breathing; hard, full, slow, or oppressed pulse; low delirium; deafness, or blindness.

*Arsenicum*.—Great debility, prostration, and rapid sinking, with very small and thready pulse; burning thirst; diarrhœa, with dark, offensive discharges; cold *perspirations*; symptoms worse at night.

*Rhus Tox*.—Foul discharges from the bowels; livid colour of the skin; fading away, or unhealthy character of the eruption; paralytic symptoms; extreme weakness and prostration; low muttering delirium; picking of the bed-clothes; offensive, putrid, or bloody diarrhœa; dry, cracked tongue; great thirst, and scanty urine.

*Carbo Veg.*—Offensive smells from the patient; involuntary evacuations of a putrid odour; deep-red urine; pinched, sunken countenance; burning in the abdomen and pit of the stomach; cold extremities; rapidly sinking powers, and scarcely perceptible pulse.

ACCESSORY MEASURES IN FEVERS AND THE SICK-ROOM GENERALLY.—The following points in the nursing of fever patients should receive special attention.

(1.) *The apartment.*—If practicable, the patient should be placed in a spacious, well ventilated room, which allows an uninterrupted admission of fresh air, and the free escape of tainted air. Fresh air can only be ensured by an open window or door, or both. It is generally desirable to have a blazing fire kept burning night and day, both in summer and winter; this also assists ventilation; but the patient's head should be protected from its direct effects. The poison of the disease being thus diluted with atmospheric air, loses its power and so becomes inoperative. The room should be divested of all superfluous furniture—carpets, bed-hangings, etc. The light from the windows should

be subdued, noise shut out, and unnecessary talking forbidden.

(2.) *Cleanliness.*—The personal and bed linen should be frequently changed, and all matters discharged from the body immediately removed. The mouth should be frequently wiped out with a soft wet towel, to remove the *sordes* which gather there in severe forms of fever. The patient's body should be sponged over as completely as possible at suitable intervals with tepid or cold water, as may be most agreeable to his feelings, and quickly dried with a soft towel. Vinegar and water may now and then be substituted for simple water. Vinegar is often very grateful to fever patients. Sponging the whole surface of the body should never be omitted in fever; it reduces the excessive heat, soothes the uneasy sensations of the patient, and is indispensable in maintaining that cleanliness which is so desirable in the sick room. Frequent washing with soap and water also tends to prevent the occurrence of bed-sores, by keeping the skin in a healthy condition.

(3.) *Watching patients.*—Fever patients should never be left alone, but attended and watched day

and night. Their urgent and incessant *wants* require this, and their *safety* demands it. Instances have occurred of patients, in the delirium which so frequently attends fever, getting out of bed, and even out of the window, during the absence of the nurse, and losing their lives from injury.

(4.) *Beverages*.—As a beverage, especially in mild cases, and at the commencement of all fevers, pure water, toast-and-water, gum-water sweetened with a little sugar,\* or barley-water, is nearly all that is necessary. In acute fever, cold water is like the “Balm of Gilead.” Both internally and externally it is an agent of supreme importance, and acts favourably by lowering the excessive temperature, and also as a tonic, giving vigour and tone to the relaxed capillaries, in which the morbid action probably chiefly goes on. The use of water will prove a valuable adjunct to the medicinal treatment prescribed, and will accelerate those favourable changes which are hoped for.

\* Gum-water is prepared by adding one ounce of Gum-Arabic, and about half an ounce of loaf sugar to one pint of hot water. GUM is a mild nutritive substance, admirably adapted to inflammation of the mucous membranes, as in catarrh, bronchitis, inflammation of the bladder, etc.

(5.) *Strong support.*—If the fever is attended by decided symptoms of prostration,—feeble pulse, a confused and dusky countenance, etc.—Liebig's extract of meat should be given early; if the prostration is very marked, and beef-tea, or Liebig's extract is insufficient, wine may be added, and even brandy; also the brandy-and-egg mixture is often of great utility. If the patient enjoys these stimulants, and desires their continuance, they may be regarded as proofs of their utility. Should, however, the wine or brandy aggravate the existing symptoms, their employment should be discontinued. A point of great importance is, that nourishment should be administered with strict regularity; in very extreme cases of prostration, every half-hour or hour, both day and night. Frequently, the functions of digestion and assimilation are so greatly impaired, that a large quantity of nourishment must be given to sustain the patient till the disease has passed through its stages. Dr. Graves was so strongly impressed with the importance of nourishment, as to have said that he desired no other epitaph than that *he fed fevers.*

(6.) *Food not to be kept in the sick-room.*—Miss Nightingale's suggestion on this point is so important, but, we regret to observe, so often disregarded, that we venture to repeat it here. It is this—do not keep the food, drink, or delicacies intended for the patient, in the sick-room or within his sight. The air of the apartment is liable to deteriorate them, and the continuous sight of them to excite disgust. Rather take up for him, at the fitting time, and by way of surprise, two or three teaspoonfuls of jelly, or as many fresh grapes as he may consume at once, or the segment of an orange. Or, if it is appropriate to his condition, a small cup of beef-tea, covered, with one or two narrow slips of toasted bread, as very much preferable to attempting to swallow even a less quantity from a basinful that has been kept for many hours within the reach of the patient's hand and eye.

(7.) *Moderation in convalescence.*—Relapses are very liable to occur from indulging the appetite too freely during convalescence; and, therefore, toast and black tea, jellies, light bread-puddings, white fish, mutton-broth, a small quantity of tender

chicken, broiled mutton, etc., may only be allowed in great moderation; but never to the capacity of the appetite, till the tongue is quite clean and moist, and the pulse and skin have become natural. Even then moderation should be exercised, as the appetite is often excessively craving.

(8.) *Unnecessary approaches.*—These should be guarded against by persons in health, especially by the young, in whom susceptibility to disease is strongest. The greatest danger arises from the breath, and on turning down the bed-clothes. Another precaution is, not to visit the sick-chamber after long fasting. The great protective influence, however, is *fresh air*; this neutralizes fever-poison, and should be uninterruptedly passing through the patient's apartment. With open door and windows, and by avoiding the patient's breath, and the exhalations from his person, till they become well diluted with pure air, fever cases of the very worst kind may be visited with perfect impunity.

(9.) *Preventive measures.*—To prevent bad forms of fever, the cholera, and other acute and dangerous diseases, the following hints should be acted on:—abstinence from alcoholic drinks; tem-

perance in eating and drinking; healthy amusements, especially in the open air; industrious pursuits, short of great fatigue; the light of the sun and fresh air should be admitted into every room; all stagnant water should be drained away from the house; filth—animal and vegetable matters—should not be allowed to accumulate and decompose about sinks or drains; personal cleanliness should receive due attention, and a sponge-, shower-, or plunge-bath be taken daily: and, lastly, a bottle of the strong *tincture of Camphor* (the Homœopathic preparation), should always be at hand, so that when unavoidably exposed to infectious and dangerous influences, a drop may be taken before the poison has extended to the blood. As general preventive means, these hints are of the highest importance, and may be carried out in the confident hope of exemption from the threatened evil. The words of Heberden embody a natural law of the highest importance:—“THE SEEDS OF VARIOUS KINDS OF DISEASE, LIKE THOSE OF VEGETABLES, WILL ONLY SPRING UP AND THRIVE WHEN THEY FALL UPON A SOIL CONVENIENT FOR THEIR GROWTH.”

## II.—Intermittent Fever—Ague.

Intermittent fever is so named because the febrile symptoms return in paroxysms, between which they entirely pass off.

**SYMPTOMS.**—A paroxysm of ague has three stages—the cold, the hot, and the perspiring. The *first stage* commences with chilliness and rigors, chattering of the teeth, aching of the back and limbs, oppression of the chest, yawning and sighing. The face is pale, the features and skin contracted, the pulse frequent and small, the tongue white, and the urine scanty and frequently passed. In the *second stage*, flushings come on, until the entire body becomes hot, with thirst, bounding pulse, throbbing headache, and restlessness, the urine being still scanty, but high-coloured. At length, the *third or perspiring stage* succeeds, and the patient feels much relieved. Thirst diminishes, the pulse declines in frequency, and the appetite returns; at the same time there is a red deposit of *urates* in the urine. A paroxysm usually lasts about six hours, allowing two hours for each stage. The period between the paroxysms, as already explained, is called the *intermission*; but by an *interval*

is meant the whole period or cycle between the beginning of one paroxysm, and the beginning of the next.

PATHOLOGY.—It is supposed that in the cold stage the blood leaves the surface and the capillaries, and accumulates about the right side of the heart, the large veins and great venous organs of the interior, such as the liver, spleen, and the bases of the lungs; in the hot stage, the heart re-acts and throws out the blood again to the surface, but with too great force; in the sweating stage the secretions are re-established, and the proper balance between the large and small blood-vessels is restored.

TYPES.—There are three chief types of ague; 1st.—*The Quotidian*, has a paroxysm daily, coming on in the morning from 7 to 9 a.m., and an interval of twenty-four hours. 2nd.—*The Tertian*, has a paroxysm every other day, coming on from 10 to 12 o'clock at noon, and an interval of forty-eight hours. 3rd.—*The Quartan*, has a paroxysm every third day, coming on from 2 to 4 p.m., and an interval of seventy-two hours. The tertian is the most frequent, and has the most marked hot stage; but the quartan is the most

obstinate, and chiefly occurs in the autumn. There is still another type in which, though there is an attack every day, those only resemble each other which occur on alternate days.

CAUSES.—The exciting cause of ague is *Marsh Miasma*, which is probably the effluvia from decomposing vegetable matter, and is most rife when the land is *drying*, after having been previously soaked with water. It is, therefore, most frequent in the spring, and when the rains fall upon the decaying leaves in autumn.

LAWS.—Malaria obeys the following laws, which, on account of their practical value, are worth noting. 1st.—It spreads in the course of *prevailing winds*. 2nd.—Its progress is arrested by *rivers* and *running streams*, and by *rows of trees*. 3.—It does not rise above the *low level*. 4.—It is most dangerous at *night*.

EFFECTS.—From the recurrence of internal congestions in each cold stage, the function of the liver and bowels becomes disordered, the patient is sallow, his limbs waste, but his abdomen is distended, and his bowels constipated. The spleen is especially liable to be enlarged, sometimes to a

great extent, so as to be felt externally. This condition is popularly called *ague-cake*.

TREATMENT.—This is divided into the *palliative* and the *curative*. The palliative is adopted during the paroxysms to mitigate the symptoms, and consists chiefly in imparting warmth during the cold stage; removing the patient's coverings, and giving cooling drinks during the hot; and supplying him with warm and dry linen when the perspiring stage has passed by. The curative is adopted during the intermission, and is of the greatest importance. The following are the chief remedies in our short list:—

*China*.—Ague in marshy districts, with its regular stages, and when there are yellowish complexion, drowsiness, tender or swollen liver or spleen, and watery or bilious diarrhœa. A dose shortly before a paroxysm is expected, and every four hours all through the intermission.

*Arsenicum*.—Heat and shivering at the same time, or in alternation, or internal shivering with external heat; burning heat, thirst, pains in the stomach, debility, and tendency to dropsical swellings; also when *Quinine* or *Bark* has been used in excess.

*Ipecacuanha*.—Nausea and vomiting, with other gastric symptoms.

ACCESSORY MEASURES.—If practicable, residence in a well-drained district, with a dry bracing atmosphere. If compelled to remain in a malarious atmosphere, the laws of intermittents should be remembered, and the patient not remain out of doors at night, selecting the loftiest parts of the house to sleep in. Air and light should be freely admitted during the middle of the day into the house, but the night air carefully excluded. Light nourishing diet may be taken, but the digestive organs must not be overtaxed. Fatigue and cold draughts of air must be avoided, and the clothing be sufficient to be comfortable.

For ampler treatment, see “The Homœopathic Vade Mecum of Modern Medicine and Surgery.”

---

## CHAPTER II.

### The Eruptive Fevers (*Exanthemata*).

The Exanthemata or eruptive fevers arise from a specific contagion, run a definite course, are

accompanied by a specific inflammation of the skin, called the eruption, affect some part of the mucous membrane as well as the skin, and, as a general rule, only attack an individual once.

The true Exanthemata, including all these characteristics, are, the *small-pox*, *measles*, and *scarlet fever*; but there are other less perfect forms, as *chicken-pox*, *nettle-rash*, and *rose-rash*; even *continued fever* itself is classed with them. These diseases are called by the Registrar-General *Zymotic diseases*, a term implying their origin in a poison which acts like a *ferment* in the blood, and are regarded by sanitary reformers as preventible diseases. They have all a latent period intervening between the reception of the contagion and the accession of the fever, during which time the patient is to all appearance in good health.

### I.—Scarlet Fever—Scarlatina.

This is a contagious disease, chiefly affecting children. The second, third, fourth, and fifth years of life are those in which it is most prevalent; after the tenth year its frequency rapidly

declines. The opinion that the disease does not attack children under two years of age is very erroneous. The increasing prevalence of scarlatina during the present century leads us to assign to it that pre-eminent rank among the causes of the mortality of childhood which was formerly occupied by small-pox; indeed it is probable that as small-pox has declined since the introduction of vaccination, scarlatina has proportionately increased, so that the mortality from it greatly exceeds that from measles and small-pox combined. In 1863, the mortality from this disease in London alone was 4,982, a year remarkable for the wide-spread character and fatality of this epidemic. Nor were its ravages restricted to London, for scarcely a town or district of England escaped. The mortality in towns is double that in the country.

**SYMPTOMS.**—Scarlatina has a latent period of about five days. The disease commences with the ordinary precursors of fever—shivering, hot skin, frequent pulse, thirst, and sore throat. On the second or third day, after the occurrence of these symptoms, the eruption appears, first on the neck

and breast, and then over the great joints and body generally, as a *scarlet efflorescence*, minutely point-shaped, but not raised above the surrounding skin so as to be felt; and somewhat resembles a boiled lobster-shell. On about the fifth day after its appearance, the eruption generally begins to decline, and gradually goes off, the outer skin desquamating in large flakes. The distinctive characters of scarlatina are—(1.) The *scarlet rash*, just described.—(2.) The *high temperature of the skin and blood*, which becomes higher than in most other fevers, rising often to  $106^{\circ}$ ,  $98^{\circ}$  being the normal standard.—(3.) The *papillæ of the tongue are red and prominent*, and may be first seen projecting through a white fur, or, as this fur clears away, on a red ground, and has been termed “the strawberry-tongue.”—(4.) The *sore throat*. The throat is congested and swollen round the soft palate and tonsils, and the mucous membrane of the mouth and nostrils are generally affected.

To distinguish *scarlatina* from *measles*, see under the latter disease, page 87.

VARIETIES.—There are three forms, viz., *scarlatina simplex*, in which the skin only appears to

be affected; *scarlatina anginosa*, in which both skin and throat are involved, and is the variety commonly meant by "scarlet fever;" and *scarlatina maligna*, with extreme depression of the vital strength, superadded to the affection of the throat and skin, the fever assuming a malignant character. The tongue is brown, there is low delirium, the eruption is imperfect, darker than usual, and alternately appearing and disappearing. The throat is dark, livid, and even sloughy. Often this form of the disease terminates fatally on the third or fourth day, and is always one of such extreme danger that none but patients of very vigorous constitutions, and when skilful treatment is commenced early, survive it.

Scarlatina is more prone to assume a malignant form than any other of the *exanthemata*, and sometimes prevails epidemically in low or ill-drained districts.

TREATMENT.—*Belladonna*.—Immediately scarlatina is suspected, and especially when the rash begins to appear, the swallowing becomes difficult, and the throat inflamed, give *Belladonna* every first, second, or third hour, according to the se-

verity of the symptoms, and as long as the eruption is *bright red*. This medicine exerts a direct power over scarlet fever, and the disease, in its less malignant form, will frequently yield to its action without the aid of other medicine.

*Aconitum*.—If the fever is very severe, a few doses of this medicine may precede, or be alternated with, *Bell*.

*Mercurius*.—If the throat is much inflamed, swollen, or becomes ulcerated, this remedy may follow, or be alternated with, *Bell*. If there is a predominance of the throat symptoms, especially malignant sore throat, *Merc.* is a valuable remedy.

*Arsenicum*.—Great prostration of strength; cold clammy sweats; frequent, weak pulse; threatened dropsical affections.

*Coffæa*.—A dose or two of this medicine may be given for restlessness and *wakefulness*, which are often present.

*Sulphur*.—When the disease is on the decline, to prevent secondary complaints. A dose night and morning for several days.

MALIGNANT SCARLATINA requires such remedies as *Arsen.*, *Carbo Veg.*, *Bry.*, *Opi.*, *Phos.*, *Verat.*,

and others not included in domestic lists. For the symptoms indicating the above remedies, see under *Typhoid Fever*, and the *Materia Medica*. This form of the disease should be under the care of a Homœopathic physician. Indeed, medical advice should always be obtained in scarlatina, as the mildest forms, neglected, have often led to the worst results.

**GENERAL MEASURES.** Those recommended under "Typhoid Fever," pages 67-73, should be strictly observed. Sponging the surface of the body with tepid or cold water, to moderate the great heat, and allay restlessness, is a most useful practice. A wet bandage to the throat, when it is affected, is a sovereign remedy, and seldom fails to relieve. Also the **WET PACK**, as described in the chapter on Hygiene, pages 40, 41.

**PREVENTION.**—During the prevalence of scarlatina, a dose of *Belladonna* should be given night and morning to children who have not had the disease. The first dilution, or even the strong tincture, is best for this purpose. Should the disease occur notwithstanding this treatment, its severity will be much mitigated.

AFTER CONSEQUENCES (*Sequelæ*).—There are several sequelæ that may follow scarlatina, especially in unhealthy subjects or districts, or when the disease has not been skilfully treated.—(1.) Inflammation and swelling of the glands of the neck, which in scrofulous children attain a large size, often suppurate, and burrow under the muscles of the neck. *Merc.*, *Hepar S.*, or *Calc.* should be administered immediately any swelling is observed. (2.) The inflammation of the throat may be extended along the *Eustachian tubes* (little canals which extend from the throat to the ear), producing deafness by their obstruction, or by suppuration of the *tympanum* (drum of the ear), or some other mischief of the ear. The remedies recommended are *Bell.*, *Merc.*, or *Puls.* (3.) But the most frequent and dangerous sequel is *anasarca* (dropsy), which takes place about the twenty-second day from the commencement of the fever. It is worth notice that dropsy is more frequent after a mild than after a severe form of scarlatina, owing probably to the disease not having expended all its force, some of the poison remaining in the system; or it may be due to the

want of caution in such cases during convalescence. *Apis.*, *Arsen.*, or *Bry.*, are the chief remedies. *Apis.* is generally a prime remedy in post-scarlatinal dropsy.

## II.—Measles (*Rubeola, Morbilli*).

Measles is a disease of childhood, usually unattended with danger, unless improperly treated; in adults it is a severe or even dangerous malady. Like scarlatina and small-pox, it is highly contagious, often epidemic, and generally attacks the same patient only once.

SYMPTOMS.—About eight days after the reception of the infection, the disease is ushered in with the symptoms of a *common cold*, such as sneezing, running from the nose, red, swollen, and watery eyes, a hoarse, harsh *cough*, and *fever*. On about the fourth day, the eruption appears on the face and neck, and soon after on the whole body. It is in the form of minute pimples, which multiply and coalesce into blotches of a more or less crescentic form, slightly raised above the surrounding skin, so as to be felt, particularly on the face, which is a good deal swollen. In four or five

days the fever abates, and the eruption declines, a bran-like scurf being afterwards thrown off the skin.

*Measles differs from scarlatina* in several respects. The eruption is *rough*, so that on passing the hand over the skin considerable inequalities may be detected, and it is of a *darkish scarlet* colour; in scarlet fever, the roughness is absent, and the rash is of a *bright scarlet* colour. The sneezing, lachrymation, and other catarrhal symptoms which characterize the primary stage of measles, are usually absent in scarlet fever.

TREATMENT.—In mild forms, *Puls.*; in severe and complicated, *Acon.*, *Bry.*, *Bell.*, *Sulph.*, *Ipec.*, *Merc.*, *Rhus Tox.*, *Arsen.*, etc.

*Aconitum*.—Febrile symptoms, either at the outset, or during the progress of the disease. A dose every third or fourth hour, as long as may be necessary.

*Pulsatilla*.—Almost specific in measles; especially when symptoms of cold, derangement of the stomach, and much phlegm in the chest are present. It is most useful after the fever has been modified by *Aconite*; or in the absence of fever it may be given alone.

*Belladonna*.—Considerable affection of the throat, dry, barking cough, restlessness, and tendency to delirium. A few doses, at intervals of two or three hours.

*Bryonia*.—Imperfectly developed or suppressed eruption; stitching pains in the chest, difficult breathing, cough, etc. In addition to this remedy, a sudden recession of the eruption might necessitate a *warm bath*.

*Sulphur*.—After the eruption has completed its natural course, and the other remedies are discontinued. A dose night and morning for several days.

AFTER CONSEQUENCES (*Sequelæ*).—Measles is often succeeded by diseases of the lungs, eyes, ears, or some affection of the skin. These are often far more serious than the malady itself, and must be treated as directed in other parts of this manual. They may sometimes be *prevented* by the administration of *Sulphur* as just directed. *Sequelæ* are infrequent after Homœopathic treatment.

MEASLES AND CONSUMPTION.—Tubercular disease of the lungs, or, more often, of the bowels, is

by no means an infrequent sequelæ in delicate or strumous children. Cases of this nature are often under our care, and from long observation we have reason to believe that such a connexion is far from uncommon. Whenever, therefore, a child makes but a slow or imperfect recovery after an attack of measles, more particularly if there is tenderness, pain, or enlargement of the abdomen, diarrhœa or irregular action of the bowels, a grave constitutional disease may be suspected, and no time should be lost in obtaining professional Homœopathic assistance.

DIET AND REGIMEN.—The same as directed under Fevers, pages 67-73. The *wet pack*, see pages 40-1, is useful at the commencement of the fever. It is especially necessary to guard the patient from cold, and, except during the very height of summer, a fire should be kept burning in his room. Exposure may cause the eruption to recede, and bring on bronchitis or pneumonia. The patient should be kept in bed.

PREVENTIVE MEASURES.—Measles is contagious, and may generally be prevented, or modified, by giving children who have not had the disease a

dose of *Pulsatilla* morning and night during the prevalence of the disease.

### III.—Small-pox (*Variola*).

This is a most contagious disease, and is distinguished as the *distinct*, in which the pustules are separate, and the *confluent*, in which they run into each other, and form large continuous suppurating surfaces.

SYMPTOMS.—The attack commences like most other fevers, and about twelve or fourteen days after the reception of the poison. There are chilliness, heat, headache, a *thickly-furred, white tongue*, a deep flush upon the face, a feeling of *bruised pain* all over the body, but *especially in the back and loins*; more or less pain or *tenderness at the pit of the stomach*, and sometimes *vomiting*. When the pain of the back and vomiting are violent, they may be regarded as the precursors of a severe form of the disease. On the third day the eruption appears in the form of red spots, or small hard pimples, feeling like shot in the skin. It first comes out on the forehead and front of the wrists, is gradually extended over the body,

and may also be seen upon the palate. The eruption being completed, the fever subsides, the pustules begin to fill like boils, are *depressed in the centre*, and surrounded by a circular inflamed ring. The eyelids, face, and hands are swollen, and the features obliterated. A peculiar, disagreeable odour now begins to emanate from the patient, which, once smelt, cannot be forgotten. In about eight days from the first appearance of the eruption, the pustules break and discharge their contents; scales then form, which dry up, and, in a healthy state of constitution, fall off in the course of four or five days, leaving purplish spots, which do not fade away before the sixth or eighth week.

DANGERS.—The greatest danger arises from the *secondary fever*, about the ninth to the twelfth day, when the pustules are ripening; for then the fever is likely to return, the vital strength having already been much exhausted. In a confluent case, fatal chest symptoms may arise, or there may be ulceration, opacity and loss of sight.

TREATMENT.—*Antimonium Tart.* should be given as soon as small-pox is suspected, and is a

chief remedy in the disease. The spasmodic retching, nausea, and hoarse cough, often very distressing, may be relieved by this medicine.

*Aconitum*, every third hour, for fever, headache, and restlessness. If the head symptoms are very severe, *Acon.* may be given alternately with *Bell.*

*Belladonna*.—Stupor or delirium, severe headache, or ophthalmia. *Bell.* has a direct action upon the brain; it also tends to retain the eruption upon the surface.

*Apis*.—Considerable swelling of the face and eye-lids, the latter often becoming closed. If the swelling is attended with hoarseness and pain in swallowing, *Apis.* and *Bell.* should be alternated.

*Mercurius*.—Ulcerated throat, salivation, and diarrhœa, with bloody stools.

*Rhus Tox.*—Valuable during the eruptive stage, when there are severe pain in the loins and back, and marked prostration.

*Coffæa*.—Great restlessness and inability to sleep. A few doses only will be required.

*Carbo Veg.*—Low typhoid symptoms, with a tendency to putrescence. Also *Arsenicum*, etc.

ACCESSORY MEANS.—As soon as the eruption

appears, the patient should be placed in a moderately dark room, in which there is ample provision made for the uninterrupted admission of fresh air, and the free escape of tainted air. He should be kept cool, and the sheets and linen be frequently changed. As soon as the eruption is well out, the whole surface should be smeared over with bacon fat, the anointing being repeated twice or thrice daily. A piece of boiled bacon, with the skin on, cut horizontally, leaving about  $\frac{1}{4}$  of an inch of fat adhering to the skin, may be used to anoint the eruption. It completely prevents pitting, and allays irritation. As the pimples begin to ripen into pustules, and before they break, Dr. Belcher\* directs the skin to be sponged with glycerine and rose water, in equal parts, and directly afterwards, by the aid of a soft puff, to cover the skin with a powder prepared by mixing one part of the first trituration of *Tart. Emetic* with eight of violet powder. The glycerine-water causes the powder to adhere, and pitting is effectually prevented.

\* See "An Account of an Epidemic of Small-pox and its Successful Homœopathic Treatment," by Dr. Belcher, in the "Homœopathic World," April, 1868.

The process should be repeated as often as necessary. If the patient is a child, his hands should be muffled to keep him from scratching, which might lead to ulceration. Whenever the skin becomes hot or irritable, great relief will be afforded by sponging it with water, and well drying it with a soft towel. When the pustules have burst, powdered starch should be freely applied, to absorb the matter.

DIET. As in Fevers. See pages 69-71.

VACCINATION.\*—This is the great preventive means. Its performance is now rendered compulsory during the first three months. In vaccination there are three precautions to be observed: (1.) The vaccine *lymph* used should be taken from a child free from scrofula and any constitutional taint. (2.) The matter should be inserted in four places in each arm, it having been found that the protective power of vaccination is in proportion to the number of the resulting *cicatrices* (scars), that being the most efficient which leaves the most and

\* In Sweden, forty years *before* vaccination, out of every million persons, 2,050 died annually; *after* vaccination, 158. In Berlin, before vaccination, 3,442; after, 176.

the best cicatrices. (3.) It should be *repeated* at the age of puberty, the great changes which take place at this period of life rendering its repetition necessary.

#### IV.—Chicken-pox (*Varicella*).

This is a pustular eruption, similar in its appearance to small-pox, for which it is at first often mistaken. It generally requires little medical assistance, but merely attention to diet, as in inflammatory fever. It differs from small-pox in the slighter degree of fever which attends it; in the pustules becoming filled with a watery fluid about the second or third day, which is never converted into yellow matter, as in small-pox; and in its rapid course. Generally, on the third day the pustules dry up, forming crusts or scabs.

TREATMENT.—If the fever is considerable, *Aconitum* every four or six hours. As a rule, *Rhus Tox.* is the best remedy, under the action of which the disease soon disappears. For headache and disturbance of the brain, two or three doses of *Belladonna*.

**V.—Erysipelas** (*St. Anthony's Fire*).

*Idiopathic* erysipelas arises from constitutional causes, and commonly affects the face and neck; *traumatic* erysipelas follows injuries, and may occur on any part.

**SYMPTOMS.**—Simple erysipelas, the variety treated of here, is marked by a spreading, inflammatory redness of the skin, with puffy swelling, tenderness, burning, and a painful sensation of tingling and tension. The colour of the skin varies from a light-red to a dark-red or purplish colour, becoming white under pressure, but assumes its former appearance on the removal of that pressure. An attack is often ushered in with shivering, languor, headache, and sometimes nausea, vomiting, or diarrhœa.

**CAUSES.**—Debility, and loss of resisting power from disease; the habitual use of stimulants; exposure to cold; impaired digestion; wounds; badly ventilated or crowded apartments; and certain conditions of the atmosphere. A *recent wound* or *bruise* is a chief *exciting* cause; *neglect of cleanliness, intemperance, unwholesome food, and bad air,* are the *predisposing* causes.

**TREATMENT.**—*Aconitum*.—Considerable fever; inflammation and tenderness of the parts. It is mostly required before the rash appears, but may be given, if indicated, at any stage. A dose every three hours.

*Belladonna*.—Severe cutaneous inflammation, bright-red, the eruption being *without vesicles*. Violent headache, thirst, constipation, and thick urine, usually attend this form of the disease. *Bell.* is often advantageously alternated with *Acon.* in the early stages of the disease.

*Rhus Tox.*—*Vesicles* (little bladders), whether on the face or body, with swelling, shining redness of the parts, and restlessness. A dose every second or third hour.

Other remedies are, *Bry.*, *Apis*. (rapid swelling), *Arsen.* (great prostration), *Carbo Veg.*, *Puls.*, and *Sulph.*

**ACCESSORY MEASURES.**—In mild cases, no external application is required, unless fluid exudes, which may be absorbed by dusting powdered starch over the surface. In severe cases, warm fomentations, and afterwards flour or fine starch should be sprinkled over the parts. If matter forms,

incisions, poultices, and bandages may be necessary.

DIET.—Gum-water, barley-water, or pure water to allay thirst. Bad and tedious cases require beef-tea, and good nourishment, at regular intervals; and, subsequently, a change of air.

---

### CHAPTER III.

---

#### DISEASES OF THE ORGANS OF BREATHING.

---

##### I.—Cold in the Head (*Catarrh, Coryza*).

This is a very common complaint, and often the precursor of many serious and fatal diseases. It consists of inflammation of the mucous membrane of the air-passages of the nose, throat, etc.

SYMPTOMS.—It usually comes on with slight shiverings, pain and a feeling of weight in the head, redness of the eyes, obstruction of one or both nostrils, accompanied with a discharge of thin colourless fluid. These symptoms are usually

soon followed by sore throat, hoarseness, sneezing, dry cough, chilliness, general weakness, more or less fever, quick pulse, and loss of appetite.

CAUSES.—Exposure to wet, changes of temperature, insufficient clothing, and especially *deficient warmth when the body is cooling after having been heated.*

TREATMENT.—*Aconitum*.—This is a remedy of great power, and undoubtedly surpasses every other in efficacy at the beginning of a cold, or in the precursory stages of all diseases resulting from a cold. If appropriately and early administered it will generally remove all the morbid symptoms consequent on cold, restore health, and so obviate the necessity for any other medicine; a dose every second or third hour. If the cold has resulted in any of the diseases so often following it, *Aconitum* may be alternated with, or substituted by, one of the annexed, or some other remedy, according to the directions given in other parts of this manual.

*Camphor*.—This remedy is only suited to the *chill* or cold stage, when its prompt administration, in two-drop doses, every half-hour or hour, re-

peated several times, will often terminate the disease in the first stage. It should be chosen in preference to *Aconitum* during the chill stage, and especially when the patient has still to be exposed to changes of temperature.

*Arsenicum*.—Coryza, with copious, watery, acrid discharge, and soreness of the surrounding parts; flow of tears, and lassitude; especially for weak and wheezing patients.

*Mercurius*.—Sneezing; soreness of the nose, with thick discharge; profuse perspiration; sensitiveness to cold, and aggravation of symptoms towards evening.

*Pulsatilla*.—Loss of appetite; diminished or perverted taste and smell; much thick yellow or green discharge from the nose; heaviness and confusion in the head, worse in the evening, or in a warm room.

*Kali Bichromicum*.—*Chronic catarrh*, with hoarseness, tough stringy sputa, chronically inflamed or ulcerated throat, cough, etc. An additional indication is a concurrent affection of the digestive mucous membrane.

*Dose and Repetition*.—See pages 55–6.

DIET.—As for fever, if there is much present: if no fever, the usual diet.

THE HOT FOOT-BATH.—The following will often arrest colds and fevers in their incipient stages:—On retiring to bed, the feet should be put in hot water, the water rising nearly to the knees; the patient should be undressed, but abundantly and warmly covered; the temperature of the water should be maintained *and increased by fresh additions of hot water* for ten, twenty, or thirty minutes, according to the strength of the patient, *and until perspiration breaks out about the face.* The patient should then get into a warm bed, be well covered with clothes, and the perspiration encouraged by drinking freely of cold water. On rising in the morning the cold plunge bath should be taken, or cold sponging over the whole surface of the body, followed by vigorous friction.

PREVENTION.—Persons liable to cold on slight exposures, should take a cold sponge-, shower-, or plunge-bath, daily, at all seasons of the year. Delicate persons may begin by using tepid water for a few days, gradually lowering the temperature till it reaches the natural coldness. The writer

strongly deprecates the habit of washing in warm water. Proper clothing, regulated by the season, is of great importance for all, especially for children and young girls. Catarrhal wheezing patients, going out on a cold day, or passing from a warm to a cold room, may advantageously use a *Respirator*, if of good construction.

## II.—Influenza (*Catarrhus Epidemicus*).

This is an epidemic catarrh, and is so called from the Italian word which means “influence,” because it arises from some peculiar condition or contamination of the atmosphere.

**SYMPTOMS.**—These differ but little from common cold, except that the general debility is greater and more persistent. There are chilliness, anxiety, heat, headache, pain of the back and limbs, cough, nausea, suffusion of the eyes, sneezing, an acrid discharge from the nostrils, with great depression of strength.

**TREATMENT.**—*Camphor* or *Aconitum*, and, if afterwards necessary, *Arsenicum*, *Mercurius*, *Bryonia*, etc., according to the indications; see under

“Cold in the head.” *Arsenicum* is generally a prominent remedy.

DIET AND REGIMEN.—Beef-tea and farinaceous food, with *repose in bed*. If there is much fever with loss of appetite, toast-and-water or barley-water will be most suitable, adopting, as the fever abates, a generous diet.

### III.—Hoarseness.

Hoarseness is a frequent accompaniment of a common cold.

TREATMENT.—*Aconitum*.—Dryness, roughness, and sensation of fulness in the throat, with feverishness.

*Belladonna*.—Hoarseness with constriction and soreness of the throat.

*Dulcamara*.—Hoarseness arising from exposure to damp or wet.

*Mercurius*.—Hoarseness, with a thick discharge from the nostrils, tickling, and burning in the throat, shivering, and disposition to perspire. The symptoms are aggravated in the evening, in the cool air, and by speaking and eating.

*Hepar Sulphur.*—Weak and hoarse voice; wheezing breathing. It is indicated in old standing cases, and in persons who have taken large doses of *Mercury*.

*Phosphorus.*—Hoarseness, with dryness and soreness of the throat and chest, especially in the chronic form of the affection, and for patients having a consumptive tendency.

*Carbo Veg.*—Obstinate chronic hoarseness, worse in damp weather, after talking, and in the evening; and for patients who have been dosed with *Mercury*.

#### IV.—Clergyman's Sore Throat.

The following remedies are recommended for the sore throat and hoarseness to which clergymen, public speakers, and singers, are liable; in the *incipient* and *acute form*, Acon., Bell., Spong., Dros.; in the *chronic*, Hep. S., Carbo Veg., Kali Bich., Caust., Bary. C., Calc., Sulph.

For symptoms and general treatment, see "The Vade Mecum of Modern Medicine and Surgery."

PREVENTION.—The morning bath; a uniform and equable exercise of the voice; the wet com-

press, and the cultivation of the beard. On the two latter we subjoin a few remarks.

CULTIVATION OF THE BEARD.—The beard should be permitted to grow, as it affords an excellent protection to the delicate organs of the voice, in the case of persons subjected to their undue or irregular exercise. After a public address, the tissues in the vicinity of the throat become relaxed, and on leaving the place of assembly and entering the open air, the unbroken force of the atmosphere breaks upon these parts, inducing chronic affections of the throat and bronchial tubes, while the natural respirator—the fine-flowing beard—which our Maker intended to be one of the distinguishing features of the male sex, unshorn, would have effectually protected these important parts. The hair planted on the human face by the wisdom and goodness of our Creator, has its uses, and we may add, its beauties. Let the young man, therefore, never become a slave to the false and pernicious fashion which compels him to shave off the beard, as it is found contributory to the health, if not to the personal improvement, of those who wear it. See also under *Chronic Bronchitis*.

**WET COMPRESS FOR THE THROAT.**—This is an excellent domestic application in various affections of the throat, and may be used preventively or remedially, in the following manner:—Wring a piece of linen, or flannel, out of cold water, and wrap it, in two or three thicknesses, round the throat; cover the compress with oiled-silk, or gutta-percha tissue, and over this two or three thicknesses of flannel to maintain the warmth. When this is applied, the patient should retire to bed, and he will generally have the satisfaction of finding his throat-difficulty much relieved by the morning. In obstinate cases, the compress should be re-wetted once or twice during the night, and also worn in the day-time, re-wetting it every three or four hours. When the compress is taken off, the throat and chest should be bathed with cold water, followed by a good rubbing with a towel. However often repeated, the wet compress never relaxes the throat.

### **V.—Cough** (*Tussis*).

Cough, like hoarseness, is rather a symptom of some more general disease, than a disease in itself.

It is often the forerunner or attendant of some of the most fatal diseases of our climate, and should, therefore, never be neglected. There are many varieties of cough, but our prescriptions are only intended for such as are common and uncomplicated. Cases that persist, in spite of one or more of the annexed remedies, should be regarded as too serious to be treated merely by the aid of books.

**TREATMENT.**—*Aconitum*.—A dry hard cough, accompanied with inflammatory symptoms—flushed face, headache, thirst, scanty urine, confined bowels, restlessness, etc.

*Ipecacuanha*.—Irritating, nervous, and spasmodic coughs, attended or followed by vomiting. The chest is oppressed by the accumulation of mucus in the air vessels, rendering breathing difficult, almost to suffocation.

*Belladonna*.—Short, dry, hollow, convulsive cough, generally worse at night, in bed, excited by a sensation of tickling in the throat, and accompanied by flushed face and headache.

*Dulcamara*.—Loose cough from getting wet, with much phlegm and oppression at the chest.

*Bryonia*.—A hard, dry cough, attended with

pain in the side, chest, and head; cough aggravated by passing from warm air to cold, or *vice versa*; loose cough, with white or yellow expectoration, sometimes streaked with blood.

*Hepar Sulphur.*—Irritating cough, with hoarseness and smarting in the throat, excited or aggravated by cold to the surface of the body, or exposure to atmospheric changes.

*Phosphorus.*—Dry cough, excited by tickling in the throat; hoarseness, and pains or soreness in the chest, with rusty-coloured, bloody, or purulent expectoration.

*Chamomilla.*—Coughs of children during teething, with wheezing breathing, fretfulness, etc.

*Carbo Vegetabilis.*—Cough on taking the least cold; obstinate hoarseness or loss of voice.

*Kali Bich.*—Cough, with gray or yellow expectoration, preceded by great wheezing, accompanied with difficult breathing, and followed by dizziness.

*Sulphur.*—Obstinate dry cough, with tightness in the chest, and retching; loose cough, with expectoration of whitish or yellowish mucus during the day, and dry cough at night, attended with headache, spitting of blood, etc.

*Dose, etc.*—See page 55-6.

BEVERAGES.—Gum-water, barley-water, and other mucilaginous drinks, or if preferred, simple cold water, in small quantities, at frequent intervals; these are highly useful in almost every variety of cough.

PREVENTIVES.—Cold bathing or sponging the whole surface of the body every morning as directed under Bathing, pages 38-40. Clothing adapted to the varying conditions of the atmosphere. See Clothing, pages 43-5. Exercise, if possible, every day in the open air, *beyond the boundaries of a town or city*. Familiarity with a free atmosphere affords a security against excessive sensibility to variations of the weather. Morning air is the best: damp or confined air, or the air of crowded assemblies, should be avoided.

## VI.—Hooping-cough (*Pertussis*).

This is an epidemic and contagious disease, usually of a mild character in children of healthy constitutions, but a distressing and sometimes a fatal malady in the delicate or scrofulous. It is most fatal among the poor.

**SYMPTOMS.**—It generally commences as a common cold, accompanied by a cough, which returns in fits at intervals; but in about a week the cough recurs at shorter intervals, in paroxysms of extreme severity, the child turning red or almost black in the face, and appears as if choking, during which the lungs are emptied of air to the last degree, and then a long sonorous inspiration, taken to refill them, constitutes the “hoop.” The attacks recur every two or three hours, or, in severe cases, oftener, and sometimes blood escapes from the nose, mouth, and even from the ears. The fits pass off with the expectoration of glairy, ropy mucus, and sometimes sickness. If dentition is going on, convulsions are not infrequent. Hooping-cough is sometimes complicated with *measles*, *small-pox*, *bronchitis*, etc., which add to the difficulties of treatment.

**CAUSE.**—A specific poison communicated through the atmosphere, the nature of which is at present unknown, but which irritates the *pneumogastric* nerve.

**TREATMENT.**—As this disease begins in a common cold and cough, the early treatment will be

found under those diseases, the prompt adoption of which will often prevent its development. The general history and symptoms of the patient must be fully considered.

*Ipecacuanha*.—In the early stages of the disease, especially after the use of *Acon.* or *Bell.*, when there is dry hard cough, which threatens suffocation; excessive vomiting of mucus; watery or bloody discharges from the eyes and nose. A dose every two or three hours.

*Drosera*.—In the hooping stage, when the cough is loud and hoarse, the paroxysms are frequent and violent, causing perspiration and vomiting of food or slimy mucus. *Drosera* is generally sufficient in uncomplicated hooping-cough; if there are scrofulous or gastric symptoms, other remedies are required.

*Veratrum*.—Great exhaustion, cold perspiration, involuntary escape of urine during the cough; pains in the abdomen and groin; anxious expression.

*Cuprum*.—Paroxysms of hooping-cough, causing convulsions, rigidity, and almost a suspension of the breath, followed by vomiting and extreme prostration.

*Opium*.—*Stupor*, irregular breathing, constipation. A few doses are often useful when other remedies do not produce the desired change.

*Bryonia* or *Phosphorus*, every three or four hours, when the whooping-cough is complicated with diseases of the chest.

*Cina*.—Whooping-cough with worm symptoms,—picking at the nose, itching at the fundament, irregular appetite, dark appearance under the eyes, etc. *Cina* is often useful in alternation with *Belladonna*, especially if there are indications of water in the head.

ACCESSORY MEANS.—In warm, fine weather, the patient may remain in the open air during a portion of each day; exposure to damp and draughts should be strictly avoided. Fits of anger should be guarded against, as they add to the violence and frequency of the paroxysms. Infants must be watched constantly, taken up as soon as a fit comes on, and placed in a favourable position. In obstinate cases, change of air, if only for a short distance, will prove of great utility.

DIET.—Light, digestible food, only in moderate quantities, avoiding all stimulants. If fever is

present, animal food may be withheld for a day or two. Toast-and-water, barley-water, or gum-water\* are grateful and soothing.

### VII.—Croup (*Angina Membranacea*).

Croup is of two varieties—*Spasmodic* and *Inflammatory*.

SPASMODIC CROUP (*Laryngismus stridulus*) occurs at the youngest age, before the end of the first dentition.

SYMPTOMS.—It comes on suddenly, usually in the night, with a spasm of the muscles of the throat, so that the child struggles to get its breath, with a choking noise, and becomes livid in the lips. It generally occurs during dentition, or irritation in the stomach and bowels. Under proper treatment the attack usually soon passes off, but sometimes it is premonitory of disease of the brain.

INFLAMMATORY CROUP (*Cynanche Trachealis*) is less frequent, and often occurs after the primary dentition to near puberty.

SYMPTOMS.—It is a peculiar inflammation of the mucous membrane of the *trachea* (wind-pipe), the

\* See foot note, page 69.

vessels of which exude a fibrinous or albuminous material, which concretes and forms a false membrane. It begins as a catarrh, with a peculiar barking cough, and after a week, usually at night, the symptoms become aggravated, the child throwing its head back to put the wind-pipe on the stretch. A metallic ringing sound is heard in the inspiration and in the cough, which has been compared to the crowing of a young cock, or to the barking of a puppy. The pulse is frequent and wiry, with thirst and great distress.

DANGERS.—The attack may prove fatal in two to four days, from exhaustion, suffocation, convulsions, or the formation of a coagula in the heart.

CAUSES.—Damp and unhealthy situations; sudden changes of temperature; wet feet; poor or scanty food or clothing; previous illness, etc.

TREATMENT.—*Spasmodic Croup*.—Acon., Spong., Bell., Cup., Ipec. *Inflammatory Croup*.—Iod., Hep. Sulph., Sambucus, Bromine, etc., in addition to the former remedies. This variety should always be under the care of a Homœopathic practitioner.

*Aconitum*.—Great heat, thirst, short dry cough, and difficult breathing. In urgent cases, a dose

every fifteen minutes; in less urgent, every one or two hours. *Aconite* is often of priceless value in the early stage of the disease.

*Spongia*.—If *Aconite* produces perspiration, but the spasmodic breathing continues, substitute *Spongia*. This remedy is particularly indicated if the breathing is laboured, loud, and wheezing, and the cough hoarse, hollow, barking, or whistling, and present day and night, but worse towards evening, the patient looking anxious, pale, and as if he would be suffocated.

*Hepar Sulphur*.—Loose cough, having the ringing or brassy sound peculiar to croup, with a constant rattling in the chest, during which the patient tries in vain to get relief by expectoration. When administered early, this remedy often arrests the disease. If febrile symptoms are present, *Acon.* may be alternated with *Hepar*.

*Phos.*, or *Carbo Veg.* are very useful in removing the hoarseness and cough which often remain after an attack of croup.

*Dose*.—In severe cases, every fifteen to thirty minutes; in mild, or during improvement, every three or four hours.

ACCESSORY MEANS.—During an attack, water only is admissible. The feet should be kept warm, there should be no strings or tight articles round the neck, and everything avoided that would be likely to excite or irritate the patient. A warm bath, and hot-water applications to the throat, are highly advantageous. In convalescence, milk-and-water, arrowroot, gruels, and, gradually, more substantial food.

### VIII.—Inflammation of the Lungs (*Pneumonia*), and Pleurisy (*Pleuritis*).\*

*Pneumonia* affects one or both lungs, or, in technical terms, is double or single. The right lung is more liable to attacks than the left, and the lower lobes suffer oftener than the upper. In *Pleuritis*, the inflammation affects the pleura or serous membrane investing the lungs and lining the cavity of the thorax. These diseases frequently co-exist, require similar medicines, and should be treated, if possible, by a Homœopathic practitioner.

\* These diseases are treated of more fully, and separately, in “*The Vade Mecum of Modern Medicine and Surgery.*”

**SYMPTOMS.**—Shivering; headache; hard, wiry pulse, about 100 in a minute, and other symptoms of fever; the breathing is hurried, the patient refuses to take a full breath, and breathing is often interrupted by a “stitch” or “catch,” by a cough which is short and painful, by lying on the affected side, and by pressure. This is *pleurisy*. In *pneumonia*, the skin is burning, especially about the ribs and arm-pits; there is no moisture in the nostrils, and the eyes are tearless; the breathing is much more hurried than in *pleurisy*, but there is only pain of a dull aching character; the cough is frequent and short, and there is spitting of rusty-coloured phlegm.

**CAUSES.**—Atmospheric changes, sudden checking of the perspiration, mechanical injuries, etc.

**TREATMENT.**—*Acon.*, *Bry.*, *Bell.*, *Ant. Tart.*, *Phos.*, *Arn.*, etc.

*Aconitum* is pre-eminently suitable, either alone or in turns with other remedies, whenever inflammatory symptoms run high, and the secretory functions are suspended.

*Bryonia*.—Laboured, short, catching, and rapid breathing; stinging, shooting, or burning pains in

the side, aggravated by inspiration; the cough is painful, dry, or with expectoration of glairy sputa; the patient is weary, disposed to retain the recumbent posture, irritable, restless, etc.

*Phosphorus*.—Pains in the chest of a severe sticking character, excited or increased by breathing or coughing; the breathing is short, the cough dry, or with expectoration of a rusty colour.

*Antimonium Tart.*—Greatly oppressed breathing; cough attended with much rattling of mucus; nausea; profuse expectoration; violent throbbings of the heart, and a feeling of suffocation.

*Arsenicum*.—Tedious cases, with extreme *prostration of strength*, and painfully oppressed breathing.

*Sulphur*.—When the lancinating pains in the sides have yielded to *Bry*, or other remedies.

GENERAL TREATMENT.—See “Accessory Measures in Fevers,” pages 67-72. External applications of heat,—hot flannels, linseed-meal poultices, etc.,—afford much relief. Bleeding in every form must be avoided.

## IX.—Spasmodic Asthma.

**SYMPTOMS.**—As designated, this is a spasmodic disease, recurring in paroxysms, characterised by great difficulty of breathing, a feeling of tightness across the chest, wheezing cough, and discharge of phlegm. The air tubes of the lungs are encircled by minute bands of muscular structure, which, like other muscular fibres, may be affected with spasms. These spasms contract the air-tubes, and the difficulty of breathing and the wheezing respiration are caused by the air being forced through the narrowed channels. An attack often comes on suddenly at night or towards morning, attended with a distressing sense of suffocation, the patient springing up, or even flying to an opened window, wheezing loudly, till after an uncertain time, perhaps an hour, it passes off with expectoration of mucus.

**CAUSES.**—Atmospheric changes; smoke, dust, gases, metallic and other particles floating in the air; certain odours, as of hay, ipecacuanha, or vapour of sulphur; irregularities of diet, especially heavy suppers; and hereditary influence. It is

not peculiar to any age, children as well as adults being liable to it.

TREATMENT.—*Ipecacuanha*.—A feeling of tightness of the chest; panting and rattling as if the windpipe were full of phlegm; coldness, *paleness*, *anxiety*, and *sickness*. During an attack, a dose every ten or fifteen minutes; afterwards, every three or four hours.

*Arsenicum*. — Short, anxious, and *wheezing breathing*, aggravated at night by lying down, and upon the least movement; with attacks of suffocation, spasmodic constriction of the chest, and pale, sunken, or bluish face. It is especially required in asthma from suppressed eruptions, and in *feeble and impoverished constitutions*.

*Veratrum*.—Violent paroxysms, with *cold perspirations*, and extreme prostration.

*Nux Vomica*.—Suitable for robust persons, and for attacks occurring about three or four o'clock in the morning, or after a heavy meal, or for patients of too studious habits, or addicted to stimulants.

*Aconitum*.—Often very useful during a paroxysm, with tumultuous action of the heart, oppressive anxiety, laboured breathing, etc.

*Sulphur*.—Chronic Asthma, apparently connected with some *constitutional taint*, and after the unsuccessful use of other remedies.

In obstinate cases other remedies are necessary.

ACCESSORY MEANS.—The diet should be strictly moderate, simple, and digestible, as disorders of the stomach often occasion an attack. Suppers are especially to be avoided. In some cases the food should be weighed, the meal-hours fixed, and strictly adhered to. Cold sponging in the morning, with frictions; moderate and agreeable exercise in the open air; and a strict avoidance of the usual exciting causes are to be observed. The atmosphere best suited to the patient depends entirely upon idiosyncrasy, as some can only breathe a mountain-air, and others only in the fogs of London.

### X.—Bronchitis.

*Bronchitis* is inflammation of the mucous lining of the bronchial tubes, and is a *diffused disease*, extending more or less through both lungs, thus differing from cold or catarrh, which only affects the lining membrane of the nose and throat. Patients often describe it as “a cold in the *chest*.”

It most frequently occurs in old persons, although it sometimes affects children.

**SYMPTOMS.**—The disease begins with febrile symptoms, headache, lassitude, and anxiety; these are soon attended with a feeling of tightness or constriction in the chest, especially the front portion; oppressed, hurried, anxious breathing, with wheezing or whistling sounds; severe cough, at first dry, then with viscid and frothy expectoration, and sometimes streaked with blood, subsequently becoming thick, yellowish, and purulent. The pulse is frequent, often weak; the urine scanty and high-coloured; the tongue foul; there are throbbing pains in the forehead, and aching pains in the eyes, aggravated by the cough with other symptoms of fever. The usual cause of death in bronchitis is the complete obstruction of the bronchial tubes with adhesive mucus resembling that expectorated during life. The unfavourable symptoms are *cold* perspirations covering the skin; pale and livid cheeks and lips; cold extremities; *extreme prostration*; rattling, and a sense of suffocation in the throat; and complete insensibility, ending in death. In favourable cases, however,

the disease begins to decline between the fourth and eighth day, and under suitable treatment soon disappears, or assumes the chronic form.

CAUSES.—Exposure to cold draughts of air, to keen and cutting winds, sudden changes of temperature, insufficient clothing, inhalations of dust, or other irritative substances.

TREATMENT.—*Aconitum*.—A rapid and full pulse, hot skin, frontal headache, palpitation of the heart, dizziness, constipation, and other febrile symptoms. A dose every one or two hours till improvement takes place.

*Kali Bich.*—This remedy has great power in Bronchitis, especially chronic, with accumulations of tenacious, stringy mucus, difficult to expectorate; cough, and dyspnœa.

*Ant. Tart.*—Valuable in the second stage, especially in the aged, when there is a copious accumulation of mucus, and the expulsive efforts are feeble, with paroxysms of cough, wheezing, dyspnœa, palpitation, etc.

*Bryonia*.—Heat, soreness, and pain behind the sternum (*breast-bone*), and an irritative cough, with scanty, sometimes blood-streaked, expecto-

ration. It is most useful when the large air-tubes are involved, and less so when the inflammation extends to the smaller; but in diffused bronchitis, *Bry.* is inferior to *Ant. Tart.* *Bryonia* is very useful in the acute attacks of children, with suffocative cough, rapid, difficult breathing, great agitation, and anxiety. Consider, also, *Phos.*

ADDITIONAL REMEDIES.—*Ipec.*, *Arsen.*, *Bell.*, *Carbo Veg.*, *Mercurius*, *Spong.*, and *Sulph.*

For dose, etc., see pages 55-6.

DIET.—During an attack, gum-water,\* barley-gruel, jelly, etc. Cold water, or toast-water, is the most appropriate drink. In elderly or feeble patients exhaustion is liable to come on, requiring nutritious support, and, perhaps, stimulants.

ACCESSORY MEASURES.—The patient should be kept in a warm atmosphere (65 to 70 degrees), which should be moistened by steam or evaporation of water. Ventilation of the apartment, however, should not be neglected. Hot linseed-meal poultices applied to the chest are beneficial, as they relieve congestion.

\* See foot note, page 69.

## XI.—Chronic Bronchitis.

This form of bronchitis is common in advanced life. The milder varieties are indicated only by habitual cough, shortness of breath, and copious expectoration. Many cases of winter cough in old people are examples of bronchial inflammation of a low, protracted character.

TREATMENT.—*Kali Bich.*, *Bry.*, *Arsen.*, *Phos.*, *Hep. Sulph.*, *Ipec.*, *Lyc.*, *Calc.*, and *Sulph.* See “Bronchitis,” and the “Materia Medica.”

PREVENTIVE MEANS.—The first and most important is cold bathing in the morning, that particular form of bath being adopted which is found most useful or convenient. (See Bathing, pages 38-40.) Another preventive is the *Beard*, which protects the respiratory passages against the effects of sudden changes of temperature. We may regard the beard as a kind of *natural respirator*, the shaving off of which is a frequent cause of acute and chronic bronchitis. Can we doubt the wisdom and beneficence of the Creator in giving this ornament to the *male* sex, which is so frequently exposed to atmospheric vicissitudes, and

withholding it from the *female*, who, as the *keeper at home*, requires no such appendage? Hair is an imperfect conductor of both heat and cold, and placed round the entrance to the lungs, acts like a blanket, which is used for warmth in cold weather, or to prevent the dissolving of ice in hot weather. In many instances, the beard would protect lawyers, clergymen, and other public speakers, as also singers, from the injurious effects of rapid variations of the atmosphere, from which professional men so often suffer. It has been observed that the Jews, and other people who wear the beard, rarely suffer from bronchitis or analogous disorders; and so may be considered as examples of the utility of the beard.

## XII.—Consumption (*Phthisis*).

*Phthisis* (from *thio* to consume) is a disease of the constitution, in which there are deposited in the lungs certain morbid bodies called *tubercles*, and in which the processes of suppuration and ulceration are set up for their discharge. Although no period of life is exempt, phthisis is most fre-

quent in the course of youth, especially from the 18th to the 22nd year, and, of all the diseases that claim our attention, is the one that has proved the most destructive of human life. When once fully developed it is generally supposed to be incurable; but in the early stages of the disease, while the tubercles are yet small and but slightly irritated, our preventive and remedial measures may be brought to bear with much hope of success.

**SYMPTOMS.**—The *early* symptoms of consumption are obscure, and consist chiefly of cough; shortness of breath on moderate exertion; wandering, irregular pains, and constriction about the chest; excessive sensitiveness of the lungs to cold air; impaired digestion; debility and loss of flesh without any assignable cause; hæmoptysis; flushing of the cheeks, and quickening of the pulse in the evening, followed by disturbed sleep, and early morning perspirations.

Spitting or coughing up of blood generally takes place, and often gives the first intimation of the real nature of the malady, and its occurrence before or soon after the setting in of a cough, always indicates great danger. As the disease

advances, breathing becomes very distressing, the sputa more purulent; and exhaustion and emaciation, from impairment of the digestive functions, are most confirmed and progressive symptoms. Other organs often become implicated, especially the intestinal canal, in which a deposit of tubercles takes place, producing diarrhœa. From thickening or ulceration of the respiratory mucous membrane, huskiness or loss of voice is produced. The skin covering the parts on which the patient lies is apt to become sore and inflamed, and even to perish from the pressure of the attenuated body. *Aphthæ* of the mouth, pharynx, etc., or œdema of the feet, ankles, and even legs, ensue, and the long and weary struggle is at last terminated by the gentle approach of death.

The *physical signs* yielded by *auscultation* and *percussion* tend to remove that uncertainty which formerly prevailed on the subject; but as these signs can only be appreciated and interpreted by a medical man, they are not further referred to in a domestic work. All doubtful cases should be *early* submitted to professional Homœopathic treatment.

CAUSES.—Tubercular phthisis is generally hereditary, but it may arise in early life from an enfeebled condition of the system induced by a confined and impure atmosphere, unhealthy or too prolonged occupations, innutritious food, anxiety, etc., to which an hereditary predisposition and the scrofulous constitution powerfully contribute.

TREATMENT.—Where tubercles exist in the lungs, either in a latent or partially-developed state, we strongly recommend the following measures :—

1st.—*Highly nutritious and easily-digestible food.* The diet should be nourishing, digestible, and sufficiently abundant, including animal food once or twice daily, or occasionally fish, stale home-made bread, farinaceous puddings, green vegetables, mealy potatoes, milk, lightly-boiled eggs, etc. Condiments, pastry, and all articles of food that occasion nausea, eructations, or other symptoms of indigestion, are to be avoided. The diet may include *Cod-liver Oil*, in small quantities, except during active febrile symptoms, when it is inadmissible. The continued use of oil, judiciously given, controls the expectoration and

night sweats, soothes the cough, and checks emaciation.

2nd.—*Daily exercise in the open air*, employed in such a manner as to bring all the muscles, especially those of the chest and upper extremity, into moderate and agreeable action, and with the body in an *erect posture*, as in walking. Riding on horseback is also favourable, as affording a large amount of fresh air, the exercise not exciting great difficulty of breathing. In unfavourable weather, some of the well-contrived apparatus for arm and back exercise, especially that of the cross-bar, should be used in the house with open windows.

3rd.—*Bathing*, followed by vigorous friction, is an important measure, and, except in confirmed consumption, is generally beneficial. The water may be applied in the form of baths, sponging, or wet sheets, and may even include *sea-bathing*. Weak children or delicate patients may use tepid water, and gradually reduce the temperature. When admissible, the best plan is rapidly to plunge a child in water, which obviates the exposure consequent on sponging, and ensures a

quick and complete reaction. A healthy action of the skin will thus be promoted, and the general circulation equalized. Cold bathing is injurious when the surface is rendered cold and pale, and the patient is left languid and dejected. In such a case warm salt baths should be first used.

4th.—*Residence* in a moderately-warm climate. Warm air soothes the trachea and bronchial tubes, and the external warmth tends to keep the blood to the surface of the body, and so obviates congestion of the lungs; and further, the warm air being rarefied, less oxygen is inspired, and less carbonic acid given off, so that less vigorous breathing is required; and, also, the liver in the warmer climates seems to take on some of the offices of the lungs. The climate, however, must be *dry*, as damp is prejudicial. The writer is strongly convinced that entire change of climate, if adopted before the disease has produced irreparable changes in the lungs, is the most effective and permanent remedy. The climate of Victoria, in Australia, is probably one of the best to which a patient of consumptive tendency can be sent. The following remarks of a correspondent in the

*Lancet* of August 6th, 1864, are worth consideration:—

“Information reaches me daily, showing that some men, wiser and bolder than their fellows, cross the equator to exchange the sick-room for health and fortune. It is our national duty to make further efforts towards carrying out this great sanitary work. There are hundreds of Englishmen, many in fair circumstances, or practising useful and lucrative handicrafts, who, but for our inclement sky, would be healthy, useful members of society. I refer especially to cases of chronic bronchitis and rheumatism, some forms of Bright’s disease, of severe dyspepsia; and, lastly, to milder or well-selected varieties of that manifold plague, consumption.

“On the other hand, our Australian colony at least appreciates the mutual advantage likely to accrue from such emigrants. Men of this class, in return for change of climate, would bring to their adopted home capital and intelligence, added to sobriety and self-restraint, such as the solemn warning of threatened disease rarely fails to inculcate.”

5th.—Lastly, *all excesses* are to be avoided, whether in the pleasures of the table, wine or liquors, business, intellectual pursuits, or in the gratification of any passion which overstimulates and fatigues mind and body.

By the early and persevering adoption of these suggestions, and the administration of appropriate Homœopathic remedies, much might be done towards the prevention of consumption, as well as the restoration to comparative health of tuberculous persons.

We have often administered our remedies with marked and permanent benefit to consumptive patients, but do not prescribe any of them here, as the treatment of consumption should always be conducted by a physician. Experience in the treatment of a large number of private and dispensary patients enables us to encourage hope even in grave and complicated cases. In the early stages of the disease, a cure can often be effected; even when considerably advanced, life may be prolonged for many years; and in the last stages of the disease, the patient's sufferings may be mitigated to a marked degree.\*

\* For the pathology, symptoms, signs, causes, and medical, general, and preventive treatment of phthisis, see "On Consumption, with Special Reference to its Preventive Treatment," by the Author. London: Jarrold and Sons.

---

## CHAPTER IV.

## DISEASES OF THE ORGANS OF DIGESTION.

I.—Indigestion (*Dyspepsia*).

DIGESTION is the process which food undergoes in the stomach, and other organs, for the formation of *chyle*, a milk-like liquor, from which blood is formed for repairing the continued waste of the animal body; this process goes on in health easily, quickly, and completely. INDIGESTION is a disease in which there is a deviation from this healthy function in one or more of the qualities just named,—it may be painful, slow, or incomplete.

SYMPTOMS.—Impaired appetite; flatulence; nausea and eructations, which often bring up bitter or acid fluids; furred tongue, and offensive breath, especially in the morning; confined or relaxed bowels; heartburn; pain, weight, and inconvenience or fulness after a meal; headache; palpitations, and other symptoms.

CAUSES.—Excessive eating; too short an interval between meals; irregularities in diet; food of a heavy, indigestible, fat, sour, flatulent, or bad quality; eating too quickly; imperfect mastication; warm and relaxing drinks; the use of spirituous liquors, tobacco, or the excessive use of tea or coffee; purgative drugs; too little out-of-door exercise; excessive bodily or mental exertion; late hours; exposure to cold and damp, etc. Business, or family cares and anxieties, are also frequent causes of dyspepsia. “The battle of life” is too often fought with almost overwhelming anxieties and disappointments, or with much mental and bodily wear and tear, and the digestive organs are often the first to suffer.

TREATMENT.—The use of medicines and the observance of such rules and habits as are suggested a little further on, must ever go hand-in-hand; for the former, however carefully selected, will alone be unavailing in the end.

*Nux Vomica*.—Distension, tenderness, and fullness of the stomach after meals; heartburn, sour acid risings; flatulence; hiccough; frequent vomiting of food and bile; sour or bitter taste in the

mouth; the head is confused, as after intoxication; the patient feels indolent and sleepy after a meal, and unfitted for mental or physical exertion; the complexion is sallow; and there may be frequent but ineffectual urging to stool. *Nux* is particularly indicated in too studious or anxious persons, of a dark or bilious complexion, who take too little open-air exercise, eat too much, or drink alcoholic liquors. A tendency to piles is a further indication for this remedy, as also for *Sulphur*, which may often advantageously follow it.

*Pulsatilla*.—Disposition to mucous derangements; *heartburn*, with acid, bitter, or putrid taste in the mouth; thickly-coated tongue, with a whitish fur; nausea; frequent mucous evacuations, with little pain, and chiefly at night; indigestion, from greasy or flatulent food. As a rule, *Puls.* is best suited to women, or to persons of a mild and timid disposition.

*Bryonia*.—Aversion to food and craving for stimulants; waterbrash or eructations after eating; pressure and a sensation as of a stone in the stomach; colicky pains; stitch-like pains, extending from the pit of the stomach to the shoulder

blade-bones; torpor of the bowels; irritable disposition.

*Ant. Crud.*—*The mucous membranes are loaded with mucus, causing slow digestion with fermentation; nausea, or vomiting of mucus or bile; foul eructations, or tasting of the food; escape of flatulence of a fetid odour, soon reproduced; alternate constipation and diarrhœa; hawking, and expectoration of phlegm; milky-white, thickly-coated tongue; irritability of the bladder, with mucous deposit. A further indication for this remedy is a concurrent affection of the skin,—pimples on the face, sores on the lips or nostrils, pustular eruptions, chilblains, etc.*

*Kali Bich.*—Slow digestion; thickly-coated, yellowish tongue; bitter taste, nausea, and sour eructations. It is specially curative when the digestive and respiratory mucous membrane are simultaneously involved (*Hughes*).

*China.*—Indigestion from exhausting discharges, or residence in an aguish district, with a feeling of sinking, relieved by food, but soon returning; or simple, generally painless, diarrhœa, leaving the patient exhausted.

*Ipecacuanha*.—Simple retching and vomiting from gastric disturbance, without inflammation of the stomach or any grave affection of the mucous membrane.

*Hepar Sulphuris*.—Chronic indigestion; nearly all kinds of food disagree; also if *Mercury* has been used in excess.

*Sulphur*.—As an intercurrent remedy, when only partial relief has followed the use of other remedies; also in chronic cases. It is more particularly required in indigestion following or associated with eruptions, piles, constipation, etc.

*Dose and administration*.—See pages 55-6.

ACCESSORY MEASURES.—Dyspeptic patients must correct all improper habits, pay strict attention to the quality and quantity of food, and the hours at which it is taken. Directions for particular cases cannot be given, as what agrees with one is often injurious to another, the rule being to select such food as is found easy of digestion. The following habits have been pointed out as requiring correction:—Eating too much at one time; eating too seldom or too often; too great a variety of food at the same meal; imperfectly

chewing the food; the too hasty resuming of bodily or mental occupations after a meal; sedentary habits; neglect of personal cleanliness; habits of drinking, smoking, or chewing tobacco, and opium-eating; the excessive use of tea and coffee, and eating unripe fruits and vegetables. It is especially necessary that the dyspeptic's stomach should never be overloaded.

If possible the meals should be taken regularly and with cheerful companions, avoiding reading and study, and dismissing business anxieties from the mind, which should then be free from all injurious tension. Persons much occupied should not eat full meals during the hours of toil; a light repast is best in the middle of the day, making the principal meal at six or seven in the evening, when the work of the day is finished. Heavy meals in the hours of physical labour, without sufficient rest, is almost certain, eventually, to lead to indigestion.

In the list of articles to be avoided by the dyspeptic, we particularly notice the following: hard, dried meats; veal, pork, sausages, salmon, lobsters, crabs, cheese, pastry, flavoured soups,

new-baked bread, too much tea or coffee, or any other liquid, and all substances known to disagree. As a rule, which possibly may admit of some exceptions, malt liquors, wines, and spirits, are injurious.

Feather beds, and too much sleep should be avoided; the patient should retire early and rise early; bathe or sponge the body every morning with cold water, and take moderate exercise daily in the open air. Further, a general cheerful and tranquil state of mind is necessary.

In addition to *Cocoa* for the morning, and tea for the afternoon meal, the moderate use of pure water is almost the only fluid required in health. This liquid, so often despised, and even considered by many as prejudicial, is one of the best means for preventing or curing indigestion. Too much cold water, however, should not be taken at meal-times.

## II.—Vomiting.

CAUSES.—Indigestion, of which vomiting is often a prominent symptom; too much or improper food;

pregnancy;\* disease of the brain or derangement of the nervous system; cancer of the stomach; obstruction of the intestines; most of the eruptive fevers, etc.

PROGNOSIS.—Nausea and vomiting occurring in diseases of the brain, or in epilepsy, are unfavourable indications; in pregnancy, or hysteria, they are merely symptomatic of irritation conveyed by the nervous system to the stomach. If vomiting affords relief, it is a favourable indication, but if the symptoms preceding sickness are not relieved by it, but increase, the disease must be regarded as serious.

TREATMENT.—This must be regulated according to the cause which produces it.

*Pulsatilla*.—Vomiting from fat food, or eating too freely, with dizziness, looseness of the bowels, and when the smallest quantity of food brings it on.

*Ant. Crud.*—Nausea or vomiting, heaving of the stomach, with foetid flatulence, white furred tongue, and dislike to food.

\* For the treatment of "Morning Sickness" in pregnancy, see "The Lady's Homœopathic Manual."

*Nux Vomica*.—Vomiting with dryness of the mouth, disturbed sleep, and constipation. It is especially indicated when vomiting follows the use of strong drink, indulgence at table, or late or irregular hours.

*Arsenicum*.—Vomiting, with *burning* in the stomach and throat, great *weakness*, purging, and coldness of the hands and feet. It is indicated in organic or malignant disease of the stomach.

*Ipecacuanha*.—Simple copious vomiting.

*Arnica*.—Vomiting from a fall or injury.

*Dose and administration*.—See pages 55-6.

*Accessory Means*.—In violent vomiting and long-continued retching, small pieces of ice are grateful and soothing. Liebig's extract of beef-tea, in small quantities, till ordinary food can be taken.

### III.—Sea Sickness (*Nausea Marina*).

**SYMPTOMS**.—These need not be described, as they are so well known to persons embarking for the first time, especially during the early part of the voyage, and when stormy weather prevails.

**CAUSE**.—The motion of the vessel. The seat

of the affection is in the brain, with which the stomach is in close sympathy. Persons of delicate nervous organization are subject to similar derangement from the oscillations of a carriage, or the movements of a swing.

TREATMENT.—*Nux Vomica*.—The complaint may be prevented or modified by taking this remedy thrice daily, for several days previous to embarkation.

*Arsenicum*.—Severe and prolonged sea-sickness with great weakness.

*Cocculus*, *Veratrum*, and *Petroleum* are also recommended. *Cocculus* is perhaps the best curative agent in this obstinate affection.

For convenience, and to prevent injury to the general stock of medicines, those likely to be required for sea-sickness should be procured in a separate case.

ACCESSORY MEANS.—For a week before embarking, indigestible food, or overloading the stomach, should be especially avoided. During the early part of the voyage, the traveller should remain on deck as much as possible, in a recumbent posture, and avoid looking at the motion of

the waves. The application of broken ice, in suitable bags, down the back is said to be a preventive; but not having travelled in weather rough enough, since this proposition was made, to require any such aid, we have no experience of its value.

#### IV.—Colic (*Enteralgia*).

**SYMPTOMS.**—Common colic is characterised by severe twisting, griping, tearing pain round the navel, recurring in paroxysms, but relieved by pressure, so that the patient lies on his belly, pressing his abdomen with his hands, writhing in agony. There is a frequent desire to relieve the bowels, but often nothing passes except a little flatus. Febrile symptoms, as in inflammation of the intestines (*enteritis*), are absent, and the pulse is not quickened, unless it becomes so from anxiety. The symptoms abate when vomiting, eructation, or a discharge from the bowels takes place.

**CAUSES.**—Cold; a mass of heterogeneous, acrid, indigestible food; worms; constipation. A condition resembling colic may also arise from

stricture of the intestines (*intus-susception*). *Painter's colic* arises from the poison of lead (see "The Vade Mecum of Modern Medicine and Surgery").

TREATMENT.—The chief remedies are *Coloc.*, *Nux Vom.*, *Bry.*, *Cham.*, and *Verat.*

*Colocynth.*—Violent pains, compared to stabbing, cutting, clawing, or pinching, with diarrhœa.

*Nux Vomica.*—Colic from indigestible food, suppressed period, or during pregnancy, with severe contracting pains, ineffectual efforts to relieve the bowels, or alternate constipation and relaxation.

*Chamomilla.*—Cutting, tearing, and pinching pains; bilious or windy colic; watery, slimy, yellow or greenish diarrhœa, particularly in children.

*Bryonia.*—Mild forms of colic, in which, in addition to fulness and distension of the bowels, there are sharp stitch-like pains in the sides or abdomen, and irritability of temper.

*Administration and dose.*—See pages 55-6.

ACCESSORY MEANS.—An injection of a pint of tepid water often gives immediate relief. Appli-

cations of heat to the abdomen, or a warm bath, are also useful measures. Persons subject to colic should avoid food of a flatulent character, wear flannel round the abdomen, and keep the feet dry.

### V.—Biliousness.

What are popularly called "Bilious attacks," and supposed to be due to derangements of the liver, are almost invariably symptoms arising from, and common to, Indigestion, such as furred tongue, vomiting of bile, giddiness, sick headache, etc. One of the following remedies, according to the particular symptoms, with a restricted, simple diet for the following twenty-four hours, and cold water *ad libitum*, will usually complete the cure:—*Nux Vom.*, *Puls.*, *Kali Bich.*, *Ipec.*, *Bry.*, *Merc.*, *Verat.*, or *Ars.* The whole section on "Indigestion" should be consulted.

### VI.—Heartburn, Flatulence, etc.

These are only different symptoms of *Indigestion*, and their treatment may be gathered from the article on that subject.

**VII.—Jaundice** (*Icterus*).

**SYMPTOMS.**—Yellow tinge of the skin and whites of the eyes; high-coloured urine, staining the linen yellow; light or clay-like motions, constipation, but sometimes, especially in children, diarrhoea; bitter taste in the mouth; slow pulse; dejection of spirits; and, often, febrile symptoms.

When there is an obstruction from a *gall-stone*, the sufferings are most acute; the pains come on in paroxysms, often with vomiting and hiccough.

**CAUSES.**—Arrested secretion of bile, and its accumulation in the blood; or obstruction to its elimination, so that it again enters the circulation. The condition may be due to atmospheric changes, the impaction of a *gall-stone*, unrestrained fits of passion, etc., or, most frequently, to dietetic transgressions, dissipation, etc.

**TREATMENT.**—*Mercurius*.—This is a valuable remedy, especially after the inflammatory symptoms have been modified by *Acon.* or *Bell.* A dose every three hours.

*China.*—This remedy should be chosen in preference to the former if the patient has been mistreated with large doses of *Mercury*.

*Chamomilla*.—Jaundice in passionate or fretful patients, especially children.

*Nux Vomica*.—Jaundice attended with costiveness, sensitiveness in the region of the liver, and connected with sedentary habits or indulgence in spirituous liquors.

Other remedies are often necessary, but domestic treatment should never be trusted to when professional can be obtained.

ACCESSORY MEANS.—See under “Chronic Inflammation of the Liver.”

### VIII.—Inflammation of the Liver (*Hepatitis*).

SYMPTOMS.—An acute attack sets in with rigors, followed by other symptoms of fever, as hot, dry skin, thirst, headache, constipation, and often cough. There are pain and tenderness of the right side, the pain extending to the top of the right shoulder, and sometimes down the arm, and is aggravated by taking breath; the breathing is short, thick, and thoracic; and there is sickness, with some degree of jaundice.

CAUSES.—Acute inflammation of the liver is most frequent in India, from the climate and diet

not suiting European constitutions; in this country it arises from cold, and is then seated in the serous peritoneal covering, and resembles pleuritis. Dram-drinking often leads to a hard, contracted condition of the liver, called *Cirrhosis*, which leads to dropsy.

TREATMENT.—*Aconitum*.—Feverish symptoms, distress, restlessness, inflamed, yellow-coloured tongue, and severe pains. A dose every two or three hours. In severe cases, the strong tincture of the root may be used.

*Mercurius*.—Yellow tinge of the whites of the eyes (*conjunctivæ*); sallow skin; yellowish coating of the tongue, and foul taste.

*Bryonia*.—Shooting or stinging pains, obstinate constipation, especially after *Acon*.

*Nux Vomica*.—Hepatitis from intoxicating drinks, excessive or stimulating food, or too little out-of-door exercise.

*Arsenicum*.—Extreme cases, with great weakness, intense pain, vomiting of bile, and exhausting diarrhœa.

GENERAL TREATMENT.—See “Accessory Measures in Fevers,” pages 67-73.

## IX.—Chronic Inflammation of the Liver— Liver Complaint.

**SYMPTOMS.**—Languor, depression, and often a kind of dread of some impending evil. The liver itself may be enlarged or diminished in size, and there is sallowness of complexion, and often emaciation.

**CAUSES.**—Intemperance; too little out-of-door exercise; misfortune; mercurial preparations, such as *calomel* and the *blue-pill*.

**TREATMENT.**—Similar remedies to those prescribed in the preceding section.

**ACCESSORY MEANS.**—Water will be found a valuable auxiliary. *Cold sponging* or *bathing*, with vigorous friction immediately afterwards, is highly recommended. The patient should shun stimulants, live regularly, and avoid rich food, pastry, spices, coffee, etc. Two hours at least out of every twenty-four should be spent in out-of-door exercise, such as walking, gardening, or on horse-back. If these suggestions are early carried out, before the disease has led to the disorganization of the gland, a cure may be expected, and earthly

existence rescued from the disabilities and sufferings inseparable from disease.

### X.—Diarrhœa—Looseness of the Bowels— Purging.

Common diarrhœa is a functional disorder, consisting of frequent liquid fœcal evacuations, without inflammation of the intestines.

CAUSES.—Unusual, excessive, acrid, or indigestible food, especially unripe or decaying raw fruits; pork, veal, etc.; putrid or diseased animal food; atmospheric influences; mental emotions, etc.

Diarrhœa is often a symptom of other diseases, as hectic and phthisis, when it is called *colliquative* diarrhœa, because it appears to *melt down* the substance of the body; the diarrhœa of typhoid fever; bilious diarrhœa, from excessive flow of bile, as in hot weather or after passing a gallstone; and serous diarrhœa, with watery discharge. Looseness of the bowels is also a very common precursor of cholera, when that disease is epidemic.

When diarrhœa arises from indigestion or dissipation, it may be regarded as an effort of nature

to expel substances which might otherwise give rise to more serious disturbance.

TREATMENT.—*Camph.*, *Ant. Crud.*, *Puls.*, *Chin.*, *Cham.*, *Ipec.*, *Verat.*, and *Ars.* are the chief remedies.

*Camphor.*—In sudden and recent cases, with chilliness, shivering, cold creeping of the skin, severe pain in the stomach and bowels, cold face and hands, or cramps in the legs or stomach. Two drops on a small piece of loaf sugar, repeated every twenty or thirty minutes, for three or four times.

*Ant. Crud.*—Watery diarrhœa, with white furred tongue, disordered stomach, nausea, and eructations.

*Pulsatilla.*—Mucous diarrhœa, occurring chiefly at night, with little pain; the tongue is coated with a whitish fur; the taste is diminished or altered, and there are generally nausea, foul or acid eructations, etc. *Puls.* is curative in diarrhœa from eating fat or rich food.

*China.*—In simple summer diarrhœa, Dr. Hughes has used this remedy invariably during the last four years, and found it well nigh infallible.

*Mercurius*.—Diarrhœa with clay-coloured or green stools.

*Dulcamara*.—Catarrhal diarrhœa, watery or yellowish, with little or no pain; traceable to damp, particularly in the summer and autumn.

*Chamomilla*.—Watery, bilious, or slimy stools, of a yellowish, whitish, or *greenish* colour, or resembling undigested food, *particularly during teething*. Pinching pains, sour breath, and fretfulness are additional indications.

*Veratrum*.—Choleraic diarrhœa, with copious watery discharges, occurring in gushes, and accompanied with severe vomiting, debility, etc.; involuntary diarrhœa. Recourse may also be had to this remedy if others fail to produce relief after a fair trial.

*Arsenicum*.—Diarrhœa accompanied or ushered in by vomiting, with great heat of the stomach, ascending to the throat, resembling heartburn; a burning sensation attending the discharge of the motions; coldness of the body, pallid and sunken face, and great prostration. It is chiefly suited to chronic diarrhœa, with symptoms indicating organic disease.

*Administration.*—A dose every one, two, or three hours, according to the violence of the symptoms, or after every motion, until relieved.

**ACCESSORY MEANS.**—Rest in the *recumbent* posture; the extremities kept warm; sudden changes of temperature avoided. Individuals subject to diarrhœa on slight causes, and having a feeling of coldness about the body, should wear a flannel roller round the abdomen. Night air and late hours predispose to attacks. Except in severe cases, moderate out-of-door exercise should be taken daily. Mental excitement and animal excesses of every kind should be avoided.

**DIET.**—Food should be given cool and sparingly, consisting of light non-irritating substances,—sago, tapioca, milk, arrow-root, baked rice-puddings, white fish, etc.; bland drinks; no coffee, spices, acids, eggs, fruit, or stimulants should be allowed.

### **X.—Diarrhœa in Children.**

Healthy infants have usually two or three motions in twenty-four hours. If the discharges

become much more frequent, unnatural in colour, watery, and accompanied with pain, treatment is necessary.

TREATMENT.—*Chamomilla*.—Diarrhœa during teething, or from cold, with *colic*, crossness, and restlessness; greenish, watery, bilious, frothy, and offensive motions.

*Ipecacuanha*.—Summer diarrhœa, (see *China*, page 152), with vomiting; diarrhœa from overloading the stomach.

*Pulsatilla*.—Loose, greenish, bilious motions, with flatulence or griping, especially in fair and delicate children.

*Merc.*, *Calcarea Carb.*, or *Dulc.*, may be required.

*Administration*.—A dose (see page 55) every two or three hours, or after every motion.

See the preceding section, and also those on “*Teething*,” “*Worms*,” and “*Thrush*.”

## XI.—Dysentery—Bloody Flux.

Dysentery—inflammation and ulceration of the large intestine—is most frequent and violent in India, the Chinese seas, and other hot climates.

In this country it is generally only subacute; but in all cases it is most likely to take the chronic form.

**SYMPTOMS.**—This intensely painful disease is generally attended with thirst, dry skin and tongue, headache, and other symptoms of fever. The most marked symptom of dysentery is frequent, painful desire to stool, with great straining—*Tenesmus*—without any evacuation, except a little mucus and blood, shreds of fibrine which the patient sometimes thinks to be the coats of his own bowels, and lumps of hardened fæces—*Scybalæ*. In hot climates its attacks are acute and violent, the pain being very severe around the navel and at the bottom of the back-bone. The bladder often sympathizes with the rectum, exciting frequent efforts to pass water.

**CAUSES.**—Exposure to sudden and extreme changes of temperature, as from the heat of day to the cold and damp of night; insufficient protection from cold and wet, as sleeping on the ground; intemperance; a poor or irregular diet, etc. It is therefore often epidemic among people reduced by privation, particularly soldiers in camps. In

consequence of its being an attendant on war—a practice both old and universal—it is the most anciently described of all diseases.

TREATMENT.—*Aconitum*.—If febrile symptoms are well marked, the early use of this remedy often arrests the disease at its onset. It should be administered several times, at short intervals.

*Mercurius Corrosivus*.—Bloody evacuations, with pain and extremely severe *straining*.

*Colocynth*.—This is often required after *Merc.*, especially when the colicky pains occur periodically, are very severe, and the discharges are mixed with green matter or lumps. If *Merc.* has not been previously administered, it may be alternated with *Coloc.*

*Arsenicum*.—Burning pain with the evacuations; excessive *weakness*; coldness of the extremities; cold breath; fæces and urine putrid and offensive, often involuntary.

*Ipecacuanha*.—Autumnal dysentery, with nausea, severe straining, and colic; the evacuations are first slimy, afterwards bloody mucus. Often advantageously alternated with *Bryonia*.

*Administration*.—In severe cases, a dose every

twenty or thirty minutes; in mild, every two or three hours.

ACCESSORY MEANS.—The patient should maintain a reclining posture in bed, in a well ventilated apartment, and in severe cases use the bed-pan instead of getting up. Local applications afford great relief, the best of which is the *cold compress*, *i.e.*, two folds of linen, or a napkin, wrung out after immersion in cold water, and applied over the bowels, covered with oiled-silk, and secured by a flannel bandage round the whole abdomen. If the pains are very severe, flannels wrung out of *hot water* should be applied over the abdomen, a second hot flannel being ready when the first is removed. The drink should consist of cold water, gum-water, milk, etc.; the diet must be restricted to arrowroot, cocoa, broths, ripe grapes, etc. Animal food and stimulants, and cold and sudden changes of temperature should be avoided.

PREVENTION OF DYSENTERY.—The following passage by SIR THOMAS WATSON is valuable and suggestive:—  
“The remarkable decline of dysentery in this Metropolis has been contemporary with that of some other severe disorders, and is due to the same combination of causes. For nearly two centuries we have had no plague among

us. *Agues*, formerly very rife in London, have almost disappeared. *Continued fevers*, which used to break out annually in hot weather, are comparatively unfrequent. I believe that we may trace these great blessings to an event which was regarded by many, at the time, as a national judgment—I mean the great fire, that in 1666 consumed everything between Temple Bar and the Tower. The streets and houses thus destroyed had been filthy in the extreme, close, densely crowded, and consequently most unhealthy. The impurity of the air excited, perhaps, some maladies, and it certainly predisposed those who dwelt in it to various kinds of disease, ‘the seeds of which,’ says Dr. Heberden, ‘like those of vegetables, will only spring up and thrive when they fall upon a soil convenient for their growth.’ To the better construction of the houses and of the streets in the rebuilt city, to the increased means of ventilation, to the general formation of drains and sewers, to the more copious supply of water, and to the more temperate and cleanly habits of the people, we may fairly ascribe our present comparative exemption from dysentery, from ague and continued fever, which are often the parents of dysentery, and from the plague itself.”

## XII.—Asiatic or Malignant Cholera.

In this disease, which resists the efforts of the old system, Homœopathy has won brilliant triumphs.

Its success in the prevention and cure of cholera,\* and other violent diseases, has contributed greatly to its rapid spread in every part of the world.

TREATMENT.—This disease should, if possible, be always treated by a Homœopathic practitioner. We shall only briefly indicate some of the remedies and measures which have been found most useful.

*Camphor* is one of the first and most important medicines to be administered, under whatever form the disease presents itself. Its special indications are, *sudden prostration*, the body generally becoming cold; pains in the stomach and bowels; irregular pulse; cold sweat on the forehead; giddiness; noise in the ears; swelling of the abdomen from wind; and severe purging:—Two to five drops of the strong tincture on sugar, or in a spoonful of water, every five or ten minutes; as soon as the patient becomes warm, the doses may be given less frequently, and discontinued when full perspiration takes place. At the same time the patient should be placed in a warm bed, and have hot water-bottles applied to the feet.

\* See Dr. Macloughlin's testimony, pages 28-9.

*Arsenicum*.—Violent *burning* pains in the stomach; excessive thirst; suppression of urine; clammy sweat; weak, tremulous pulse; cramps, and entire *prostration of strength*. It is the great remedy when the time for curing with *Camphor* has passed.

*Veratrum*.—The chief indications for this remedy are *violent and continuous vomiting and purging*; a shrivelled appearance of the skin; cold tongue; cadaverous and pinched appearance of the face.

*Cuprum*.—*Spasm or cramp, and convulsions*.

PREVENTIVE MEASURES.—During the prevalence of Cholera, there are usually premonitory symptoms, such as general uneasiness, bitter taste in the mouth, fulness and pressure at the pit of the stomach, cramps, and rumbling in the bowels: these symptoms should be promptly checked. Much time may be saved, and life spared, by families providing themselves with a small case of Homœopathic remedies, including a small bottle of *Arsenicum*, and *Veratrum*; also a bottle of *Camphor*, which must be kept by itself.

The following advice is worth remembering:—"Should Cholera ever prevail in England again, the means to

avoid an attack are, to maintain cheerfulness of spirit (remembering that the disease is not contagious); using a temperate but generous diet; avoiding suppers; keeping early hours; sleeping in the highest room in the house; and carrying a small bottle of strong camphorated spirit in the pocket, for the use of others as well as yourself; and if compelled to pass the neighbourhood of fetid drains, ditches, or other suspected places, moistening the tongue with a drop of the camphorated spirit before inhaling the stench, it being known to Homœopaths that *Camphor* is the antidote to most of their infinitesimal medicines, so it is an antidote to the cholera poison suspended in the air, and inhaled into the lungs in infinitesimal quantity, provided the *Camphor* is applied before the poison has begun to operate on the blood."—*H. Kelsall, M.D.*

### XIII.—Constipation—Confined Bowels.

A tendency to costiveness is not so grave a symptom as many persons suppose it to be; indeed, individuals thus predisposed generally live long, unless they injure themselves by purgatives; while those who are subject to frequent attacks of diarrhœa are soon debilitated, and seldom attain old age. The common idea that aperients contribute to health, not only in sickness, but also

occasionally in health, and that impurities are thereby expelled from the body, is very erroneous.

The fallacy of this notion may be easily demonstrated. Let purgatives be taken for a week, and however good may have been the state of health previously, at the termination of this period all sorts of impurities will be discharged, especially after taking *jalap* and *calomel*. As this is an invariable result, even in the case of those who have never been ill, it seems to prove that impurities are produced by those drugs.

In sickness also, purgatives are most injurious. Disease weakens the whole system; "the bowels, therefore," says DR. YELDHAM, "in common with the legs, the arms, the stomach, the brain, and every other organ, partake of the general debility, and become deprived of that power by which, in a state of health, they are enabled to discharge their proper functions. Why should they, more than the other organs, be impelled to the performance of a duty to which, at the time, they are totally unequal?"

"Again, under the process of disease, the whole vital power is devoted to the struggle which is going on in the affected part. The attention of the system is, as it were, drawn off as well from the bowels as from every other organ not immediately engaged in the contest. On this

account also they remain quiescent ; and any interference with that quietude, by diverting the vital energy, weakens that force which nature requires to be undivided, to enable her to conduct her combat with disease to a successful issue—an additional reason why purgatives should be avoided.

“Constipation is an *effect*, not a *disease*. If it were, there might be some show of reason in the use of aperients. But being merely a temporary loss of power, we can no more restore that power by *forcing* the action of the bowels, than we can impart strength to a weakened leg by *compelling* it to walk. In the latter instance, we should instinctively rest the part, until, by the removal of the disease, motion might be resumed. The same reasoning applies with equal force to the removal of constipation. The exercise of a little patience, and the employment of judicious means for the eradication of that disordered condition on which the inaction depends, will as infallibly restore the bowels to their duty, as in every other instance the effect must cease when the cause is removed.”

CAUSES.—Sedentary habits ; dissipation ; an improper quality or quantity of food ; the use of superfine flour ; mental anxiety ; diseases of the liver ; exposure to the action of lead, as in painters ; want of contractile power in the coats of the rectum ; mechanical obstruction of the contents of

the bowels; inflammatory disease of the intestines, brain, or spinal cord, or their membranes. But a frequent cause of constipation is loss of tone of the mucous lining of the bowels, from the habitual use of purgatives.

An important point will be gained if we can bring persons to consider constipation simply as a result of other causes, and a want of balance in the general system; and when measures shall be directed to the correcting of this condition as the only rational means of curing constipation.

CONSTIPATION AND OLD AGE.—Daily evacuation which, perhaps, should be the rule in youth and middle life, is an excess in advanced life, when thrice or even twice a week is sufficient. It is desirable that this physiological fact should be known, as old persons often trouble themselves needlessly on this point.

TREATMENT.—If headache, dry tongue, hot skin, or other distressing symptoms co-exist with constipation, one of the following remedies may be selected.

*Nux Vomica*.—Constipation, with frequent ineffectual inclination for stool; irregular action of

the bowels; constipation, with nausea and sickness in the morning, distension and heaviness of the stomach, ill humour, fulness or pain in the head, uneasy sleep, etc. It is well adapted to constipation following intoxicating drinks, eating too much or too great a variety of food at one time; excessive study, and sedentary habits.

*Bryonia*.—Constipation from *torpor* of the bowels (thus differing from the ineffectual or irregular action of the previous remedy); constipation, with chilliness, headache, and irritability, or associated with rheumatism, or heat of the weather.

*Opium*.—Constipation from a paralytic condition of the system, leading to inertia of the intestines; obstinate constipation, with a feeling as if the anus were closed; hard and lumpy motions; headache, dizziness, dry mouth, thirst, listlessness, and dusky face; also in chronic cases, from too little out-of-door exercise.

*Lycopodium*.—Constipation, with itching and tightness of the anus; rumbling and flatulence in the abdomen; waterbrash; heartburn; the bowels feel too warm and dry, and are disposed to swell.

*Sulphur*.—Habitual costiveness, piles, burning

and itching of the anus, etc. It is also valuable as an intercurrent remedy.

*Dose and Repetition.*—See pages 55-6.

ACCESSORY MEASURES.—No medicines can be of permanent benefit if the bad habits which led to the constipation are persisted in. Moderate walking exercise is useful, particularly in the morning in the country. Water\* is an extremely valuable adjunct, both for internal and external use. Cold baths, especially the shower and the sitz, are strongly recommended as being of easy application. The *wet compress* at night is often an invaluable remedy; also *injections*, as recommended further on. *Regularity* in attending to the calls of nature is important; the best time to solicit the bowels to act is in the morning, usually after breakfast. By fixing the mind on this operation for a few days, the bowels will generally respond, and constipation be removed by attention to this point alone.

DIET.—Meals should be taken with regularity, animal food eaten sparingly, but vegetables and ripe fruit freely. Oatmeal porridge, with treacle,

\* See the article on "Water," pages 48-50.

may be taken for breakfast; and *brown bread should be preferred to white*. If brown bread is not eaten exclusively, a little should be taken with nearly every meal; its effects will thus be more uniformly exerted through the alimentary canal than if only taken occasionally. Strong or green tea, spirituous liquors, highly-seasoned food, and *late suppers* should be avoided.

INJECTIONS.—In obstinate and protracted constipation, and when it is ascertained that the lower bowel is obstructed with fæcal matter, in too large masses, or too hard and dry for discharge, and the means before suggested prove ineffectual, the enema may be used as a certain means of obtaining the desired relief, while it reduces the temperature of the rectum, and removes the sensation of congestion. At the same time, the use of the enema does not interfere with the administration of any Homœopathic remedy necessary to cure the disease, of which the constipation is a symptom. The injection should consist of about a pint of water, and should be carefully injected up the rectum by means of the enema syringe.\* On commencing

\* A very useful Enema syringe, easily used by the patient himself, can be procured for about 5s. to 7s. 6d.

to use injections, the water for this purpose should not be lower than 72°, and gradually reduced to 64°. Unirritating in its operation, and acting directly on the seat of obstruction, an injection is greatly preferable to deranging the whole alimentary tract with strong drugs, which excite violent action only to settle back into a state of greater debility and torpor than before.

#### XIV.—Worms (*Helminthia*).

Intestinal worms being the products of certain morbid states, the treatment should be directed against the disease itself, rather than against the product it engenders. The effect of most allopathic remedies is, at the best, to excite a discharge of the worms from the system, without correcting the morbid condition on which their existence depends.

VARIETIES.—There are three chief species of worms which infest the human body, viz., *Ascaris*, *Lumbricus*, and *Tænia*.

1.—The *Ascaris Vermicularis*, or thread worm, infests the *rectum* (lower bowel). It is small,

about a quarter to half an inch long, occurs chiefly in children, and occasions much local irritation. The chief *symptom* is intolerable itching about the anus in the evening, aggravated by the warmth of bed; also picking of the nose, fetid breath, depraved appetite, and disturbed sleep.

2.—*Lumbrici*, or round worms, also exist in children, their habitat being the small intestines, where they feed on the *chyle*, and attain a length of six to twelve inches. The *symptoms*, often obscure, are—pains in the belly, fretfulness, grinding of the teeth, disturbed sleep, or convulsive attacks; also itching of the nose and anus. The child becomes sallow, its limbs waste, but its belly is enlarged, hot, and tense; the appetite is uncertain, often voracious; the breath is offensive, and the stools contain much slimy mucus. The worms sometimes travel upwards into the stomach, and are vomited, or downwards into the colon, and are passed with the stools.

3.—*Tænia*, or the tape worm, is nearly white, flattened, and of a jointed structure; it attains a great length, even many yards, by repetition of the joints; and exists both in adults and children,

The *symptoms* being masked, its presence is unsuspected until portions are passed in the motions, the head still remaining. There is seldom more than one worm present at a time, yet each joint possesses an ovary, and its eggs are millions, but they are discharged with fæces, and devoured by unclean animals—swine, ducks, and rats; in these creatures they become developed, but not always into tape-worms, for they appear to go through several generations before returning to the jointed form. They are probably introduced into the human body by eating unwholesome animal food, especially tripe and sausage-skins imperfectly cooked. It is supposed that the ova sometimes reach the circulation, and in the liver or other organs are developed into encysted *Entozoa*, commonly called *Hydatids*.

GENERAL SYMPTOMS.—Sudden changes in the colour of the face; dark semi-circles under the eyes; copious flow of saliva; nausea; insipid, acid, or fetid odour of the breath; a voracious, alternating with a poor, appetite; itching of the anus; talking, and grinding the teeth during sleep; thick and whitish urine; tightness and

swelling of the lower part of the abdomen; frequently emaciation, and, sometimes, convulsions, delirium, etc. Perhaps the only irrefragable sign is the presence of worms in the stools, or in the matter vomited.

TREATMENT.\*—*Aconitum*.—At bed-time, for fever, restlessness, and burning and itching at the seat.

*Cina*.—A valuable remedy for thread worms (*ascarides*), or round worms (*lumbrici*), with the following symptoms:—boring at the nose, livid circles round the eyes, tossing about, or calling out suddenly, during sleep, nausea and vomiting, griping, itching at the anus, and white and thick urine, sometimes passed involuntarily.

*Belladonna*.—Congestion to the head, starting during sleep, headache, fever, etc. If there is much fever, a few doses of *Aconite* should be first administered.

*Nux Vomica*.—For both thread- and round-worms, hard stools, and after indigestible food.

*Mercurius*.—Diarrhœa, slimy stools, distension of the abdomen, difficult teething, and augmented secretion of saliva.

\* In addition to the treatment here prescribed, the tape-worm requires other remedies, and often in massive doses,

*Ignatia*.—Intense itching at the seat, especially in mild, sensitive persons.

*Sulphur*.—For worm-colic, and after the prominent symptoms have disappeared, to complete the cure.

*Calcareo*.—After discontinuing the other remedies, in patients having an hereditary predisposition to worms, and with scrofulous symptoms.

*Dose and Repetition*.—See pages 55-6.

ACCESSORY MEANS.—The food should be simple, easy of digestion, and taken only at regular hours; pastry, sugar, sweetmeats, and sweet-made dishes strictly avoided. Salt, as a condiment, should be taken with the food. A draught of spring-water should be swallowed on rising, and the whole body, the abdomen in particular, bathed with cold water in the morning, and afterwards rubbed till the whole skin is in a glow; daily exercise taken in the open air; also injections as recommended in the next paragraph.

INJECTIONS.—These are most useful as means for expelling the worms; half a pint of water, in which a spoonful of common salt has been dissolved, once or twice repeated, will often suffice to

relieve a patient thus troubled. Afterwards, a simple cold or tepid injection should be used regularly about three times a week, for two or three months, to wash away the slime in which the ova exists. But the general and medicinal treatment only can be relied upon for improving the health and preventing their re-formation.

### XV.—Piles (*Hæmorrhoids*).

These consist of small tumours, sometimes outside (*external piles*), and sometimes within (*internal piles*) the opening of the lower bowel, either with or without bleeding. They vary in number, from one small intensely painful swelling, to numbers clustering together like a bunch of grapes. These swellings are attended with pricking, shooting, burning, or pressive pains, increased on going to stool, and sometimes with dull pains in the loins. Blood is often passed with the evacuations, sometimes only in drops, but at other times in considerable and even alarming quantities.

CAUSES.—Obstinate constipation; drastic purgatives; heating and stimulating food or drink; a

luxurious life: sedentary habits; pressure of the enlarged womb upon the vessels of the pelvis during pregnancy;\* sitting on cold stones, or on warm or soft cushions; excessive horseback-exercise; and over-excitement of the sexual organs.

TREATMENT.—*Acon.*, *Merc.*, *Nux Vom.*, *Carbo Veg.*, *Phos.*, and *Sulph.*

*Nux Vomica*.—A valuable remedy in almost every form of piles, especially in persons of sedentary habits, confined bowels, or addicted to the use of intoxicating drinks, strong coffee, etc.

*Sulphur*.—Chronic piles, from abdominal plethora, or with itching and burning of the anus, and especially when associated with constipation. The evacuations are often mixed with blood; there is great pain, and the tumours protrude considerably, and are pushed back with difficulty; also, smarting pain in passing water. *Sulph.* is often alternated with *Nux*, the latter administered at night and the former in the morning; or *Sulph.* following *Nux* to complete the cure.

*Carbo Veg.*.—A burning sensation at the anus,

\* For the treatment of piles during pregnancy, see "The Lady's Manual," by the Author.

and discharge of blood with the motions, which are constipated.

*Arsenicum*.—A burning sensation as from hot needles, and general *prostration*.

*Aconitum*.—Profuse discharges of blood, throbbing and inflammatory symptoms in the parts.

*Dose and Repetition*.—See pages 55-6.

DIET AND ACCESSORY MEANS.—Patients should avoid highly-seasoned dishes, coffee, peppers, spices, alcoholic beverages, and all kinds of indigestible food. Light animal food, properly cooked vegetables, and ripe fruits form the most useful diet. Sedentary habits, too much standing, and the use of cushions and featherbeds are prejudicial. The pain attending *blind piles* may be relieved by ablution in cold water, or in tepid water if that is found more agreeable. *Bleeding piles* may be relieved by drinking half a tumbler of cold water, and then lying down for an hour. The *horizontal position* should be maintained as much as possible, especially for ten or fifteen minutes after an evacuation; this gives great relief, and favours recovery. An occasional injection of about half a pint to a pint of water up the lower bowel,

by means of the enema syringe, acts most beneficially, by constricting the blood vessels, softening the fæces, and obviating straining at stool. The *wet compress* is also recommended as a preventive, directly the first symptoms are noticed; and also curatively, with other means pointed out.

### **XVI.—Protrusion of the Bowel** (*Prolapsus Ani*).

This unpleasant complaint is occasioned by long-continued constipation or diarrhœa, purgatives, straining, and laxity and delicacy of constitution. Although not confined to them, it is most frequent in children.

**TREATMENT.**—*Ignatia*.—This remedy is often specific, and is generally the first to be used. A dose thrice daily, for two or three days; afterwards, night and morning.

*Nux Vomica*.—Prolapsus, with costiveness and straining at stool.

*Mercurius*.—Prolapsus, with itching, discharge of a yellowish mucus, and diarrhœa; hard, swollen abdomen.

*Lycopodium*.—Obstinate cases, and when other remedies only partially cure.

*Sulphur*.—For similar conditions.

ACCESSORY MEANS.—When the bowel protrudes, it should be reduced by laying the child across the lap, and making pressure on the protruded part with the fingers, previously lubricated with oil or lard. Bathing the parts with cold water, night and morning, and injections of water are very useful. The action of the bowel in the evening, just before going to bed, should be encouraged. The diet should be wholesome and unstimulating.

---

## CHAPTER V.

---

### AFFECTIONS OF THE HEAD.\*

---

#### I.—Headache (*Cephalalgia*).

Headache may be merely an incidental symptom of a general disease, such as indigestion, common

\* “From statistical returns of the Registrar-General of births, marriages, and deaths, in England and Wales, we learn that diseases of the head—congestion of the brain, apoplexy,

cold, typhus, or deranged menstruation; or it may be a more or less local affection, resulting from some irritation of the cerebral nerves. Chronic headache should be treated by a Homœopathic physician.

paralysis, epilepsy, etc.—have rapidly multiplied of late years, being as three to one when compared with earlier, more simple, and less competitive times. This augmented brain affection is no doubt the result of the overtasked energies and feverish excitement in which great numbers live, and of the large amount of stimulants taken to sustain that excitement.

“Hence it is our honest conviction that if the suggestions contained in the present work be faithfully observed, they will lead to the moulding afresh of our commercial and social habits. Daily exercise and *recreation* in the open air, true temperance, a less selfish and anxious pursuit of wealth, and a knowledge of the chief causes of disease, must materially reduce the present superfluous physical and mental wear and tear, and conduce to a more healthy, because a more natural mode of life. The more complete application of the early closing and weekly half-holiday movements to all departments of business, benefitting alike the employer and the employed, would also greatly contribute to the diminution of diseases of the head.”\* Having regard to the health as well as the happiness of the industrious classes, we strongly urge all employers to pay wages on Friday, and to give the weekly half-holiday on Saturday, our plea being strengthened by the experience of

\* *The “Vade Mecum of Modern Medicine and Surgery.”*

**TREATMENT.**—This must be regulated by the cause.

*Belladonna.*—Pains throbbing, tearing, or shooting from one point to another; fulness, pressure, and heaviness above the eyes, aggravated by mental efforts, noise, or light; congestion of blood to the head, with redness of the face, glistening of the eyes, and excessive sensitiveness to external influences. A dose every hour until relieved; afterwards less frequently. *Bell.* is often useful after, or alternately with, *Acon.*

*Aconitum.*—Heat in the head from excitement, and aggravated by motion, with a sense of coldness in the rest of the body; cold water to the head gives relief; also in *sick-headache*, with sickness, years, that work is better done when it is not excessive or unrelieved by recreation. Rest and out-of-door amusements are to the human frame what oil is to the wheels of the iron machine. To the whole community, then, we commend the rule, NEVER SHOP AFTER TWELVE ON SATURDAY, and thus help to secure for the city clerk, the busy shopman, and the toiling artisan, relief from his duties at noon on Saturday, to enjoy amidst the scenes of nature, or in the bosom of his family, the unbending of his back, and the unwrinkling of his brow, and ensuring, from lighter hearts and invigorated bodies, greater diligence and better work.

vomiting of bile, etc. In rheumatic, bilious, and apoplectic headaches, the strong tincture of the root is recommended. A dose every half-hour, hour, or two hours, until the symptoms are modified; afterwards less frequently.

*Nux Vomica*.—Headache from intoxicating drinks, sedentary habits, too close attention to business; headache with nausea or vomiting of sour and bitter substances; stupifying headache with giddiness and heaviness in the head, in the morning after unrefreshing sleep, or after meals, and connected with other symptoms of indigestion. It is well indicated by a dark or bilious complexion, an irritable disposition, and irregular action of the bowels. Headache caused by intoxicating beverages, may require the strong tincture.

*Pulsatilla*.—Headache from rich food, with acidity of the stomach, heaviness of the head, pain on one side of it, shooting into the ears, paleness of the face, fretfulness, and shiverings. Also in women, from suppressed period.

*Bryonia*.—Headache from cold, most troublesome in the morning, or after a meal; digging or tearing pains, and a feeling as if the contents of

the head would protrude on stooping. *Rheumatic Headache*; headache during hot weather; also with bleeding of the nose, burning and watery eyes, or torpor of the bowels.

*Opium*.—Headache with *stupor*, heaviness, a wandering expression, sluggish action of the bowels, and after a *fright*.

*Ignatia*.—Headache from *grief*, and in nervous or *hysterical* patients.

*Chamomilla*, *Coffæa*, *Mercurius*, *Glonoine*, etc., are also remedies sometimes required.

*Dose and Repetition*.—See pages 55–6.

PREVENTIVE TREATMENT.—An attack of headache may sometimes be warded off by a dose or two of *Nux Vomica* (if from indigestion), or of *Aconitum* (if from a cold), if taken immediately the first symptoms are observed.

GENERAL TREATMENT.—The cause should, if possible, be ascertained and removed. In cases of difficulty, an observant physician can generally detect the cause, and, almost as often, point out the cure. Highly stimulating food and drinks, especially spirits, strong tea, and coffee, should be avoided; there should also be regularity as to

meals, proper adaptation of clothing to the requirements of our changeable climate, a healthy action of the bowels, and a sufficient amount of recreation taken daily in the open air.

## II.—Sick-Headache.

This is the headache of indigestion, and is often erroneously called *Bilious Headache*.

**SYMPTOMS.**—Giddiness, dizziness, swimming in the head, sickness, etc. The headache is stupefying or agonizing, generally commences in the morning, and is often confined to one spot on the side of the head, on the forehead, or over the eye.

**CAUSES.**—Errors in diet; indulgence in wine; sedentary habits; or it may occur in a person whose digestion has been previously impaired without any immediate dietetic infraction.

**TREATMENT.**—*Acon.*, *Ipec.*, *Puls.*, *Nux Vom.*, or *Bell.*—See the preceding section, and that on “Indigestion.”

## III.—Epilepsy (*Epilepsia*) Falling Sickness.

**SYMPTOMS.**—Sudden and complete loss of consciousness, with foaming and convulsions, followed

by sleep. Epilepsy means literally a *seizure*; for often in a moment the patient falls to the ground, struggling, foaming, and insensible. Sometimes a fit is preceded by depression of spirits, a gloomy mood, drowsiness, or the *aura epileptica*, a peculiar sensation, compared to a stream of warm or cold air, the trickling of water, or the creeping of an insect.

CAUSES.—Hereditary tendency; injuries, or malformation of the head; local irritation; derangement of the nervous or sexual system; self-abuse; fright, or fits of rage; the irritation of worms; the sight of other epileptics, etc. The evidence of hereditary tendency exists in the fact that two or more cases of epilepsy frequently occur in the same family, far more frequently than it would do if it were a mere coincidence. Still, evidence of local irritation as a cause should be sought after, so that it may, if possible, be removed.

TREATMENT DURING A FIT.—Tight articles of clothing must be loosened, particular care being taken that there shall be no pressure on the vessels of the neck; the patient should be placed in

a cool, airy place; the head and trunk slightly raised; a cork or linen pad placed between the teeth to prevent the tongue, which should be pushed back, from being bitten, and the patient prevented as much as possible from injuring himself, without restraining him beyond what is absolutely necessary. After the fit, the patient should be allowed to sleep.

TREATMENT BETWEEN FITS.—*Belladonna*.—Great irritability of the nervous system, the patient starting at the least noise; convulsive movement of the muscles of the mouth and face, and jerking in the limbs; dilated pupils, or fixed or convulsed eyes, intolerance of light; stammering; congestion of blood to the head; and when an attack commences with a sensation of crawling in the upper extremities.

*Ignatia*.—Nervous, sensitive patients; when anxiety or grief has been an exciting cause, and there are deep sighs between or before an attack.

*Nux Vomica*.—Indigestion; irregular action of the bowels; great irritability between the fits; the patient takes too little out-of-door exercise.

*Opium*.—Fulness of blood; deep and lethargic

sleep between the paroxysms; also if the fits are traceable to *fright*.

*Chamomilla*.—In children from gastric derangements; an attack is preceded by colicky pains, and followed by sudden stretching of the limbs, clenching of the thumbs, often sour vomitings, paleness of one and redness of the other cheek. Where, however, true brain symptoms are present, *Cham.* must yield to *Bell*.

*Phosphorus*.—Epilepsy associated with, or consequent on, self-abuse.

*Cina*.—From the irritation of worms.

*Sulphur*.—Epilepsy following a suppressed eruption or discharge; chronic cases; also as an intercurrent remedy.

*Administration*.—For the premonitory symptoms, a dose every one, two, or three hours; during the intervals, twice or thrice daily.

ACCESSORY MEANS. — Regular exercise and amusements, but not carried to the point of fatigue; plain, nourishing food, in moderate quantities; cold ablutions every morning. Patients with a tendency to plethora or congestion should wholly abstain from stimulants. Violent emotions,

excesses of every kind, more especially sexual, must be strictly avoided.

---

## CHAPTER VI.

---

### AFFECTIONS OF THE EYES AND EARS.\*

---

#### I.—Inflammation of the Eyes (*Ophthalmia*).

Ophthalmia is a general term for inflammation of the mucous membrane which lines the eyelids and the front part of the eye-ball. There are several varieties, such as *Catarrhal Ophthalmia*, from cold; *Strumous Ophthalmia*, from a strumous (*scrofulous*) habit, marked by extreme intolerance of light; *Purulent Ophthalmia*, of several varieties, and from different causes; *Gonorrhœal Ophthalmia*, from direct contact of gonorrhœal matter.

**SYMPTOMS.**—Soreness in the ball of the eye,

\* For many important diseases affecting these organs, not even mentioned in this small manual, the reader is referred to "The Vade Mecum of Modern Medicine and Surgery."

attended with a pricking pain, and a feeling as if there were sand or a little fly under the lids; great heat and severe pain in the eyes, often extending into the head; redness and swelling of the parts; extreme sensitiveness to light; scalding tears, and a secretion of mucus gluing the lids together.

CAUSES.—Injuries; foreign bodies under the eyelids; rapid changes of temperature, especially draughts of cold air; sudden suppression of eruptions or discharges; crowding together, especially in filthy dwellings; severe exertion of the eyes. Chronic inflammation of the eyes points to a scrofulous constitution.

TREATMENT.—*Belladonna*.—Excessive *sensibility to light*; redness of the eyes and margins; pressing pains in the eyes, especially on moving them, penetrating deeply into the head; discharge of burning tears, and violent *headache*.

*Aconitum*—Ophthalmia, with general *febrile* symptoms,—quick pulse, dry skin, thirst, etc. A dose every two or three hours.

*Mercurius*.—Ophthalmia, with a copious watery discharge, afterwards changing to mucus and pus;

sensation as of sand under the lids, redness of the eyes, with swelling of the vessels, itching and shooting pains, pustules and scales on the lids; the pains increase in the evening, and on exposure to cold, and there is agglutination in the morning.

*Calcareo Carbonica*.—Chronic ophthalmia, in *scrofulous, debilitated* children; secretion of mucus, causing the lids to stick together in the morning. A dose twice daily.

*Hepar Sulphur*.—Chronic, *scrofulous* ophthalmia, especially if much *calomel* has been administered. It is generally most beneficial after the acute symptoms have yielded to such remedies as *Acon.* and *Bell.*

*Sulphur*.—Frequent relapses in *scrofulous* persons; or it may follow other remedies after the more urgent symptoms have subsided.

*Arnica*.—Inflammation from external injuries. It may be used both internally and externally.

ACCESSORY MEASURES.—If inflammation has been caused by sand, dust, lime, flies, or hairs of the lids, the irritating body should be immediately removed; and if the inflammation is considerable, a shade should be worn. To prevent the eyelids

from being cemented together in the morning, they should be smeared with a little olive oil by means of a camel's hair brush, or with simple cerate, at bed-time. The only further local application admissible in domestic practice is a piece of lint, wetted with tepid or cold water, except the *Arnica lotion* in cases of injury. Patients in crowded and unhealthy towns should remove for a time to the country, where they may take daily out-of-door exercise in a pure and bracing air. The food should be plain and nourishing, the habits early and regular, and frequent bathing should be practised. Persons predisposed to ophthalmia should guard against unnecessary exposures during *easterly* and *north-easterly* winds.

## II.—Bloodshot Eye.

TREATMENT.—Two or three doses of *Aconitum* at intervals of about three hours. At the same time the eyes should be frequently bathed with cold or tepid water. If from mechanical causes, the *Arnica lotion* (six drops of *tincture* to a wine-glassful of water) may be used. Also *Arnica*, internally, may be administered.

### III.—Stye on the Eyelids (*Hordeolum*).

The stye is a painful little boil projecting from the margin of the eyelids.

TREATMENT.—*Pulsatilla* is the chief remedy, and the first to be used in the absence of inflammation. It will not, however, prevent a tendency to return.

*Sulphur*.—To remove the tendency to recur.

*Silicia and Calcareo*.—*Scrofulcus* patients, predisposed to styes; the remedies may be administered each for a week or ten days in succession, allowing an interval of two or three days between; afterwards, if necessary, the course may be repeated.

*Administration*.—In acute cases, every three hours; in chronic, morning and night.

AUXILIARY TREATMENT.—Fomentations of tepid water; if pus form, a bread-and-water poultice at night.

### IV.—Foreign Bodies in the Eye.

If a particle of sand, a fly, or a hair get under the lids, the flow of tears is usually sufficient to

dislodge the substance; otherwise, it can generally be removed by wiping the eye gently with a soft, moistened handkerchief, or a feather, or by using a bent bristle, the two ends being held by the finger and thumb.

If small pieces of *flint* or *iron* are fixed in the front of the eye, they should be carefully picked out with a needle or point of a lancet.

When the foreign body shall have been removed, a weak *Arnica lotion* may be applied to the eye on lint or soft linen.

### V.—Inflammation of the Ears (*Otitis*)— Earache (*Otalgia*).

The conditions thus described are the most common affections of the ear.

**SYMPTOMS.**—Sudden pain, sometimes so acute as to cause delirium; tenderness and soreness; unnatural noises; deafness, or morbid sensibility to sound; more or less redness and swelling of the ear passage, etc.

**CAUSES.**—*Cold currents*; imperfectly drying the ear after washing; injudicious bathing; probing or syringing an inflamed ear, etc.

TREATMENT.—*Aconitum*.—Recent inflammation from cold.

*Belladonna*.—Tearing pains in the head, delirium, vomiting, or other bad symptoms.

*Pulsatilla*.—Sticking or tearing pains in and behind the ear, swelling, and a feeling as if the ear were closed. It is specially suited to the earache of children, and after the inflammatory symptoms have been controlled by the former remedies.

*Chamomilla*.—Earache from cold or suppressed perspiration; stabbing, tearing pains in the ears; extreme sensitiveness, susceptibility, and irritability.

*Mercurius*.—Pains in the ear extending to the cheeks and teeth; discharge; swelling of the glands, etc.

*Sulphur*.—After the use of other remedies, as an intermediate one, or to complete the cure.

*Dose and Administration*.—See pages 55-6.

ACCESSORY MEANS.—Hot fomentations, poultices, or the steam of hot water, to mitigate the pain.

## VI.—Running from the Ears (*Otorrhœa*).

Is commonly met with in scrofulous children, and should be treated professionally.

TREATMENT.—*Mercurius*.—Thick, bloody, or fetid discharge; tearing pains in the side of the head and face; swelling and tenderness of the glands about the ear; also when the complaint follows *Scarlatina*, *Measles*, *Small-pox*, etc. A dose thrice daily.

*Hepar Sulphur* is preferable if the patient has been dosed with *Mercury*.

*Pulsatilla*.—Simple discharge from the ear with deafness, in non-scrofulous children.

*Arsenicum*.—Excoriating discharge in feeble constitutions.

*Calcarea*.—Tedious cases, especially in *strumous* children.

## VII.—Deafness (*Dyseccœa*).

CAUSES.—Deafness is generally a symptom of some other disorder, such as inflammation of the ears, severe colds, or chronic disease of the ear. It may also be occasioned by loud noises, or by

the accumulation of ear-wax and other substances lodged in the ear-passage.

*Prognosis.*—Deafness of recent date may generally be quickly cured by skilful Homœopathic treatment; long-standing cases are often obstinate.

*TREATMENT.*—*Pulsatilla.*—Recent deafness from cold, with noises in the ears.

*Mercurius.*—Catarrhal deafness with swollen glands of the neck and throat; suddenly suppressed discharge from the nose or ears; roaring and buzzing sounds in the head. Also deafness after small-pox.

*Nux Vomica.*—Buzzing, tingling, or whistling noises, particularly whilst eating, with disordered digestion.

*Calcareo Carbonica.*—Sensation as of obstruction in the ears; humming noise; throbbing; dryness of the ear or discharge.

*Phosphorus.*—Deafness of nervous patients, or following any nervous disorder.

*Administration.*—In recent cases, a dose every four hours; in chronic, twice daily.

*ACCESSORY MEANS.*—Hard ear-wax, or any foreign substance, causing deafness, should be

early removed by skilful hands, after first syringing the ear with warm water. All nostrums, to be dropped into the ear, should be eschewed.

---

## CHAPTER VII.

---

### AFFECTIONS OF THE MOUTH, NOSE, TEETH, AND GLANDS.

---

#### I.—Offensive Breath.

In perfect health, the odour of the breath is sweet and agreeable; on the contrary, fetid breath points to disordered digestion or respiration, scurvy, malignant sore throat, etc. The breath is offensive and infectious during the progress of the eruptive, typhoid, and pestilential fevers; but in no disease is it so extremely offensive as in *gangrene* (mortification) of the lung; indeed, this condition may be recognised by this symptom alone.

**TREATMENT.**—If offensive breath arises from indigestion, or any other complaint, proceed ac-

ording to directions given in other parts of this manual. Competent advice, however, founded upon all the circumstances of each case, is almost invariably required. If unable to obtain professional advice, the following medicines may be tried:—

*Carbo Vegetabilis*.—Putrid odour of the breath from decayed teeth, or bad condition of the gums; large doses of mercury, or other causes. A dose thrice daily, for eight to ten days, or longer.

*Mercurius*.—Fetid breath from sore mouth or throat. A dose thrice daily for several days.

*Nux Vomica*, or *Pulsatilla*, night and morning for a week, may follow either of the former remedies.—*Sulphur*, in the same manner, may complete the course. After waiting a few days, the course may be repeated.

ACCESSORY MEANS.—As inattention to the mouth and teeth is sometimes a cause of fetid breath, the remedy in this case is obvious, viz., careful cleansing of the teeth and mouth after meals, especially when animal food has been eaten. Decayed and useless stumps are generally best removed. There should also be careful attention

to diet; the internal and external use of water; pure air; exercise, and such other means as are indicated in the Observations on Health, pages 38–50. The sections on “Indigestion” and “Toothache” should also be consulted.

## II.—Thrush (*Aphthæ*)—Frog.

**SYMPTOMS.**—Small vesicles or white specks appear upon the lining membrane of the mouth, and are sometimes so connected as to form a continuous covering over the tongue, gums, palate, etc. The disorder may also extend to the stomach and bowels, setting up violent diarrhœa and such general disturbance as to require the greatest skill and care to prevent a fatal issue. In adults, the disease is the result of some other malady, and is always serious.

**CAUSES.**—A delicate or strumous constitution; insufficiency or unhealthy condition of the mother’s milk; or in infants who are fed with the bottle or spoon, an unsuitable quantity or quality of food; want of cleanliness; general disease. As thrush chiefly affects infants, or adults in the last stage

of disease, it has been called the first and the last disease.

TREATMENT.—*Mercurius*.—Is indicated by dribbling saliva, diarrhœa, offensive breath, etc.; if administered when the white specks first appear, it is often alone sufficient. A dose every six hours, for several days.

*Borax*.—The child's mouth should be washed with a weak solution of *borax* (four grains to one ounce of water), by means of a soft brush. It has a specific power over this affection, and will cure it probably quite as well if used internally only, and if the disease is limited to the mouth, without the aid of any other remedy.

*Sulphur* may follow *Mercurius*, or any other remedy, if the latter does no further good; when the thrush has nearly subsided, to prevent a relapse; and where there are eruptions on the skin, or sour-smelling breath. A dose night and morning.

*Arsenicum*.—If the affected parts become brown or black, and have an offensive smell; or if the disease extends to the stomach and bowels, and is attended by *exhausting diarrhœa*. A dose every four hours.

*Carbo Vegetabilis*.—This has similar indications to the last, and may be given if that remedy fails to effect more than a partial cure.

GENERAL DIRECTIONS.—Cleanliness, ventilation, fresh air, and proper diet, are essential. When thrush is due to ill-health in the mother or nurse, the infant should be at once weaned, and fed with the following excellent substitute:—

NEAVE'S FARINACEOUS FOOD.\*—Considerable experience in its use, justifies us in recommending this as the best substitute, in the majority of cases, for the mother's milk, as well as a valuable article of diet for feeble constitutions generally. Competent chemical analyses have found the preparation to contain every constituent necessary for the perfect nourishment of the infantile body; and this has been abundantly confirmed by what we have frequently observed as the result of its early and exclusive use. A great advantage in the adoption of this diet is that any interference in the action of the bowels is altogether unnecessary, as by varying the quantity of milk mixed

\* This food may be procured from any Homœopathic Pharmacy.

with the food the most regular action is secured. In cases in which farinaceous food cannot be tolerated, *Sugar-of-Milk* may be substituted. In most cases, however, this intolerance is due to improper methods of preparation.

### III.—Teething (*Dentition*).

Teething is an important process in the development of a child, and in delicate children is often accompanied by various local and general symptoms of disorder, some of which are referred to under the following remedies. Other complaints, such as constipation, diarrhœa, convulsions, etc., may be treated according to the instructions given in this book, under those headings.

CAUSES OF DISORDED DENTITION. — Excessive quantities of food, or improper food; keeping the head too hot; local affections of the gums; strumous constitution, etc. The period at which the milk teeth appear is important. Too early dentition taxes the constitution beyond its powers of endurance; too late dentition indicates a feeble

or scrofulous constitution. In the latter cases, professional treatment should if possible be obtained.

**TREATMENT.**—*Aconitum*.—Heat, redness, pain, swollen gums, and restlessness. *Acon.* is often invaluable during dentition.

*Chamomilla*.—This remedy may follow *Acon.* for dry cough; short breathing; and fretfulness; flushed cheek; loose, *green, or frothy stools*. A sovereign remedy in many of the ailments of dentition.

*Coffæa*.—Morbid excitability, *sleeplessness*, restlessness, and frequent changes. It is especially indicated in the absence of fever.

*Belladonna*.—Congestion to the head; cerebral excitement; convulsive movements of the limbs; sleeping with the eyes partially open; redness of the eyes.

*Calcarea*.—Slow or late dentition, especially in scrofulous children subject to loose bowels, with loss of flesh and strength.

*Silicea*.—Similar symptoms to those of *Calcarea*, especially when the teeth, though on the point of coming through, are still tardy. This medicine,

as also the former, generally obviates the necessity of lancing the gums. *Sil.* is valuable in rickity children.

*Merc.*, *Ipec.*, *Nux Vom.*, *Sulph.*, etc., are also sometimes required.

ACCESSORY TREATMENT.—See pages 205-6.

#### IV.—Convulsions During Teething.

CAUSES.—Irritation of the brain from pressure of a tooth upon an inflamed gum, or anything which over-excites the nervous system; disease of the brain; an insufficient supply of blood to the brain, as in badly-fed children, or an impure supply of blood, as in the eruptive fevers; the irritation of worms; fright; powerful emotions of the mother; indigestion. The remote causes are, hereditary predisposition, too early or too late marriages, etc.

TREATMENT.—Loosen all clothing about the neck, chest, and body; raise the head, sprinkle the face with water, and admit plenty of fresh air. A warm bath, however, is generally advisable.

WARM BATH.—Immerse the child in warm

water up to its neck, and directly afterwards apply a cold wet towel to the head, or a large sponge after dipping it in cold water; the cold towel or sponge may be applied for about three minutes, but the child kept in the bath for ten or fifteen minutes. The temperature of the bath should be about  $98^{\circ}$ , or what is agreeable to the back of the hand, and this temperature should be *fully maintained* till the child is taken out, by additions of hot water carefully poured down the side of the bath. The bath should be given in front of a good fire, and a warmed blanket be in readiness to wrap the child in directly it leaves the bath. The warm bath is of great service in convulsions; it draws the blood from the overloaded brain to the general surface of the body.

*Belladonna.*—Convulsions with determination to, or inflammation of, the brain, *hot and flushed face*; dilated pupils, etc.; it is especially useful in stout children. It should be given early, and repeated every fifteen minutes for several times. A drop of the tincture in a teaspoonful of water, or one or two pilules on the tongue.

*Chamomilla.*—Spasmodic twitching of the eye-

lids and muscles of the face, one cheek red and the other pale; clenched thumbs. It is most suitable for *irritable* children, and in fits from disorders of the digestive functions. True brain symptoms point to *Bell.* in preference.

*Opium.*—Convulsions from *fright*, followed by *stupor*, laboured breathing, confined bowels.

*Cuprum.*—Red, bloated face; shrieking before an attack; *convulsive* movements, the paroxysm resembling an epileptic seizure, but the brain symptoms are less active than those that indicate *Bell.*

*Aconitum.*—*Fever*—restlessness, flushed face—and when convulsions are *threatened*.

*Dose and repetition.*—See pages 55–6.

ACCESSORY TREATMENT.—Diarrhœa during dentition, unless excessive, should not be interfered with. It may be regarded as an effort of nature to relieve congestion of the brain. “Keeping the head cool, and the feet warm,” washing the child in cold water daily, and allowing it to be much in the open air, tend to prevent determination to the head. Purgatives are to be avoided, and the bowels regulated by suitable diet, or by Homœopathic

treatment. Costiveness in infancy is due to errors in diet, and if obstinate, or if worms are present, injections of water may be used. The mother or nurse should abstain from all indigestible food. For children brought up by hand, we strongly recommend *Neave's Farinaceous Food*, referred to in the article on Thrush. If prepared according to the directions, it is the most valuable diet for infants.

#### V.—Toothache (*Odontalgia*).

CAUSES.—Decayed teeth, sudden changes of temperature, indigestion, pregnancy,\* or general ill-health. Neuralgic toothache occurs in paroxysms, and comes and goes suddenly.

TREATMENT.—If *Kreasote*, or *Laudanum*, has been used locally, the mouth should be thoroughly cleansed before taking any of the medicines recommended further on.

LEADING SYMPTOMS IN TOOTHACHE.—In the following classification the remedies are named in the order in which they are most frequently required :—

\* See "The Lady's Manual," by the Author.

1. *From Cold*.—Merc., Bry., Dulc. (*from wet*), Cham. (*from a draught*), or Puls.

2. *Rheumatic Toothache*.—Bry., Merc., Arn., Bell., or Acon.

3. *From Decayed Teeth*.—Merc.

4. *Nervous Toothache*.—Ign., Cham., or Coff.

5. *Pains extending to neighbouring parts*.—Merc., Bell., Puls., or Cham.

6. *With Swelling of the Face or Gums*.—Cham., Merc., Bell., or Bry.

7. *Toothache during Pregnancy*.—Bell., Puls., Nux V., or Cham.

*In Children*.—Acon., Cham., Calc., or Ign.

For detailed symptoms, see the following:—

*Mercurius*.—*Decayed teeth*, with tearing pains extending over the side of the face, and to the glands and ears; pains aggravated by eating or drinking anything cold, or by cool or damp air; swelling of the face, soreness of the gums, gum-boils, profuse flow of saliva, perspiration, etc.

*Aconitum*.—Full-habited patients, with flushed face, hot, swollen gums, thirst, restlessness.

*Belladonna*.—Drawing, lacerating, or shooting pains, affecting several teeth, the ears, and side of

the face, worse at night, in the open air, or by contact; determination to the head, swelling of the cheek, etc. Children are often delirious, or there may be spasms and convulsions.

*Chamomilla*.—Toothache from a draught, suppressed perspirations, or from mental emotions; jerking, shooting, violent pains, which affect the ear or one side of the face, are worse at night, after eating, and after taking anything hot; there exist agitation and restlessness, and one cheek is often flushed and the other pale. Especially suited to the *toothache of children*.

*Pulsatilla*.—Throbbing or digging pains, extending from the decayed tooth to the eye, with semilateral head-ache; the pains are *worse in a warm room*, in the evening, and in bed, but are mitigated by cold air or water. It is most suited to mild persons, of light complexion, and to females, especially with suppressed or scanty period.

*Nux Vomica*.—Toothache from sedentary habits, stimulants, or coffee, with indigestion, irregular action of the bowels, etc. The pains are worse at night, in the morning on waking, or when engaged in mental labour.

*Bryonia*.—Rheumatic toothache, worse in warmth, but relieved temporarily by cold applications.

*Administration*.—Every fifteen or twenty minutes till the pain is mitigated; afterwards, every three or four hours. After three or four doses have been taken without benefit, another remedy may be selected.

ACCESSORY TREATMENT.—Brush the teeth in the morning, after eating animal food, and at bedtime. They should be brushed on their inner as well as on their outer side, and up and down, and not merely from side to side, using a medium soft brush, and the dentifrices prepared by Homœopathic chemists.

The digestive organs should be maintained in a healthy condition by means of proper food, and correct habits. Chewing or smoking tobacco, the habitual use of strong drinks, drugs, chewing ice, or taking food extremely hot, are likely to injure teeth naturally good.

In some cases the only remedy is *extraction*, especially if the tooth be loose, much decayed, and unfit for mastication; in other cases the pain may

be speedily removed by Homœopathic remedies. If the caries be recent and slight, the decayed portion may sometimes be removed, and the cavity filled with a suitable material, and thus preserved a useful member for years. A qualified dentist should be consulted.

PREVENTIVE MEANS.—The face, temples, ears, and neck should be well bathed with cold water every day, and afterwards rubbed with a dry towel; also the mouth kept sweet and clean by rinsing it with cold water.

## VI.—Sore Throat—Quinsy (*Tonsillitis*).

This consists of inflammation of the tonsils and of the subjacent mucous membrane.

SYMPTOMS.—Heat, redness, and rapid swelling of the tonsils, with hoarseness, severe throbbing pain, difficult swallowing and expectoration, and general fever. If prompt and skilful means be employed, the pain, swelling, and other inflammatory symptoms gradually subside; otherwise matter forms, indicated by rigors, throbbing, and darting pains, extending to the ears.

CAUSES.—The *predisposing* are, scrofulous constitution, abuse of *mercury*, and previous attacks of quinsy; the *exciting* are, cold, atmospheric changes, wet feet, etc.

TREATMENT.—*Aconitum*.—Sore throat, with general feverish symptoms—chills, thirst, headache, dizziness, and restlessness. Generally required at the commencement.

*Belladonna*.—Acute, bright-red, sore throat, with heat, dryness, and painful difficulty in swallowing, flushed face, and headache. A valuable remedy, either after, or in alternation with, *Aconitum*.

*Mercurius*.—Swollen throat; copious accumulation of saliva in the mouth; swelling of the gums and of the tongue; shooting pain on swallowing; an inclination to swallow the saliva, although painful; a disagreeable taste in the mouth; fetid odour of the breath; ulcers on the sides of the mouth; pains extending from the throat to the ear.

*Dose and Administration*.—In acute cases, a dose every one or two hours, at first; in sub-acute, every three or four hours; during conva-

lescence, every six or twelve hours. If swallowing be extremely difficult or impossible, two drops of the tincture of the remedy selected, on a small piece of sugar, placed on the tongue.

ACCESSORY MEANS.—In severe cases, a hot poultice across the throat extending nearly to each ear; in mild cases, the *wet compress*, described page 106, may be applied. Frequent *inhalation* of the steam of hot water, or a warm milk-and-water gargle, will be found soothing and useful. The patient should remain in-doors, and, in bad cases, in bed.

### VII.—Mumps (*Parotitis*).

This complaint consists of inflammatory swelling of the salivary glands, especially those below the ears, frequently with pain, soreness, and difficulty in moving the jaws. A curious circumstance connected with this disease is, that as the swelling of the neck and throat subsides, there is liability to swelling and tenderness of the testicles of the male, and the mammæ in the female, especially when the swelling subsides *suddenly*, as on exposure to cold, or from cold applications.

**TREATMENT.**—*Mercurius* is the first and chief remedy, and is generally sufficient to effect a cure. A dose three times daily.

*Belladonna.*—Severe pain, with a tendency to delirium; mumps following measles, or with an erysipelatous inflammation.

**ACCESSORY MEANS.**—The parts may be fomented two or three times a day with warm water, and in the interval, covered with a flannel bandage. The patient should be protected from cold, damp, or excitement.

### **VIII.—Derbyshire Neck—Goitre** (*Bronchocele*).

A chronic enlargement of the thyroid gland. The swelling is painless, and attended with but little danger, unless it so increases as to interfere with swallowing and breathing. Women are more subject to it than men, in the proportion of twelve to one. It is commonly met with in chalky districts and mountainous countries, and in the latter is often associated with *cretinism*.

**CAUSE.**—A specific action of water taken as a beverage, from rocks of magnesian limestone.

Difficult labours, uterine ailments, twists of the neck, etc., may be *exciting* causes.

TREATMENT.—*Spongia* is the principal remedy for reducing the swelling; a dose night and morning for a week; then, after pausing a few days, the course may be repeated as often as it does good.

*Calcareo*, *Merc. Iod.*, *Iodine*, *Sulphur*, etc., are remedies often required. We have sometimes conjoined *external applications* of the same drug as used internally with excellent results. If indigestion, or uterine disease exist, it should, if possible, be corrected.

---

## CHAPTER VIII.

---

### AFFECTIONS OF THE SKIN

(*Cutaneous Diseases*).

---

#### I.—Itching of the Skin (*Prurigo*).

This condition consists of an eruption on various parts of the body, sometimes nearly imperceptible, which occasions the irritation.

CAUSES.—Rich, indigestible food, stimulating

drinks, extreme heat or cold, a constitutional taint, chronic disease, etc.

TREATMENT.—*Sulphur*.—Severe itching, with dryness of the skin, worse in the evening or in bed. This is a prominent remedy. A dose twice or thrice daily for a week.

*Carbo Veg.*—Obstinate cases, and when *Sulphur* only partially cures.

*Aconitum*.—Itching, with heat and redness of the skin, and the symptoms are worse at night.

*Rhus Tox.*—Itching, swelling, and redness.

*Arsenicum*.—Itching with *burning*, or an eruption emitting a small drop of watery fluid like sweat; chronic cases with constitutional feebleness.

*Calc.*, *Merc.*, *Hepar*, and *Puls.*, are also remedies in our list, sometimes required.

ACCESSORY MEANS.—The skin must be strengthened by daily ablutions with cold or tepid water, sponging, shower-baths, etc., and frequent exercise taken in a bracing air. Stimulating food or drink, pastry, fat or indigestible food, and irregular hours of diet, must be avoided. Without these measures, medicines will be of little permanent

use. The application of ointments may transfer the disease from the skin to some internal organ, where it might become serious. In severe cases, temporary relief may be obtained by bathing the parts with alcohol and water, in equal proportions, or sponging the skin with a warm infusion made by pouring boiling water on bran. If the irritation or eruption is limited, the use of a *wet compress* over the parts will be beneficial, although at first it may increase the irritation.

## II.—Nettle Rash (*Urticaria*).

**SYMPTOMS.**—Similar to those produced by nettle-stings. There are white elevations in irregular streaks or wheals, especially well marked after scratching or exposure to cold; much itching; the eruption often disappears suddenly from one part and shows itself in another. The spots contain no fluid, and end in scaling of the skin. It is not contagious, and may trouble the same patient again and again.

**TREATMENT.**—*Ant. Crud.*—Urticaria from gastric disturbances.

*Dulcamara.*—From cold, with much stinging.

*Rhus Tox.*—From eating shell-fish, etc.

*Aconitum.*—With feverishness.

*Calcarea.*—Chronic nettle-rash, especially in scrofulous patients.

*Dose and administration, see pages 55–6.*

GENERAL TREATMENT.—Smearing with bacon fat, as recommended page 93, gives great relief.

A dry, uniform, and moderate temperature, plain food, exercise in the open air, and great cleanliness, are most essential.

### III.—Ulcers—Sores.\*

Ulcers may exist as the result of burns, bruises, inflammation, varicose veins, or constitutional disturbance.

“The constitutions most liable to ulceration are those which are debilitated by intemperance or privations, tainted with syphilis or scrofula, or broken down by the excessive use of mercury, or in which the blood is impure from inaction of the liver, skin, and kidneys. The parts most disposed to it are those in which circulation is most languid, such as the lower extremities. On this account, tall persons are more frequently affected with ulcers than short ones.”

\* For details, etc, see the “Vade Mecum.”

TREATMENT.—Ulcers require great care, and many can only be successfully treated by a Homœopathic practitioner.

*Kali Bich.*—Ulcers on the leg, deep, with hard bases and overhanging edges.

*Belladonna.*—Inflamed and *painful* ulcers.

*Arsenicum.*—Ulcers with *burning pain*, easily discharging blood or thin matter, and presenting a livid appearance.

*Carbo Veg.* may follow, or be alternated with, *Ars.*, if the ulcer have an offensive smell.

*Silicea.*—Simple ulcers.

*Hep. Sulph.*, or *Sulph.*, may also be required.

GENERAL TREATMENT.—A little soft linen or lint, wetted in cold water, placed on the sore, covered with oiled-silk, and lightly bound up with a bandage. A *Calendula lotion* may be occasionally substituted for the simple water compress. Ulcers on the legs require rest, the horizontal posture, and constitutional treatment. Out-of-door exercise should be taken, especially during recovery, but much standing, or sitting with the leg hanging down, is unfavourable.

IV.—Boils (*Furnuculi*).

These are inflamed, pointed tumours, painful and tender, of a deep-red colour, terminating in suppuration. Boils generally indicate a disordered condition of the blood, as the result of insufficient, poor, or indigestible food. They are most common in growing persons.

TREATMENT.—*Arnica* relieves the pain, soreness, and tenderness of the boils. A dose every three or four hours, for several times.

*Belladonna*.—An excellent remedy for arresting and destroying boils in their early stage.

*Hepar Sulphur*.—Pain of a pulsative character, indicative of suppuration, the point of the tumour changing to a whitish or livid colour. This medicine facilitates the suppurative process, and may prevent its extension afterwards.

*Sulphur*.—To prevent a recurrence of boils.

GENERAL TREATMENT.—As soon as *Hepar Sulphur* is indicated, a poultice, covered with oiled-silk, should be applied, and over all, one or two thicknesses of flannel. As soon as the poultice gets cold it should be renewed until suppu-

ration is completed. To prevent a recurrence of boils, attention must be directed to their causes. If derangement of the digestive organs be the cause, abstinence from seasoned dishes, pastry, sweetmeats, etc., is necessary; at the same time, a generous diet, including animal food once a day, should be adopted. Correct diet, cold bathing, and recreation in the open air, will go far towards eradicating a predisposition to boils.

#### V.—Chilblains. (*Perniones*).

Chilblains consist of a low kind of inflammation of the skin, generally of the hands or feet, and are attended with itching, tingling, burning, swelling, and sometimes ulceration.

CHAPPED HANDS.—This affection consists of slight inflammation of the skin of the back of the hands, which becomes cracked or “chapped.” It occurs in frosty weather, when it sometimes gives rise to much inconvenience and pain. It requires similar external treatment to *Chilblains*.

CAUSES.—Exposure to cold, damp, or to sudden changes of temperature; constitutional tendency.

TREATMENT.—*Tamus Communis*, in nearly all cases, either removes the disease, or affords material relief. *Unbroken* chilblains should be painted morning and night with the strong *Tincture of Tamus*, or it may be used as a *lotion*. Should the skin be broken or ulcers exist, *Calendula* should be substituted for *Tamus*, and applied as a *lotion*, or in the form of *cerate*. Internal treatment is generally required for chilblains.

*Arnica*.—Hard, shining skin; pain and itching of the parts. At the same time the strong tincture of *Arnica* may be used externally for unbroken *chilblains*.

*Belladonna*.—Inflammation, pulsative pains, fiery redness, and swelling.

*Arsenicum*.—Burning pain, accompanied by ulceration, especially in emaciated children.

*Sulphur*.—Chilblains of a blue-red colour, with itching, aggravated by warmth. Also to remove the constitutional tendency.

ACCESSORY MEANS.—If ulceration takes place, apply poultices to the parts, or other mild applications, until relieved. Pork, salted meats, and all irritating or indigestible articles of food, should be

excluded from the dietary. Extremes of temperature are to be avoided, such as a cold stone floor, and warming the feet on a fender, or the hands close to the fire. After washing them, the hands should be well dried. The soreness of chapped hands may be much mitigated by wrapping them in a water bandage and covering them with oiled-silk on retiring to bed.

#### VI.—Warts (*Verruca*).

TREATMENT.—*Thuja*.—The warts should be painted once or twice daily with the matrix tincture; at the same time a dilution of the same medicine may be taken internally night and morning. The internal use of *Thuja* is especially necessary when the warts appear in crops. This course may be followed for a week or ten days, and if improvement ensues, as it almost invariably does, the treatment should be continued longer. If *Thuja* does not succeed, *Rhus Tox.* may be substituted, and used both internally and externally in the same way.

*Sulphur*, once a day for a week or two, is an

excellent remedy for numerous and obstinate warts upon the hands. It is also useful after other medicines, to eradicate the predisposition.

### VII.—Corns (*Clavi Pedis*).

CAUSES.—Long-continued pressure or friction, or both combined.

TREATMENT.—If treatment is required in addition to that pointed out under “accessory means,” the following remedies may be considered:—*Calcarea*, *Sulph.*, *Silicea*. A dose of the selected remedy morning and night, for a week or ten days. After waiting a few days, if necessary, the same or another remedy may be administered.

ACCESSORY MEANS.—Corns can only be eradicated by wearing easily-fitting boots and shoes, frequently washing the feet, and change of stockings. As soon as corns appear, the surrounding skin should be softened by a warm foot-bath, the hard head of the corn gently extracted with the fingernail, or some convenient instrument, and the thickened skin pared off with a sharp knife; the corn should then be dressed with *Arnica-lotion*

(thirty drops to a wine-glassful of water), and next morning a piece of *Arnica-plaster*, or an *Arnicated corn-plaster*, having a hole punched out of its centre, applied. The dressing may be repeated until the inconvenience be removed.

### VIII.—Whitlow (*Panaris*).

This is an inflammatory swelling at the end of the finger, with a tendency to suppuration.

CAUSES.—Cutting the nail to the quick; a bruise, burn, or other mechanical injury; the introduction of poisonous or acrid matter into scratches on the finger; unhealthy constitution.

TREATMENT.—*Silicea*.—This is one of the first and best remedies for whitlow, and if administered early will often prevent its maturation. If necessary, at the same time, a warm bread-and-milk poultice may be applied, and the finger held in a raised position.

*Aconitum* and *Belladonna*, in alternation, every three hours, if there is much pain, redness, throbbing, thirst, restlessness, etc.

*Hepar Sulphur*, every four hours, if suppuration is going on.

**IX.—Ringworm** (*Herpes circinnatus*).

**SYMPTOMS.**—Small round vesicles, filled with clear or yellow fluid, mostly on the head, at the roots of the hair, and on various parts of the skin. The rings or patches vary in size from a shilling to that of a crown-piece. There is much itching, and in old-standing cases the whole scalp may be implicated; but the general health is rarely disturbed.

**SHINGLES.**—When ringworm encircles the waist, it is called *Shingles* or *Zona*. It occurs in inflamed patches of clustered vesicles in the form of a band, nearly always on the right side of the body.

**CAUSES.**—It is an epidemic affection, but ill-health, poor food, dark and badly-ventilated dwellings, etc., favour the spread and activity of the affection.

**TREATMENT.**—*Rhus Tox.* is indicated when the skin is red, painful, and irritable, secretes greenish matter, and there is nocturnal itching. A dose every four hours.

*Sulphur.*—Obstinate eruption, or when fresh

places break out, with smarting and itching. A dose thrice daily for four or five days; afterwards twice daily for a week or two.

*Sepia*, *Ars.*, *Lyc.*, *Calc.*, or *Hepar Sulph.* may sometimes be required.

GENERAL TREATMENT.—Cleanliness, and change of air are of great importance. When the complaint affects the hairy scalp, the hair should be cut short and the head washed with tepid water, using a little mild soap. The patient's towels, hair brushes, combs, sponges, etc., should on no account be used by those unaffected. The *hair* and *head* should be well brushed, so as to excite the vital action of the skin by the friction. A nutritious diet is recommended; also an occasional tepid bath. Scrofulous, emaciated children may require a teaspoonful of *cod-liver oil* twice a day. Sudden and extreme changes of temperature should be avoided. Popular remedies—*ink*, *tobacco-water*, etc., are dangerous.

---

## CHAPTER IX.

HÆMORRHAGES (*Losses of Blood*).

The term "hæmorrhage" means the escape of blood from those vessels in which it is naturally contained, whether the discharge be external, or into one of the internal cavities of the body. Hæmorrhages of all kinds being dangerous, and the results, even after the discharge of blood has ceased, are often so serious, that it is most undesirable, except in emergencies, to trust to domestic treatment. In consideration, however, of the frequently unexpected nature of such occurrences, the impossibility of securing at all times the immediate attendance of a medical man, and the importance of being prepared to act promptly to afford temporary relief, we devote a short chapter on the immediate treatment of several forms of hæmorrhage of most frequent occurrence.

**I.—Spitting** (*Hæmoptysis*) or **Vomiting** (*Hæmatemesis*) OF BLOOD, FROM RUPTURE OF A BLOOD-VESSEL.

It is not necessary here to determine whether the blood comes from the lungs or stomach, as the immediate treatment should be the same in either case. It may be stated, however, that when blood comes from the lungs it is of a *bright-red colour*, is discharged with coughing, and is often frothy; but when from the stomach, it is of a dark colour, is vomited, and is sometimes mixed with food. Calmness and judgment are especially necessary, as the discharge of considerable quantities of blood is otherwise likely to cause such alarm, both in the patient and his friends, as to unfit them for carrying out those prudent measures which are necessary for recovery.

TREATMENT. — *Aconitum*. — Chiefly indicated when flushed face, palpitation, and anguish accompany the hæmorrhage; or for the premonitory symptoms in frequent attacks, such as shiverings, quick pulse, palpitation, etc. One drop of tincture, in a spoonful of water, repeated in ten or fifteen minutes, or in one, two, or three hours.

For the *immediate* treatment, see under "Accessory Means."

*Arnica*.—Hæmorrhage from a fall, blow, or severe exertion. If *inflammatory* symptoms predominate, *Arn.* and *Acon.* may be administered alternately. (*Hamamelis* is often a better remedy.)

*Ipecacuanha*.—Paleness of the face, frequent inclination to vomit, short cough, expectoration streaked with blood. Often useful after *Acon.*, and before the administration of *China* or *Ars.*

*China*.—Chiefly required *after* hæmorrhage for removing the consequent debility. Its chief indications are, frequent taste of blood, shivering, flushes, dizziness, feeble pulse, cold hands or feet, fainting, etc.

*Arsenicum*.—Difficult breathing, extreme palpitation of the heart, anguish, burning heat and thirst, small and quick pulse.

ACCESSORY MEANS.—The patient should immediately lie down on a sofa or mattress, with the head and shoulders elevated. All tight-fitting articles of dress should be removed, and the patient kept cool and quiet, and on no account be allowed to talk. There must be no crowding

round him, no noise or confusion, and the room be kept cool and airy, at about 55° Fahr. No food is for some time admissible, and the only drink that can be allowed is a little cold water, or he may suck ice. Should faintness occur, no alarm need be excited, as it is often nature's method of arresting the bleeding. After the hæmorrhage has ceased, the patient must still be kept cool and quiet, and the diet be light and unstimulating, while the position of the body should be such as to favour the efflux of blood from the bleeding organ. These measures are necessary to obviate a recurrence of the symptoms. Sometimes hæmorrhage is *vicarious*, as in females, when bleeding from the nose or stomach takes the place of the *menstrual* discharge. In such cases the treatment should be directed to the establishment or restoration of the monthly period.

CAUTION.—As before suggested, the general and medicinal hints here given are only intended for cases of emergency; and the patient should be placed as quickly as possible under the care of a homœopathic physician.

## II.—Bleeding from the Nose (*Epistaxis*).

Bleeding from the nose is of frequent occurrence in children; a fit of sneezing or coughing, a slight blow, severe exercise, or even the heat of summer, often serving as the exciting cause. Bleeding from the nose also occurs in the course of many diseases, or at their termination, and often affords considerable relief. It should not be interfered with unless it is excessive, recurs too frequently, or takes place under a weak state of the system. When it arises from injuries, or in patients already reduced by disease, and is excessive, remedies should be given.

CAUSES.—Undue fulness of the blood-vessels of the head; local disease of the nostrils; or a constitutional hæmorrhagic diathesis. In men it frequently succeeds suppression of the hæmorrhoidal discharge, and in young women it may be *vicarious* of the menstrual function. Under peculiar conditions of the constitution, epistaxis often occurs periodically in some adult persons, and then its cessation, without judicious treatment, may become a source of danger.

TREATMENT.—*Aconitum*.—Bleeding after being

over-heated, or in plethoric persons, with fever, strong pulsations of the arteries of the temples and neck, and full and hurried pulse. A dose every twenty to thirty minutes, for several times.

*Arnica*.—Hæmorrhage from external violence, a blow, fall, or excessive bodily exertion, preceded by heat and itching of the nose.

*Pulsatilla*.—In females, from suppressed or scanty monthly discharge, *Pulsatilla* or *Bryonia*, according to the symptoms present.\*

*China*.—If the loss of blood has been such as to weaken the patient, producing paleness, fainting, etc. A dose three or four times daily for a week or ten days. At the same time the food should be nourishing, and taken at regular hours, avoiding, of course, over-repletion.

ACCESSORY MEASURES.—So long as the hæmorrhage continues, the patient should be kept standing, that position favouring fainting, which, as before remarked, often arrests bleeding. All stimulating food and drink must be withheld, and every circumstance likely to quicken the circulation avoided.

\* See "The Lady's Manual," by the Author.

*Cold* is a most successful means of arresting hæmorrhage; it may be applied to the nose or forehead by a handkerchief wetted in cold water, or by ice, or by the sudden application of cold water to the neck or back, or by placing a cold key or any other iron instrument to the spine. In these latter instances, the influence of cold is not restricted to the part to which it is immediately applied; the bleeding is arrested by the sympathetic constriction of blood-vessels which it produces in remote parts. In most cases, however, the simple plan of causing the patient to raise his arms above his head, and holding them so for a little time, promptly arrests hæmorrhage.

Plethoric patients, predisposed to this complaint, or to congestions, should lead a temperate life, avoid stimulants, use frequent ablutions of cold water, and take moderate exercise daily in the open air, avoiding at the same time sudden changes of temperature. Immoderate exertion and much stooping are injurious. Delicate persons, of spare habit, on the other hand, will be benefitted by nourishing food.

### III.—Bleeding from the Urinary Organs (*Hæmaturia*).

The source of the hæmorrhage may be the kidneys, the bladder, the prostate gland, or the urethra.

CAUSES.—Hæmorrhage from the kidneys may be due to the irritation of renal calculi, blows on the loins, congestion resulting from scarlet fever, inflammation, and by such diseases as typhus, scurvy, etc. Hæmorrhage from the prostate gland, bladder, or urethra, may be caused by the introduction of instruments, the irritation of stone, venereal disease, abuse of Spanish-fly, or by the existence of an ulcer or tumour, of which, indeed, it is often the first manifestation.

DIAGNOSIS.—Hæmorrhage from the bladder may be recognised by the discharge taking place principally after the escape of urine; and the quantity is also greater, and often the clots are larger and more irregular, than when derived from the kidneys; the severe pain in the lumbar region, the intimate admixture of the blood with the urine, and other symptoms that accompany the bleeding from the kidney, are not present.

TREATMENT.—Similar remedies to those prescribed for “Retention of urine,” which see.

*Cantharis*.—Discharge of pure blood in drops, or copiously blended with the urine, especially when associated with difficulty in passing water, scalding urine, and spasmodic pains in the region of the bowels.

*Camphor*.—If the disease has arisen from the use of Spanish-fly (*Cantharis*), after the allopathic method of administering that poison.

*Arnica*.—Hæmorrhage from external violence, strains, or severe efforts. If the patient is robust, and inflammatory symptoms predominate, *Aconitum* may be alternated with this remedy. A dose every hour for several times; afterwards *Arnica* only, every four or six hours.

ACCESSORY MEANS.—Demulcent drinks, such as linseed-tea, gum-water, etc., may be taken in considerable quantities. The cold compress, covered with oiled-silk, over the loins, if the hæmorrhage proceeds from the kidneys, or over the whole region of the bladder, if the bleeding proceeds from that organ, will mitigate the pain, and favour a more rapid cure.

#### IV.—Hæmorrhage from the Womb and Vagina—Flooding (*Metrorrhagia*).

This may occur under various conditions, many of which are of such an intricate character as to be quite unintelligible to non-professional readers; indeed, it would require a considerable treatise to describe the various functional and organic derangements of the womb of which hæmorrhage is but a symptom. We will therefore only suggest such remedies and measures, as may be used until medical aid can be obtained, and those most likely to be immediately beneficial, without prescribing for the removal of the cause of the hæmorrhage.

*Aconitum*.—Heat and feverishness, at the commencement of the discharge, or when the first symptoms are present. A dose every hour for several times; afterwards, one of the annexed.

*Ipecacuanha*.—Copious flooding, and when the discharge is *bright-red*.

*Secale*.—Discharge dark and offensive, increased by movement or coughing; loss of contractive power in the uterine fibres; pale face, coldness of the extremities, extreme weakness.

*Arnica*.—Either alone or in alternation with *Acon.*, when the hæmorrhage follows a fall, strain, mis-step, over-exertion, or mechanical injury.

*Ignatia*.—Hæmorrhage with hysteria.

ACCESSORY MEANS.—The patient should lie down quietly on a hard mattress, and move as little as possible; the mind be kept calm, and order and quietness maintained in the apartment.

BLEEDING FROM THE RECTUM, see “HÆMORRHOIDS” and “DYSENTERY.”

## V.—Hæmorrhagic Diathesis.

In some patients a predisposition to hæmorrhage exists which appears to be hereditary, and is designated the *hæmorrhagic diathesis*. This condition probably consists in defective contractility of the arteries, which may also be fragile or soft from diseased processes, and so are unable to resist the forces of the circulation, especially in congestion; and of loss of coagulability of blood, from a defective or altered character of the *fibrine*, the chief agent in coagulation, and of some change in the red corpuscles. Hence the

most trivial wound bleeds almost uncontrollably, and even life may be jeopardized by a slight injury or surgical operation. The hæmorrhagic diathesis may not in all cases be hereditary, but caused by diseases of internal organs, such as the liver and spleen, which exert a deleterious influence upon the constituents of the blood. The knowledge of the existence of such a diathesis is most important, as it would materially modify the medical and surgical treatment of the patient.

---

## CHAPTER X.

---

### ACCIDENTS.\*

---

#### I.—Wounds.

Wounds of the soft parts are of four kinds:—*Incised*, made by clean cutting instruments; *punctured*, the depth exceeding the breadth, such as stabs; *lacerated*, the parts being torn and the

\* For ampler details of treatment, and other accidents not included in this manual, consult the Author's "Vade Mecum of Modern Medicine and Surgery."

lips of the wounds irregular; and *contused*, or a *bruise*.

TREATMENT.—The following are the chief points:—1st. *To arrest the bleeding.* In most cases, the elevation of the part, keeping the bleeding surface uppermost, the application of cold, moderate pressure, and the coaptation of the edges of the wound, will suffice. A *Calendula*\* lotion will serve to arrest hæmorrhage, and check suppuration. In severe wounds involving *arteries*, the parts should be laid open by a surgeon, and the wounded vessels ligatured. See also further on.

2nd.—*The removal of foreign bodies.*—Dirt, hairs, glass, clots of blood, etc., should be speedily removed by the fingers, forceps, or sponge and water.

3rd.—*To bring the injured parts into nice apposition.*—Any muscular fibres likely to prevent complete union should be relaxed or divided, and after the sides of the wound have been accurately adjusted, they must be kept so by strips of adhesive plaster, first applied to that side of the

\* See *Materia Medica*, “*Calendula*.”

wound which is most moveable, and then secured to the other. But, in extensive wounds, where plaster would be insufficient, *sutures* (stitches) should be employed.

4th.—*To promote adhesion.*—To secure this, the part should be kept at rest, and, if the injury is severe, the patient should remain in bed.

5th.—When a wound is *dressed*, say once in every twenty-four hours, a rag should be wetted with warm water, and laid over the dressing, so that it may be removed without the risk of disturbing the surfaces which may have partially united. Often the lotion may be renewed by removing the oiled-silk only, and pouring a little lotion on the rag or lint by means of a spoon, and then replacing the oiled-silk.

6th.—*To control dangerous bleeding*, as from a sharp cutting instrument. If the blood flows in a *steady stream*, and is *dark-coloured*, it is from a vein, and can generally be checked by applying cold water, and exposing the cut surface to the cold air. But if large veins are wounded, they should be compressed with the fingers, or by a bandage. A few thicknesses of linen, with steady

compression, are more efficient than heaping on a large quantity. If the blood is *bright-red*, and flows in *jets*, it is *arterial*, and the same means must be adopted as just pointed out, unless the bleeding is excessive, in which case a handkerchief should be tied round the limb, near the wound, and between it and the heart; a stick inserted under the handkerchief, and a firm compress over the course of the blood-vessel; the stick should then be twisted until it stops the circulation, and, consequently, the bleeding. But such means are only temporary, as wounded arteries of size require to be *ligatured* by a surgeon before bleeding can be permanently arrested. If no surgeon can be obtained, a clever manipulator should grasp the wounded artery with a pair of forceps, and draw it slightly and gently forward, so that it may be securely tied by means of a strong ligature of silk.

7th.—Should a wound or bruise be followed by constitutional disturbance, fever, chills, and throbbing in the parts, internal medicines should be administered. *Arnica* (as prepared for internal use) and *Aconitum* will generally meet the require-

ments of such cases, and should be administered every one to three hours in alternation, for several times.

*Belladonna*.—A few doses, if the injured part is very painful and swollen.

*Hepar Sulph.*, when suppuration is established.

*Silicea*, if the suppuration is unhealthy.

## II.—Bruises (*Contusions*), **Black Eye**, etc.

TREATMENT.—In the less severe form of bruises, which alone come under domestic treatment, the object should be to excite as speedily as possible the absorption of extravasated blood. The bruised part should, if practicable, be raised, and a warm *Arnica lotion* (one part of the tincture to ten of water) applied by means of lint saturated with the lotion, covered with oiled-silk, and secured by a bandage. *A black eye* may generally be prevented by *Arnica lotion*, applied immediately after the injury.

## III.—Cuts.

TREATMENT.—A moderate-sized cut requires nothing more than the bringing together of the

edges of the gaping wound, and maintaining them so by narrow strips of *strapping-plaster*; then, if necessary, the application of *lint*, saturated with *Calendula lotion*,\* covered with oiled-silk, and a bandage over all. In two or three days the plaster should be removed without disturbing the union, and replaced by new. See also the section, "Wounds."

#### IV.—Sprains.

**TREATMENT.**—The chief point is to keep the parts at perfect rest, by means of a roller nicely applied, and to control the motions of the joint by a splint. In some cases the application of rags, saturated with *Arnica-* or *Rhus-lotion*, and covered with oiled-silk, will hasten the cure.

When the pain and swelling subside, the joint may be partially liberated, and gentle motion allowed; but the greatest care must be observed for several weeks in using the limb, as the injury may easily be reinduced, and then the cure becomes difficult and tedious.

\* See *Materia Medica*, "*Calendula*."

### V.—Fatigue and Over-exertion.

If the feet are swollen or blistered, or the ankles ache after walking, a warm foot-bath may be used, to which a teaspoonful of the strong tincture of *Arnica* is added, the relief afforded being immediate and permanent. If the hands or wrists ache from excessive or unaccustomed exertion, they may be bathed in about a pint of water, to which twenty or thirty drops of *Arnica* have been added. If necessary, in one or two hours, the application may be repeated. In muscular fatigue from long-continued, or short but severe, exertion, affecting the hips, thighs, etc., a hip-bath, to which a drachm of the strong tincture of *Arnica* has been added, is an excellent remedy. The patient should remain in the bath about five minutes. Whatever kind of bath is used, and to whatever part applied, it should be *warm* if used in the evening or immediately after exertion, but *cold* in the morning.

### VI.—Burns and Scalds.

Severe injuries from burns or scalds, especially those implicating large surfaces, are very danger-

ous, and often fatal. The subjoined treatment has reference only to slight cases.

TREATMENT.—A most important object to be attained is to cover the injured part with some suitable material that will *exclude atmospheric air*, which should not be removed till the cure is complete. The following are the local applications most frequently used:—

(1.) *Cotton-Wool*.—This should be immediately used to cover thoroughly the burnt part, after well saturating it with oil. It must be so closely applied and in such layers as to preclude the access of air. If the wound is large, and the cotton becomes hard and uncomfortable, it should be softened by pouring a little oil upon it, without removing it. The application of a lotion of *Cantharides* (5 drops of the tincture to an ounce of water), under the cotton-wool is of great service, especially when blisters have formed.

(2.) *Soap*.—Moisten white or brown soap in water, and rub it on a piece of linen so that the soap forms a coating on the linen as thick as a shilling, and larger than the wound it is intended to cover, so that it may the more perfectly exclude the air.

(3.) *Flour* or *Starch*.—These are excellent substitutes in the event of either of the above not being at hand. The finest wheaten flour or finely powdered starch, should be uniformly and thickly applied by an ordinary dredger, so as to form a thick crust by admixture with the fluids discharged from the broken surface, thus excluding the air. It should be repeated when any portions fall off.

Having selected the local remedy, the points of greatest importance are, its *immediate application* to the burn, the complete exclusion of atmospheric air, and the changing of the dressings as infrequently as possible, not, indeed, until they have become loosened or fetid from the discharges. A *complete* change of dressing often causes pain, depression, and the detachment of portions of the new skin, and so retards the cure.

If, after the removal of the first dressing, ulcers exist, *Calendula* or *Glycerine* cerate will be a most suitable application. If there is much discharge, it should be carefully and frequently removed, and the parts kept as cleanly as possible.

*Internal treatment*, except in slight cases, is always necessary, and must be suited to the part

injured, its extent, and the constitutional symptoms present. As a general rule, *Aconitum*, early, does good, by allaying febrile symptoms, mitigating pain, and moderating reaction.

### VII.—Broken Bones (*Fractures*).

A few words on *broken bones* seem necessary in this manual, as a surgeon is not always immediately accessible, and it is necessary to be prepared to act till surgical attendance can be had.

**SYMPTOMS.**—A fractured or broken bone may generally be detected by having felt it *snap*; there is also some *deformity*, such as bending or shortening, and if the upper end of the bone is held firmly by the hand, the lower part may be moved independently; also, if the broken ends are rubbed against each other, a grating noise (*crepitus*) may be heard. There will, further, be pain, loss of power of the broken part, and other symptoms. Fracture is said to be *simple* when there is no wound of the skin communicating with it; *compound* when there is such a wound.

**CAUSES.**—*Mechanical violence* is the most frequent; but muscular contraction is sometimes a

cause. Old age, some diseases, and prolonged disuse of a limb, render bones very liable to fracture from trifling causes.

**IMMEDIATE TREATMENT.**—The patient must be moved *gently*, and special care taken to prevent the broken bone being forced through the flesh and skin. He should be placed on a stretcher or litter, and taken to his home or to a hospital. A litter may be made of a couple of poles and a horsecloth or sack; even a door or hurdle may serve the purpose. Placed on this, and carried by two men, is much better than removing him in a cart or carriage. It is important *not to be in a hurry*, as an injury is often greatly aggravated by carelessness or too hurried measures. When a surgeon is within a moderate distance, after making the patient as comfortable as possible, it is better to wait a little, so that he may superintend the moving.

If there is a wound in the skin and much bleeding, see “Wounds,” page 239.

When the patient has been placed on a firm bed or mattress, and the injured part examined, the surgeon will bring the broken ends of the bone

into close apposition, and in their natural form, and having done so, maintain them in perfect contact, and at rest, till firm union has taken place. To maintain the proper shape and length of the limb, *bandages, splints*, and various apparatus are required. Beyond the mere management of such accidents, however, till he arrives, a surgeon only can treat such cases.

A BROKEN LEG should be fastened to the whole one by handkerchiefs at the ankle, and above and below the knee, before the patient is removed.

FRACTURE OF THE ARM requires the immediate support of a sling, which may be made by a handkerchief and fastened round the neck.

BROKEN RIBS require a *flannel* bandage, about two hands broad, round the chest, and have shoulder straps to keep it up. A rather tight-fitting bandage lessens the movement of the chest in breathing, and is a great comfort.

### VIII.—Strangulated Rupture (*Hernia*).

NATURE.—Rupture is a protrusion of some portion of the intestines through the walls of the

abdomen, causing a swelling. If this becomes constricted in any way, so that the contents of the bowel cannot pass onwards, and the circulation of blood is impeded, it is said to be *strangulated*.

SYMPTOMS.—A painful, tense, and incompressible swelling; flatulence, and colicky pains; obstruction; desire to go to stool, and inability to pass anything, unless there be any fæcal matter in the bowel below the rupture. If relief is not obtained, inflammation sets in, with vomiting, extreme pain, small wiry pulse, etc.; and, finally, mortification, with cessation of pain, and death.

CAUSES.—*Weakness* of the abdominal walls from disease, injury, or congenital deficiency; *violent exertion*, as in lifting; *immoderate straining*, as in passing urine through a stricture, or in relieving the bowels.

TREATMENT.—Lose no time in trying to push the tumour back into the abdomen, as the patient lies doubled up, and the hips raised. If not quickly successful, lay the patient on a board, placed so as to form a steep inclined plane, so that the patient's feet and hips are very much higher than his head; he should be firmly held in this

posture by an assistant, when, by pressure on the swelling, and often without any, the bowels will fall towards the chest, drawing with them the constricted portion. If the rupture resists these measures, the best surgeon within reach should be *immediately* sent for.

### IX.—Poisons.

When it is known that a deleterious substance has been swallowed, as *arsenic* and \*other *mineral poisons, opium, poisonous fish, alcohol, etc.*, vomiting should be immediately excited, by tickling the back of the throat with a feather or with a finger, and if this fails, by the administration of an *emetic*. The following is a convenient emetic: mix a teaspoonful of mustard in a teacupful of warm water, for a child, or a dessert-spoonful in a breakfast-cupful of water, for an adult. This may be repeated as often as necessary, and followed by copious draughts of warm water, so as to empty the stomach as completely as possible.

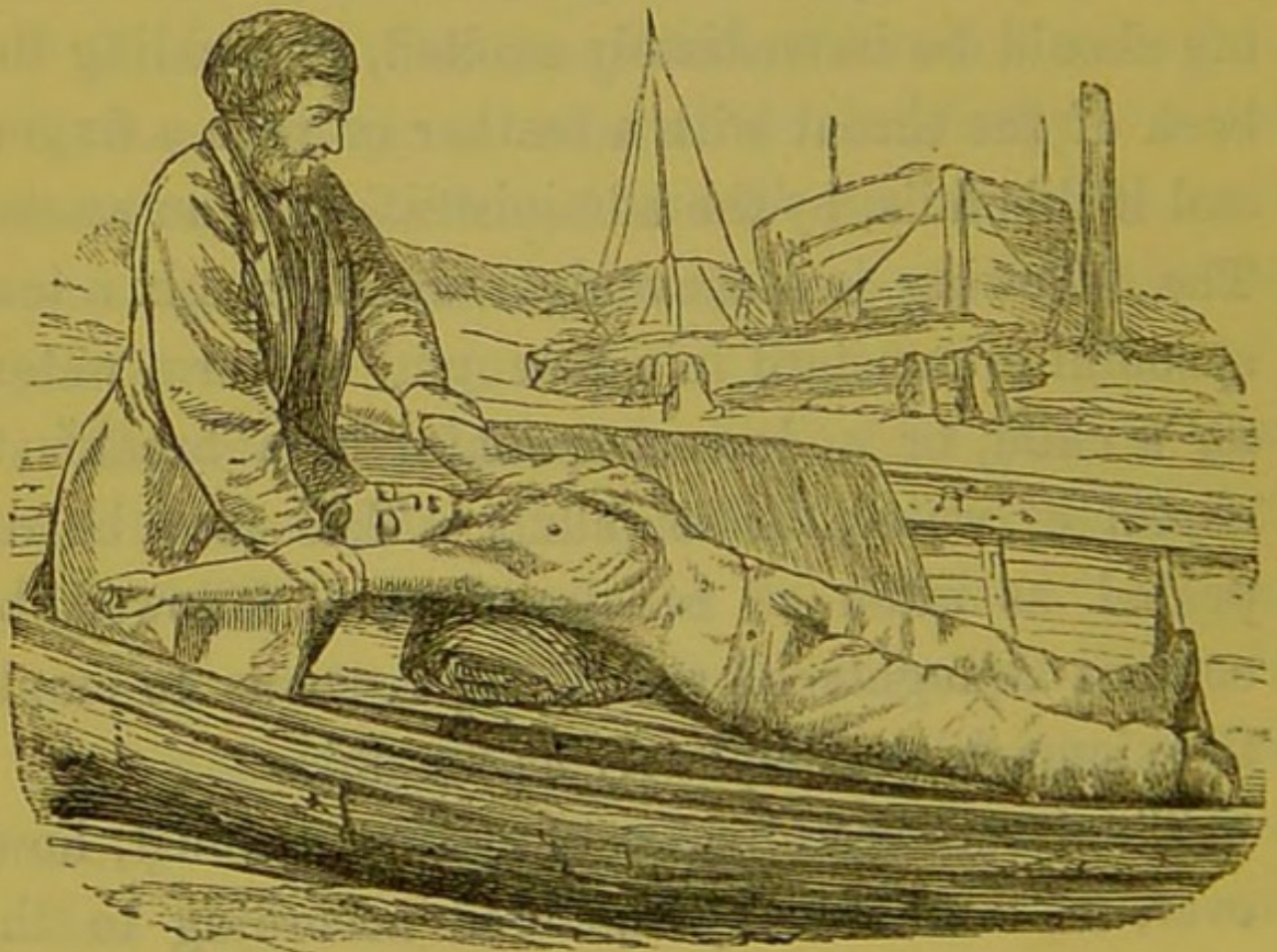
The treatment of cases of poisoning must, however, be considerably modified according to the

nature of the poison, and a medical man should be summoned immediately, while the temporary measures before suggested are resorted to.

### X.—Drowning.

No time should be lost. The two points to be aimed at are—immediately to *restore breathing*, and, next, *warmth and circulation*. The mouth should be cleansed, the tongue drawn forwards, the patient placed on the back, with the head and

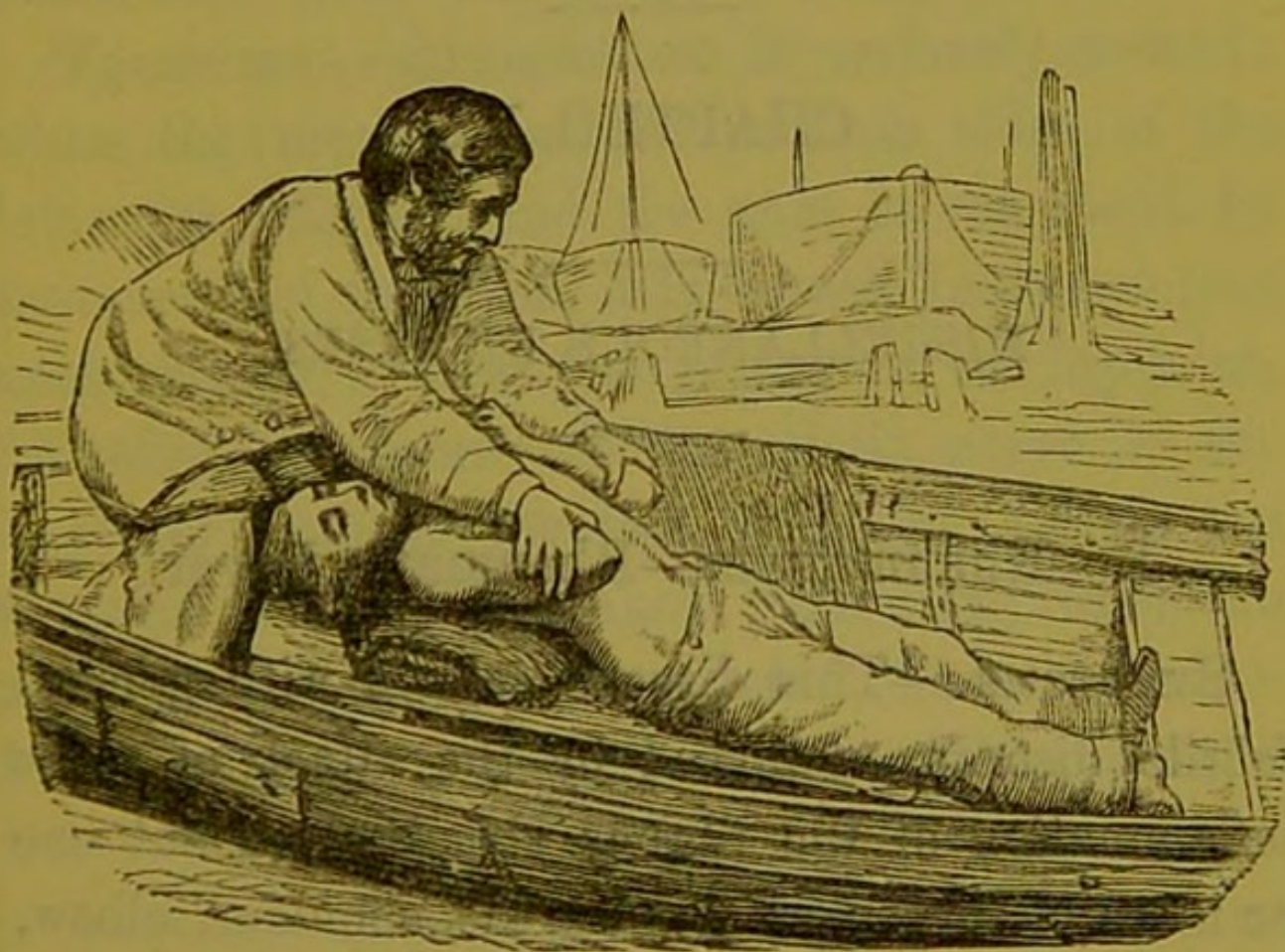
FIG. 1.—INSPIRATION.



shoulders a little raised. Take hold of both arms above the elbows, and draw them gently and steadily upwards above the head, and keep them stretched whilst you count, one, two. *See figure 1.* This is inspiration, or filling the chest with air.

Then turn down the patient's arms, and press them gently and firmly against the sides of the chest while you count, one, two. *See figure 2.* This empties the chest of air.

FIG. 2—EXPIRATION.



Figs. 1 and 2.—To illustrate the position of the body during the employment of Dr. Sylvester's Method of restoring Breathing.

Repeat these movements about fifteen times in a minute until natural breathing takes place.

Next try to promote circulation. Rub the limbs upwards with firm pressure, to favour the return of blood to the heart.

Promote *warmth* by the application of hot flannels, hot bottles wrapped round with flannel, heated bricks, or by any means at hand, to the pit of the stomach, the arm-pits, between the thighs, and to the soles of the feet.

---

## CHAPTER XI.

---

### MISCELLANEOUS DISEASES.

---

#### I.—Rheumatism—Rheumatic Fever.

**SYMPTOMS.**—This disease sets in with general febrile disorder, followed by the attack of acute inflammation of the fibrous structures about one or more of the larger joints—the shoulder, elbow, knee, ankle, etc. The affected joints are swollen,

tense, slightly reddened, very painful, and the pain so increased by movement that a patient says he has lost the use of the limb. The skin is hot, but covered with a sour sweat, having an offensive odour; the pulse is round and full; the urine turbid; but the head is unaffected. Palpitation, and continued pain in the heart, are unfavourable symptoms. The inflammation is liable to metastasis from one joint to another, or to other fibrous structures, as the *pericardium*, the valves of the heart, etc. (See also under "Gout.")

VARIETIES.—Rheumatism is variously named; when the muscles on one or both sides of the loins are affected, and the pain is increased by movement of the back, it is termed LUMBAGO (see next section); when the region of the hip-joint, following the course of the sciatic nerve to the knee, or even to the foot, SCIATICA; when the muscles of the chest, FALSE PLEURISY; when the neck, CRICK IN THE NECK, etc. The treatment, however, is nearly the same in the different varieties.

CAUSES.—Exposure to cold and wet; sudden suppression of perspiration; and especially *evapo-*

*ration* from wet clothes, causing chill. It occurs most often in young people, from twenty to thirty years of age, or younger. Joints which have been sprained, long and excessively exercised, or otherwise injured, are particularly prone to suffer.

TREATMENT.—*Aconitum*.—Acute rheumatism, chiefly at the commencement; violent shooting or tearing pains, aggravated by touch; swelling and redness of the affected parts; impaired appetite; high-coloured and scanty urine, and other febrile symptoms. A dose every second or third hour.

*Bryonia*.—Lancinating or stitching muscular pains, *worse on movement or touch*; rheumatism affecting the muscles of the chest, causing difficult or painful breathing (*false pleurisy*).

*Rhus Tox*.—Pains worse during rest, or on first moving the limb, but relieved by continued movement; deep, tearing, or bruised pains; rheumatism from getting wet, aggravated by damp or cold weather.

*Mercurius*.—Puffy swelling of the affected parts; the pains seem to be in the bones, and are worse with warmth and at night; profuse perspiration without relief.

*Colocynth*.—Lacerating, stitching pains, affecting the nerves, as *Sciatica* and *Tic-doloureux*; rheumatic-gout.

*Pulsatilla*.—*Wandering rheumatism*; rheumatism relieved by *cold*; sensation of torpor in the limbs; pale face; diarrhœa, etc.

*Sulphur*.—Rheumatism in scrofulous patients; and after other remedies to complete the cure; also as an intercurrent remedy in obstinate cases.

*Dose and Repetition*.—See pages 55-6.

ACCESSORY MEANS.—During the fever, the patient should remain in bed, and the diet be restricted to water, milk-and-water, barley-water, gruel, etc. Warm-baths, or hot compresses, are both useful and comforting. *Wet-packing* of the whole body, or of the affected parts, according to circumstances, is a most useful adjunct.

CHRONIC RHEUMATISM.—Chronic rheumatism requires similar remedies to the acute form. Persons liable to it should wear flannel and warm clothing generally, and avoid damp and cold. Warm salt, vapour, or hot-air baths are useful. After the use of warm bathing, cold should be gradually tried, as it tends to prevent subsequent

attacks. Frictions, with *Arnica* or *Rhus* Liniments, are beneficial, especially in *Lumbago*, and other local and limited forms of rheumatism. Errors in diet should be guarded against, as attacks are very likely to follow derangement of the digestive organs.

## II.—Lumbago—Pains in the Loins.

See under "Rheumatism," page 255.

*Rhus Tox.*—Chronic Lumbago; pains worse during repose, and at night; lumbago from getting wet.

*Bryonia.*—Intense pains, causing the patient to walk stooping, increased by movement or a draught of air, with shivering or biliousness.

*Arnica.*—From over-lifting, a sprain, or a blow on the loins.

*Liniments*, medicated with the same remedy as administered internally, rubbed into the affected parts, are very useful.

## III.—Gout (*Podagra*).

The ancient name of this complaint, *podagra*—foot-pain—indicates the parts usually affected.

CAUSES.—Gout generally occurs in elderly gentlemen who live luxuriously, and suffer much from heartburn, and other symptoms of *acid dyspepsia*. The predisposing cause is often hereditary.

*Distinctions between Gout and Rheumatism.*

1. Gout rarely occurs till about or after the middle period of life; rheumatism attacks the young.

2. Gout chiefly affects the small joints—the metatarsal joint of the great toe; rheumatism the large.

3. Gout is often associated with chalk-stones (*urate of soda*); rheumatism is not.

4. Gout is decidedly hereditary; rheumatism is less so.

5. Gout is not attended with profuse acid sweats; rheumatism is.

6. Gout is often the punishment of the luxurious and indolent; rheumatism is the lot of the hard-working and the exposed.

TREATMENT.—*Aconitum*.—Fever symptoms, especially at the commencement and in stout persons.

*Nux Vomica*.—Attacks traceable to stimulants, luxurious living, with indigestion or irregular action of the bowels.

*Bryonia*.—Gout implicating the chest, or with bilious symptoms; pains increased by movement.

*Ant. Crud.*—Nausea, white-coated tongue, with increase of pains after food. Gouty nodes.

*Dose, etc.*, see pages 55-6.

ACCESSORY MEANS.—Flannels wrung out of hot water or *spongio-piline*, after immersion in hot water, often do good.

PREVENTIVE TREATMENT.—The patient should be well nourished, but the consumption of animal food diminished, and the tendency to acidity of the stomach guarded against by avoiding pastry, greasy food, twice-cooked meat, raw vegetables, and port wine. Moderate and regular exercise in the open air, and the sponge-bath every morning.

#### IV.—Palpitation of the Heart

(*Palpitatio cordis*).

In a normal condition we are scarcely sensible of the heart's beat; when, however, its pulsations become much increased in force or frequency, the unpleasant sensation known as *palpitation* is experienced.

CAUSES.—The *predisposing* are, nervous temperament; hysteria; a full habit; and diseases of the heart. The *exciting* causes are, excessive joy, grief, fear, or other mental emotions; severe exertion; profuse discharges from the body; menstrual derangements, etc.

TREATMENT.—The subjoined hints are intended for simple cases, unconnected with organic disease of the heart. If possible, palpitation should always be treated by a physician.

*Aconitum*.—Palpitation from excitement, or in *plethoric* patients, with anxiety, coldness, numbness of the extremities, or a sensation as if the heart ceased to beat; short and hurried breathing; *hot and flushed face*.

*Belladonna*.—Oppression, tremor, palpitation extending to the neck and head; congested face.

*Spigelia*.—Palpitation attended with pain at the heart.

*Ignatia*.—Palpitation caused by long-continued, *silent grief*.

*Coffæa*.—*Wakefulness* and nervous restlessness; palpitation from *sudden joy*.

*Chamomilla*.—Palpitation from *passion*.

*Opium*.—Palpitation caused by a *fright*.

*Pulsatilla*.—Hysterical symptoms, and in females suffering from deranged period.

*Administration*.—During a sudden attack, a dose every thirty to sixty minutes; as the symptoms decline, or in mild cases, every three, six, or twelve hours.

ACCESSORY MEASURES.—Excessive exertion, excitement, stimulants, and coffee, are injurious. Pure air, cold water internally and externally, moderate exercise, a contented disposition, and light, nourishing, and regular diet, are excellent auxiliaries.

## V.—Incontinence of Urine (*Enuresis*).

In this disease there may be partial or entire loss of power to retain the urine in the bladder, with frequent urging.

CAUSES.—Paralysis of the muscular fibres which surround the neck of the bladder from injuries, tedious and protracted labours,\* the pressure of

\* For urinary difficulties in pregnancy, see "The Lady's Homœopathic Manual."

tumors, calculous deposits, syphilitic diseases, the irritation of worms (see the next section), etc.

TREATMENT.—*Nux Vomica*.—Urine retained with difficulty or passed involuntarily, from irritability consequent on the use of alcohol.

*Cantharis*.—Acute inflammation of the urinary organs, with irresistible desire to urinate, and discharge of only a few drops of bloody and acrid urine.

*Mercurius*.—Incontinence traceable to a cold, or to syphilis.

*Aconitum*, *Belladonna*, *Calcarea*, *Lycopodium*, and *Sulphur*, are also remedies in our list often required. Dose, etc., see pages 55-6.

## VI.—Wetting the Bed (*Nocturnal Enuresis*).

CAUSES.—*Irritation of worms*; too large a quantity of fluids, especially if warm and taken towards evening; improper food or drink, giving rise to *acrid urine*; *constitutional weakness*.

TREATMENT.—One or more of the following remedies. It is often obstinate, and requires professional treatment. *Acon.*, *Bell.*, *Calc.*, *Canth.*, *Cina*, *Nux*, and *Sulph.*

*Cina*.—Enuresis from the irritation of worms.

*Belladonna*.—Irritability of the urinary organs, without any irritating property in the urine, especially in delicate and too sensitive children.

See also the preceding article, and the *Materia Medica*.

ACCESSORY MEANS.—All sharp, salty, and sour articles, malt liquors, spirits, tea, and coffee, should be avoided. Meat may be eaten in moderate quantities, but little fruit and no flatulent food. Milk-and-water, or cocoa, may be taken in a morning, but nothing hot towards night. Cold water and mucilaginous drinks may be taken in moderation, as they diminish the sharpness of the urine. The patient should sleep on a hard mattress, take exercise in the open air, and have shower-baths or daily ablutions with *cold* water. The whole process of ablution, including drying with a rough towel, should not occupy more than five or six minutes.

## VII.—Retention of Urine (*Stranguary*).

This, the opposite condition to the former, often arises from similar causes, and requires nearly

the same remedies. It is a symptom of many diseases, is often extremely painful, and in many cases life is jeopardised. The treatment should, therefore, if possible, be confided to a Homœopathic physician.

**TREATMENT.**—*Aconitum*.—Inflammatory symptoms, often in alternation with some other remedy.

*Camphor*.—Spasms at the neck of the bladder, especially if caused by *Cantharides* (a drop on a piece of loaf sugar every fifteen minutes for three or four times).

*Cantharis*.—Urging to pass water, with cutting and tearing pains.

*Nux Vomica*.—Painful ineffectual efforts to urinate, from the use of wine or spirits, and for *spasmodic stricture*.

*Sulphur*.—Cases complicated with piles.

*Arnica*.—Retention from mechanical injury, or the irritation of calculi.

*Dose and repetition.*—See pages 55-6.

**ACCESSORY MEANS.**—The introduction of the catheter, so often resorted to under the old treatment, is frequently superseded by the more efficient remedies we employ; still it may be necessary in

some cases; but as this requires professional skill, it is useless to refer to it further in a domestic work. External applications, such as warm baths, hot or cold cloths, fomentations, and injections, will greatly aid the medicines in restoring the functions of the parts, if there be not organic disease. Relief may often be obtained by directing the patient to step *suddenly*, with naked feet, on to the cold floor or into cold water. The diet must be sparing, and in severe cases restricted to demulcent drinks, such as gum-water, barley-water, and gruel.

### VIII.—Spermatorrhœa—Involuntary Emissions.

In the preceding editions of this manual, the subject of this section has been incidentally mentioned under one or two medicines in the *Materia Medica*, and in the ten years that have now elapsed since the first edition was published, the author has been consulted by many hundred persons, in various parts of the kingdom, suffering from seminal weakness, proving that the evils of

this affection are wide-spread as well as serious. The author's correspondence with patients leads him to conclude that the disease is much overlooked or under-rated by medical men generally; although, probably, in some cases his treatment has been adopted from an indisposition to consult personally a medical man in the patient's neighbourhood on such a subject.

CAUSES.—The discharge alluded to generally occurs as the result of a bad habit—*self-abuse*, either accidentally acquired, or learned from associates, especially in schools, and continued under the influence of a morbid imagination, and often in ignorance of the consequences of the vicious practice. Other causes may be morbid conditions of the urethra, or of the rectum; sexual excesses; frequent excitation of the sexual passion; irritation from worms, piles, horseback exercise, etc.; disease of the brain or spinal marrow, etc.

EFFECTS.—The effects of spermatorrhœa are—depression of spirits, often very marked; loss or weakness of memory and other senses; indigestion, with oppression after food, flatulence, headache, etc.; sunken eyes, and loss of the healthy

tints of the lips and face, the patient looking older than his years. If indulgence in the habit has been long continued, the effects, which need not be here particularised, are more serious and general. Happily, a course of judicious treatment is sufficient in nearly every case to effect a cure.

**TREATMENT.**—The treatment, both medical and hygienic, must be varied in almost every instance, and include all available methods for establishing the constitutional strength, soothing local excitement and irritability, and forming healthy habits both of the mind and body.

The *Medical treatment* involves the administration of Homœopathic remedies (only two or three are described in this work—*China*, *Phosphorus*, etc.), the selection and the doses of which can only be determined by the local and general symptoms of individual cases. An important feature in the medical treatment should be the correction of any concurrent affection with which the patient may suffer.

The *Hygienic treatment* involves influences of wide extent, and associated with the commercial, social, and moral relationships of the patient, such

as occupations, recreations, books, meals, sleep, bathing, and mental and moral discipline. The management of these several points must be regulated according to the exigencies of each case, and involve details which cannot be described here. Even were a plan sketched out that would apply to many cases, still each case possesses its own special peculiarities, and requires, in certain respects, separate management.

## PART III.

## CONCISE MATERIA MEDICA.

In this chapter we have only indicated a few of the prominent uses of the thirty remedies named in the list, page 53, most of which, in consequence of their frequent and general use, are termed *polycrests*, or many-healing remedies—medicines possessing curative power in many diseases. For a wider sphere of the action of each of the annexed remedies, the reader is referred to larger works.

In prescribing for so many complaints from such a limited list of remedies, it is necessary to remark that the Homœopathic Materia Medica includes several hundred medicines; domestic practitioners, therefore, who restrict themselves to these thirty or forty must not, in cases of failure, conclude that they have exhausted the resources of Homœopathy, nor despair of hope when so wide a range of appliances is available to the professional man.

Many missionaries in foreign lands, as well as persons at home, desirous of spreading the benefits of Homœopathy among the poor, or in districts distant from a physician, have sought instruction from the author of this manual, and, during the ten years that have elapsed since the first edition of this little work was published, not a few have been actively engaged in restor-

ing to health multitudes from those classes who need and claim such aid. He will still feel pleasure in offering suggestions either personally or by letter, to clergymen, missionaries, and others, who may need his assistance, to enable them the more efficiently to become useful, in doing good to others.

---

## CHAPTER I.

---

### I.—Remedies for Internal Use.

1.—ACONITUM NAPELLUS.—The English names of this plant are *Wolfsbane*, because it proves exceedingly poisonous to wolves, and *Monkshood*, because its beautiful blue flowers resemble the hood which monks used to wear. “This medicine,” says Hempel, “constitutes the back-bone, as it were, of our Materia Medica;” there being scarcely an acute disease in which it is not more or less required.

*Prominent Uses of Aconitum.*—Chiefly at the commencement, and often in the course, of all *feverish and inflammatory affections*. Its especial indications are thirst, and *dry, hot skin*; chills and shiverings, succeeded by burning heat; strong, rapid pulse; restlessness, anxiety, flushing of the face; pain; quick or laboured breathing; dry cough, with fever; deficient, hot, or high-coloured urine; ophthalmia, etc. It probably surpasses all other known remedies in its power of controlling the circulatory system, and triumphantly supersedes the lancet and the leech. “To enumerate,” says Dudgeon, “the diseases

for which it is suitable would be to mention the acute inflammation of every possible order and tissue of the body; and if it be not for all of these the sole remedy, it is almost always useful either previous to, or in alternation with, another remedy which has perhaps a more specific relation to the part affected." Had Hahnemann's labours extended no further than the discovery and demonstration of the wide and inclusive curative power of this great remedy it would have entitled him to the gratitude of countless myriads of his fellow-creatures in every succeeding generation. He most appropriately ranks it as first and foremost in his *Materia Medica*, not because its name begins with the first letter of the alphabet, but because of its transcendent power and extended sphere of action: he terms it a "precious plant," whose "efficacy almost amounts to a miracle."

2.—ANTIMONIUM CRUDUM.—The beneficial action of this remedy is chiefly restricted to affections of the mucous membrane and the skin, and more especially when those surfaces are *concurrently* diseased.

The *mucous membrane* both of the stomach and the alimentary canal is loaded with mucus, producing *eructations*, foul, bitter, or tasting of the food; nausea, and sometimes vomiting; fetid flatulence; loss of appetite; constipation, alternating with diarrhœa; mucous discharge from the anus; secretion of tenacious mucus, with much hawking for its removal; milky-white tongue; slow digestion, with drowsiness, loss of strength, etc. It is an excellent remedy in that morbid condition of the intestinal canal which favours the production of *worms*. Chronic catarrh of the bladder, with *turbid, fetid urine*, and sometimes painful micturition.

*Skin*.—Pimples or blotches; rough irregular eruptions on

the nose or cheeks; tubercular eruptions about the roots of the beard; scald-head, with unhealthy, coherent crusts; sore eyelids or ears, parts easily becoming sore; ill-conditioned, unhealthy appearance. A *simultaneous* affection of the mucous membranes and the skin is an additional indication for *Ant. Crud.*

3.—ANTIMONIUM TARTARICUM.—The chief sphere of action of this medicine lies in the *mucous membranes*, the *skin*, and in the *lungs*. In large doses it produces a kind of catarrhal inflammation, beginning in the lining membrane of the throat, and extending to the trachea and bronchial tubes, and even exerting its irritant influence on the lung tissues themselves. We should, therefore, expect that *Tartar Emetic* would prove a valuable remedy in certain kinds of inflammation involving these parts. Experience has amply justified this expectation, and in *catarrhal croup*, *bronchitis*, and *pneumonia*, it has proved a most useful remedy.

On the skin it produces a pustular eruption resembling that of *small-pox*; also, as may be verified by observation, on the lining membrane of the mouth and throat, as, also, probably, of that membrane throughout the air passages and alimentary canal. The drug also produces the vomiting, and that peculiar alteration of the blood which are characteristic of small-pox. As it might be supposed, then, *Ant. Tart.* has been found a remedy of the first importance in this disease, and, if timely used, scarcely requires the aid of any other medicine. The *vomiting* to which this remedy is Homœopathic is nervous and sympathetic rather than gastric, and is attended by *nausea*, cold and pale skin, and great prostration.

4.—ARNICA MONTANA.—The chief uses are in affections resulting from *injuries*; inflammations with swelling, redness

and tingling of the skin; convulsive and spasmodic affections, lock-jaw, active discharges of blood, vomiting and spitting of blood, and other complaints resulting from *bruises, falls, etc.*; severe concussions, such as often occur in railway accidents, or in the hunting field, without leaving external marks of violence; pains, supposed to be rheumatic, from long, heavy, physical toil; concussion of the brain; immediate treatment after operations and childbirth; rheumatic pains; stitch in the side; fatigue; chilblains, with hot swelling and tingling; swelling of the breast, soreness of the nipple, etc. (For external use, see page 287).

5.—ARSENICUM.—*Prominent Uses.*—*Cold, influenza, asthma, bronchitis, with difficult expectoration, wheezing breathing, etc.; fevers—intermittent, typhoid, and putrid, with great thirst, debility, etc.; diseases marked by depressed and almost exhausted vitality; cholera, in the more violent forms of the disease; diseases of the stomach and bowels, especially when accompanied with great prostration or burning pains; severe vomiting, diarrhœa with watery, green or dark, burning motions, as in chronic dyspepsia; skin diseases, particularly eruptions about the mouth, attended with burning, and the discharge of a thin, watery fluid; old or obstinate ulcers, with burning or itching, or with a bloody, thin, or fetid discharge; scrofulous affections, and dropsical complaints.*

6.—BELLADONNA.—This medicine almost ranks in importance with *Aconite* in *inflammatory* diseases, characterised by *bright-redness* of the parts, *pain*, intolerance of light and sound, and other symptoms of the head. It is often required after *Aconite*, or in alternation with it, in inflammation of the *eyes*, with dilated pupils, dread of light, etc.; *sore throat* with redness and swelling; toothache; complaints marked by *congestion*

*in the head*, or attended with spasms, convulsions, neuralgia, and *delirium*. Affections of the *brain* and nervous system; eruptive fevers, especially *scarlatina* (for which it is often specific) and erysipelas (not vesicular); *violent headache*, especially frontal, aggravated by movement; rheumatic inflammations with hot swellings, swollen glands, etc. Its power in *preventing* attacks of epidemic scarlatina, as well as of curing that disease, has not only been asserted by Hahnemann and Hufeland, but has been abundantly established by facts.

7.—BRYONIA.—*Prominent Uses*.—*Pleurisy*; *pneumonia*; dry, severe cough, with a sensation of tickling under the breast-bone; *stitches*, and *shooting pains in the chest*, acutely increased by coughing, a deep inspiration, or even movement; derangements of the liver and bowels; lumbago, sciatica, *rheumatism* of the joints, and all rheumatic affections in which the *pain is aggravated by movement*; bilious fevers, bilious headaches, rheumatic fevers, jaundice, chronic constipation, and colic, followed by diarrhœa. The prominent gastric symptoms are, waterbrash; bitter or sour risings; pressure on the stomach, or sensation as if a stone were there; and constipation from *inertia* of the bowels. An irritable state of temper, and a gloomy depression of spirits, are additional indications for *Bryonia*.

8.—CALCAREA CARBONICA.—This remedy is chiefly used in *scrofulous*, *rickety*, and *tuberculous* affections.—Glandular swellings of the neck and abdomen; eruptions around the eyes, and agglutination of the lids; *difficult or delayed dentition*, with heat and swelling of the gums; deafness, with snapping and roaring noises in the ear, and chronic disease of the ear; chronic diarrhœa; incipient consumption of the bowels; swelling of the mesenteric glands; cough, with fetid or bloody ex-

pectoration, or difficult breathing; *obesity*, from a lax condition of the tissues, or, on the other hand, *emaciation*; diseases of females, when the menses appear *too soon* and are *too abundant*; sterility; leucorrhœa; chronic headache, worst in the morning, from mental fatigue; also in inveterate and obstinate diseases of the bones (*rachitis*) and skin. As a general rule, *Calcarea* is more adapted to affections of women and children, and to chronic diseases.

9.—CAMPHOR, HOMŒOPATHIC TINCTURE OF.—This remedy is valuable in the *invasive stage of influenza* (when its administration will often terminate this complaint); derangements in general with *chilliness and shivering*; *malignant cholera*, in the *incipient* stage of the disorder; excessive, *sudden* prostration of the nervous system from any cause; fainting and dizziness; cramps in the arms, legs, or abdomen; severe purging. “It is antidotal to almost all the drastic vegetable poisons; relieves stranguary (*difficult passage of urine*); procures reaction from cold, congested conditions; is the great anti-choleraic; and quiets nervous irritability sometimes better than *Coff.*, *Ign.*, or *Hyos.* This is its whole clinical value—and a great one it is—in a nutshell” (*Holcombe.*) In *sudden* attacks, two drops to be taken on a small piece of loaf sugar, and repeated every fifteen or twenty minutes, for three or four times; in *cholera*, four drops, administered in the same manner, every ten, fifteen, or twenty minutes. The strongest—*Rubini’s*—preparation is the best. In consequence of its volatile properties, it must be kept separate from all other Homœopathic remedies.

10.—CARBO VEGETABILIS.—Affections of the *digestive organs*, with oppression after eating; *flatulent distension of the stomach*, with acidity or heart-burn; burning and con-

tractive pain and emission of *fetid flatulence*; a burning sensation in the lower bowel; tendency to diarrhœa; piles; worms; toothache, with spongy or ulcerated gums; hoarseness, loss of voice, sensitiveness to variations of weather; chronic nettle rash; itching and burning of the skin; unhealthy, burning, fetid ulcers. *Carbo Vegetabilis* counteracts the injurious consequences of *Mercury* and *Quinine*.

11.—CHAMOMILLA.—Chiefly in diseases of children and women, affecting the biliary and uterine systems. *Convulsions*, arising from teething, anger, or pain in the bowels; neuralgia, with tearing, dragging, and lancinating pains; toothache, the pains being worse at night, tearing and stitching, with swelling of the cheeks, and a feeling as if the teeth were elongated; *difficult dentition*, when one of the cheeks is red and hot, the gums swollen and sensitive, the child irritable, and convulsions are indicated; *diarrhœa of children*, from cold or teething, when the motions are watery, slimy, *green*, or yellow, and preceded by cutting pains; dentition-fever, with crossness, restlessness, and irregular circulation, one cheek being hot, the other cold; *catarrhal* cough of children, with hoarseness and rattling of mucus in the throat. The action of this remedy upon the sexual system of women is very marked, especially in various derangements during pregnancy; after-pains. Also for the consequences of passion, and when pains are badly borne.

12.—CHINA—PERUVIAN BARK.—Weakness consequent on exhaustive discharges—loss of blood, diarrhœa, prolonged nursing, sexual excesses, etc.; consequences of intermittent and other miasmatic fevers, purgatives, mercury, broken rest, etc. It is homœopathic to many forms of fever of a *periodical* type; debility marked by disposition to sweat, especially exhausting night-sweats; diarrhœa, especially summer diarrhœa, when

the discharges are slimy, bilious, or mixed with undigested food, and very offensive; loss of appetite; bilious taste; flatulence; jaundice; enlargement of the spleen, with a dirty-yellow complexion; debilitating seminal emissions (*spermatorrhœa*) from sexual vices, with undue excitement of the sexual instinct, in patients weak, low-spirited, and dyspeptic.

13.—CINA.—Affections arising from the presence of worms in the intestinal canal, especially *thread-worms*, indicated by picking the nose, grinding the teeth, convulsions and spasms, voracious appetite alternating with poor appetite, itching at the seat, diarrhœtic motions, discharge of worms, wetting the bed (*enuresis*), cutting pain in the abdomen, hoarse, hollow cough in children, and other symptoms from inverminous affections.

14.—COFFÆA.—This remedy is chiefly used for morbid sensitiveness and irritation of the nervous system, especially when following tidings of a joyous character; fretfulness and *wakefulness* of children; nervous toothache; almost insupportable pains during or after labour; nervous sufferings of highly excitable children or hysterical women.

15.—COLOCYNTH.—This drug has not a wide range of action, and is chiefly prescribed for *Colic* of a griping, *flatulent* character, with diarrhœtic evacuations; *neuralgia*, *sciatica*, etc.

16.—DROSERA.—*Hooping-cough*, with suffocative symptoms, vomiting, or bleeding from the nose, especially when the hoop has become fully developed, and after the use of *Ipecacuanha* and *Belladonna*; also in *spasmodic cough* generally, with a tickling sensation in the throat, vomiting, or wheezing breathing, and a feeling of suffocation.

17.—DULCAMARA.—Various affections, such as cold in the head, nausea, catarrh of the bladder, mucous diarrhœa, etc.,

resulting from exposure to *damp* or a thorough wetting, itching and stinging eruptions on the skin, and other conditions following a cold. If taken immediately after exposure to damp, *Dulcamara* will often entirely prevent the ordinary consequences of a cold.

18.—HEPAR SULPHURIS.—This is a compound of *Sulphur* and *Calcareo*, and has points of resemblance to each, influencing the *skin* like *Sulphur*, and the *glands* like *Calcareo*. It has also an action differing from either of these remedies separately. It is chiefly prescribed in *inflammatory affections of the wind-pipe and air-passages*,—croup; difficult, wheezing breathing; hoarseness; consumptive coughs, etc.; also for *scrofulous, enlarged glands* discharging matter; abscesses; scald-head; salivation, and other consequences resulting from large doses of *Mercury*. Like *Siliceo*, but to a less extent, it favours the *suppurative* process.

19.—IGNATIA.—This remedy is especially valuable for the consequences of deep-seated emotions, especially *grief*, in persons, females particularly, of a highly sensitive temperament, who often change from high spirits to a low state of despondency; nervous headache; *hysterical*, convulsive, or spasmodic disorders, consequent on grief, disappointment, or ill-humour, with the sensation of a ball rising in the throat (*globus hystericus*); premature menstruation; nervous affections of girls at puberty, and of women at the critical period; convulsive affections of infants; also some of the symptoms of *hypochondriasis* in the male sex.

20.—IPECACUANHA.—Chiefly useful in affections of the *respiratory* and *digestive* organs. Spasmodic, suffocative cough, with tickling in the throat, sometimes with nausea, vomiting, bloody expectoration, or bleeding from the nose;

*spasmodic-asthma*, especially at night; hooping-cough, during the spasmodic stage, with rattling breathing; hay-fever, and some varieties of bronchitis. Derangements of the digestive organs, characterised by nausea and vomiting, with diarrhœa; colic, with loose, fermented, or dysenteric stools, especially in children. *Hæmorrhage* from various organs, the blood being bright-red, with anxiety, pale face, vomiting, etc.

21.—KALI BICHROMICUM.—As prescribed in this manual, the prominent uses of this remedy are in *affections of the mucous membranes and the skin*. On the respiratory mucous lining it has great power, especially in *chronic bronchitis*, with much tough, stringy mucus, difficult to expectorate; cough, with wheezing, difficult breathing; chronically ulcerated throat; *hoarseness*; *chronic catarrh*; membranous croup; *polypus of the nose*. It is curative in catarrhal and strumous ophthalmia, and in syphilitic affections of the eye. In the digestive tract it is valuable in dyspepsia, with heartburn, *eructations*, nausea, *thickly-coated, yellowish tongue*, bitter taste, etc. An additional indication for its use is a simultaneous affection of the respiratory and digestive mucous membrane. Affections of the *skin*, within the sphere of the action of this remedy, are chiefly pustular eruptions, ulcers of the legs, (see also *Calendula* as an external remedy), especially of a syphilitic character, and pimples on the face.

22.—LYCOPodium.—Chronic affections of the digestive organs; pain, sensitiveness, or distended abdomen; water-brash; chronic constipation; gravel and stone; moist eruptions; scald-head; glandular swellings; rheumatic complaints; scrofulous ulcers; loss of hair. It is adapted to constitutions subject to mucous discharges, women in particular.

23.—MERCURIUS.—There are various preparations of *Mer-*

*cury* used by Homœopathic practitioners, but in this manual we have chiefly referred to two, as under:—

1st.—MERCURIUS SOLUBILIS.—The following are a few of the morbid conditions for which this remedy is prescribed:—*Glandular affections*, with swelling and sometimes suppuration; *sore throat*, especially *scarlatinal sore throat*, with swelling, pain, difficulty in swallowing, and ulceration; profuse flow of saliva from the mouth, with a fetid odour; thrush; *cancerum oris*; toothache from decay, with darting, tearing pains, extending to the temples and glands, the teeth feeling too long; gum-boils; *jaundice*, yellowness of the skin and of the whites of the eyes; *ophthalmia*; agglutination of the eyelids; ulcers on the cornea; discharge from the ears, soreness, deafness; *diarrhœa*, frequent desire to relieve the bowels, preceded by chilliness, with *green-*, *clay-*, or various-coloured, slimy and offensive, evacuations, especially the diarrhœa of infants and children; “torpid liver,” with deficient secretion of bile, as shown by pale, fetid, and costive motions, dull pain in the right side, poor appetite, and dejection of spirits; long round worms; *syphilitic* and *scrofulous* swellings of the glands in the groins; *gonorrhœa*; syphilitic ulcers, etc. Two marked symptoms indicating this remedy are, aggravation of the pains and general symptoms at night, and profuse perspirations that afford no relief.

2nd.—MERCURIUS CORROSIVUS.—*Dysenteric* affections, with *tenesmus* (straining), burning pains in the abdomen, and discharge of blood and mucus; cirrhosis; scrofulous, rheumatic, and syphilitic *ophthalmia*; gonorrhœa, in the first stage, with sharp pain on urinating; syphilitic eruptions, etc.

24.—NUX VOMICA.—This remedy is suited to functional gastric derangements from a depressed condition of the nervous system, especially the following:—*Constipation*, with ineffec-

tual desire for stool; *constipation alternating with relaxation*, the action being "*inharmonious and spasmodic*;" *waterbrash*, *heartburn*, *flatulence*, the symptoms being of a *spasmodic* character; *headache*, with giddiness, flushed face, constipation, and other symptoms dependent on gastric conditions; acute indigestion, with nausea and violent vomiting, headache, trembling hands, and other affections following intoxication. A few less prominent applications of *Nux Vomica* are the following:—chronic congestion of the liver; spasmodic asthma; dry coryza; irritable bladder, and spasmodic stricture, from abuse of alcohol. The pains which point to *Nux* arise from *spasm*, and not from inflammation. It is especially valuable in affections resulting from sedentary habits, too close brain-labour, want of out-of-door recreation, anxiety and business cares, night-watching, the use of tobacco, indulgence at table, and from the use of alcohol. It is chiefly adapted to persons of spare habit, firm fibre, and of energetic, irritable, or hypochondriacal disposition, with tendency to irregular action of the bowels, and piles. The symptoms come on or are worse *early* in the morning, and are increased by taking food, or by mental efforts.

25.—OPIUM.—*Obstinate constipation*, from paralytic obstruction, or want of peristaltic action of the intestines; lead colic; paralytic retention of urine; recent affections from fright, or sudden violent emotions: *apoplectic* conditions, with *stertorous* (snoring) breathing, and slow and full pulse; *typhus fever*, with sleepiness, listlessness, and partial retention of urine; general mental and physical torpor. As may be inferred from the last indication, *Opium* is often useful in that nervous insusceptibility in which remedies, although clearly indicated, fail to effect improvement; in such cases, *Opium* often restores

the lost nervous impressionability, and places the patient in a condition to be benefited by the appropriate remedy.

26.—PHOSPHORUS.—This remedy is chiefly valuable in long-continued, exhausting diseases, of which the following is an epitome:—*Pneumonia*, especially in children; chronic bronchitis, with considerable constitutional irritation; hoarseness; *dry cough*, or cough with expectoration of mucus, sometimes with blood; chronic cough; *phthisis* (consumption), in which it is of signal use, moderating the cough, diarrhœa, and congestion of the lungs; chronic *wasting, diarrhœa, and hectic*; chronic inflammation of the stomach and bowels; atrophy of the liver, and other hepatic affections; malignant jaundice; fatty degeneration, in any part; typhus and other fevers, with atonic condition of the brain, and want of vital reaction.

*Phosphorus* is also a remedy for *physical and nervous weakness* from loss of animal fluids, especially from *sexual excesses and self-abuse*.

27.—PULSATILLA.—*Mucous dyspepsia*, with thickly-coated, rough tongue, nausea and vomiting of bile, mucus, or of a bitter, sour fluid, with diminished or altered taste; indigestion from fat, pastry, or other rich food; mucous diarrhœa, with little pain, chiefly at night, from indigestible, fat food; heart-burn. It assists in cleansing the tongue, moderating the catarrh, and checking the diarrhœa in *measles, chicken-pox, remittent-fever*, and other diseases of children. In the *respiratory* mucous membrane it is chiefly useful in *catarrhal* affections and *sub-acute bronchitis*, with much mucous discharge. *Pulsatilla* is much used in profuse lachrymation, agglutination, twitching, styes, and other affections of the *eye-lids*, especially of a sub-acute character and in scrofulous persons. *Deafness* from catarrh, or following measles, with

noises in the ears; ear-ache of children, with purulent discharge. *Varicose veins*, and embarrassed venous circulation, especially during pregnancy. In *gout* and *rheumatism*, it is chiefly indicated when the attacks are sub-acute, and the pains shift from one part to another. The most remarkable property, however, of this remedy is its action upon the female sexual system, as in tardy or suppressed menstruation; leucorrhœa; false, delayed, or deficient labour-pains; retained *placenta* (after-birth); excessive after-pains; suppression of the lochia, and a deficient secretion of milk. Administered some time previous to labour, it facilitates that process. It is also useful in *swollen testicle*, and other affections of the male organs. Generally, however, *Pulsatilla* is more suited to the female sex, or rather to persons of gentle dispositions, of fair complexion, easily excited to laughter or weeping, and with a tendency to *relaxation* rather than constipation.

28.—RHUS TOXICODENDRON.—This remedy is chiefly used in *Rheumatism*, and in *affections of the skin*. Rheumatism, sub-acute and chronic, worse during rest, and on first attempting to move, but relieved after a little movement; lumbago, especially after the use of *Aconite*; sciatica; paralysis, partial or complete, especially from exposure of the back to damp and cold; *vesicular* (with little bladders) *erysipelas*; chicken-pox; ringworm; shingles; scald-head; chronic diarrhœa; etc.

29.—SILICEA.—*Scrofulous ulcers*; glandular and lymphatic swellings; *affections of bones* (rickets); housemaid's knee; ringworm; scabbed head; corns; *whitlows*; fetid smell of the feet; leucorrhœa, etc. It is most suited to chronic diseases, and to those which involve organic rather than functional changes.

*Silicea* is remarkable for its power over the absorbent and

exhalant vessels, especially those of the joints, sheaths of tendons, etc. It promotes the kindly suppuration of abscesses of all kinds, with good or bad pus, and tends to moderate suppuration when it is excessive.

30.—SULPHUR.—This drug has a specific action upon the *skin*, and less so upon the mucous membranes; in a minor degree it affects all parts of the animal economy. In affections of the skin it is indicated by an irritation or itching, which yields an agreeable sensation on scratching, and that is aggravated by the warmth of bed; eruptions, chiefly papular, but sometimes vesicular; *boils*, preventively and curatively; chilblains; whitlows; scald-head, and in many *scrofulous affections*. *Sulph.* is strictly homœopathic for boils, and it is well known that they often result from the excessive use of this drug, as in drinking sulphur waters. “I know a lady,” says Dr. Hughes, “who accompanied her husband to Harrogate; and, although herself in good health, joined him in drinking the waters. When she returned home, she came under treatment covered with boils.”

In affections of the mucous tract, *Sulph.* is chiefly required in those of the eyes, the urethra, and the rectum, as in *strumous* and catarrhal *ophthalmia*; incontinence of urine; chronic gonorrhœa; prolapsus of the womb; burning and *itching of the anus*; *piles*, and *chronic constipation*.

*Sulphur* is often of service in arousing dormant nervous energies, so as to render the system susceptible to the action of medicines indicated. On referring to our remarks on that drug, it will be seen that *Opium* has a like property.

31.—VERATRUM ALBUM.—It is very useful in *autumnal diarrhœa*, when vomiting is superadded to the purging. English and Asiatic cholera; diarrhœa and painful gripings; violent

vomiting and purging, short of that sudden deadly collapse which indicates *Arsenicum*. Cramps in the bowels or limbs; headache with vomiting; cold sweat, and coldness of the whole body; black vomit; great weakness and convulsions; vomiting during pregnancy; hysterical symptoms during or after labour. It is often beneficial in the third or convulsive stage of whooping-cough.

### Antidotes.

In the event of an over-dose of any of the above medicines having been administered, two drops of the strong *Tincture of Camphor*, or a strong infusion of coffee, will arrest any unpleasant consequences.

---

## CHAPTER II.

### Remedies for External Use.

1.—TINCTURE OF ARNICA MONTANA.—The chief uses of this agent are for the following conditions:—*Bruises, concussions, incisions, fractures, sore nipples, after extraction of teeth, etc.*—The discolouration, stiffness, swelling, and soreness consequent on *bruises* by blows or falls, may be almost entirely prevented by the *prompt* use of this remedy. Its striking and rapid remedial effects, however, depend greatly upon the promptitude with which it is applied after the injury.

FORMULA.—A *lotion* may be made by mixing twenty drops of the strong tincture in about half a teacupful of water; the bruised parts should be bathed with this lotion, or linen cloths saturated with it applied and covered with dry cloths or oiled-

silk, to prevent its evaporation. Generally, the administration of *Arnica* as prepared for internal use, will hasten the cure, see page 273.

CAUTION.—In some constitutions the application of *Arnica Lotion* has the property of producing a very troublesome eruption closely resembling *erysipelas*. For such constitutions, *Hamamelis Virg.* is generally a better and safer remedy. *Arnica* should not be used for persons liable to *erysipelas*.

2.—TINCTURE OF CALENDULA.—The common marigold exerts a most favourable influence in promoting the union of wounds with the least resulting scars, and with the smallest amount of suppuration. *Cuts*, whether accidental, or inflicted in operations, or injuries, in which *the flesh is much torn*, and which do not heal without the formation of matter; wounds penetrating the joints, etc. In all such cases it is preferable to *Arnica*. It controls hæmorrhage (but to a less extent than *Hamamelis*), and relieves the severest pains attending various accidents. In the late civil war, it was largely used by our American colleagues in the treatment of injuries, and with the most beneficial results. It is an invaluable remedy in *ulcers* of the lower extremities—bad legs as they are called—such as often occur in broken-down constitutions, especially in the decline of life. See also *Kali Bich.*

FORMULA.—A *lotion* may be made by adding a teaspoonful of the pure tincture to about a teacupful of water. If the bleeding is considerable, the lotion may be made much stronger.

3.—TINCTURE OF RHUS TOXICODENDRON.—It is eminently efficacious in *sprains*, wrenches, *injuries to ligaments, tendons, joints*, and the membranes investing the joints; rheumatism, when the pain is worse during rest. In old chilblains, with smarting, itching, and irritation of the skin, it may be

applied with great success. For its internal uses, see page 284.

FORMULA.—A *lotion* may be made by adding a teaspoonful of the tincture to half a tumbler of pure water.

*Rhus Liniment* is useful locally, for rubbing the parts affected with rheumatism, lumbago, etc.

### Genuine Medicines.

To obtain a beneficial action from the remedies prescribed in this manual, it is essential to procure them absolutely pure. As a safeguard, it is best to obtain them from an educated, trustworthy person, exclusively engaged as a Homœopathic Chemist. Although there are now many respectable firms in whose ability and integrity the fullest confidence may be placed, yet caution is necessary; many persons offer for sale Homœopathic medicines who have had but little pharmaceutical training, or who are chiefly occupied in preparing or selling strong-smelling drugs and other articles likely to deteriorate delicate and carefully prepared Homœopathic remedies. When domestic treatment is likely to be much resorted to, as in districts distant from a professional man, or in the cases of clergymen, missionaries, or emigrants, a medical man should be consulted, who will not only be able to direct to trustworthy persons, of whom the medicines may be obtained in their pure and most efficacious forms, but also to suggest hints as to the most useful remedies, the different dilutions, the proportionate quantities of each, etc., most likely to meet special requirements.

## PART IV.

### Clinical Directory.

THIS part being added for the first time, we may here remark that its object is to enlarge the utility of the work by prescribing for numerous diseases and conditions that could not otherwise be included in the manual, and to give at a glance an alphabetically-arranged list of affections, with some of the leading remedies that the author has found valuable.

To use this portion intelligently, a knowledge of *Materia Medica* is essential, as it is only intended to refresh the memory of the initiated. The Clinical Directory will, however, be found of great service if consulted in connexion with a good *Materia Medica*.

As far as it can be done, the remedies are arranged to follow the names of the affections in the order of their importance, or in that in which they are most likely to be required. This cannot, however, always be taken for granted; indeed, in some cases, our brief list may not include the true Homœopathic remedy at all. Individuality and idiosyncrasy may greatly modify our choice. The perfection of prescribing lies in its concentration of attention on *individuals*, and of bringing into the focus of thought, as it were, the morbid symptoms and signs present, with the various circumstances of parentage, habits of life, proclivities to diseased action, and any peculiarities which may affect the patient.

Finally, as a set-off to many short-comings in the Directory, we take the liberty of adding that it consists of prescriptions that have been largely tested and amply confirmed by clinical (*bed-side*) experience.

## Clinical Directory.

---

- Abscess:** ACUTE—Bell., Hep. S., Merc. Iod., Ars.  
 CHRONIC—Sil., Phos., Calc., Sulph.  
 MAMMARY—Bry. (*for the earliest symptoms*), Bell., Hep. S., Merc., China.
- Acid Dyspepsia** (*Heartburn*): Lyc., Carb. V., Bry., Nux V., Puls.
- After-Pains:** Sec., Coff., Puls.
- Ague:** Chin., Ars.
- Alopecia** (*loss of hair*): From GRIEF—Phos. Ac., Ign., Staph.  
 From MERCURY—Carbo Veg., Hep. S.  
 From DEBILITATING CAUSES—Chin., Ferr., Calc., Sil.  
 With FREQUENT HEADACHE—Fluor. Ac., Nit. Ac., Phos., Sep.
- Alcohol:** EXCESSIVE USE OF—Nux V., Opi.
- Amaurosis** (*complete or partial loss of vision*): Bell., Euphr., Hyos., Nux V., Chin.
- Amenorrhœa** (*absence of the monthly period*): Puls., Sep., Coni. (*chronic*), Ferr.
- Anæmia** (*deficiency or poverty of blood*): Ferr., Chin., Phos. Ac., Ars., Sil.
- Anger:** EFFECTS OF—Acon., Cham., Hyos.
- Angina Pectoris** (*breast-pang*): Acon., Ars., Dig., Samb., Verat.
- Ankles:** SWELLING OF—Ars., Ferr., Chin., Puls., Bry., Phos.  
 WEAKNESS OF—Calc., Phos., Sulph.
- Anus:** ITCHING OF—Nit. Ac., Sulph., Cin., Lyc.  
 PROLAPSUS OF—Ign., Nux V., Pod. Pelt.
- Anxiety, Care, Grief, etc.:** EFFECTS OF—Ign., Aur., Nux V.
- Aphonia** (*loss of voice*): Baryta C., Bell., Acon.  
 CHRONIC—Kali Bich., Hep. S., Phos., Carbo Veg.
- Aphthæ** (*Thrush*): Borax, Merc., Ars., Sulph.
- Apoplexy:** Acon., Opi., Bell.  
 PREDISPOSITION TO—Strict temperance in eating and drinking;  
 avoidance of excitement, heated rooms, etc.
- Appetite:** LOSS OF—Chin., Nux V., Ars., Ferr., Puls.  
 VORACIOUS OR DEPRAVED—Calc., Cin., Sil., Verat.
- Ascarides:** See Thread-Worms.
- Ascites** (*Dropsy of the Abdomen*): Apis, Ars., Dig.

- Asthma:** Acon., Ipec., Ars., Ant. Tart., Bry.  
OF CHILDREN—Samb., Ipec., Ars.
- Atrophy (*wasting*):** Iod., Calc., Phos., Ars., Puls., Sulph.  
FROM WORMS—Cin., Ant. Crud.  
OF THE TESTICLES—Coni., Iod.
- Backache (*Lumbago*):** Rhus Tox., Bry., Lyc.  
FROM EXERTION—Arn.  
FROM PAINFUL OR IRREGULAR PERIOD—Bell., Puls., Sec., Cocc.
- Baldness:** See Alopecia.
- Barber's Itch:** Ant. Crud., Cinnab., Lyc., Nit. Ac., Staph.
- Bed-Sores:** Calend. (*external use*); also Calend. or Arn. plaster.  
In bad cases the patient should be placed upon a water-bed.  
PREVENTION OF—Frequent ablutions with soap and water.
- Belching:** See Eructations.
- Bilious Attacks:** Nux V., Acon., Ipec., Ars., Bry.
- Bites and Stings:** Ledum, Rhus, Canth. (*all for external use*).
- Black-Eye:** Arn.
- Bladder:** CATARRH OF—Ammon. Mur., Ant. Crud., Puls.  
INFLAMMATION OF—Canth., Tereb., Apis., Acon.  
PARALYSIS OF—Baryta Carb., Acon., Nux. See also Urine.
- Blear-Eyes:** Puls., Merc., Euphr., Sulph.
- Bleeding:** See Hæmorrhage.
- Blindness:** See Amaurosis.
- Bloody-flux:** See Dysentery.
- Bloody Urine:** See Hæmorrhage.
- Blotches:** Ant. Crud., Graph., Lyc.
- Boils:** Bell., Sulph., Hep. S.
- Bones:** CARRIES (*decay*) OF—Phos. Ac., Sil.  
CURVATURE OF—Calc.  
EXOSTOSIS (*abnormal growth of*)—Aur., Merc. Iod.  
INFLAMMATION OF—Sil.  
PAINS IN—Merc., Aur., Mez., Ars.
- Bowels:** See Constipation, Diarrhœa, Anus, etc.
- Brain:** CONCUSSION OF—Arn.  
CONGESTION OF—Glon., Bell., Acon.  
INFLAMMATION OF—Acon., Bell., Hyos., Opi.
- Breast:** See Abscess: MAMMARY.
- Breast-Pang:** See Angina Pectoris.
- Breath:** FETOR OF—Carbo V., Nit. Ac., Spig., Merc., Aur.

- Breathing: DIFFICULT—See Asthma, Bronchitis, Croup, etc.
- Bright's Disease: Ars., Phos., Merc. Cor.
- Bronchitis: ACUTE—Acon., Kali Bich.  
 In CHILDREN—Phos.  
 In the AGED—Ant. Tart.  
 CHRONIC—Kali Bich., Hep. S.
- Bruises: Arn. (*externally*). See also Ecchymosis.
- Bunions: Verat. Vir. (*as a paint*).
- Burns and Scalds: Canth., Rhus T., Kreas.
- Cancer: Coni., Ars., Hydrast.
- Canker of the Mouth: Merc., Carbo. Veg., Nit. Ac., Ars.
- Carbuncle: Bell., Sil., Ars., Canth.
- Caries (*decay*) OF BONES—Sil., Merc., Phos. Ac., Aur., Nit. Ac.  
 OF TEETH—Kreas., Staph.
- Cataract: Coni., Phos., Cann. Sat.
- Catarrh: See Cold in the Head.
- Chancre (*a syphilitic sore*): Merc., Nit. Ac.
- Change of Life: See Menstruation.
- Chapped Hands: Arn.-, Calend.-, or Glycerine-Cerate. See also Chilblains.
- Chicken-pox: Rhus Tox.
- Chilblains: Tamus Com., Calend., or Kreas. (*ext.*), Phos., Puls.
- Child-bed Fever: See Puerperal.
- Chlorosis (*green sickness*): Ferr., Calc., Ferr. Iod., Sepia.
- Cholera: Camph., Ars., Cup., Verat.
- Chordee: Acon. (*externally and internally*).
- Chorea (*St. Vitus's Dance*): Agar., Artem., Bell., Cup., Stram.
- Cirrhosis (*a diseased contracted liver*): Phos., Merc. Cor.
- Cold in the Head: Acon., Ars., Merc., Camph. (*invasive stage*), Kali Bich. (*chronic*).
- Cold Feet: See Feet.
- Colic: Coloc. (*with diarrhœa*), Nux V., Plumb. (*constipation*).  
 LEAD—Opi., Alum.  
 MENSTRUAL—Cocc., Plat., Nux Vom., Sec.
- Concussion: Arn.
- Congestion of the Brain: Glon., Acon., Bell., Opi.  
 OF THE LIVER—Merc., Bell., Aloes., Bry.  
 OF THE LUNGS—Acon., Phos.

- Constipation**: WITH FREQUENT INEFFECTUAL EFFORTS: Nux V.  
 FROM INERTIA OF THE INTESTINES—Bry., Opi., Lyc.  
 CHRONIC—Sulph., Lyc.
- Consumption**: Phos., Ars., Ferr. Iod., Phos. Ac., Dros., Calc.  
 OF THE BOWELS—Iod., Calc., Ferr.
- Convulsions**: OF CHILDREN—Bell., Cham., Cup. (*with cramp*).  
 EPILEPTIC—Bell., Cup., Ign., Opi.  
 HYSTERICAL—Camph., Moschus.
- Corns**: Arn. (*external use*), Calc., Sulph.
- Corpulency**: See Obesity.
- Cough**: CATARRHAL—Acon., Bell., Bry.  
 CHRONIC—Kali Bich., Sulph.  
 CROUPOUS—Cup., Spong.  
 HOOPING—Ipec., Dros., Coral., Nit. Ac.  
 HYSTERICAL—Coral., Hyos.
- Courses**: See Menstruation.
- Cracks of the Lips, etc.**: Arn., Caiend., or Glycerine-Cerate.
- Cramps**: IN THE ABDOMEN—See Colic.  
 IN THE CALVES—Verat., Nux Vom., Arn. (*from fatigue*).  
 IN THE STOMACH—Nux V.
- Crick in the Neck**: Act. Rac., Bry.
- Critical Age**: See Menstruation.
- Croup**: Acon., Iod., Spong.
- Cyanosis (blue disease)**: Dig., Ars., Cup.
- Cystitis (inflammation of the bladder)**: Canth., Tereb., Apis.
- Dandriff (scurf in the head)**: Lyc., Graph., Sulph.
- Deafness**: FROM COLD—Acon., Merc., Bell., Puls.  
 FROM ENLARGEMENT OF TONSILS—Merc. Iod.  
 After MEASLES—Puls., Sulph.  
 After SCARLATINA—Bell., Hep. S.  
 After SMALL POX—Merc., Sulph.  
 FROM NERVOUS DISEASES—Phos., Phos. Ac., Chin.
- Debility**: FROM LOSS OF ANIMAL FLUIDS—Chin., Ferr., Phos.  
 NERVOUS—Phos. Ac., Ign., Mosh.
- Delirium Tremens**: Opi., Nux V., Bell., Stram.
- Dentition (difficult)**: Calc., Cham., Acon., Krea.
- Depression of Spirits**: Ign., Plat., Aur., Chin., Nux V.
- Derbyshire Neck**: Spong., Merc. Iod.
- Determination of Blood**: See Congestion.

- Diabetes** (*excessive flow of sugary urine*): Phos. Ac., Ars., Nux V.
- Diarrhœa**: FROM INDIGESTIBLE FOOD—Ant. Crud., Puls., Ipec.  
 FROM COLD—Acon., Merc., Dulc.  
 FROM WORMS—Cin., Ars.  
 WITH COLIC—Coloc., Verat.  
 NOCTURNAL—Puls., Chin.  
 SUMMER—Chin., Verat.  
 IN CHILDREN—Cham., Merc., Rheum.  
 IN THE AGED—Ant. Crud., Phos., Ars.
- Diphtheria**: Acon., Bell., Iod., Kali Permang., Merc. Iod., Ars.
- Dizziness**: Acon., Bell., Cocc., Nux V., Bry.
- Dropsy**: Apis., Dig., Ars., Bry., Chin.  
 OF THE ABDOMEN—See Ascites.  
 OF THE BRAIN—See Water in the Head.  
 OF THE CHEST—Dig., Ars., Bry.  
 OF THE EXTREMITIES—See Œdema.  
 POST-SCARLATINAL—Apis.  
 OF THE SCROTUM—Iod., Rhod.
- Drowsiness**: Opi., Acon.  
 AFTER DINNER—Lyc., Puls.
- Dysentery**: Merc. Cor., Aloes., Ipec., Ars.
- Dysmenorrhœa** (*painful period*): Actæa Rac., Cocc., Bell, Sec., Puls., Verat. See also Menstruation.
- Dyspepsia**: See Indigestion.
- Dyspnœa** (*difficult breathing*): See Breathing.
- Ear**: ACHING OF—Bell., Puls., Merc., Cham.  
 DISCHARGE FROM—Merc., Puls., Hep. S., Calc., Sulph.  
 SORENESS OF—Mur. Ac.  
 INFLAMMATION OF—Acon., Bell.  
 NOISES IN—Acon., Mosch., Nux. V., Puls., Sulph.
- Ecchymosis** (*blackness under the skin*): Arn., Rhus., Mur. Ac.
- Eczema** (*a non-contagious smarting eruption*): Ars., Calc.
- Emaciation**: See Atrophy.
- Emissions**: See Spermatorrhœa.
- Enuresis**: See Urine: INCONTINENCE OF.
- Epilepsy**: Bell., Cup., Hyos., Stram., Zinc.
- Epistaxis** (*bleeding from the nose*): Ham. (*dark blood*), Ipec. (*bright blood*), Acon., Puls. (*with suppressed or scanty period*).
- Erections**: FEEBLE, PAINFUL—Lyc., Phos. Ac.  
 SPASMODIC—Acon.

- Eructations:** Bry., Nux V., Puls., Sulph. Ac., Lyc.
- Eruptions:** See Rash, Lepra, Eczema, etc.
- Erysipelas:** Bell., Rhus., Apis., Ars., Sulph.
- Excoriations of Infants:** Arn., Calc., Lyc., Sulph. The parts may be dusted over with finely-powdered starch.  
**PREVENTIVE**—Tepid washing, followed by careful drying, morning and night.
- Eyelids:** **AGGLUTINATION** (*gumming*) OF—Merc., Calc., Sulph., Puls. See also **Ophthalmia**.
- Eyes:** **INFLAMMATION OF**—See **Ophthalmia**.  
**SORE**—Merc., Clematis, Nit. Ac., Euphr.  
**SQUINTING OF**—Bell.  
**WEAK**—Sulph., Phos., Iod.  
**WOUNDS OF**—Arn.
- Faceache:** Acon., Bell., Coloc., Spig., Staph. See also **Gumboil**.
- Fainting:** Mosch., Camph., Verat.
- Falling-sickness:** See **Epilepsy**.
- Fat:** See **Obesity**.
- Fatty Degeneration:** Phos., Ars.
- Feet:** **COLD**—Sep., Puls. (*The daily use of the skipping-rope*).  
**FETID SWEAT OF**—Petro., Nit. Ac., Silic.
- Fetor of the Breath:** See **Breath**.
- Fever:** **BRAIN**—See **Typhus**.  
**GASTRIC**—See **Typhoid**.  
**HECTIC**—Chin., Phos. Ac., Ars., Sulph.  
**INTERMITTENT**—Chin., Ars.  
**MILK**—Acon., Bry., Cham.  
**REMITTENT**—Verat. See also **Remittent Fever**.  
**RHEUMATIC**—Acon., Bry., Bell. See also **Rheumatism**.  
**SCARLET**—See **Scarlatina**.  
**SIMPLE**—Acon.  
**WORM**—Acon., Cin., Silic.
- Fistula:** Fluor. Ac., Silic.
- Fits:** See **Convulsions**, and **Epilepsy**.
- Flatulence:** Lyc., Nux V., Carbo Veg.
- Flooding:** See **Menstruation**.
- Fright:** **CONSEQUENCES OF**—Opi., Acon.
- Frog:** See **Aphthæ**.
- Frost-bite:** See **Chapped-hands**; also **Chilblains**.
- Gall-Stones:** Acon., Merc., Podoph.

- Ganglion** (*an encysted tumour on a tendon on the back of the hand or foot*): Ruta, Iod., Silic.
- Gastric Fever**: See Typhoid.
- Gatherings**: See Whitlow, Abscess, Boils, etc.
- Giddiness**: Bell., Nux V.
- Glands**: ENLARGED—Merc. Iod., Iod., Bell., Hep. S., Silic.
- Gleet**: Cinnabar, Canth., Puls., Nux V., Sulph.
- Goitre**: See Derbyshire Neck.
- Gonorrhœa**: Cann., Merc., Acon.
- Gout**: Rhod., Colch., Act. Rac., Bry.
- Gravel**: Lyc., Ant. Crud., Nux. V.
- Green Sickness**: Ferr., Puls., Coni., Sep.
- Gum-boils**: Merc., Silic.
- Gums**: SCURVY OF—Merc. Nit. Ac., Carbo. Veg., Ars., Sulph.
- Hæmoptysis** (*spitting of blood*): See Hæmorrhage.
- Hæmorrhage**: From the BLADDER—Canth., Tereb.  
 From the BOWELS—See Piles.  
 From the LUNGS—Ipec., Ham., Phos.  
 From the NOSE—Acon., Ipec., Ham.  
 From the STOMACH—Nit. Ac., Ipec., Bry.  
 From the WOMB—Croc., Sec., Plat., Ipec.
- Hæmorrhoids**: See Piles.
- Hands**: MOISTURE OF—Fluor. Ac.
- Hair**: LOSS OF—See Alopecia.
- Headache**: CATARRHAL—Acon., Bell., Merc.  
 CONGESTIVE—Glon., Bell.  
 BILIOUS—Ipec., Ant. Crud., Nux V., Puls.  
 NERVOUS (*in one-half of the head*)—Ign., Aur., Coff., Cham.,  
 Acon., Spig.  
 SICK—Ipec., Puls., Nux. V., Bell.  
 RHEUMATIC—Acon., Bry., Nit. Ac.
- Heart**: DISEASE OF—Cact. G., Dig., Naja., Acon.  
 PALPITATION OF—Mosch., Acon., Cact. G., Nux M.  
 RHEUMATISM OF—Spig., Bry., Cact. G., Act. Rac.
- Heartburn**: Puls., Bry., Carbo Veg.
- Hectic Fever**: Chin., Phos. Ac., Ars., Sulph.
- Hiccough**: Ign., Nux. V., Acon., Sulph. Ac.
- Hip-joint Disease**: Phos., Silic., Calc. C., Ars,

**Hoarseness:** Baryta C., Phyto. Dec., Hep. S., Phos., Spong.  
See also **Aphonia**.

**Hooping-Cough:** Ipec., Dros., Coral., Cup., Verat.

**Hypochondriasis:** Aur., Arg. M., Ign., Nux. V.

**Hysteria:** Ign., Plat., Asa., Hyp. per., Valer.

**Hysteric Convulsions:** Camph., Mosch.

**Impotence:** Phos., Agnus C., Ferr., Baryta C., Nux. V., Chin.

**Incontinence of Urine:** See **Urine: INCONTINENCE OF**.

**Indigestion:** ACUTE—Acon., Ipec., Puls., Nux. V., Bry.

CHRONIC—Kali Bich., Hep. S., Carbo Veg., Sulph.

IN CHILDREN—Cham., Puls.

IN THE AGED—Ant. Crud., Kali Bich.

FROM COLD—Acon., Ars., Merc.

FROM FAT OR RICH FOOD—Ant. Crud., Puls.

FROM ANXIETY, GRIEF, etc.—Ign., Chin.

**Infants:** SCREAMS OF—Cham., Jal., Acon.

SORENESS OF—See **Excoriations**.

RESTLESSNESS OF—Cham., Coff.

**Inflammation:** of the **BLADDER**—See **Bladder**.

Of the **BRAIN**—See **Brain**.

Of the **BOWELS**—Acon., Bell., Coloc., Ars.

Of the **EAR**—See **Ears**.

Of the **EYES**—See **Ophthalmia**.

Of the **KIDNEYS**—Canth., Tereb., Acon.

Of the **KNEE**—Puls., Bry.

Of the **LIVER**—Acon., Bry., Merc. C.

Of the **LUNGS**—Phos., Acon., Bry., Chel. Maj.

Of the **PLEURA**—Bry., Iod.

Of the **STOMACH**—Acon., Ars., Bell., Phos.

**Influenza:** Acon., Ars., Camph. (*the chill stage*).

**Itching of the Anus:** See **Anus**.

Of the **SKIN**—Arg. Nit., Mez., Sulph., Ars.

**Jaundice:** Acon., Merc., Chel. Maj., Ars., Phos. (*malignant*),  
Chin., Nux. V.

**Joints:** PAIN IN—Acon., Arg. M.

SWELLING OF—Iod., Puls., Calc. C., Silic.

**Kidneys:** INFLAMMATION OF—Canth., Tereb., Acon.

**Knee:** See **INFLAMMATION**, and **SWELLING**.

**Labour-pains:** Cham., Puls., Coff.

FALSE—Acon., Puls., Bry., Nux. V.

**Lead-colic:** Opi., Alum., Bell., Sulph. Ac.

- Legs:** SWELLING OF—See **Œdema**.
- Lepra** (*circular scaly patches on the skin*): Ars., Merc., Sulph.
- Leucorrhœa:** Sep., Cocc., Puls., Calc. C., Silic., Krea. (*corrosive*), Coni. (*chronic*). Also frequent ablutions, moderate exercise in the open air, sufficient rest, and nutritious, digestible diet.
- Liver:** ENLARGEMENT OF—Merc. Iod.  
INFLAMMATION OF—See **Inflammation**.  
TORPID—Merc.
- Liver-Complaint:** Nux V., Sulph., Nit. Ac., Phos.
- Liver-Spots:** Borax, Sulph.
- Lock-jaw:** Bell., Arn., Acon., Nux. V.
- Looseness of the Bowels:** See **Diarrhœa**.
- Lowness of Spirits:** See **Hypochondriasis**.
- Lumbago:** Act. Rac., Bry., Lyc., Rhus Tox. (*chronic*).
- Lungs:** See **Inflammation of**; also **Consumption**.
- Marasmus:** Iod. See also **Atrophy**.
- Masturbation:** EVILS OF—See **Spermatorrhœa**.
- Measles:** Puls., Bry., Bell., Acon., Sulph.
- Megrim:** See **Headache**, **NERVOUS**.
- Melancholia:** Aur., Ign., Plat., Phos., Zinc. See also **Hypochondriasis**.
- Memory:** WEAKNESS OR LOSS OF—Anac. Or., Zinc., Phos. Ac.
- Menstruation** (*the monthly period*): DELAY OF THE FIRST—  
Ferr., Puls., Sep., Phos.  
IRREGULAR—Sep., Puls., Sulph.  
PAINFUL—Act. Rac., Cocc., Croc., Bell., Cham., Verat.  
EXCESSIVE—Croc. (*dark and clotted*), Sec., Sab. (*bright red*),  
Acon., Calc. C., Ipec., Chin. (*after excessive discharge*).  
SCANTY—Sep., Puls., Coni., Sulph.  
SUPPRESSED—Acon., Puls., Bell., Coni. (*chronic*), Sep., Plat.  
*Sudden suppression requires, in addition to one of the remedies quoted, a hot hip-bath, after which the patient should retire to a warmed bed.*
- RECURRING TOO EARLY (*in less than a month from commencement of previous period*)—Calc. Carb., Ign., Krea. (*offensive discharge*), Sec.
- RECURRING TOO LATE—Puls., Phos., Plat., Ferr., Sep.
- VICARIOUS—Ham. V., Bry., Puls., Phos.
- TOO SHORT DURATION—See **SCANTY**.
- TOO LONG DURATION—See **EXCESSIVE**.
- Mesenteric Disease:** See **Consumption of the Bowels**,

- Mercury:** FOR EFFECTS OF LARGE DOSES OF—Nit. Ac., Hep. S., Carbo Veg.
- Milk:** SUPPRESSED OR SCANTY—Puls., Acon. (*with fever*), Bell. (*with brain symptoms*).  
TOO ABUNDANT—Calc. C., Chin. (*with debility*).
- Milk-Fever:** Bry., Acon.
- Milk-scab** (*Vesicular eruption on the face of infants*): Rhus Tox., Sulph.
- Miscarriage:** Sec., Croc., Ipec.  
THREATENED—Acon., Bell., Sab., Arn., Sec. At the same time the patient should lie down on a mattress, in a cool, well-ventilated room, till all danger is past.  
PREVENTION OF—Calc. Carb., Sec., Act. Rac., Chin.
- Moles:** Carbo. Veg., Sulph., Calend. (*ext. use*).
- Monthly Period:** See Menstruation.
- Morning Sickness:** Krea., Ipec., Nux V., Puls.
- Mosquitos:** STINGS OF—Ledum (*external use of*). If a sting of a mosquito or wasp remains in the skin, the open end of the tube of a small key should be pressed firmly over the part.
- Mouth:** SORE—See Aphthæ; Also Canker.
- Mumps:** Merc. Iod., Bell.
- Nævus** (*a natural mark or blemish*): Thuja.
- Nausea:** Cocc., Lob., Tabacum.
- Neck:** CRICK IN THE—Bry., Act. Rac., Acon.  
STIFFNESS OF—Bell., Bry., Lyc.
- Nervous Debility:** See Debility.
- Nervousness:** See Hysteria; Also Hypochondriasis.
- Nettle-rash:** Apis, Rhus Tox., Ant. Crud.
- Neuralgia:** In the FACE—Acon., Coloc., Nux V., Spig., Staph.  
In the HEAD—Bell., Nux V.  
In the BACK—Nux V., Oxal. Ac.  
In the LEG (*sciatica*)—Coloc., Ars.
- Night-mare:** Nux V., Puls. A light diet, out-of-door exercise, and a sponge bath daily, are recommended; at the same time avoiding suppers, stimulants, and fatigue.
- Night-sweats:** Chin., Ars., Phos. Ac. See also Hectic.
- Nipples:** SORE—Arn. (*externally*), Sulph.
- Nose-bleed:** Acon., Ipec., Ham. V., Puls. (*in women*), Chin. (*in weak persons*).
- Nose:** SORE—Ars., Ant. Crud., Sulph.

- Numbness and Tingling** : Rhus, Acon., Nux V., Arg. Nit.  
**Obesity** (*excessive accumulation of fat*) : Calc. C., Sulph., Ars.  
**Œdema** (*watery fluid under the skin*) : Chin., Ferr., Apis., Ars.  
**Onanism** : EVILS OF—See **Spermatorrhœa**.  
**Ophthalmia** : CATARRHAL—Acon., Merc., Sulph., Euphr.  
     CHRONIC—Clematis Erect., Calc. C., Sulph.  
     After MEASLES—Puls., Sulph.  
     After SCARLATINA—Bell., Hep. S.  
     After SMALL-POX—Merc., Sulph.  
     SCROFULOUS—Calc. C., Iod., Graph., Hep. S.  
     SYPHILITIC—Merc. Cor., Nit. Ac., Aur., Thuja, Euphr.  
     In INFANTS—Arg. Nit., Calc. C., Sulph.  
**Orchitis** (*inflammatory swelling of the testicle*) : Puls., Spong.,  
     Aur., Acon.  
**Pains** : See Neuralgia, Rheumatism, etc.  
**Painters' Colic** : See Colic.  
**Palpitation** : Mosch. (*nervous*), Acon., Bell., Cact. G., Spig.  
**Period** : See Menstruation.  
**Paralysis** : Baryta C., Arg. Nit., Nux V., Rhus, Plumb.  
**Perspire** : TENDENCY TO—Chin., Verat., Carbo Veg. See Sweat.  
**Photophobia** : (*intolerance of light*) : Bell., Euphr., Calc., Ign.  
**Phthisis** : See Consumption.  
**Piles** : Sulph., Ham. V., Collinsonia, Aloes, Nux V.  
**Pimples** : Kali Bich., Ant. Crud., Hep. S.  
**Pleurisy** : Acon., Bry., Iod.  
**Pneumonia** (*Inflammation of the Lungs*) : Phos., Chel. Maj.,  
     Acon., Bry.  
**Polypus** : Merc. Iod., Kali Bich., Teucr.  
**Prolapsus** : Of the ANUS—Ign., Nux. V.  
     Of the WOMB—Stann., Bell., Sepia, Nux V., Sulph.  
**Prostatitis** (*Inflammation of the prostate gland*) : Thuja, Puls.  
**Prostration** : See Debility.  
**Proud-flesh** : Silic., Fluor Ac.  
**Puerperal** (*child-bed*) **Fever** : Bry., Bell., Acon.  
**Purple Rash** : Bell., Cham., Calc. C.  
**Prurigo** (*a papular eruption, with intolerable itching*) : OF THE  
     ANUS—Nit. Ac., Sulph.  
     Of the PUDENDI—Acon., Sep., Lyc., Sulph.  
     Of the SCROTUM—Petro., Merc. Cor., Nit. Ac. Also frequent  
     ablutions with tepid or cold water.

Quinsy: Bell., Baryta Carb., Merc. Iod., Kali Permang. (as a gargle, gr. vi ad aq. dis.  $\frac{3}{8}$ viii.).

Rash: DURING TEETHING—Cham., Ant. Crud. (*with diarrhœa*), Ars. (*with prostration*).

Red-gum (*Infant Rash*): Ant. Crud., Bry., Cham.

Relaxed Bowels: See Diarrhœa.

Relaxed Throat: Kali Bich., Hep. S., Baryta Carb., Phyto., Phos.

Remittent Fever: INFANTILE—Verat., Ars., Ipec., Chin.

Retention of Urine: Canth., Nux V., Opi., Acon.

Restlessness of Children: Coff., Cham., Acon.

Rheumatic Fever: See Fever.

Rheumatism: Of the BACK—See Lumbago.

Of the CHEST (*intercostal muscles*)—Rhod. Chrys., Bry., Arn.

Of the HEART—Act. Rac., Cact. G.

Of the JOINTS—Ruta., Bry., Rhus., Act. Rac.

Of the NECK—Rhod. Chrys., Bry.

CHRONIC—Rhus Tox., Arn., Sulph., Rhod. Chrys.

Rickets: Silic., Calc. C., Sulph. Also out-door air, cold salt-water baths, and a spoonful of pale cod-liver oil twice a day.

Ringworm: Rhus Tox., Sep., Sulph., Lyc., Ant. C., Merc.

Rush of Blood: See Congestion.

Salivation: FROM MERCURY—Nit. Ac., Iod., Hep. S.

NON-MERCURIAL—Merc.

Scabies (*the Itch*): Sulph. (*externally and internally*).

Scald-head: Ant. Crud., Lyc., Calc. Phos., Ars., Sulph.

Scalds: See Burns.

Scarlatina: SIMPLE—Bell., Sulph. (*convalescence*).

With THROAT AFFECTION (*anginosa*)—Merc., Apis.

MALIGNANT—Ars., Mur. Ac., Carbo Veg.

PREVENTIVE—Bell. (*strong tincture*).

Sciatica: Coloc., Rhus Tox.

Scorbutus (*Scurvy*): Merc., Nit. Ac., Carbo Veg., Ars.

Screams of Infants: Cham., Acon., Jal.

Scrofulous Affections: Iod., Calc. C., Phos., Sulph.

Scurvy of the Gums: See Gums.

Sea-sickness: Cocc., Petrol.

Shingles: Rhus Tox., Sulph.

Sick-headache: Ipec., Puls., Nux V.

- Sickness: Ipec. (*simple*), Puls. (*from rich food*), Nux V. (*from alcohol*). See also Vomiting.
- MORNING—Krea., Ipec., Puls., Ars.
- GREEN—Ferr., Chin., Puls., Sep.
- Skin: ITCHING OF—Arg. Nit., Sulph., Ars., Mez. See also Excoriations, Prurigo, Scabies, etc.
- Sleepiness: Opi., Acon., Lyc.
- Sleeplessness: Coff., Bell., Ign., Acon.
- Small-pox: Ant. Tart., Merc., Bell., Bry., Sulph.
- Smell: Loss of—Puls., Merc., Acon., Calc. C.
- Sneezing: From a COLD—Merc., Ipec., Acon., Ars.
- Sore Eyes: Merc., Clematis, Nit. Ac., Sulph., Calc. C.
- Sore Throat: Bell., Merc., Kali Permang. (*as a gargle*).
- Soreness of Infants: See Excoriations.
- Spasms and Cramps: Camph., Verat., Coloc.
- Spermatorrhœa: Argent. Met., Phos., Chin., Ferr., Phos. Ac., Staph.
- Spitting of Blood: See Hæmorrhage.
- Sprains: Rhus Tox., Arn., Ruta.
- Squinting: Bell., Hyos.
- Stammering: Hyos., Bell.
- St. Anthony's Fire: See Erysipelas.
- Sterility: Phos., Plat., Coni., Baryta C., Cann., Calc. C., Sepia, Sulph., Borax.
- Stiff-neck: Bry., Act. Rac.
- Stings: Led. (*externally*). See Mosquitos; also Bites.
- Stitches in the Chest: Bry., Acon., Phos.
- Stomach: ACIDITY OF—Lyc., Puls., Bry., Nux V., Carbo Veg.  
INFLAMMATION OF—Acon., Ars., Bell., Phos.
- Stone and Gravel: Lyc., Nux V., Calc. C.
- Stricture of the Urethra: Nux V., Acon., Canth.
- St. Vitus's Dance: Agaricus, Artemisia Vul., Bell., Cup. M., Stram., Zinc.
- Stye: Puls., Sulph.
- Summer-complaint: Chin., Bry., Ant. Crud.
- Sunstroke: Camph., Bell., Glon.
- Suppuration: Silic., Hep. S.

**Sweat** : Phos. Ac., Phos., Samb., Verat., Calc. C., Sulph.

FETID, UNDER THE ARMS—Petrol., Carbo Veg.

TENDENCY TO—Chin., Verat., Carbo Veg. See also Night-sweats.

**Sweaty Feet and Hands** : Petro., Silic., Nit. Ac., Fluor Ac.

**Swellings** : DROPSICAL—Apis, Ars.

GLANDULAR—Merc., Bell., Hep. S., Calc. C.

Of the FACE—Merc. (*from Gum-boil*); Bell., or Cham. (*from Toothache*); Apis (*from Erysipelas*).

Of the FEET (*Edema*)—Ferr., Ars., Apis, Dig., Chin.

Of the JOINTS—Iod., Bry., Puls.

WHITE—Bry., Iod., Silic., Calc. C.

**Syphilis** : Merc., Thuja, Nit. Ac., Arg. Nit., Aur.

**Tape-Worm** : Fil. mas., Kous., Sabad., Cin., Sulph.

**Taste Altered** : Puls., Merc.

**Teeth** : See Toothache and Dentition.

**Testicles** : ENLARGEMENT OF—Puls., Spong., Aur., Arn., Acon.

*Also the use of a suspender.*

WASTING OF—Coni., Iod.

**Tetters** : Calc., Graph., Sulph.

**Thread-Worms** : Cina, Teucrium.

**Throat** : SORE—Bell., Merc., Hep. S., Puls.

**Thrush** : Borax, Merc., Ars., Sulph.

**Tic-douloureux** : See Neuralgia.

**Tongue** : COATED—Ant. Crud. (*milky-white*), Kali Bich. (*yellowish*), Puls. (*roughish white*).

SWOLLEN—Mur. Ac., Bell., Merc.

ULCERATED—Merc., Nit. Ac.

**Tonsils** : ENLARGED—Merc. Biniod., Bell.

INFLAMED—See Quinsy.

**Toothache** : Acon., Bell. (*congestive*), Puls.

FROM DECAYED TEETH—Krea., Merc., Staph.

NERVOUS—Coff., Cham., Ign.

OF CHILDREN—Cham.

OF PREGNANCY—Bell., Nux V., Coff., Cham.

**Tremors** : NERVOUS—Acon., Ign., Chin.

**Tuberculosis** (*the condition of the body in which tubercles are deposited*) : Iod., Phos., Calc. C., Ferr. Iod.

**Tumours** : See Swellings.

**Typhoid and Typhus Fever** : See Fever.

- Ulcers**: Silic., Kali Bich. (*internal and external use*), Lyc.  
 In the LEG—Bell., Ars., Merc. (*sypilitic*), Hyd. Can. (*internal and external use*).
- Urine**: BLOODY—Canth., Tereb.  
 BURNING OR SCALDING—Canth., Cann. Sat.  
 PAINFUL PASSAGE OF—Apis., Canth., Lyc., Nux V.  
 INCONTINENCE OF—Lyc., Bell., Cin. (*from worms*), Phos. Ac.,  
 Gel. S. (*in the aged*).  
 RETENTION OF—Canth., Nux V., Opi.
- Varicose Veins**: Ham. V., Puls., Fluor. Ac.
- Voice**: LOSS OF—See Aphonia.
- Vomiting**: FROM INDIGESTIBLE FOOD—Ant. Crud., Puls., Ipec.  
 OF BLOOD—Ipec., Nit. Ac., Ham. V.
- Walking**: DELAY OF THE POWER OF—Calc. C., Phos.
- Wakefulness**: Coff., Bell.
- Warts**: Thuja, Rhus Tox., Nit. Ac., Sulph.
- Wasting**: See Atrophy.
- Water-brash**: Lyc., Nux V., Carbo Veg.
- Water**: In the CHEST—Apis M., Ars., Dig., Bry.  
 In the HEAD—Hell., Bell., Apis.
- Watery Blood**: Ferr., Chin., Phos., Sep. See also Anæmia.
- Weakness**: See Debility.
- Wetting the Bed**: See Urine: INCONTINENCE OF.
- Whites**: See Leucorrhœa.
- White-swelling**: Of the KNEE—Bry., K. Hydriod.
- Whitlow**: Silic., Fluor Ac. See also Abscess and Boils.
- Whooping-cough**: See Hooping-cough.
- Wind**: See Flatulence.
- Worms**: THREAD—Cin., Teucrium.  
 LONG ROUND—Merc., Spig., Sulph.  
 TAPE—Fil. Mas., Cin., Sulph., Kous.
- Wounds**: Ham. V., Calend., Arn. (*all external use*).
- Wry-neck**: Acon., Bell., Bry.
- Zona** (*Shingles*): Rhus Tox., Sulph., Lyc.

## INDEX.\*

For "HINTS TO THE READER," see pages 9-10.

- Abdomen, distended, 76, 172  
 Ablutions in fevers, 68  
 Accessories in fevers, 67-73  
 Aching of the teeth, 206-210  
 Accidents, 238-254  
 Acid dyspepsia, see "Heartburn;" also "Gout"  
 Aconitum, uses of, 271-2  
 Advantages of Homœopathy, 26-37.  
 Adhesion of wounds, 240  
 After-consequences of Measles (Sequelæ), 88  
 After-consequences of Scarlatina (Sequelæ), 85  
 Aged, Constipation in the, 165  
 Ague, 74-8  
 Ague-cake, 77  
 Air, value of good, 47-8, 73, 93, 130  
 Alcohol, poisoning by, 251  
 Alternation of medicines, 56-7  
 Alps, their deep and narrow valleys, 46  
 Anasarca (dropsy), 85  
 Anger and passion, effects of, 261  
 Anginosa, scarlatina, 82  
 Angina membranacea, 113  
 Antidotes, 286  
 Antimonium Crudum, 272-3  
 Antimonium Tart., 273  
 Anus, prolapsus of, 177-8  
 Apartment for the sick, 67  
 Aphthæ (thrush), 128, 198-201  
 Apoplectic headache, 181  
 Appetite, loss of, see "Indigestion"  
 Arm, broken, 249  
 Arnica, caution in use of, 287  
 ——— for internal use, 273-4  
 ——— for external use, 286  
 ——— baths, 244  
 Arsenic, poisoning by, 251  
 Arsenicum, uses of, 274  
 Arterial bleeding, 241  
 Arteries, tying of, 239, 241  
 Artesian wells, 50  
 Ascaris Vermicularis, 169  
 Asiatic cholera, 159-162  
 Asthenia (exhaustion), 64  
 Asthma, 119-121  
 Atmospheric influences in consumption, 131-2  
 Aura epileptica, 184  
 Auscultation (to listen), 128  
 Australia, as a residence for the consumptive, 131-2  
 Back, pain in, 255, 258  
 Bad breath, 196-8  
 Ball-room exercise, 42  
 Bark, 77  
 Baths, 38-41  
 ——— arnica 244  
 ——— hot foot, 101  
 ——— warm, 203-4  
 Bathing, 38-40, 130

\* Many diseases not included in this index are referred to in the "Materia Medica;" also in the "Clinical Directory" contained in all but the shilling edition of this book.

For diseases not referred to in this index, consult the "Materia Medica;" also the "Clinical Directory" contained in all but the shilling edition of this book.

- Battle of life, 135  
 Beard, cultivation of, 105-6, 125-6  
 Bed, wetting the, 263-4  
 Bed-rooms should be airy, 47-8  
 ————— for the sick, 67-73  
 Bed-sores, prevention of, 68  
 Beef-tea, 70  
 Belladonna, uses of, 274-5  
 Belly, swollen, 76, 172  
 Beverages for the sick, 69, 109  
 Bilious headache, 183  
 Biliousness, 146  
 Black eye, prevention of, 242  
 Bladder, bleeding from, 234-5  
 Bleeding, how to stop, 229, 240  
 ————— from the lungs, 228  
 ————— nose, 231-3  
 ————— rectum (lower  
     bowel) 237  
 ————— stomach, 228  
 ————— womb, 236-7  
 ————— wounds, 239, 240  
 ————— urinary organs,  
     234-5  
 ————— piles, 174-177  
 Blistered feet from walking, 244  
 Bloodshot eye, 190  
 Blood-vessel, rupture of, 228  
 Bloody-flux, 155-9  
 ————— urine, 234-5  
 Blows, see "Bruises"  
 Boils, 219-220  
 Boots, thin-soled, 43  
 Bones, broken, 247-9  
 Bowels, confined, 162-9  
 ————— relaxed, 151-5  
 ————— in children, 154  
 ————— protrusion of the lower,  
     177-8  
 Brain, affections of the, on the  
     increase, 178-180  
 Brain-fever, 64  
 Bread, brown, 167-8  
 ————— new-baked, 140  
 Breath, offensive, 196-8  
 Breath, shortness of, 119, 122,  
     125, 127-8  
 Breathing, organs of, 98-133  
 ————— how to restore suspend-  
     ed, 252-4  
 Broken bones, 247  
 ————— arm, 249  
 ————— leg, 249  
 ————— ribs, 249  
 Bronchitis, 121-4  
 ————— chronic, 125-6  
 Bronchocele (Derbyshire neck),  
     213-4  
 Bruises, 242  
 Bryonia alba, uses of, 275  
 Burns and scalds, 244-7  
 Business, effects of, on health,  
     38, 135, 178-180  
 Buzzing in the ears, 195  
  
 Calcarea, uses of, 275-6  
 Calendula, uses of, 287  
 Camphor, uses of, 276  
 Cantharides in burns, 245  
 Cantharis, 263, 265  
 Carbo Vegetabilis, uses of, 276-7  
 Carious teeth, 206-210  
 Carriage-exercise, 42  
 Catarrh, see "Cold in the head"  
 Catarrhal ophthalmia, 187  
 Catheter, 265  
 Chamomilla, uses of, 277  
 Chapped-hands, 220  
 Chest, diseases of, 98-133  
 Chicken-pox, 95  
 Chilblains, 220-2  
 Children, adaptation of Homœo-  
     pathy to, 34-5  
 CHILDREN'S DISEASES—  
     Bleeding of the nose, 231  
     Bronchitis, 121-4  
     Chicken-pox, 95  
     Clothing, often insufficient,  
         43-5  
     Convulsions, 203-6

For diseases not referred to in this index, consult the "Materia Medica;" also the "Clinical Directory" contained in all but the shilling edition of this book.

- CHILDREN'S DISEASES (*contd.*)—  
 Croup, 113-6  
 Diarrhœa, 151-5  
 Hooping-cough, 109-113  
 Measles, 86-90  
 Mumps, 212  
 Protrusion of the bowel, 177-8  
 Ringworm, 225-6  
 Running from the ears, 194  
 Scarlatina, 79-86  
 Teething, 201-3  
 Thrush, 198-201  
 Toothache, 206-10  
 Wetting the bed, 263-4  
 Worms, 169-174  
 China, uses of, 277-8  
 Cholera, Asiatic, 159-162  
 ——— prevention of an attack, 161-2  
 ——— success of Homœopathic treatment of, 28-9  
 Chronic bronchitis, 125-6  
 ——— rheumatism, 257  
 Chyle, 134, 170  
 Cina, uses of, 278  
 Circulation, how to restore, 254  
 Cirrhosis, 149  
 Cleanliness in the sick room, 63  
 Clergyman's sore throat, 104-6  
 Clothing, 43-4, 102, 109  
 ——— of children, 43-5  
 Cocoa, 58, 140, 158  
 Cod-liver oil, 129, 226  
 Coffœa, uses of, 278  
 Cold in the head, 98-102  
 ——— prevention of, 101  
 Cold-bath, 38-40, 104, 109, 130, 140, 167, 264  
 Cold-compress, 158  
 Cold stage of ague, 74  
 ——— water, 48-50  
 Colic, 144-6  
 ——— painters', 145  
 Colliquative diarrhœa, 151  
 Colocynth, uses of, 278  
 Coma (morbid drowsiness), 64  
 Compound fracture, 247  
 Compress for the bowels, 158  
 ——— for the throat, 106  
 Concussions, 274. See also "Bruises"  
 Confined bowels, 29, 162-9  
 Confluent smallpox, 87-91  
 Continued fever, 63-73, 159  
 Consequences of measles, 88  
 ——— scarlatina, 85  
 Constipation, 29, 162-9  
 ——— in children, 206  
 ——— in old age, 165  
 Consumption, 126-133  
 Contusions (bruises), 242  
 Convalescence, 71  
 Convulsions, 203-6  
 Correspondents, 6-7  
 Corn-plasters, 224  
 Corns, 223-4  
 Coryza, see "Cold in the head"  
 Costiveness, see "Constipation"  
 Cotton wool in burns, 245  
 Cough, 106-9  
 ——— hooping, 109-113  
 Crabs, indigestible, 139  
 Cramps, see "Camphor," "Veratrum," etc.  
 Crepitus of broken bones, 247  
 Crick in the neck, 255  
 Cricket-ground exercise, 42  
 Cretinism, 46, 213  
 Croup, 113-6  
 Cupping, 31-2  
 Cutaneous diseases, 214-226  
 Cuts, 242-3  
 Cutting the teeth, 201-3  
 Deafness, 194-6  
 Debility, see "Arsenicum," "China," "Phosphorus," etc.  
 Decayed teeth, 206-210  
 Deformities, 46  
 Dentition, 201-3

For diseases not referred to in this index, consult the "Materia Medica;" also the "Clinical Directory" contained in all but the shilling edition of this book.

- Depression of spirits, 267  
 Derbyshire-neck, 213-4  
 Diarrhœa, 151-5  
 ——— of children, 154-5  
 Diathesis, hæmorrhagic, 237-8  
 Diet, hints on, 57-60  
 ——— for the dyspeptic, 139  
 ——— in acute disease, 59  
 Difference between gout and rheumatism, 259  
 Difficult breathing, see "Asthma" and "Bronchitis"  
 Digestion, 134  
 Digestive organs, diseases of, 134-178  
 Directions about medicines, 54-7  
 Discharge from the ears, 194  
 Discovery of Homœopathy, 18  
 Diseases of children, see under "Children"  
 Dizziness, 181-3  
 Domestic Homœopathy, 3-4  
 ——— practitioners, 270  
 Dose and its repetition, 55-6  
 Doses, small, 21  
 Dram-drinking, 149  
 Dress, 43-5  
 Dropping tinctures, 54  
 Dropsy after scarlatina, 85  
 Drosera, uses of, 278  
 Drowned persons, how to restore, 252  
 Drugs, injurious, 60, 135, 163  
 Drum of the ear, 85  
 Ducks unclean animals, 171  
 Dulcamara, uses of, 278-9  
 Dysentery, 155-9  
 ——— prevention of, 158  
 Dyspepsia, see "Indigestion"  
 Dyspnœa, see "Breath"  
 Earache, 192-3  
 Ears, discharge from, 194  
 ——— inflammation of, 192-3  
 Ear wax, 195  
 Early habits, 38, 135  
 Economical treatment, 26-7  
 Emaciation, see "Calcarea"  
 Emetic, a convenient, 251  
 Emissions, 266-9  
 Enema, see "Injections"  
 Enteritis, 144  
 Entozoa, 171  
 Enuresis, 262-4  
 ——— nocturnal, 263  
 Ephemeral fever, 61  
 Epilepsy, 183-7  
 Epistaxis (Bleeding from the nose), 231-3  
 Erysipelas, 96-8  
 Eustachian tubes, 85  
 Evening walk, 43  
 Exanthemata (eruptive fevers 78-98  
 Excesses to be shunned, 132, 135  
 Exercise, article on, 41-3  
 ——— out-door, 38, 109, 130, 150, 154, 217  
 Expectoration of smokers hurtful, 59  
 Experience, appeals to, 22  
 Experimental practice, 35  
 Expiration, how to produce artificial, 253  
 External remedies, 53, 286, 288  
 Eye—black, 242  
 ——— bloodshot, 190  
 ——— foreign bodies in, 191-2  
 ——— inflammation of, 187-190  
 Eyelids, stye on the, 191  
 Faceache, 206-210  
 Facts, Homœopathy based on, 20-1  
 Falling-sickness, 183-7  
 False membrane, 114  
 False pleurisy, 255-6  
 Faintness arrests bleeding, 230  
 232

For diseases not referred to in this index, consult the "Materia Medica;" also the "Clinical Directory" contained in all but the shilling edition of this book.

- Faith in Homœopathy, 22-4  
 Farinaceous food, 200  
 Farmers and Homœopathy, 23  
 Fatigue, 244  
 Feet blistered from walking, 244  
 Ferment in the blood, 79  
 Fetid breath, 196-8  
 Fever, intermittent, 74-8  
 ——— scarlet, 79-86  
 ——— simple, 61-3  
 ——— typhoid and typhus, 63-73  
 Fevers, general management of, 67-73  
 ——— prevention of, 72-3  
 Finger, gathering of, 224  
 Fish, poisoning by, 251-2  
 Flannel in Rheumatism, 257  
 Flatulence, 146  
 Flint in the eye, 191-2  
 Flooding, 236-7  
 Flour, in burns, 246  
 Flux, bloody, see "Dysentery"  
 Food, see "Diet"  
 Foot-bath, hot, 101  
 Foreign bodies in the eye, 191-2  
 Fracture of bones, simple and compound, 247-9  
 Fresh air, 47-8  
 Fright, effects of, 182, 262  
 Frog (thrush), 198-201  
 Furuncles, see "Boils"
- Gall-stone, 147  
 Gangrene, 196  
 Gardening, 42, 150  
 Gastric fever, 64  
 Gatherings, 224  
 Genuine medicines, 288  
 Giddiness, etc., 181-3  
 Globules, 51  
 ——— story of, 25-6  
 Globus Hystericus, 279  
 Glycerine cerate, 246  
 Goitre, 46, 213-4
- Gonorrhœa, 281  
 Gonorrhœal ophthalmia, 187  
 Gout, 258-260  
 Great fire in London, 158-9  
 Grief, effects of, 182, 261  
 Gum-water, 69
- Hæmatemesis, 228-230  
 Hæmaturia, 234-5  
 Hæmoptysis, 228-230  
 Hæmorrhoids, 174-7  
 Hæmorrhage, vicarious, 230, 231  
 Hæmorrhages (losses of blood), 227  
 Hæmorrhagic diathesis, 237-8  
 Hahnemann, 18, 272  
 Half-holiday movement, 180  
 Hands, chapped, 220  
 Hardness of hearing, 194  
 Headache, 178, 183  
 ——— sick, 183  
 Head diseases, 178-187  
 ——— on the increase, 178-180  
 ——— cold in the, 98-102  
 Health, hints on, 38-50  
 ——— importance of, 7-8  
 ——— medicines in, 24  
 ——— observations on, 38, 50  
 Heart, inflammation of, in Rheumatism, 255  
 ——— palpitation, 260-2  
 Heartburn, 146  
 Hepar Sulphur, uses of, 279  
 Hepatitis (inflammation of the liver), 148, 151  
 ——— chronic, 150  
 Hernia, strangulated, 249  
 Hiccough, 135  
 Hints on health, 38  
 ——— to the reader, 9-10  
 History of Homœopathy, 18  
 Hoarseness, 103-4  
 ——— Clergyman's, etc., 104-6

For diseases not referred to in this index, consult the "Materia Medica;" also the "Clinical Directory" contained in all but the shilling edition of this book.

- Homœopathic medicines, why they act in disease and not in health, 24-6
- Homœopathy, advantages of, 26-37
- and diet, 57-60
- its future, 36-7
- its history, 17, 26
- its influence, 19
- its progress and opposition, 5-6
- its success, 27
- Hooping-cough, 109-113
- Horseback exercise, 42, 150
- Hot food, 209
- Hot foot-bath, 101
- Hours for taking medicine, 55
- Hunting exercise, 42
- Hydatids, 171
- Hygiene, 38-50
- Hysteria and Hæmorrhage, 237
- Hysterical headache, 182
- palpitation, 262
- Ice-bags in sea-sickness, 144
- Ice-eating and toothache, 209
- Icterus (Jaundice), 147-9
- Idiocy, 46
- Ignatia, uses of, 279
- Incised wounds, 238
- Incontinence of urine, 262-3
- Indigestion, 134-140
- Infantile convulsions, 203-6
- Infants' food, 200, 206
- Inflammation of the bronchial tubes, 121
- ears, 192-3
- eyes, 187-190
- liver, 148-151
- lungs, 116
- Inflammatory croup, 113
- Influenza, 102-3
- Inhalation of steam, 124, 212
- Injections, 145, 168, 173
- Inspiration, how to produce artificial, 252
- Internal remedies, 271-286
- Intus-susception (stricture of the bowels), 145
- Intermittent fever, 74-8
- Intestinal worms, 169-174
- Involuntary emissions, 266-9
- Ipecacuanha, uses of, 279
- Itching of the skin, 214-6
- Jaundice, 147-8
- Jerrold's death-bed, 31-2
- Joy, effects of sudden, 261
- Kali Bichrom., uses of, 280
- Kidneys, bleeding from, 234
- Lacerated (torn) wounds, 238
- Lancet, the Homœopathic, 62
- Leg, broken, 249
- Ligaturing an artery, 241
- Light, 45-7
- List of medicines, 53
- Liver, inflammation of, 148-151
- complaint, 150-1
- Lobsters, indigestible, 139
- Loins, pains in, 258
- London, the great fire of, 158-9
- Looseness, see "Diarrhœa"
- Loss of appetite, see "Indigestion"
- Low-bodied dresses, 44
- Lumbago, 255, 258
- Lumbrici (round worms), 169-174
- Lungs, diseases of, 116-133
- inflammation of, 116-8
- tubercles in, 126-7
- Lycopodium, uses of, 280
- Lymph vaccine, 94
- Macloughlin's testimony, 28-9
- Magnet, 25
- Malaria, its laws, 76

For diseases not referred to in this index, consult the "Materia Medica;" also the "Clinical Directory" contained in all but the shilling edition of this book.

- Marsh miasma, 76  
 Materia Medica, 270-288  
 Mattresses, hard, 237, 264  
 Measles, 86-90  
 ——— and consumption, 88  
 ——— prevention of, 89  
 ——— wet-pack in, 41  
 Meat diet, 58  
 Medical Register, 19  
 Medicine cases, 52  
 Medicines, doses, etc., 51-7  
 ——— forms of, 51  
 ——— list of, 53  
 Memory, weakness of, 267  
 Mercurius Cor., uses of, 281  
 ——— Solubilis, uses of, 281  
 Metastasis in Rheumatism, 255  
 Miasma, 76  
 Milk diet, 58  
 Mineral poisons, 251  
 Moderation in convalescence,  
 71  
 Mouth, diseases of, 196-210  
 Mumps, 212
- Neck, crick in, 255  
 ——— swelled, 212-4  
 ——— stiff-neck, 255  
 Nettle-rash, 216-7  
 Neuralgia, 274, 278  
 Nipples, sore, 273-4, 287  
 Noises in the ears, 194-5  
 Nose, bleeding from, 231-3  
 Nursing, 67, 73  
 ——— too prolonged, 277  
 Nux Vomica, uses of, 281-2
- Odontalgia (toothache), 206-  
 210  
 Offensive breath, 196-8  
 Old age, constipation in, 165  
 Ophthalmia, 187-190  
 Opium, poisoning by, 251  
 ——— uses of, 282-3  
 Otagia, 192-3
- Otitis, 192-3  
 Otorrhœa, 194  
 Over-exertion, 244  
 Overloading the stomach, 138-9
- Pack, wet, 40  
 Pain in the back, 255, 258  
 ——— in the ear, 192-3  
 ——— in the head, 178-183  
 ——— in the stomach, etc., 144  
 ——— about the navel, 144  
 Painter's colic, 145  
 Palpitation of the heart, 260-2  
 Patent medicines, 60  
 Phthisis (consumption), 126-133  
 Phosphorus, uses of, 283  
 Piles, 174-7  
 Pilules, 51  
 Pleurisy, 116-8  
 ——— false, 255-6  
 Pneumonia, 116-8  
 Poisons, 251-2  
 Polycrests, 270  
 Pox, chicken, 95  
 ——— small, 90-95  
 Prevention of cholera, 159-162  
 ——— of cold, 101-2  
 ——— of fevers, 72-3  
 ——— of measles, 89-90  
 ——— of scarlatina, 84  
 ——— of small-pox, 94  
 Preventive medicine, 35-6  
 Professional treatment, advant-  
 ages of, 5  
 Prolapsus of the bowel, 177-8  
 Prolonged nursing, 277  
 Prurigo, 214-6  
 Pulsatilla, uses of, 283-4  
 Purgatives, 135, 162-4, 205  
 Purging, see "Diarrhœa"  
 Purulent ophthalmia, 187  
 Pustules (small-pox), 91  
 Pyrexia, 61-3
- Quartan ague, 75

For diseases not referred to in this index, consult the "Materia Medica;" also the "Clinical Directory" contained in all but the shilling edition of this book.

- Quinine, 77  
 Quinsy, 210-2  
 Quotidian ague, 75
- Rash, nettle, 216-7  
 Recreation, 42, 78, 109, 179, 180, 183  
 Relaxed bowels, 151-5  
 ————— in children, 154-5  
 Repetition of doses, 56  
 Respiration, how to induce suspended, 252  
 Respirator, 102  
 ————— natural, 105, 125-6  
 Residence for the consumptive, 131-3  
 Restlessness of children, 202  
 Retention of urine, 264-6  
 Rheumatic fever, 254-7  
 ————— gout, 257  
 ————— headache, 182  
 Rheumatism, 254-8  
 Rhus Tox., uses (internal), 284  
 ————— (external), 287-8  
 Ribs, broken, 249  
 Rickets, 46  
 Ringworm, 225-6  
 Round-worms (*lumbrici*) 169  
 Rowing exercise, 42  
 Running from the ears, 194  
 Rupture, 249-51
- Sand in the eye, 191-2  
 Salt injections, 173-4  
 ————— recommended, 173  
 Saturday half-holiday, 180  
 Scalds and burns, 244-7  
 Scarletina, 79-86  
 ————— prevention of, 84  
 ————— wet-pack in, 41  
 Sciatica, 255  
 Scybalæ, 156  
 Scrofulous ophthalmia, 187  
 Sea-bathing, 130  
 Sea-sickness, 142-144
- Sedentary occupations, 139, 183  
 Seizure, epileptic, 183-4  
 Self-abuse, 267  
 Seminal weakness, 266  
 Sequelæ of measles, 88  
 ————— of scarlatina, 85-6  
 Shingles, 225  
 Shopping, late, 179-80  
 Short breath, see "Breath"  
 Sick-headache, 183  
 Sickness, 140-2  
 ————— sea, 142-4  
 Sick-room, how to manage in, 67-73  
 Silicia, uses of, 284  
 Simple fever, 61-3  
 Single remedy, the, 32-3  
 Skin, diseases of, 214-226  
 Sleeplessness of infants, 278  
 ————— and wakefulness, 261  
 Sleep, unrefreshing, 47  
 Small doses, 21-2  
 Small of the back, pain in, 255-8  
 Small-pox, 90-95  
 ————— dangers of, 91  
 ————— prevention of pitting in, 93-4  
 ————— wet-pack in, 41  
 Smoking hurtful to parent and offspring, 59-60, 130  
 Snuff injurious, 59  
 Soap in burns, 245  
 Sordes (foul matter on the teeth, etc.), 68  
 Sore nipples, 274, 287  
 ————— mouth, see "Thrush"  
 ————— throat, 210-2  
 ————— clergyman's, 104-6  
 Sores and ulcers, 217-8  
 Spanish fly, 235, 265  
 Spasms (colic), 144-6  
 Spasmodic croup, 113  
 Specific medicines, 33-4  
 Spermatorrhœa, 266-9  
 Spitting and smoking, 59

For diseases not referred to in this index, consult the "Materia Medica;" also the "Clinical Directory" contained in all but the shilling edition of this book.

- Spitting of blood, 127, 228  
 Sponging fever patients, 68  
 ——— cold, the whole body,  
 39, 68, 84, 94, 101, 109, 121,  
 131, 140, 150, 167, 173, 186,  
 215, 220, 233, 257  
 Spongio-piline, 260  
 Sprains, 243  
 Starch in burns, 246  
 St. Anthony's fire, 96-8  
 Statistics, 29-30  
 Status of professional Homœo-  
 paths, 19  
 Stays, 43  
 Stiffneck (crick-in-the-neck),  
 255  
 Stimulants, 70  
 Stomach, see "Digestive or-  
 gans"  
 Strains and sprains, 243  
 Stranguary, 264-6  
 Strangulated rupture, 249-51  
 Stricture, spasmodic, 265  
 Strong support, 70  
 Strumous ophthalmia, 187  
 Stye on the eye-lids, 191  
 Success of Homœopathy, 27  
 Sugar-of-milk, 201  
 Sulphur, uses of, 285  
 Sunlight and health, 45  
 Suppers, 119  
 Sutures (stitches), 240  
 Swollen belly, 169-174  
 ——— face, 207  
 ——— glands, 212-3  
 ——— neck, 212-3  
 Sweetmeats, 173  
 Swimming in the head, 183  
 Swine unclean, 171  
 Sylvester's, Dr., method of re-  
 storing breathing, 252-4  
 Tænia (tape-worm), 169  
 Tape-worm, 169  
 Teeth, aching of, 206-210  
 Teeth, decayed, 206-210  
 Teething, 201-3  
 Tenesmus (straining), 156  
 Tertian ague, 75  
 Thread-worms, 169-174  
 Throat, sore, 210-2  
 ——— compress for, 106  
 Thrush, 198-201  
 Tic-douloureux, 255, 257  
 Tinctures, 51  
 ——— how to drop, 54  
 Tobacco, hurtful, 59, 135, 139  
 Tobacco-water, 226  
 Tonsilitis, 210-2  
 Toothache, 206-210  
 Triturations, 52  
 Tubercle, 126-9  
 Tympanum, 85  
 Typhoid and Typhus, 63-73  
 Ulcers, 217-8  
 Urinary difficulties, 262-6  
 Urine, bloody, 234-5, 263  
 ——— incontinence of, 263-4  
 ——— retention of, 264-6  
 Urticaria, 216-7  
 Vaccination, 94-5  
 Varicella (chicken-pox) 95  
 Varicose veins, 284  
 Variola (smallpox), 90-5  
 Ventilation, 47-8  
 Veratrum, uses of, 285-6  
 Vicarious (substitutional) hæ-  
 morrhage, 230, 231  
 Victoria (Australia), climate of,  
 131-2  
 Voice, loss of, 103-4  
 Vomiting, 140-2  
 Voracious appetite, 170, 171  
 Walking exercise, 150  
 Wakefulness, 261  
 ——— of infants, 278  
 Warm baths for infants, 203-4

For diseases not referred to in this index, consult the "Materia Medica;" also the "Clinical Directory" contained in all but the shilling edition of this book.

- |   |  |
|---|--|
| <p>Warmth, how to promote, in drowning, 254</p> <p>Warts, 222-3</p> <p>Washing in warm water, 101-2</p> <p>Watching fever-patients, 68-9</p> <p>Water, 48-50</p> <p>—— amount of, in the body, 49</p> <p>Waterbrash, see "Indigestion"</p> <p>Weakness from Spermatorrhœa, 266</p> <p>—— of memory, 267</p> <p>Wet compress for throat, 106</p> <p>Wet-pack, 40-1</p> | <p>Wetting the bed, 263-4</p> <p>Whitlow, 224</p> <p>Whooping-cough, 109-112</p> <p>Wind (flatulence), 146</p> <p>Wolfs-bane, 271</p> <p>Worms, 169-174</p> <p>Wounds, 238-243</p> <p>Wry-neck, see "Crick-in-the-neck"</p><br><p>Zona (shingles), 225</p> <p>Zymotic diseases, 79</p> |
|---|--|

## WORKS BY THE SAME AUTHOR.

---

*Second Edition, Foolscap 8vo, elegant binding, price 3s.,  
forwarded secure for 36 stamps,*

### **THE LADY'S MANUAL OF HOMŒOPATHIC TREATMENT,**

in the various derangements incident to her sex.

---

This work is fuller than most domestic books, designed to meet the requirements of persons to whom professional Homœopathic treatment is inaccessible; it also contains details of treatment in urgent cases, and affords unusual facilities for reference.

### **THE THIRD EDITION**

Of the above Work, much enlarged, will  
be ready, November, 1868.

---

*Second Edition, enlarged, 168 pages, price 1s. 6d.,  
Post free for 18 stamps,*

### **THE AFFECTIONS OF FEMALES,**

Including the Homœopathic and General Treatment  
of the ailments peculiar to different periods of life.

This book is an abridgement of the "Lady's Manual."

## WORKS BY THE SAME AUTHOR.

---

*Crown 8vo, 600 pages, Second Edition, greatly improved and enlarged, superior and elegant binding, price 7s. 6d.; Cheap Edition, 5s.; interleaved copies, half-bound, 13s. 6d.,*

### THE HOMŒOPATHIC VADE MECUM OF MODERN MEDICINE AND SURGERY,

For the use of Junior Practitioners, Students,  
Missionaries, Heads of Families, etc.

---

FROM REVIEWS:—"That there are among the popular guides to Homœopathic practice some which are as perfect as, under the condition of non-technicality, they can be, is acknowledged; and it is no slight recommendation to Dr. Ruddock's *Vade Mecum*, to say that, in its order, arrangement, and details, it is equal to the best."—*The Homœopathic Review*.

"We have studied this 'Vade Mecum' with deep interest. It is written in a scholarly and lucid style, and great pains have evidently been bestowed upon its preparation. From preface to index it wears the aspect of a text-book, suited alike to the professional student, the clergyman of a parish, and the head of a family. . . . For missionaries we should think it will be found especially useful, since they are oftentimes left entirely without the resources so available in our dear native land."—*Church Standard*.

"The student and the visitor of the sick will find in the work before us a vast fund of useful information—information conveyed in a clear and practical style, by one entitled to speak with authority on the subject."—*Morning Advertiser*.

FOR CONTENTS SEE NEXT PAGE.

# CONTENTS OF THE VADE MECUM.

---

## INTRODUCTORY.

- I.—Observations pertaining to Health.
- II.—Signs and Symptoms of Disease.
- III.—The Medicines, Dose, etc., etc.

## MEDICAL AND SURGICAL DISEASES— TREATMENT.

- I.—Fevers.
- II.—Eruptive Fevers.
- III.—Diseases of the Organs of Breathing.
- IV.—Diseases of the Organs of Digestion.
- V.—Affections of the Liver.
- VI.—Diseases of the Anus.
- VII.—Diseases of the Urinary Organs.
- VIII.—Affections of the Head.
- IX.—Diseases of the Eye.
- X.—Affections of the Ears.
- XI.—Affections of the Mouth, Teeth, Nose, etc.
- XII.—Diseases of the Organs of Circulation.
- XIII.—Affections of the Skin.
- XIV.—Accidents.
- XV.—Hæmorrhages.
- XVI.—Scrofulous Diseases.
- XVII.—General Diseases—Rheumatism, Neuralgia, etc.

## MATERIA MEDICA.

- Symptoms and Uses of Fifty Remedies.
- Concentrated Remedies for external use.

## COPIOUS INDEX.

WORKS BY THE SAME AUTHOR.

---

*Ready November, 1868, price 1s., post free,*

## **ON CONSUMPTION:**

**Its Preventive, General, and Homœopathic  
Treatment.**

---

### **CONTENTS.**

Chapter I.—Introductory.

„ II.—Constitutional Origin of Consumption.

„ III.—Its Pathology.

„ IV.—Its Curability.

„ V.—Its Providential Purpose.

„ VI.—The Symptoms of Consumption.

„ VII.—Its Physical Signs.

„ VIII.—Its Causes : Predisposing and Exciting.

„ IX.—Its Treatment : Hygienic and Medical.

---

*Second Edition, enlarged, 152 pages, price 1s., post free,*

## **THE POCKET MANUAL OF HOMŒOPATHIC VETERINARY MEDICINE,**

Including the Treatment of Horses, Cattle,  
Sheep, Swine, and Dogs.

# MISCELLANEOUS PUBLICATIONS.

*Neat Limp Cloth, Gold Lettered, Cheap Unabridged Edition,  
1s., post free,*

## **“WHO WINS?”**

BEING THE AUTOBIOGRAPHY OF SAMUEL BASIL  
CARLINGFORD, M. D.

*Illustrated London News.*—“Samuel Basil Carlingford was educated as a doctor of the old school, but by personal experience was convinced there was nothing like Homœopathy. Let all who are anxious to learn the marvels effected by the ‘little chest,’ read the autobiography of Dr. Carlingford.”

*Homœopathic World.*—“Possesses the charm of reality, all the personages connected with his history being true to nature. We hope to welcome many more editions of ‘Who Wins?’”

*Guardian.*—“An account of the various influences which converted him into a believer and a practitioner on the new system.”

---

*Second Edition, revised and improved, price 1d.,*

## **FALLACIES AND CLAIMS:**

BEING A WORD TO THE WORLD ON HOMŒOPATHY.

By Peter Plain.

---

*Second Edition, revised, with additions, price 1d.,*

## **AN APPEAL TO CHRISTIAN MINISTERS,**

ON THE SUBJECT OF HOMŒOPATHY.

By the Rev. T. Sims, M.A.,

*Author of “Letters on the Sacred Writings,” etc.*

---

The above are two excellent Homœopathic tracts, in a neat form. For enclosure in letters, and general distribution, a number of copies will be supplied at a cheap rate, only by S. COMPSTON, 145, Castle Street, Reading.

# THE HOMŒOPATHIC WORLD,

A POPULAR JOURNAL

*Of Medical News and Literature, Cases from Practice, Social and Sanatory Science, and Correspondence.*

EDITED BY DR. RUDDOCK.

“Believers in Homœopathy are rapidly increasing, and a Magazine so ably edited as this is, must be to them a welcome addition to their ordinary reading.”—*Public Opinion.*

“It is the most varied, entertaining, and popular work on Homœopathy that has yet appeared.”—*British Standard.*

“To those who desire to know more of Homœopathy, we could not mention a more satisfactory instructor than the ‘Homœopathic World.’”—*Midland Free Press.*

“The articles are perspicuous and comprehensive, and, being devoid of technical language, they may be read by every one, and be easily and thoroughly understood.”—*Leicester Chronicle*

*Published on the First of every Month. Price 4d.; post free, 5d.*

ANNUAL SUBSCRIPTION, 5s., POST FREE.

*Cloth, Gilt Lettered, Price 5s. each,*

THE YEARLY VOLUMES OF

## THE HOMŒOPATHIC WORLD,

For 1866, 1867, and 1868:

Containing valuable and interesting articles on Homœopathy and Health, Treatment of Cases, Reviews of Books, Auxiliary Methods of Treatment, Correspondence, etc., by eminent Medical Men, and others. A copious Index for reference is added to each volume.

**Recommended for Presentation as a Missionary Volume.**

LONDON: JARROLD AND SONS, 12, PATERNOSTER ROW.

EDINBURGH: J. C. POTTAGE, 92, PRINCES STREET.

*And all Homœopathic Chemists and Booksellers.*

