

**Impression trays, articulators & accessories / The S.S. White Dental Mfg. Co.**

**Contributors**

S.S. White Dental Manufacturing Company.  
University of Glasgow. Library

**Publication/Creation**

Philadelphia : The S.S. White Dental Mfg. Co., 1912.

**Persistent URL**

<https://wellcomecollection.org/works/xg6k6kxp>

**Provider**

University of Glasgow


**License and attribution**

This material has been provided by This material has been provided by The University of Glasgow Library. The original may be consulted at The University of Glasgow Library. where the originals may be consulted. Conditions of use: it is possible this item is protected by copyright and/or related rights. You are free to use this item in any way that is permitted by the copyright and related rights legislation that applies to your use. For other uses you need to obtain permission from the rights-holder(s).



Wellcome Collection  
183 Euston Road  
London NW1 2BE UK  
T +44 (0)20 7611 8722  
E [library@wellcomecollection.org](mailto:library@wellcomecollection.org)  
<https://wellcomecollection.org>






# IMPRESSION TRAYS

## Articulators & Accessories

The Brand of Uniform Excellence  
is our



Registered in the U. S. Patent Office, Canada, England,  
Germany, France, Austria, Holland, Brazil, Argentine,  
Uruguay, Japan, Russia, Cuba

# THE S. S. WHITE DENTAL MFG. CO.

CHESTNUT ST., COR. TWELFTH, PHILADELPHIA

Cable Address: WHITE, PHILADELPHIA

### BRANCHES

NEW YORK: Spingler Bldg., 5, 7, and 9 Union  
Sq.; Charles Bldg., Madison Ave., Cor. 43d St.

BOSTON: Walker Bldg., 120 Boylston St.

CHICAGO: Atlas Bldg., Randolph St., Cor.  
Wabash Ave.

BROOKLYN: Nassau Bldg., 356 and 358 Ful-  
ton St.

ATLANTA: Grant Bldg., North Broad and  
Walton Sts.

ROCHESTER: Chamber of Commerce, Main  
St. East, Cor. South Ave.

NEW ORLEANS: Maison Blanche, Cor. Canal  
and Dauphine Sts.

CINCINNATI: First National Bank Bldg.,  
Fourth and Walnut Sts.

SAN FRANCISCO: Butler Bldg., 135 Stockton  
Street

LOS ANGELES: Mason Bldg., Cor. Fourth and  
Broadway

OAKLAND: Oakland Bank of Savings Bldg.,  
Cor. Twelfth and Broadway.

TORONTO (Can.): Confederation Life Bldg.,  
110 and 112 Victoria St.

MONTREAL (Can.): Birk's Bldg., 14 Phillips Sq.

EUROPEAN BRANCH:  
BERLIN, W., Mauerstrasse 83-84

PRICES SUBJECT TO CHANGE WITHOUT NOTICE



# High-Grade Prosthetic Dentistry

## THE DENTIST'S PART :: THE MANUFACTURER'S PART

**B**Y "high-grade prosthetic dentistry" is meant the practical recognition by the dentist in his product of the patient's rights in an artificial denture; his right to have every function of the natural teeth restored, so far as that is possible by prosthesis. The restoration of mastication and speech is but a small part of what is involved. The patient has an undoubted right to expect that the artificial denture for which he pays shall also measurably restore the normal appearance of the lower portion of his face; and that it shall not by incongruities in the size, shade, or arrangement of the teeth, declare to the beholder, as clearly as though it bore a signboard,—“These teeth are artificial.”

We hear much of artistic dentistry, and sometimes the talk about it would lead one to think the term meant something hidden, or mystic, or abstruse,—beyond the power of ken of the average dentist. The true model for the prosthetic dentist is nature. Artistic prosthetic dentistry is the simulation of nature's handiwork in the human mouth. The shade, shape, size, and alignment of the teeth should so follow nature's models that the denture when completed shall harmonize with the other features of the patient for whom it was made. Anything less than this is a lowering of the ideal of the prosthetic dentist, an infraction of the patient's rights. On the other hand, the faithful following of nature's lead will inevitably produce the artistic denture.

The part of the manufacturer of dentist's supplies in the making of artificial dentures is much like that of the smith in the building of the Temple of Solomon. He supplies the tools with which all these men work. Upon his faithfulness depends, in large measure, the success or failure of the dentist's efforts. It does not pay him, in the long run, to sell the dentists poor porcelain teeth, “cheap” rubber, badly constructed or improperly tempered laboratory tools, dirty solders, or impure plate or wire, any more than it pays the dentist to use them. The manufacturer who does this may gather the “next dollar,” but his business is not founded on the statesman principle, cannot endure in the confidences of his patrons. Speaking for ourselves alone, we have never catered to the desire to buy “cheap” goods. Our business was founded on the belief that for the dentist as well as everyone else, the “best is the cheapest.” Our confidence that there would always be enough dentists to buy and use the best that could be made has been justified by the almost uninterrupted expansion of our business for now over sixty-five years. As the knowledge that our products were the best, not merely in name but in reality, has spread from the conviction wrought by experience, the users of those products have grown in numbers. Their circle increases constantly.

We offer a choice of at least twice as many molds as any other manufacturer of Porcelain Teeth, represented by a stock which varies from 7,000,000 up. This, our first and principal product, long ago won the proud position of the World's Premium Teeth. They have maintained that position because no jot or tittle of the effort which put them in the front rank has ever been abated to keep them well to the fore in quality. They represent now, as always, the best combination of naturalness, strength, and adaptability. In Base-Plate Rubbers we offer a complete line of high-quality products. In Gold, Silver, and Platinum plates our product has the distinction of uniformity of color and working qualities. As you found a given karat last year, so you find it today, and so you will find it next year. Our Solders are so smooth and easy-flowing that they run like water, and so clean that you can see what they are doing all the time. In Laboratory Appliances, the trade-mark stands for the best that are made.

---

**THE S. S. WHITE DENTAL MANUFACTURING CO.**



## IMPRESSION TRAYS

Of all the materials employed in the making of impression trays,—various metals, vulcanite, porcelain,—no other has given as great satisfaction as the Britannia-metal which we use. Of a special formula worked up to afford the necessary stiffness, it has also a proper degree of flexibility, with great toughness.

Our Impression Trays have consequently the rigidity required, yet at the same time they can be bent readily to adapt them to the needs of the case, and they will stand use. They are cast to uniform sizes, throughout a great variety of shapes, affording a choice of a tray, or the opportunity to easily adjust one, to any case presenting. They are highly polished all over, facilitating the removal of the impression material. This polished surface also is grateful to the patient. All our Britannia-metal Trays have handles so placed as to make their use convenient.

We present them as the most complete line of Impression Trays at the service of the dentist, the most satisfactory and the most durable in use.

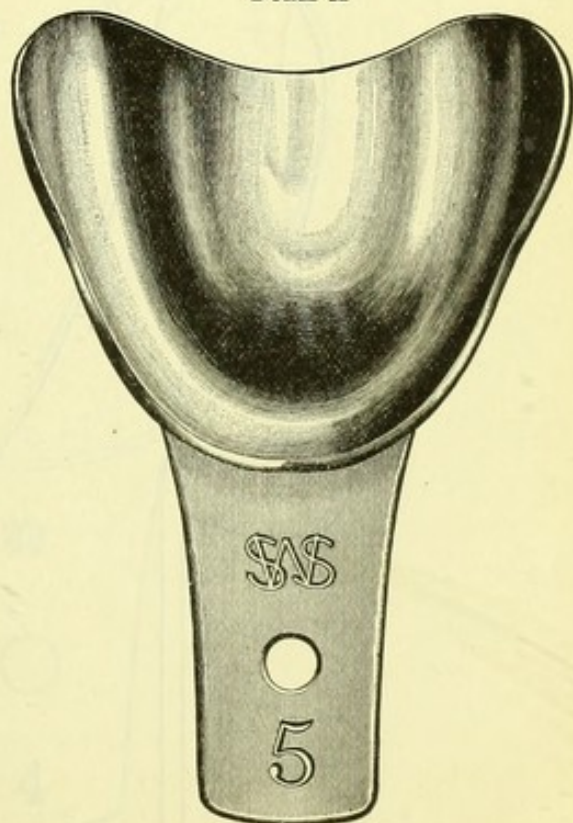
All our Trays are made of Britannia-metal except Nos. 40 to 43 inclusive, which are of brass, nickel-plated.

## UPPER IMPRESSION TRAYS

FORM A

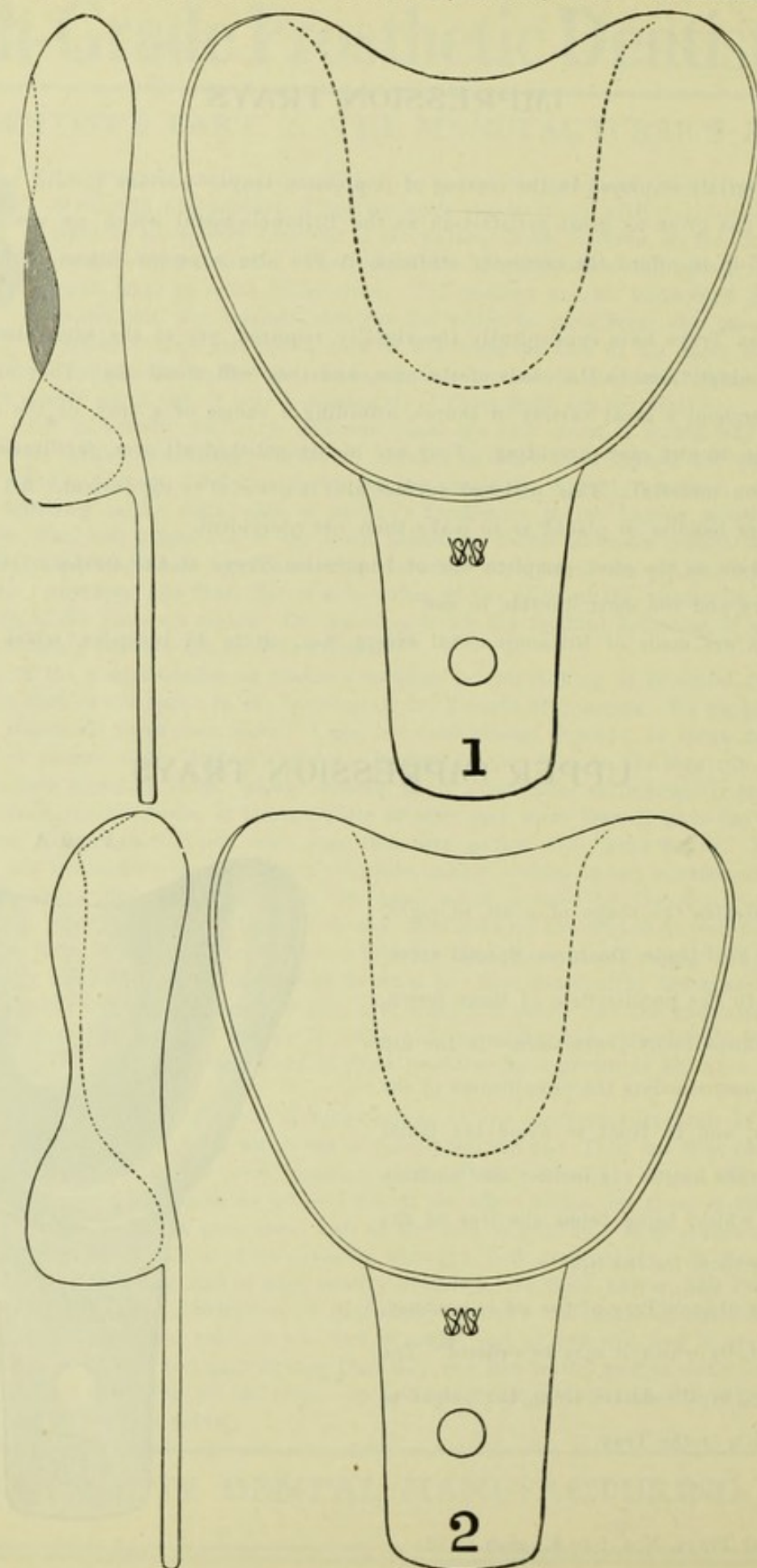
Form A illustrates the shape of a set of eight, Nos. 1 to 8, for Full Upper Dentures. Special attention is invited to the peculiarities of these forms, which we introduced many years since,—to the dip at the sides, to accommodate the prominences of the malar processes, and in front to avoid the labial frænum; and to the length (1½ inches) and position of the handle, which, being below the line of the base, gives more room for the lip.

The exact size of each Tray of the set is outlined, with its number, by which it may be ordered. The side views show, by the dotted lines, the height of the palate portion of the Tray.



Price, Upper Trays, Nos. 1 to 8..each \$0.25

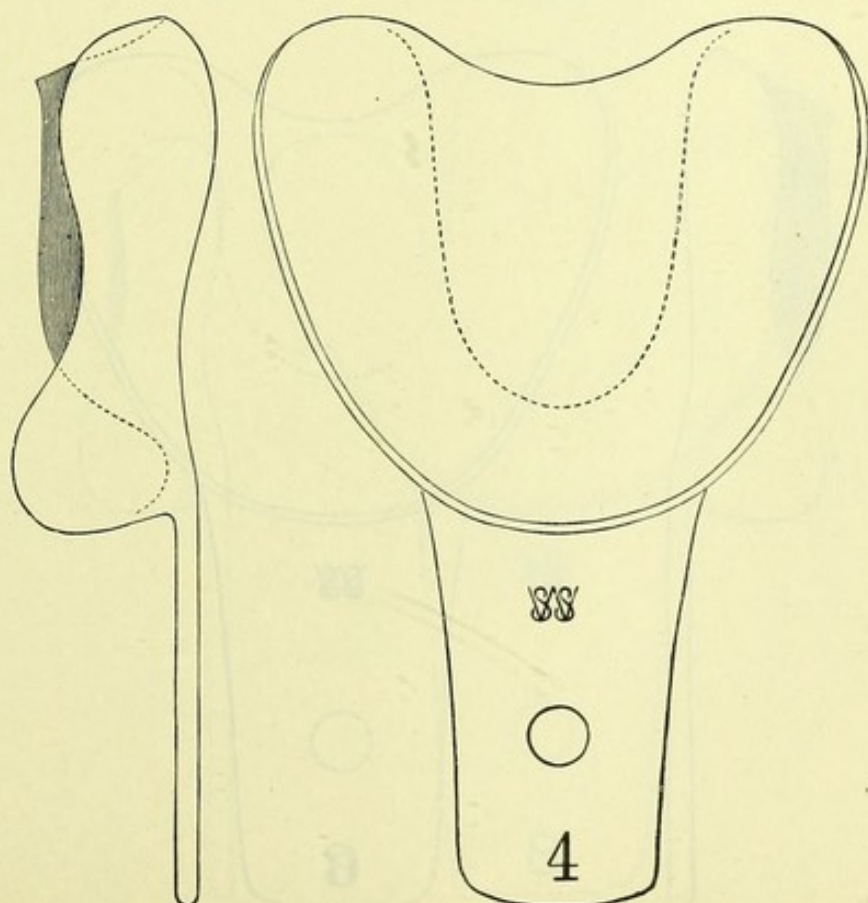
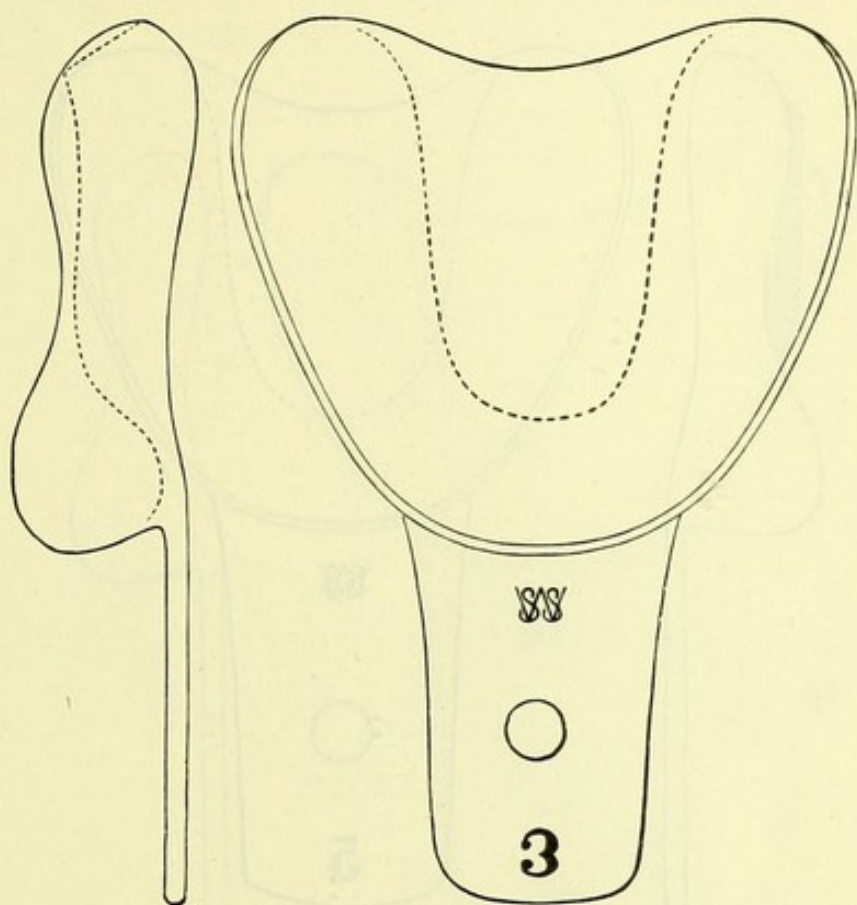
## UPPER IMPRESSION TRAYS, FORM A (Continued)



For Prices, see page 1



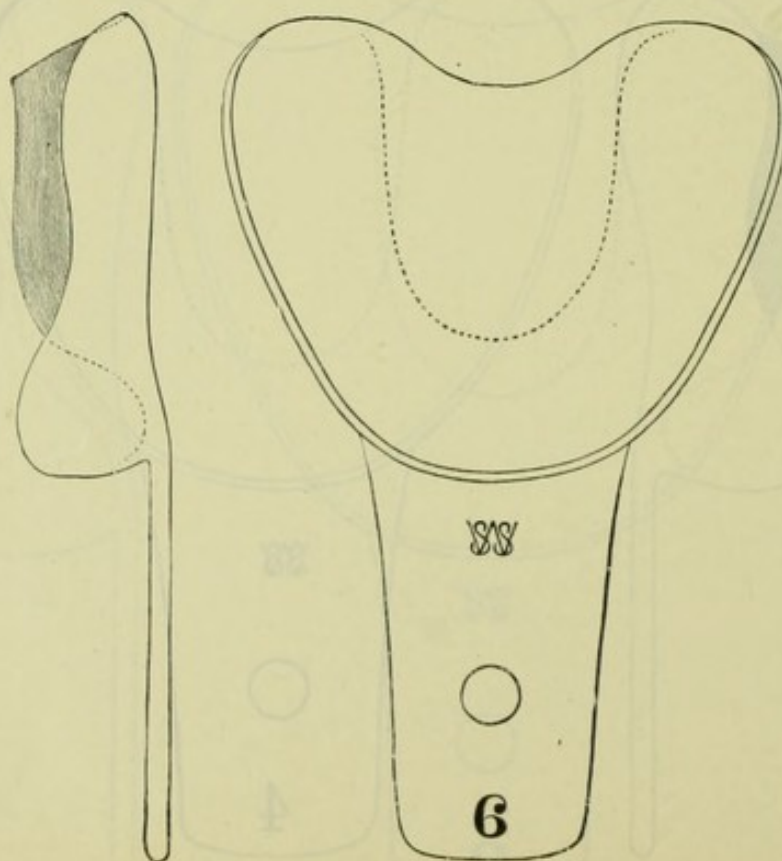
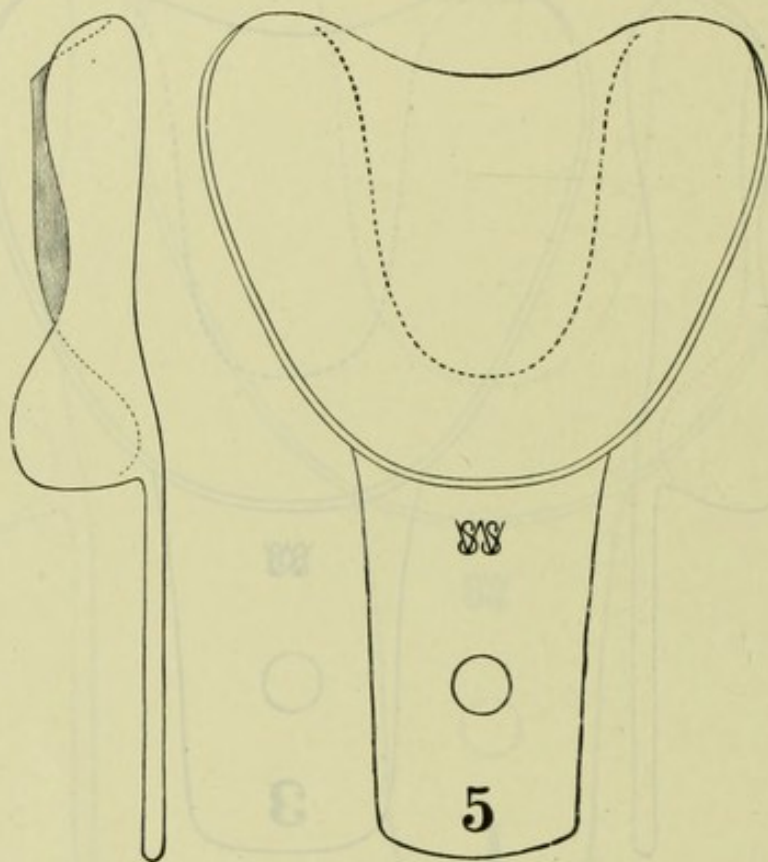
## UPPER IMPRESSION TRAYS, FORM A (Continued)



For Prices, see page 1

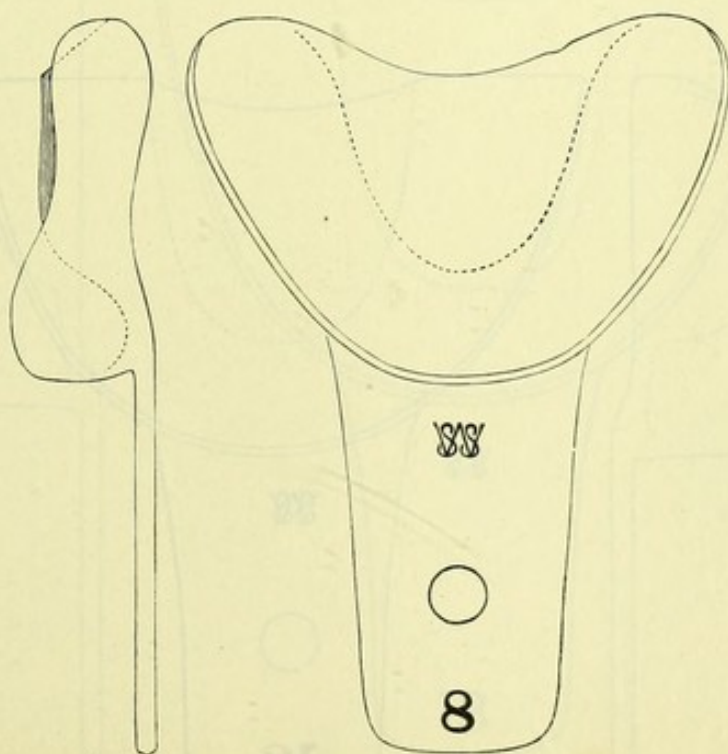
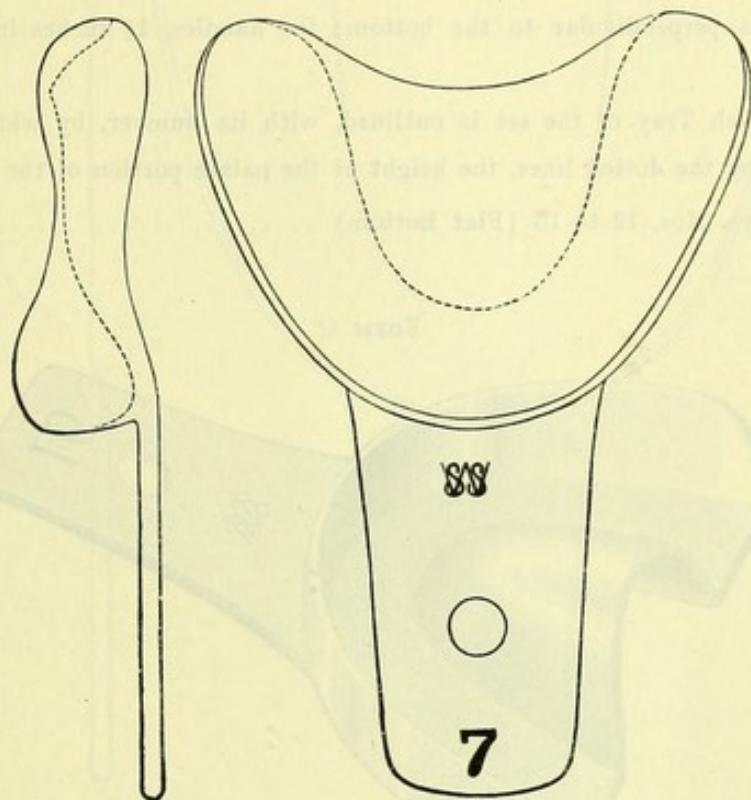


## UPPER IMPRESSION TRAYS, FORM A (Continued)



For Prices, see page 1

## UPPER IMPRESSION TRAYS, FORM A (Continued)



For Prices, see page 1

## UPPER IMPRESSION TRAYS

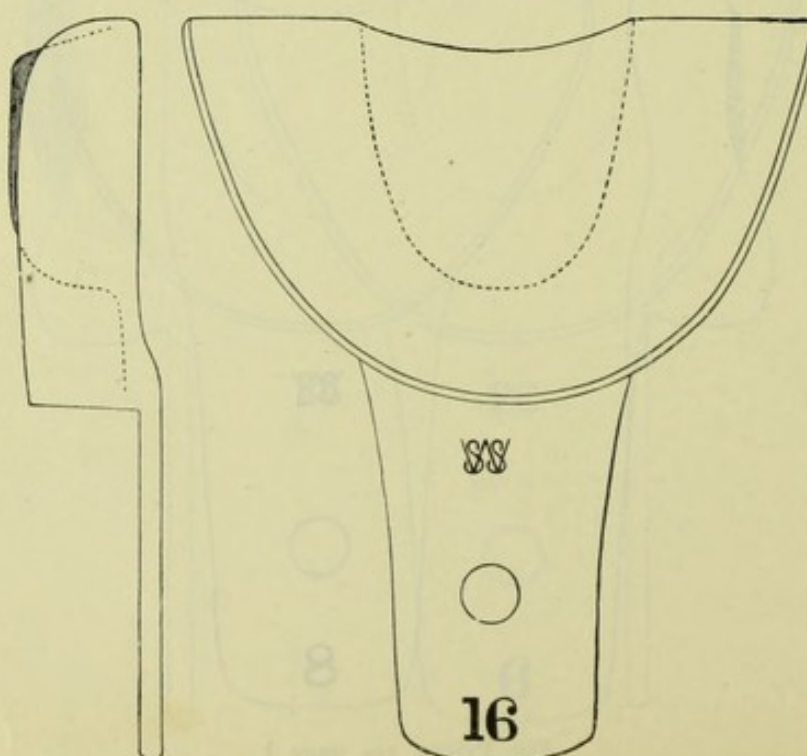
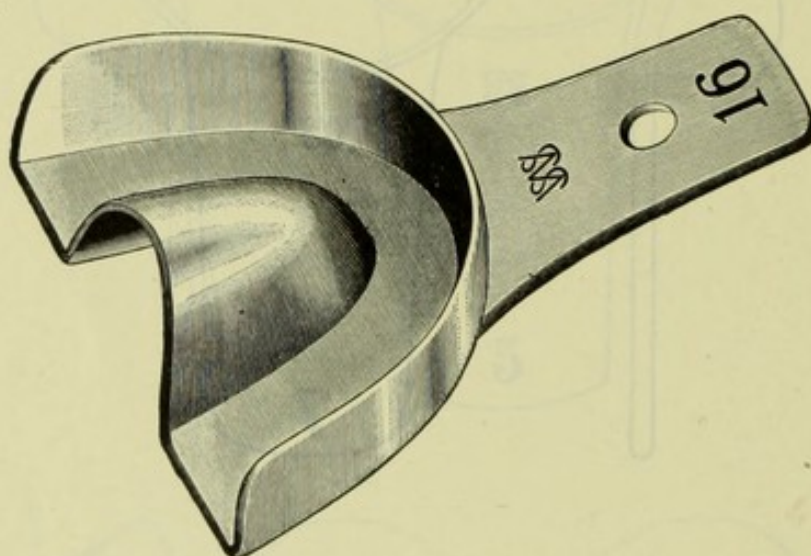
### With Flat Bottom and Square Sides

Form C illustrates the shape of a set of five, Nos. 12 to 16, for Partial Upper Dentures, with flat bottom and sides perpendicular to the bottom; the handles,  $1\frac{1}{2}$  inches in length, are set below the line of the base.

The exact size of each Tray of the set is outlined, with its number, by which it may be ordered. The side views show, by the dotted lines, the height of the palate portion of the Tray.

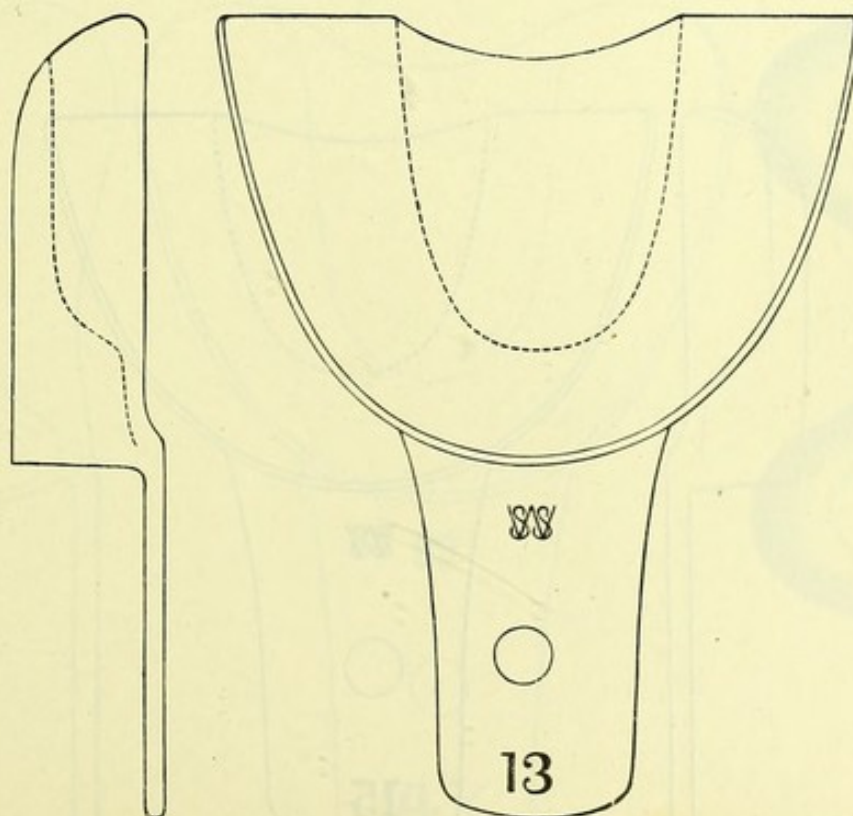
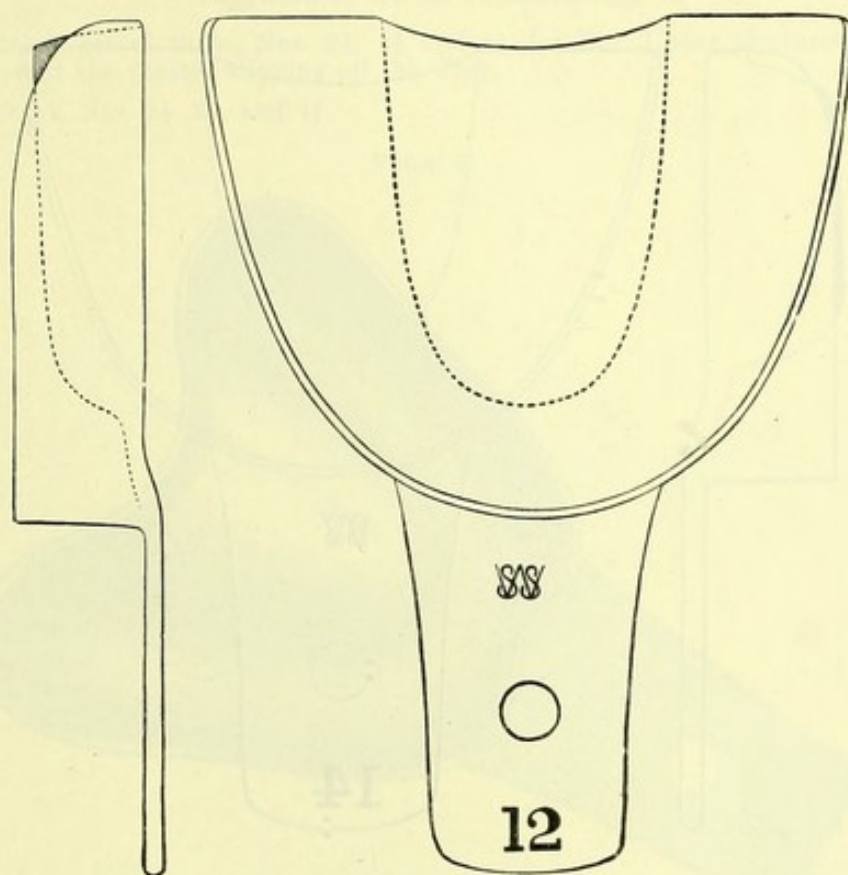
Price, Upper Trays, Nos. 12 to 16 (Flat Bottom) .....each \$0.25

FORM C





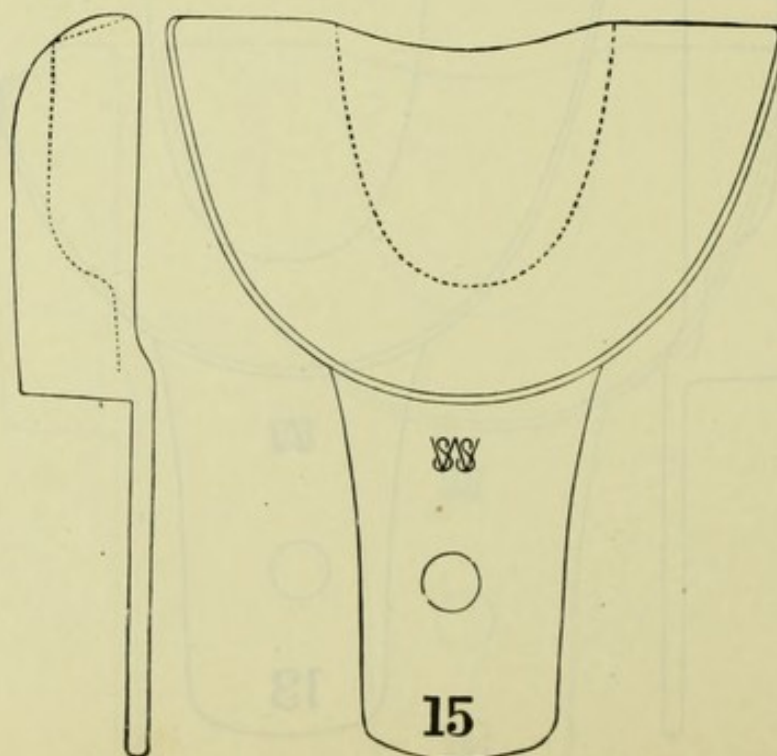
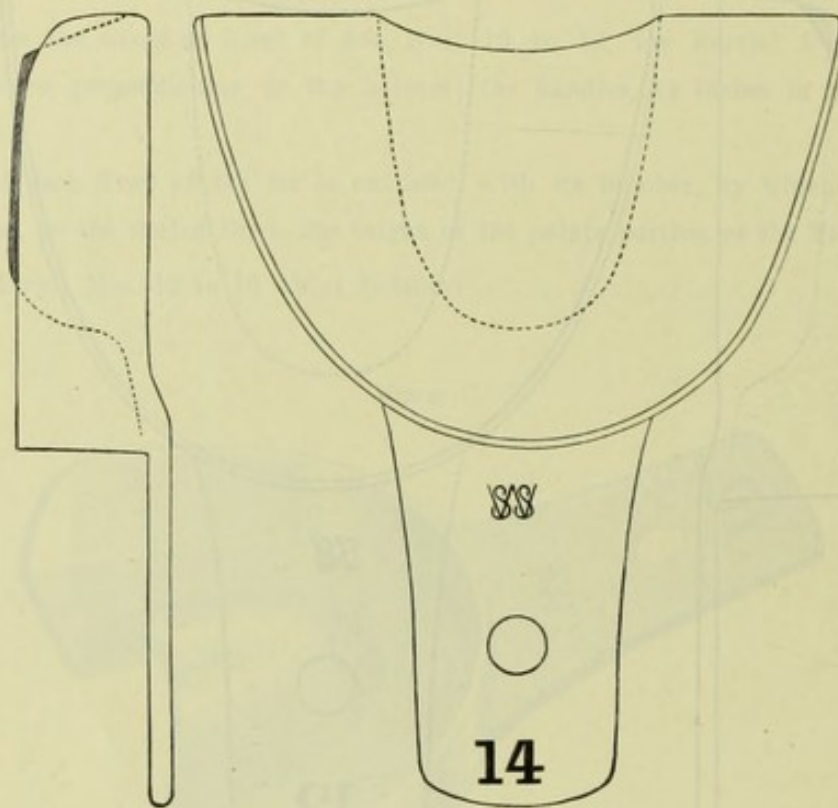
## UPPER IMPRESSION TRAYS, FORM C (Continued)



For Prices, see page 6



## UPPER IMPRESSION TRAYS, FORM C (Continued)



For Prices, see page 6

## UPPER IMPRESSION TRAYS

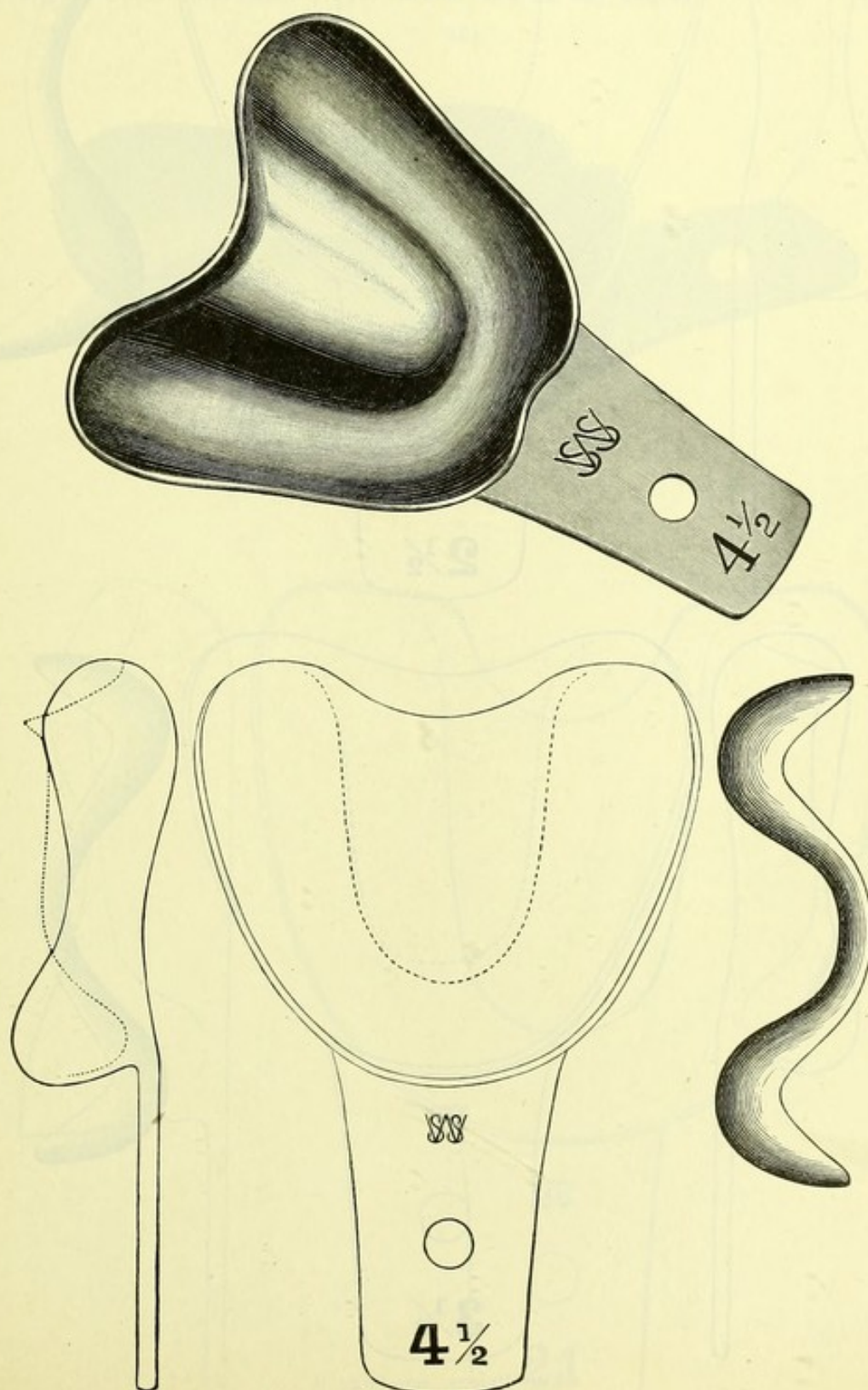
Specially adapted for Plaster

Suggested by DR. A. P. SOUTHWICK

Form D illustrates a set of three, Nos. 2½, 3½ and 4½, for Full Upper Dentures, with raised palatal edges, which prevent the plaster slipping off the Tray.

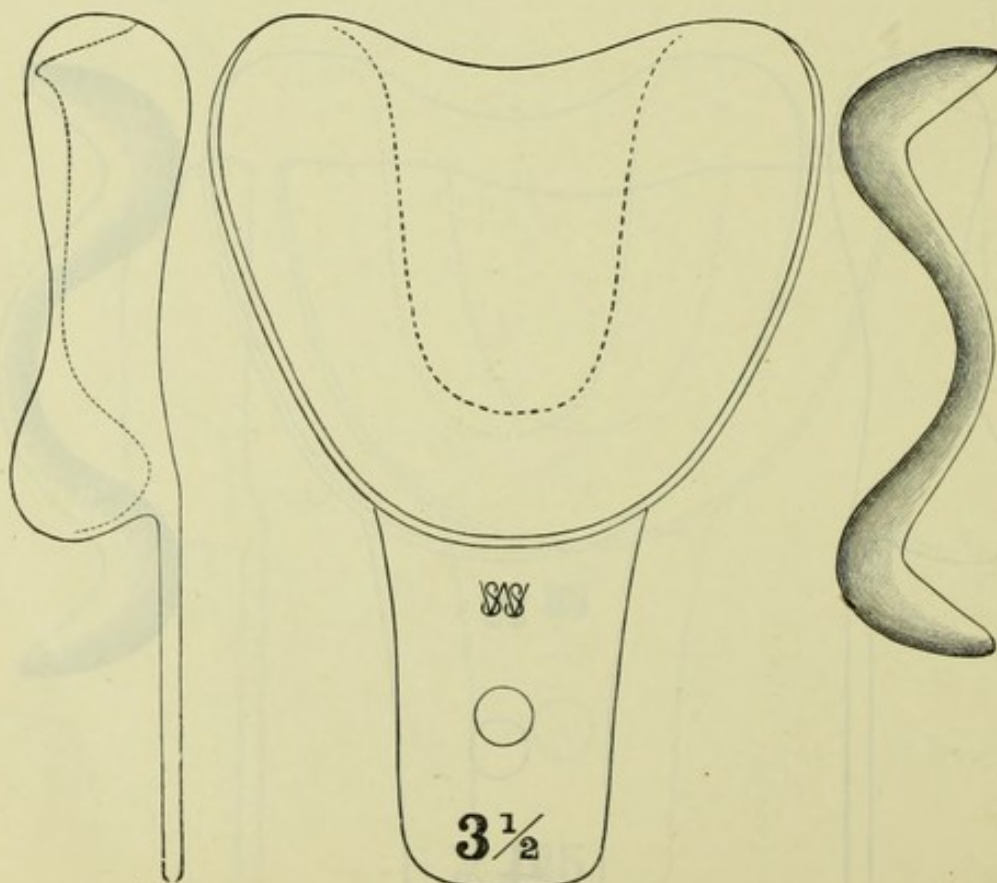
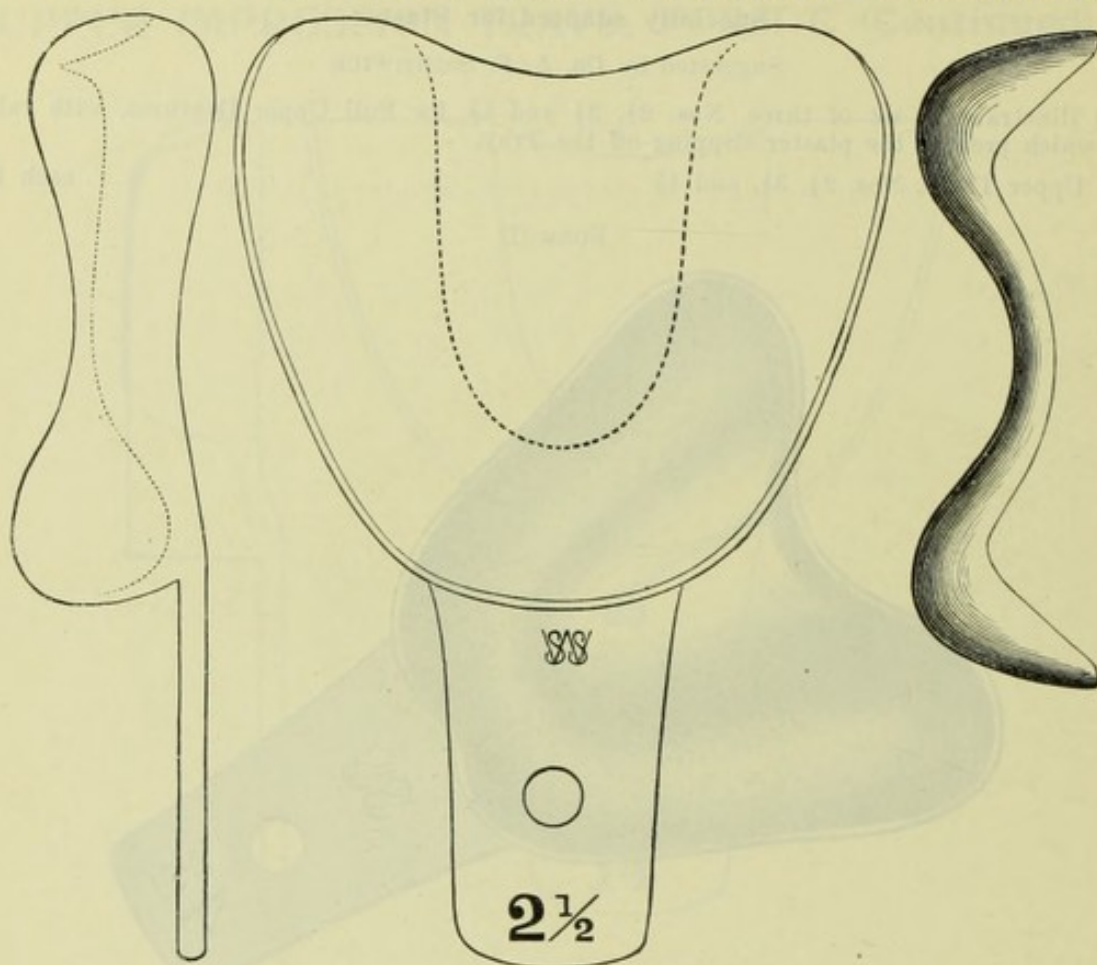
Price, Upper Trays, Nos. 2½, 3½, and 4½ ..... each \$0.25

FORM D





## UPPER IMPRESSION TRAYS, FORM D (Continued)



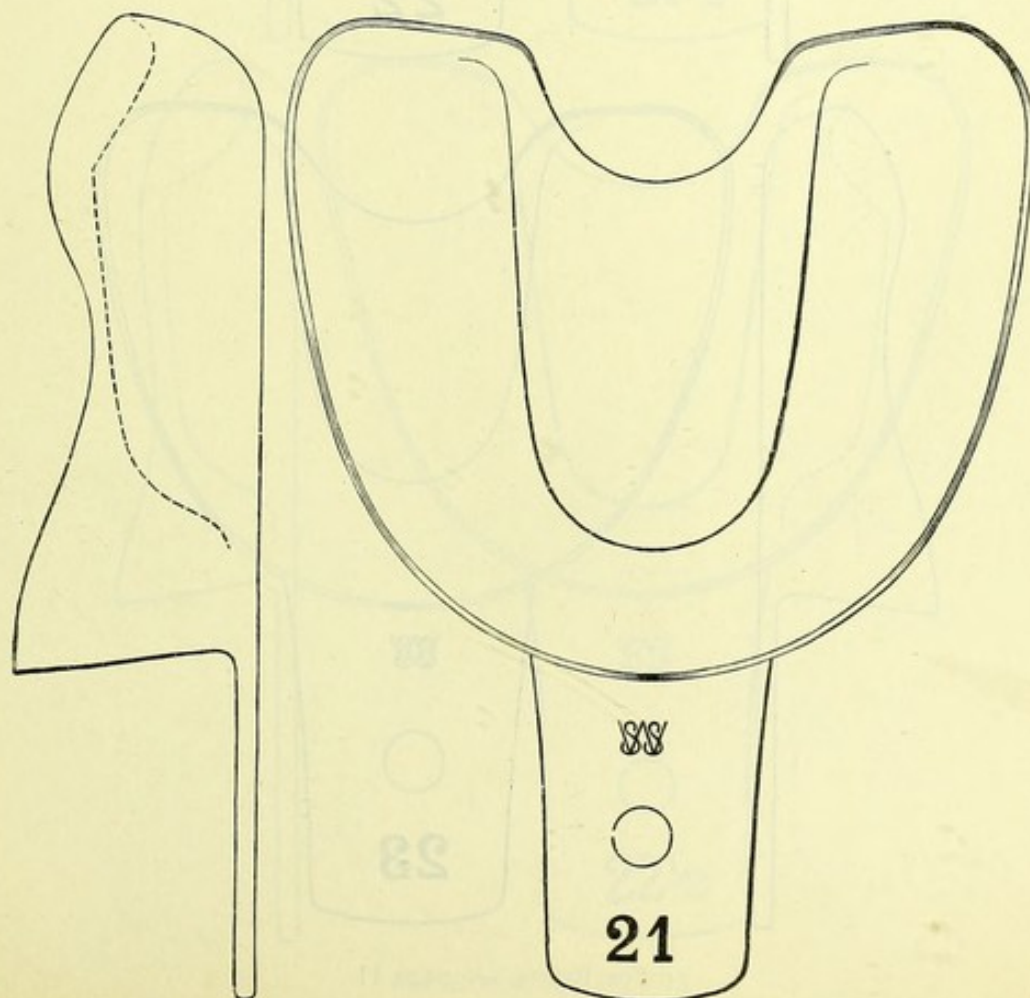
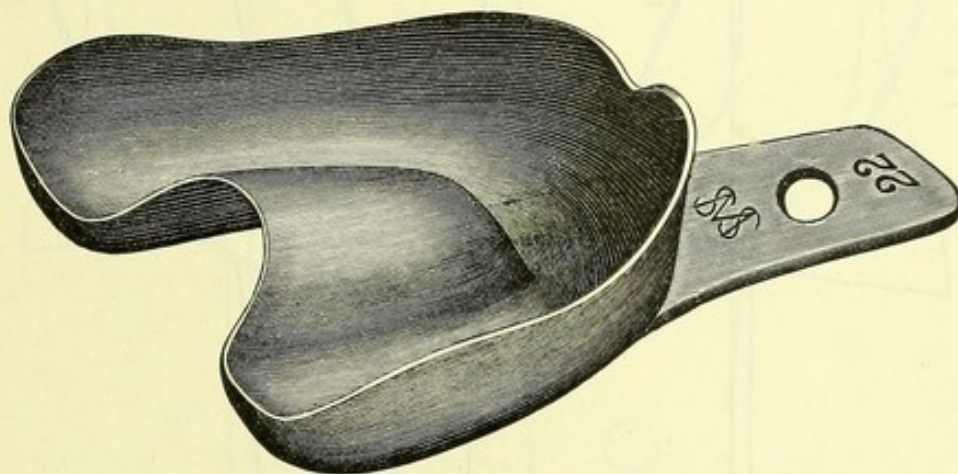
For Prices, see page 9

## ANGLE'S UPPER IMPRESSION TRAYS

These Impression Trays, Nos. 21, 21½, 22, 22½, 23, and 23½, are designed especially for use in obtaining impressions in cases of irregularities. The Trays are of such shape and height that it is only necessary to evenly fill them with plaster, leaving but very little surplus material to cause annoyance.

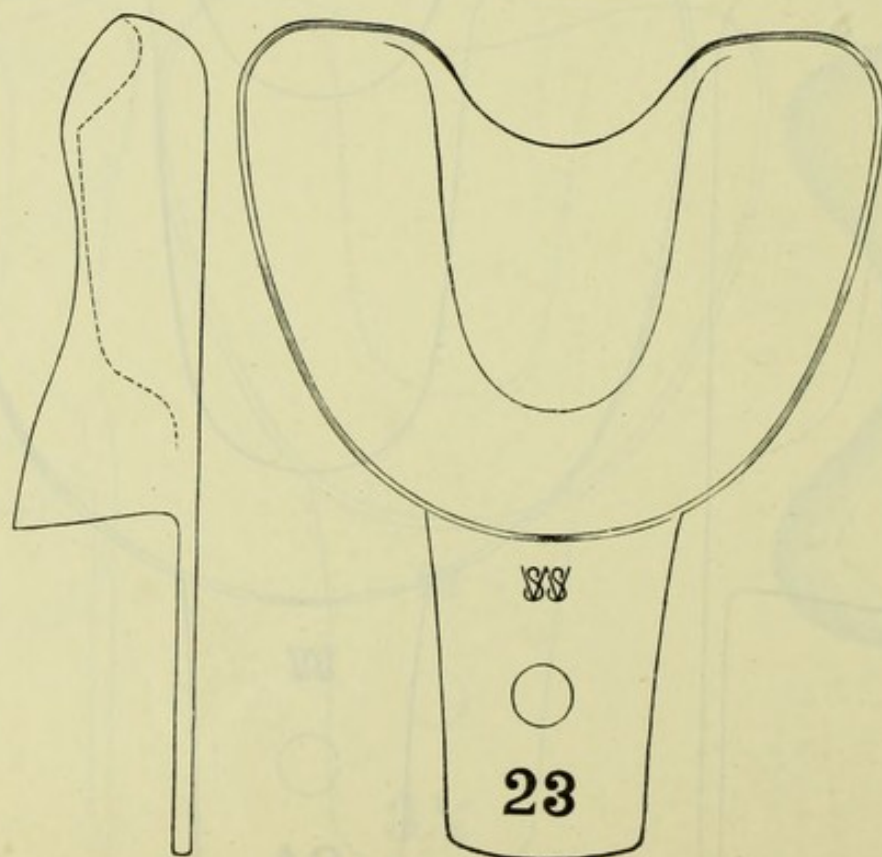
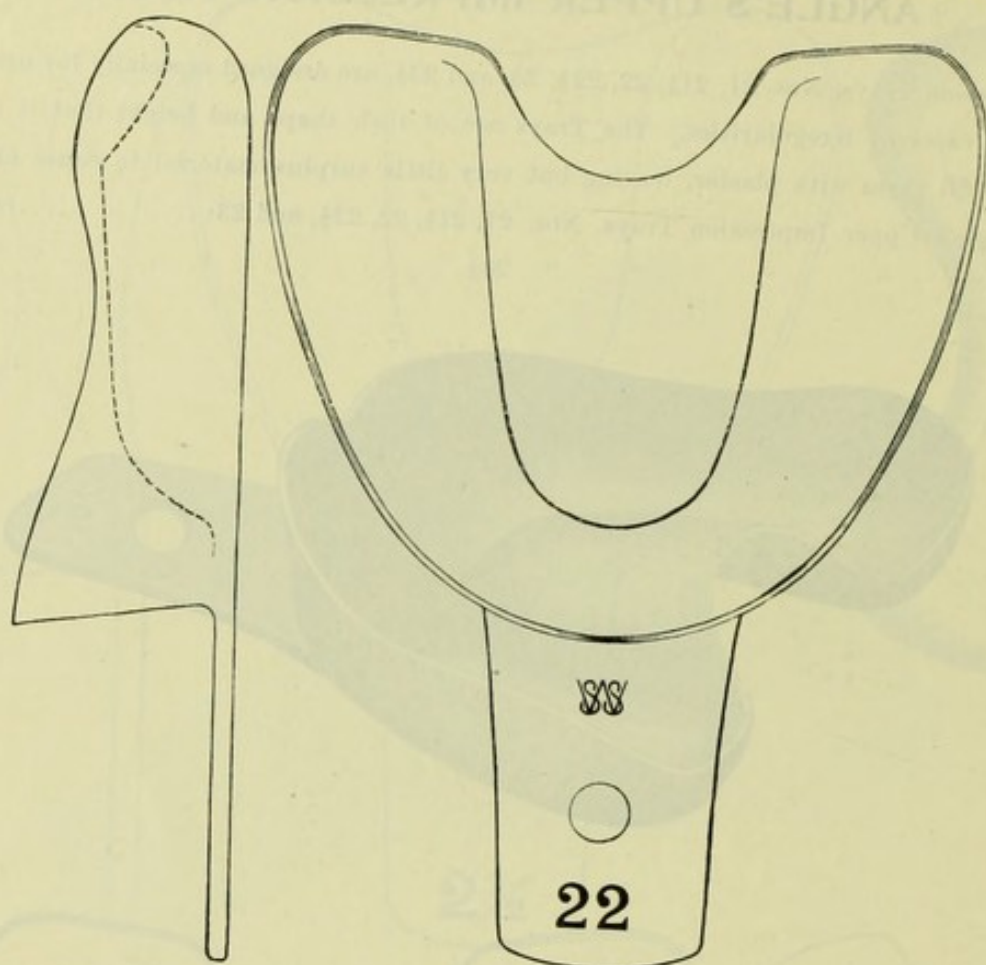
Price, Angle's Upper Impression Trays, Nos. 21, 21½, 22, 22½, and 23.....each \$0.35

" " " " " " 23½ ..... " .25



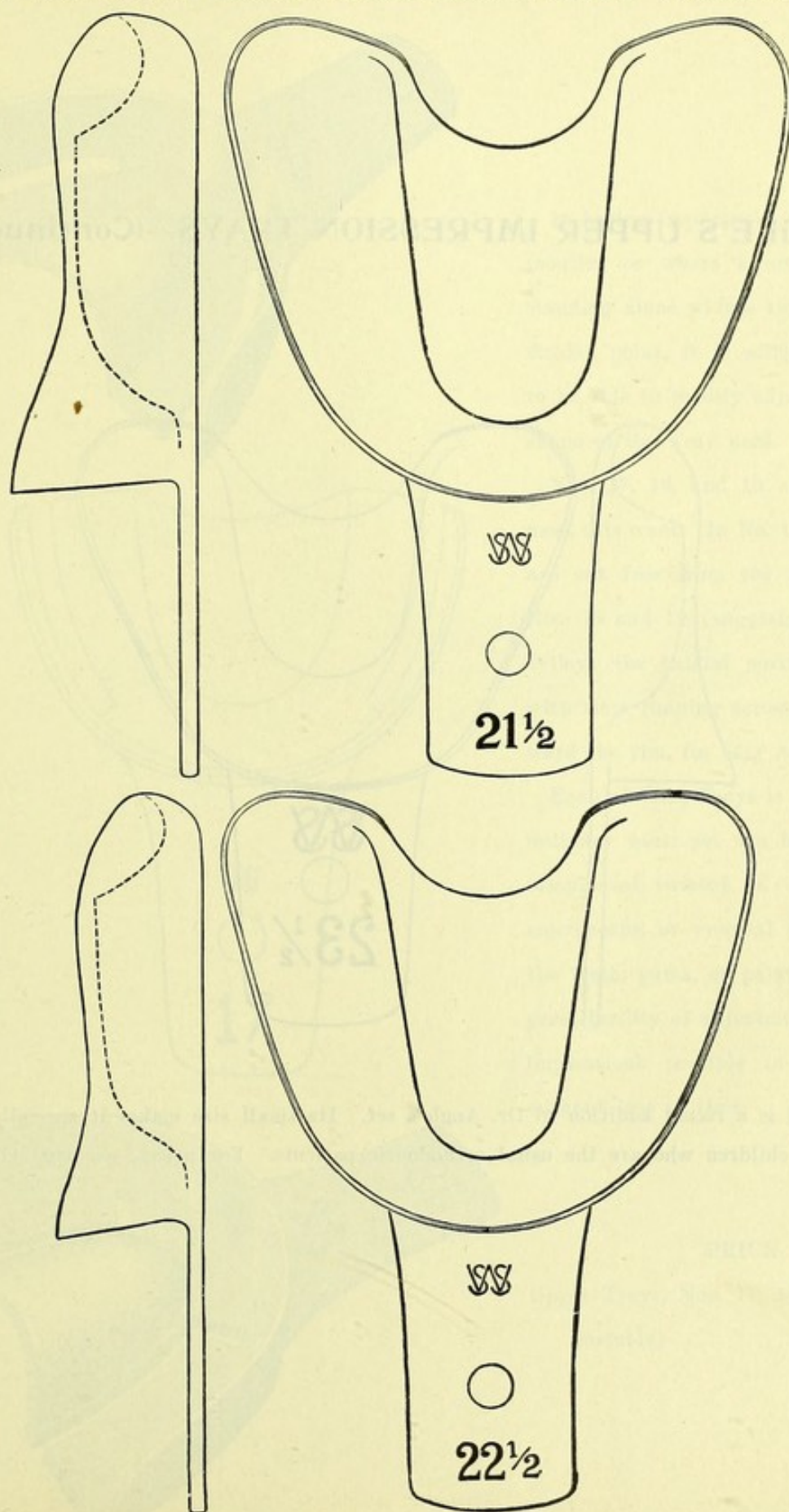


## ANGLE'S UPPER IMPRESSION TRAYS (Continued)



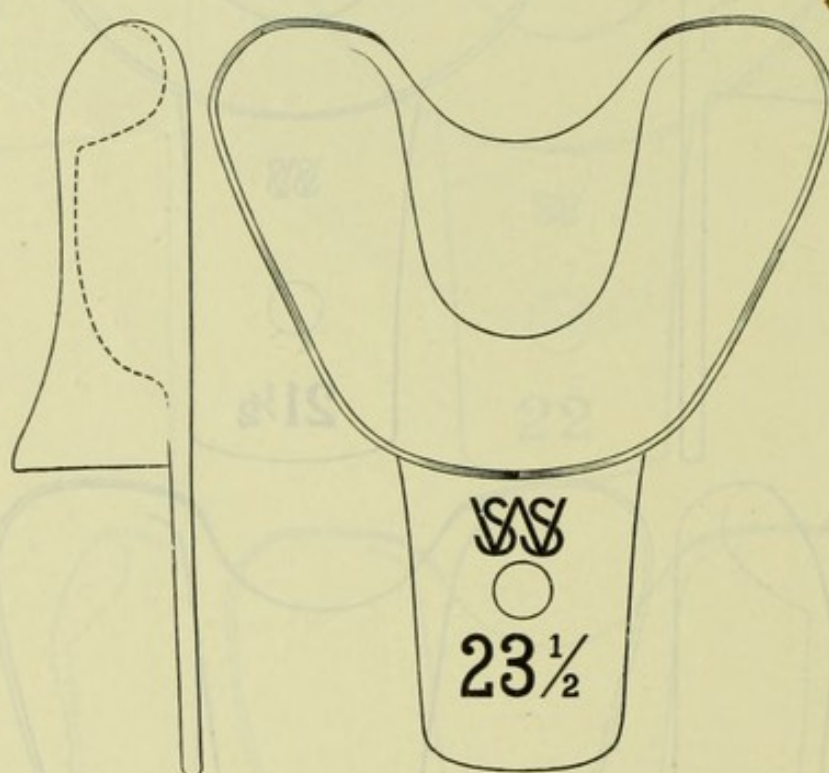
For Prices, see page 11

## ANGLE'S UPPER IMPRESSION TRAYS (Continued)



For Prices, see page 11

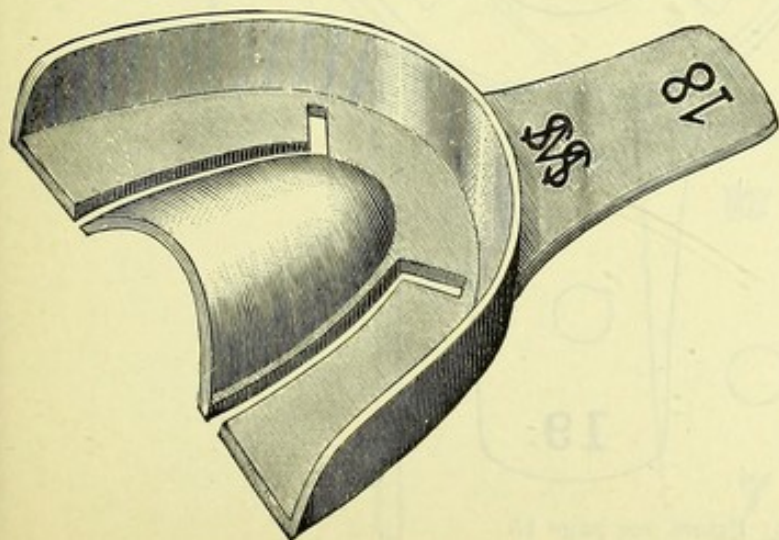
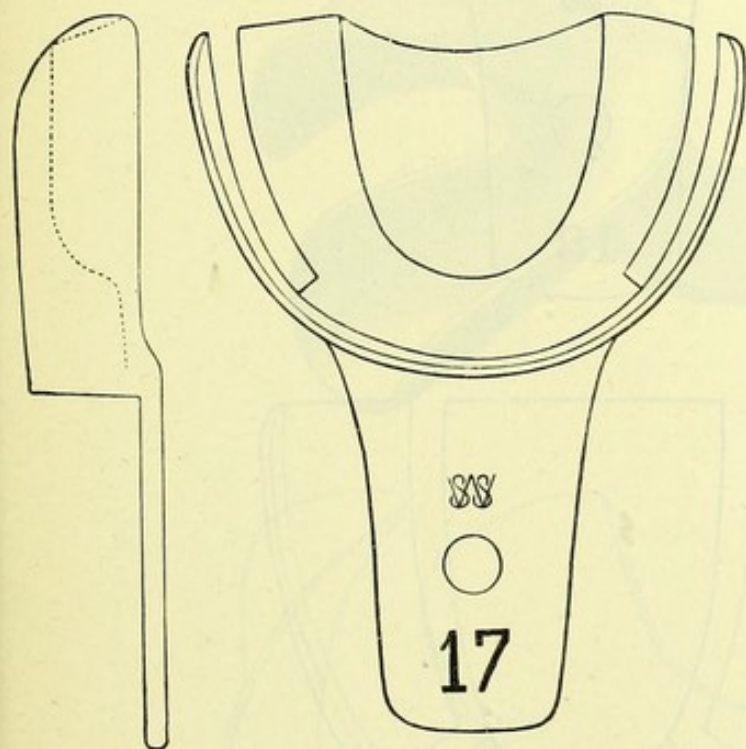
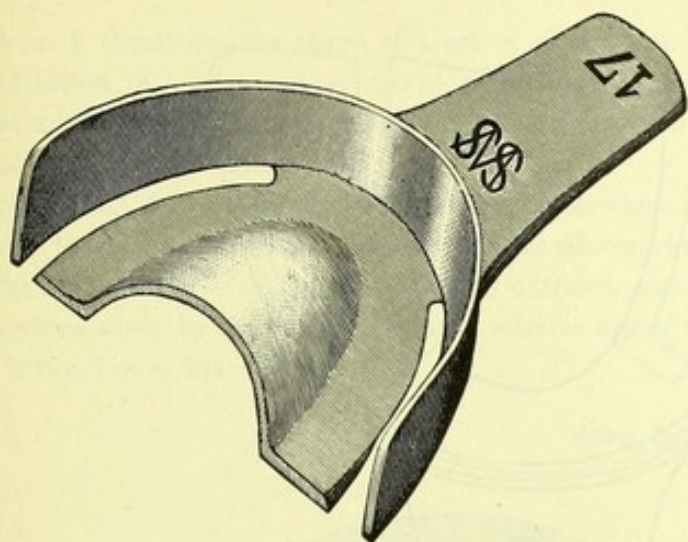


**ANGLE'S UPPER IMPRESSION TRAYS—(Continued)**

Tray No. 23 $\frac{1}{2}$  is a recent addition to Dr. Angle's set. Its small size makes it specially suitable in the mouths of children who are the usual orthodontic patients. For prices, see page 11.



## ADJUSTABLE UPPER IMPRESSION TRAYS



In taking impressions of deep, narrow mouths, or where a masticating tooth standing alone widens the jaw at a particular point, it is sometimes desirable to be able to readily adjust the size and shape of the Tray used.

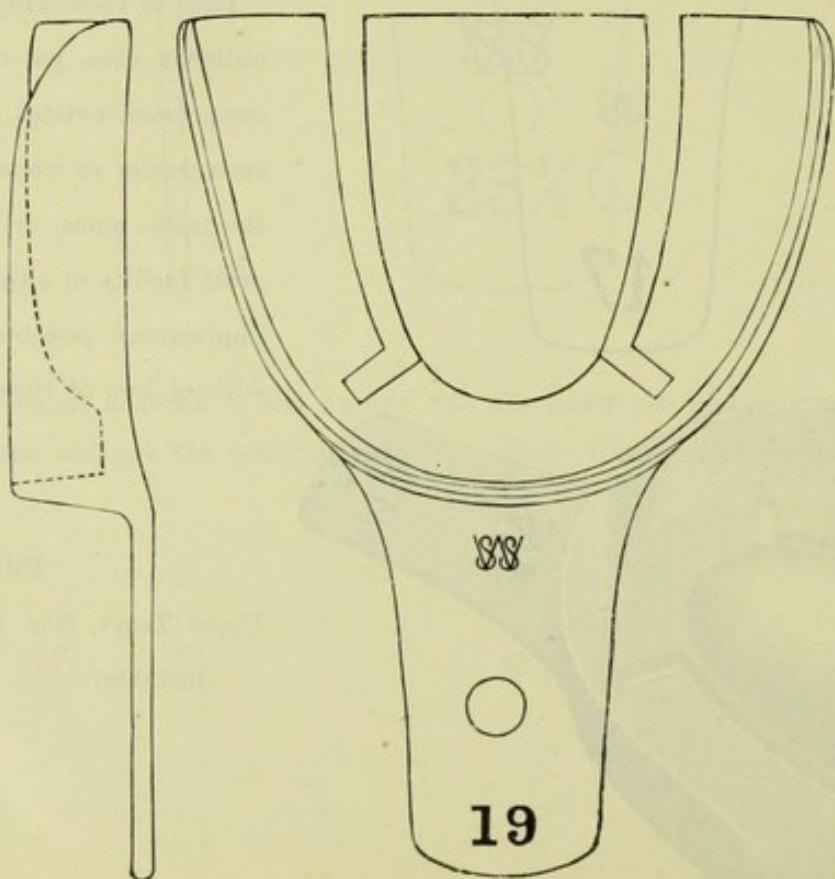
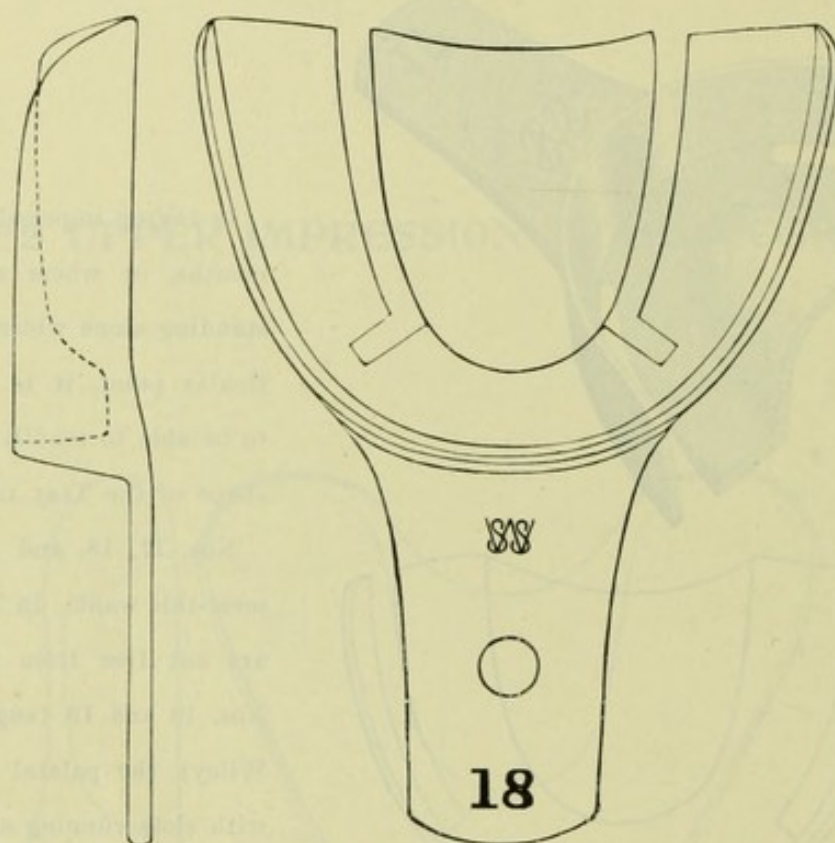
Nos. 17, 18, and 19 were designed to meet this want. In No. 17 the side walls are cut free from the bottom, and in Nos. 18 and 19 (suggested by Dr. J. K. Wiley) the palatal portion is cut free, with slots running across the bottom toward the rim, for easy adjustment.

Each of these Trays is stiff enough for ordinary uses, yet can be quickly bent, compressed, twisted, or cut away to meet emergencies or unusual presentations of the teeth, gums, or palatal arch. Their great facility of adjustment renders good impressions possible in difficult cases without loss of time.

### PRICE

Upper Trays, Nos. 17, 18, 19 (adjustable) .....each \$0.35



**ADJUSTABLE UPPER IMPRESSION TRAYS (Continued)**

For Prices, see page 15

## LOWER IMPRESSION TRAYS

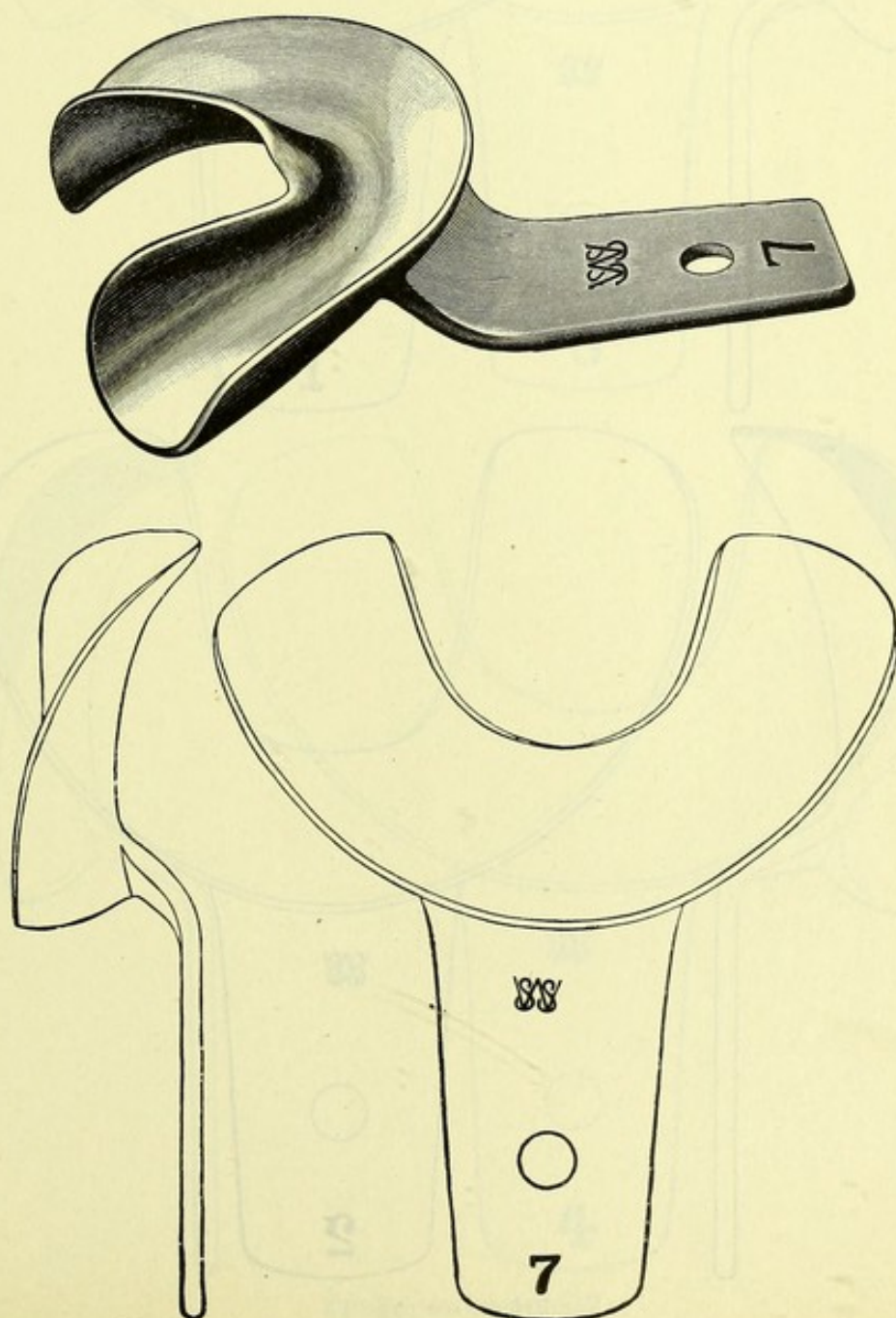
Form F illustrates the shape of a set of seven, Nos. 1 to 7, for Full Lower Dentures. The handle is  $1\frac{1}{4}$  inches in length, and so curved as to raise it three-eighths of an inch above the base, giving room for the lip, and allowing the Tray to sit down well on the maxilla. The inner line is shaped to avoid the lingual frænum.

Nos. 5 and 6 are specially designed for cases where great absorption has taken place, and the muscles of the mouth are on a level with the maxillary ridge.

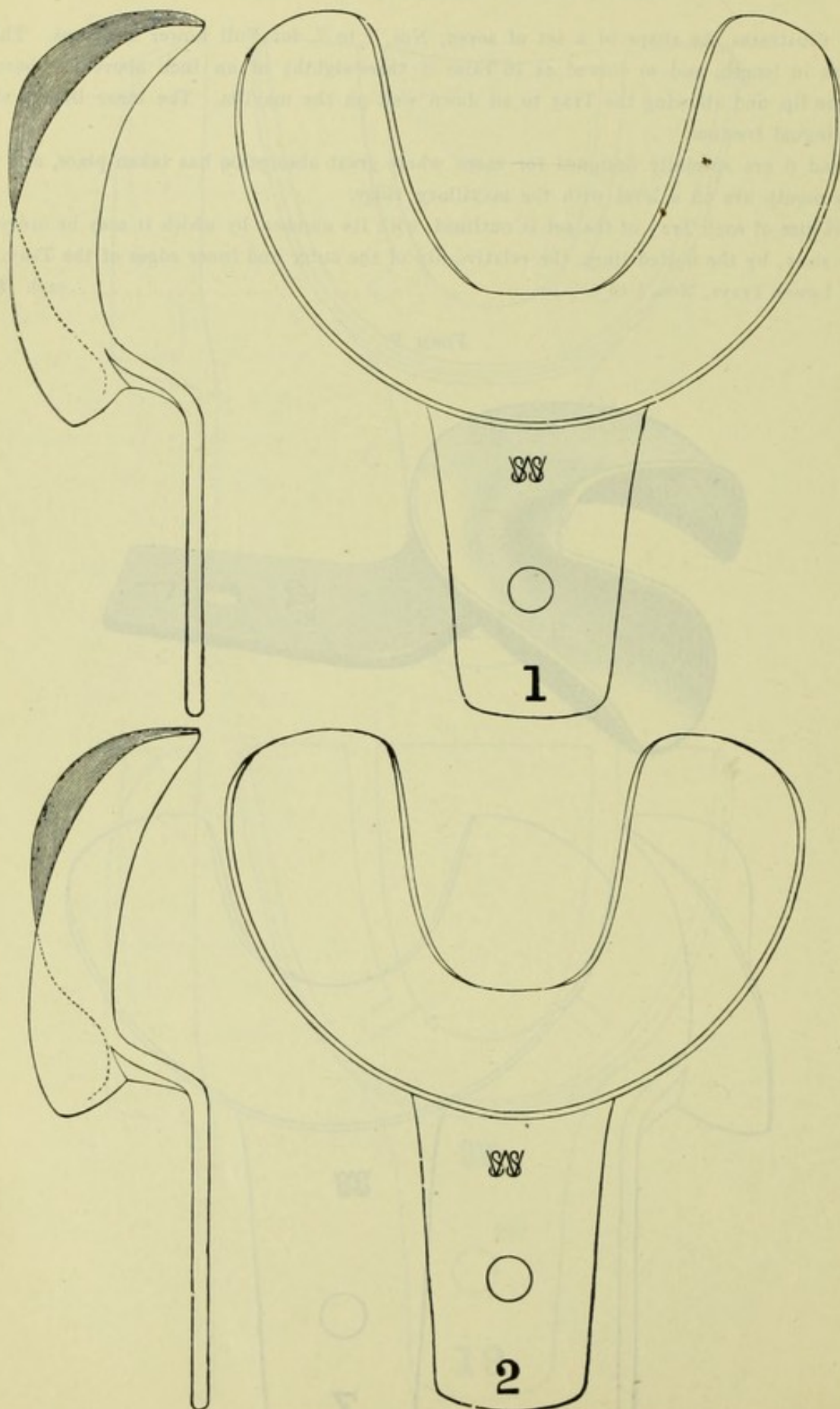
The exact size of each Tray of the set is outlined, with its number, by which it may be ordered. The side views show, by the dotted lines, the relative dip of the outer and inner edges of the Tray.

Price, Lower Trays, Nos. 1 to 7 .....each \$0.25

FORM F

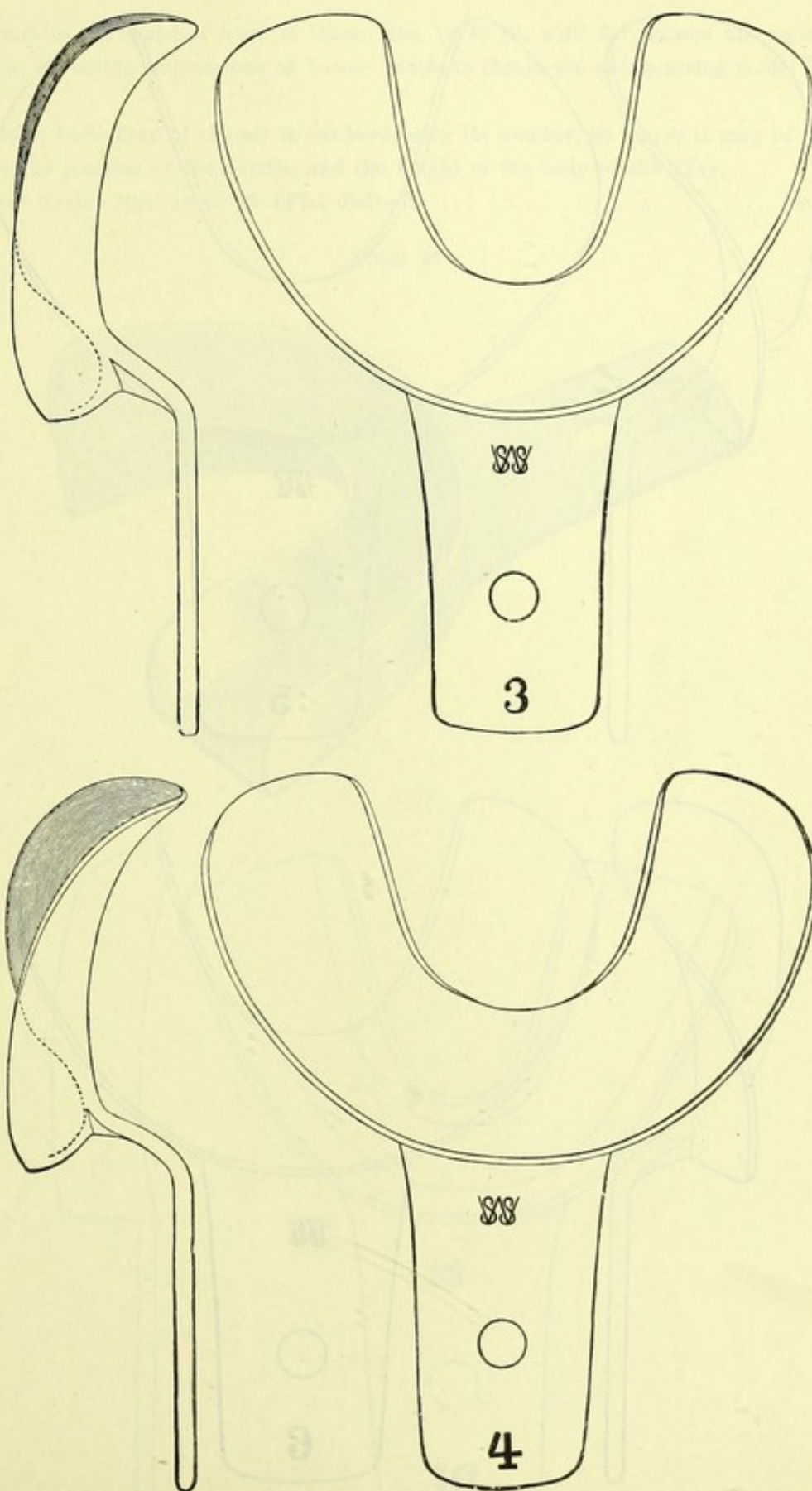




**LOWER IMPRESSION TRAYS, FORM F (Continued)**

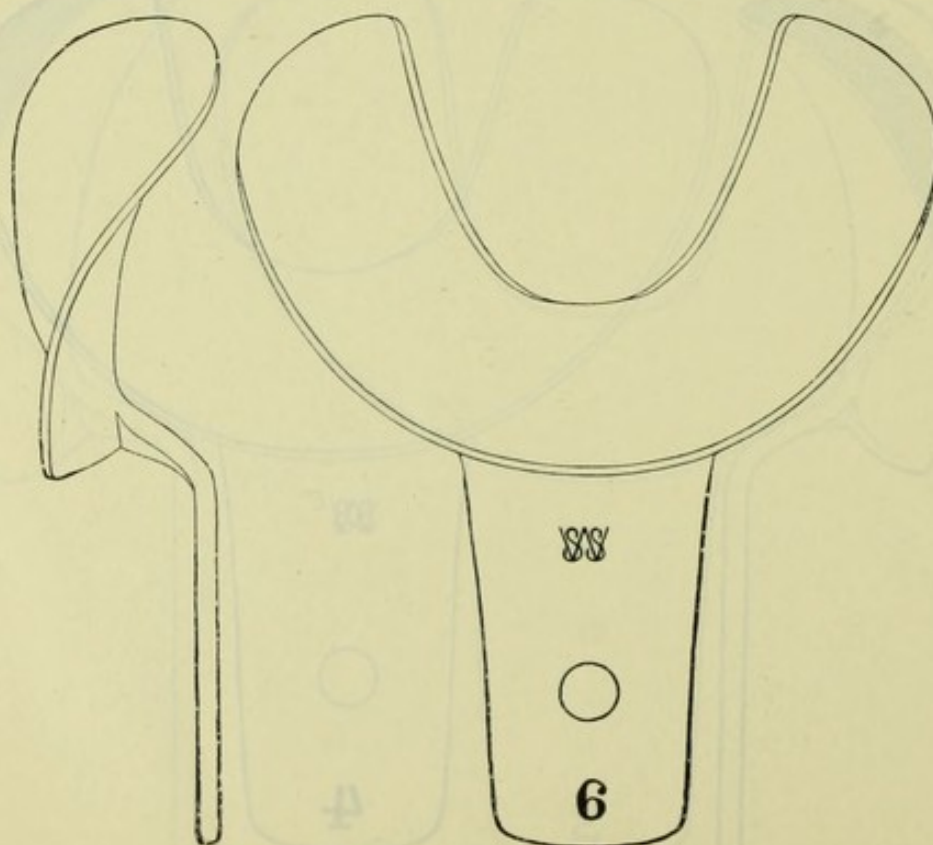
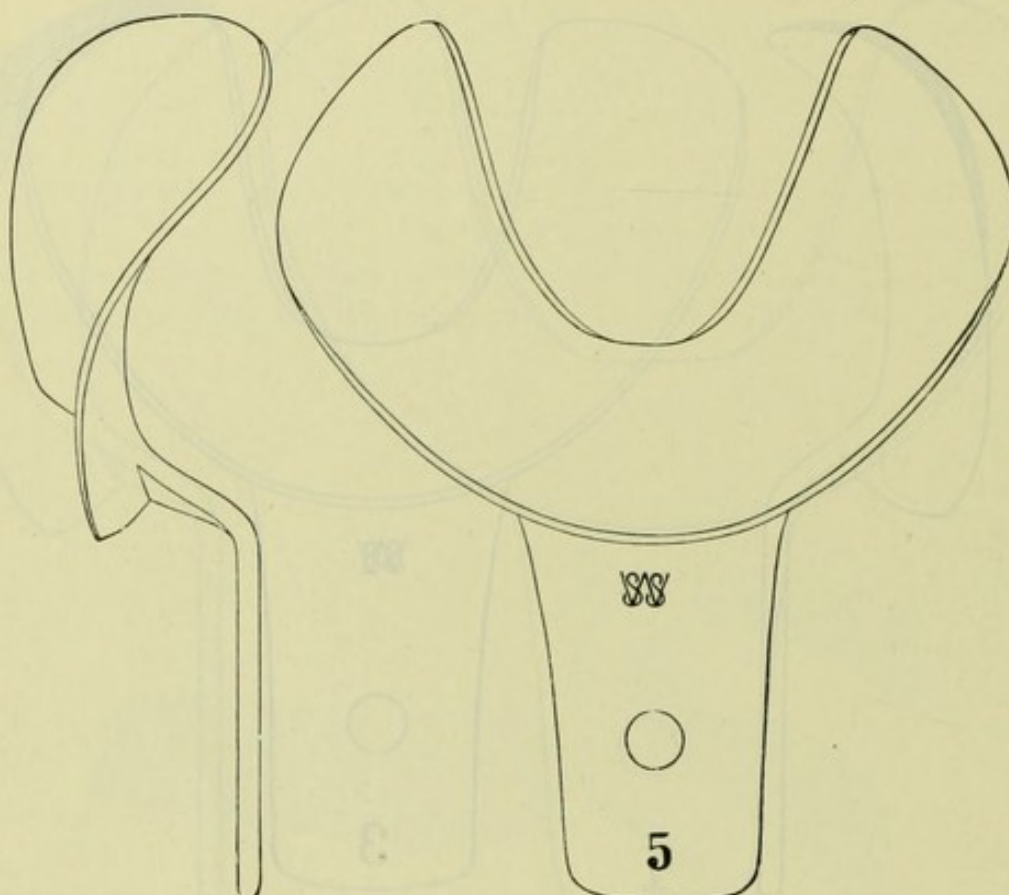
For Prices, see page 17

## LOWER IMPRESSION TRAYS, FORM F (Continued)



For Prices, see page 17



**LOWER IMPRESSION TRAYS, FORM F (Continued)**

For Prices, see page 17

## LOWER IMPRESSION TRAYS

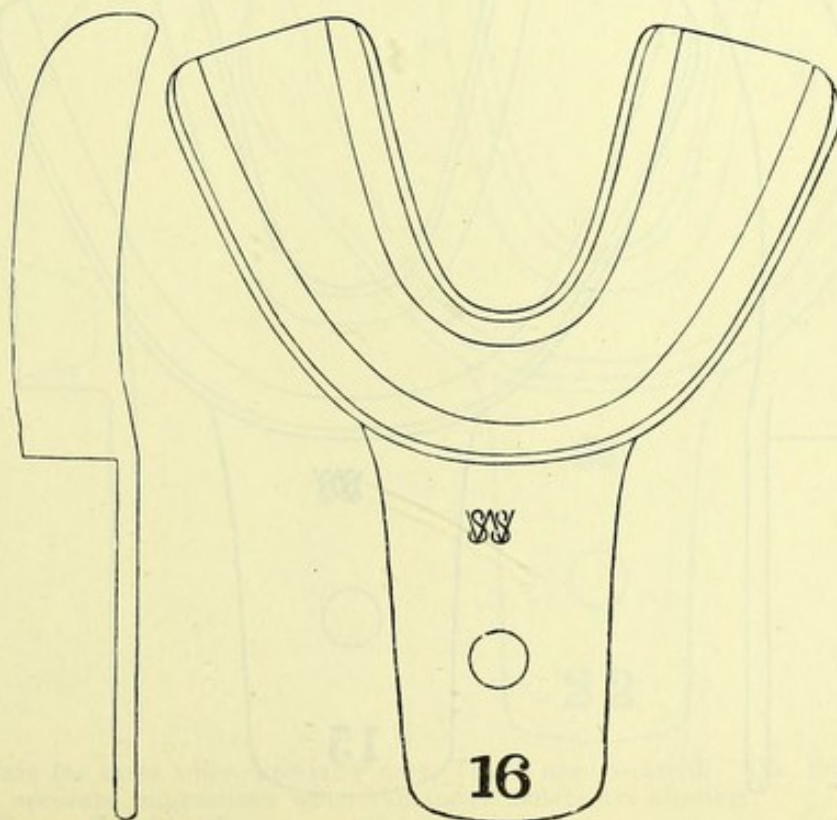

With Flat Bottom and Square Sides

Form H illustrates the shape of a set of three, Nos. 14 to 16, with flat bottom and square sides, designed especially, in taking impressions of Lower Teeth, to obtain the antagonizing model for the Upper Dentures.

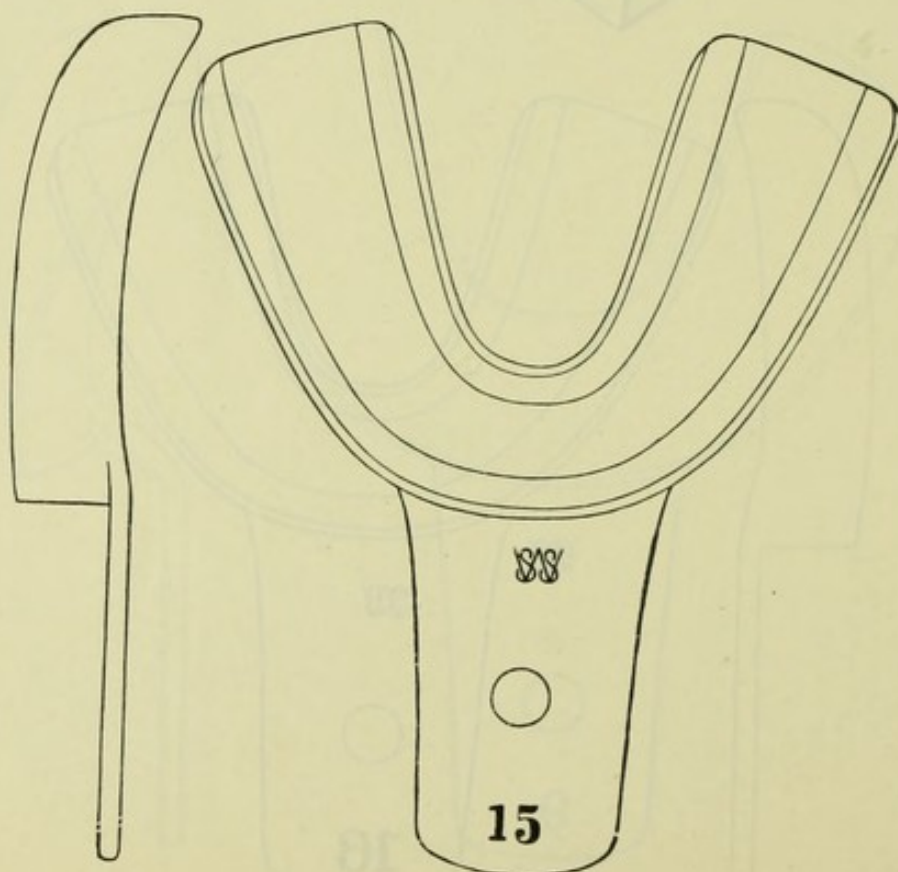
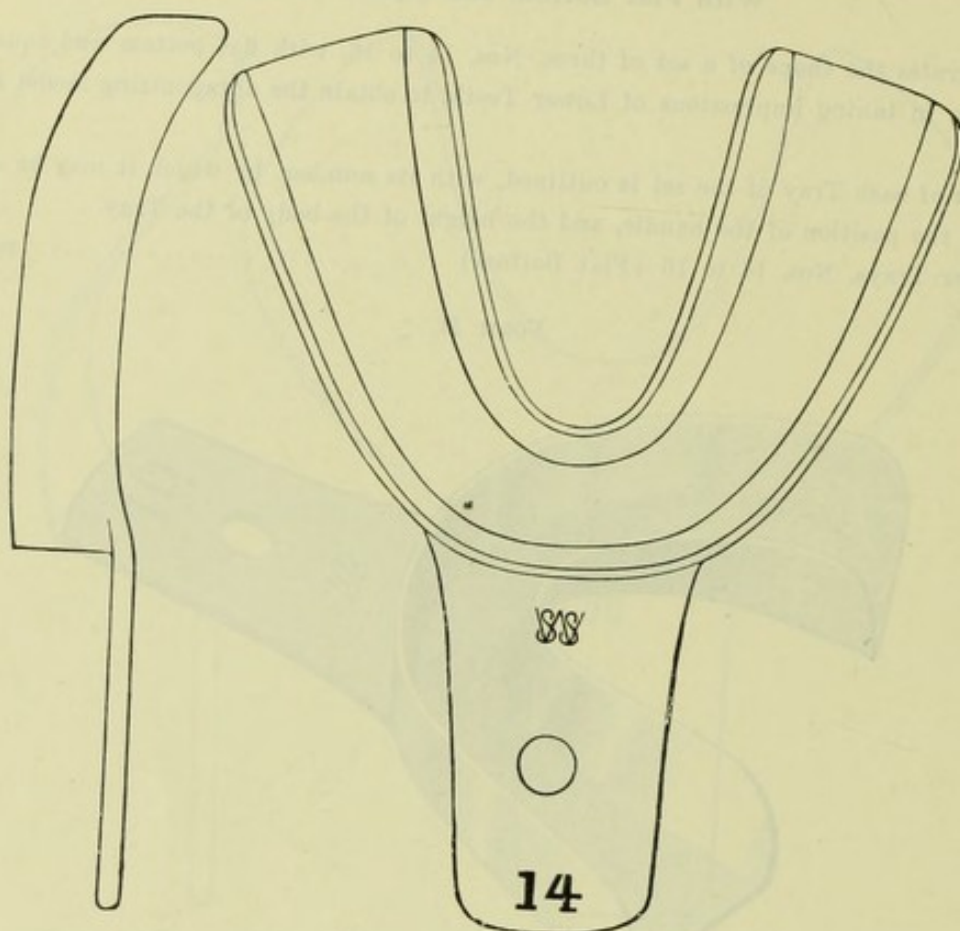
The exact size of each Tray of the set is outlined, with its number, by which it may be ordered. The side view shows the position of the handle, and the height of the body of the Tray.

Price, Lower Trays, Nos. 14 to 16 (Flat Bottom) .....each \$0.25

FORM H



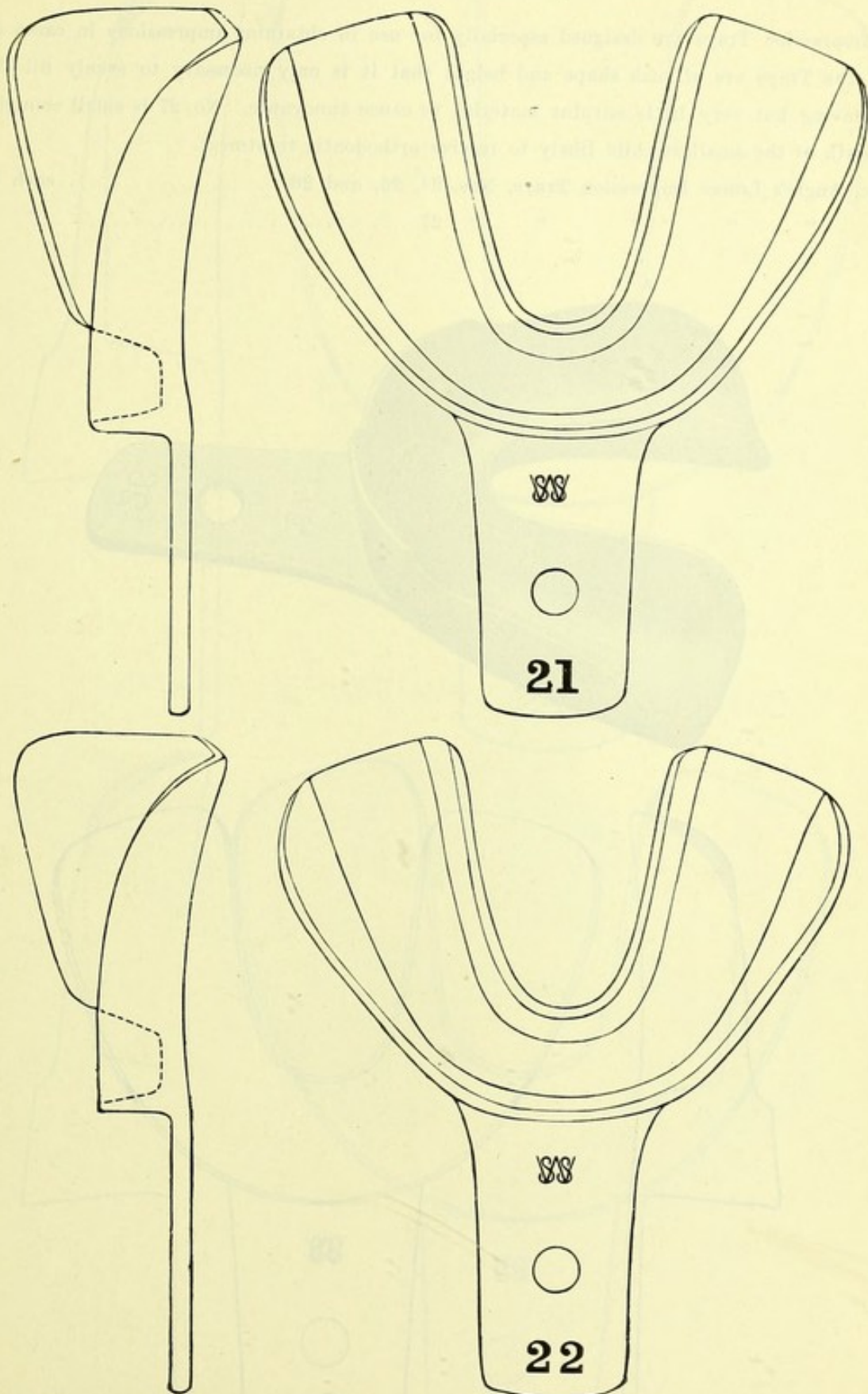


**LOWER IMPRESSION TRAYS, FORM H (Continued)**

For Prices, see page 21

# DEEP LOWER IMPRESSION TRAYS FOR REGULATING

Suggestion of DR. P. F. STRUPPLER



Nos. 21 and 22 are for cases where specially deep Trays are required. The lingual extensions are adapted to secure accurate impressions when the lower molars are missing.

Price, Lower Trays, Nos. 21, 22 .....each \$0.35

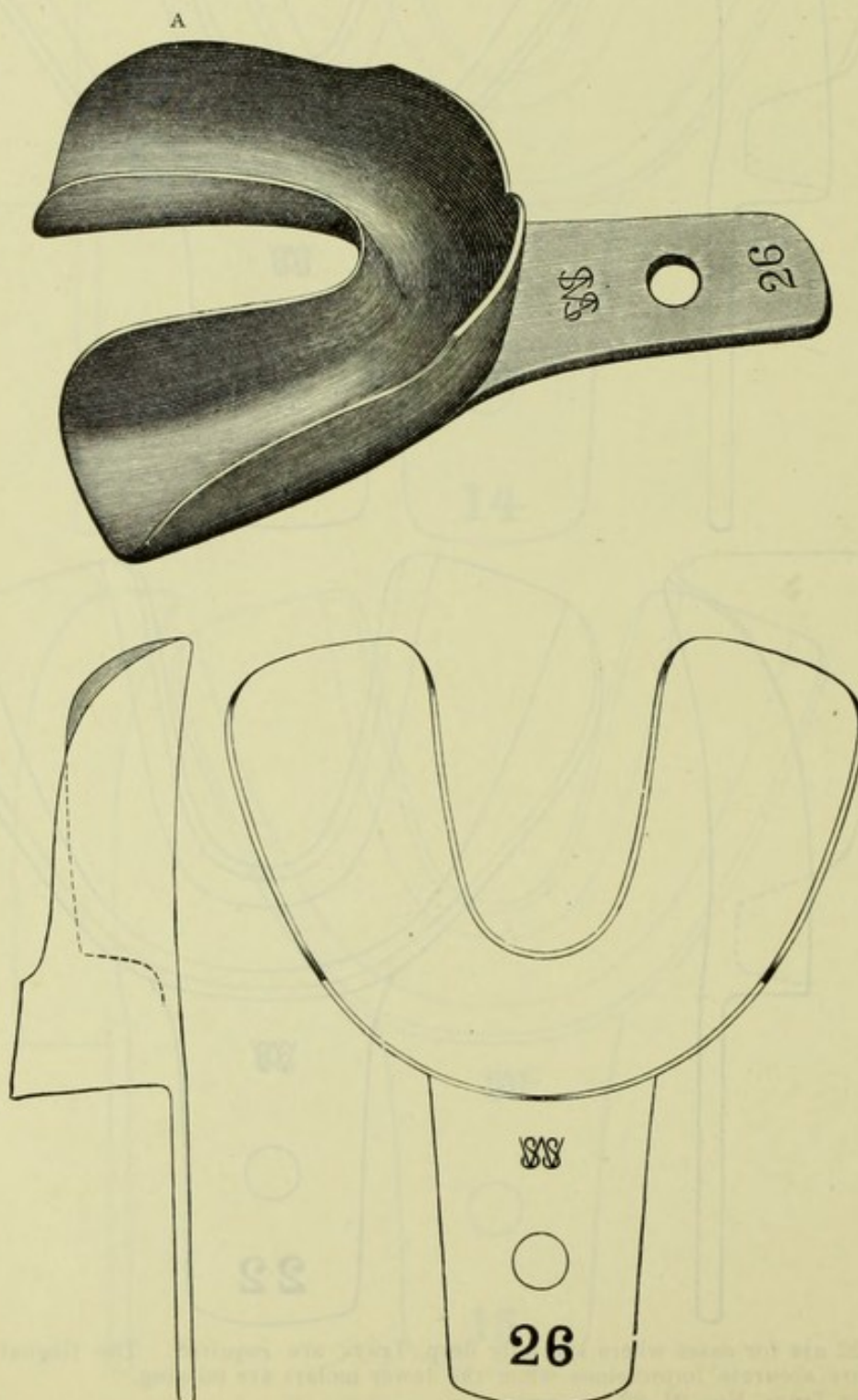


## ANGLE'S LOWER IMPRESSION TRAYS

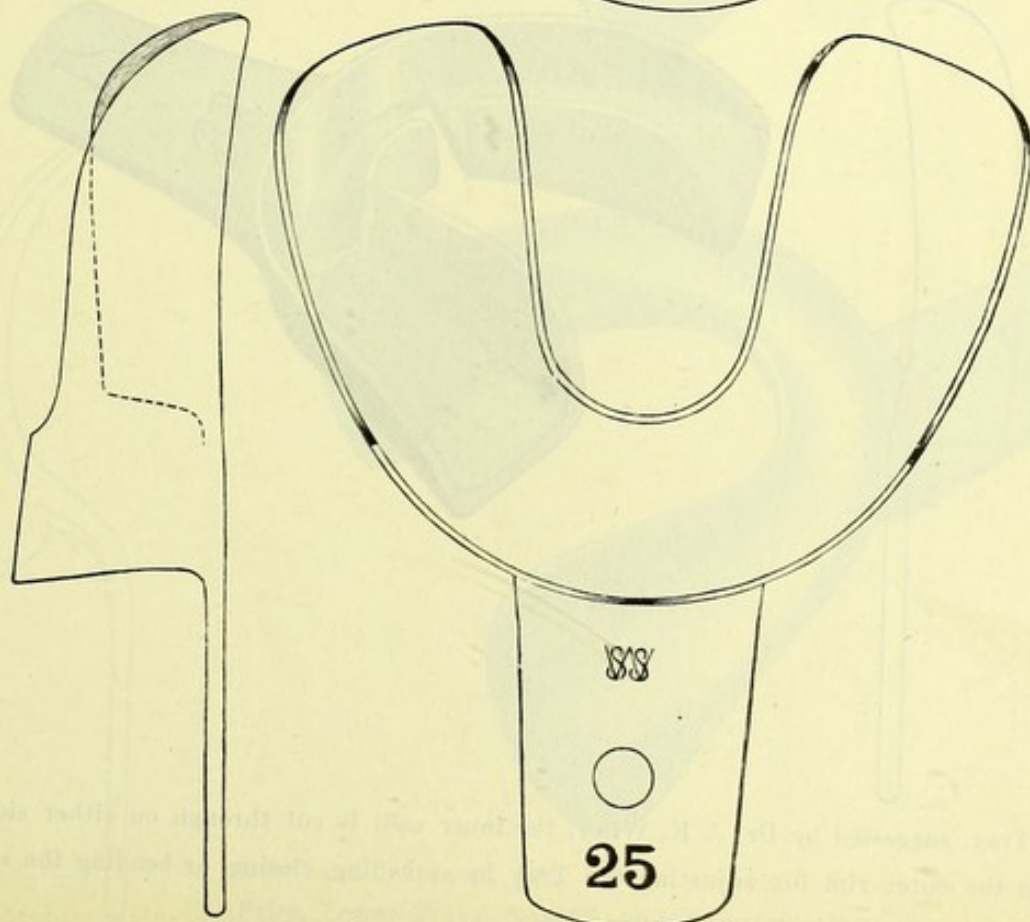
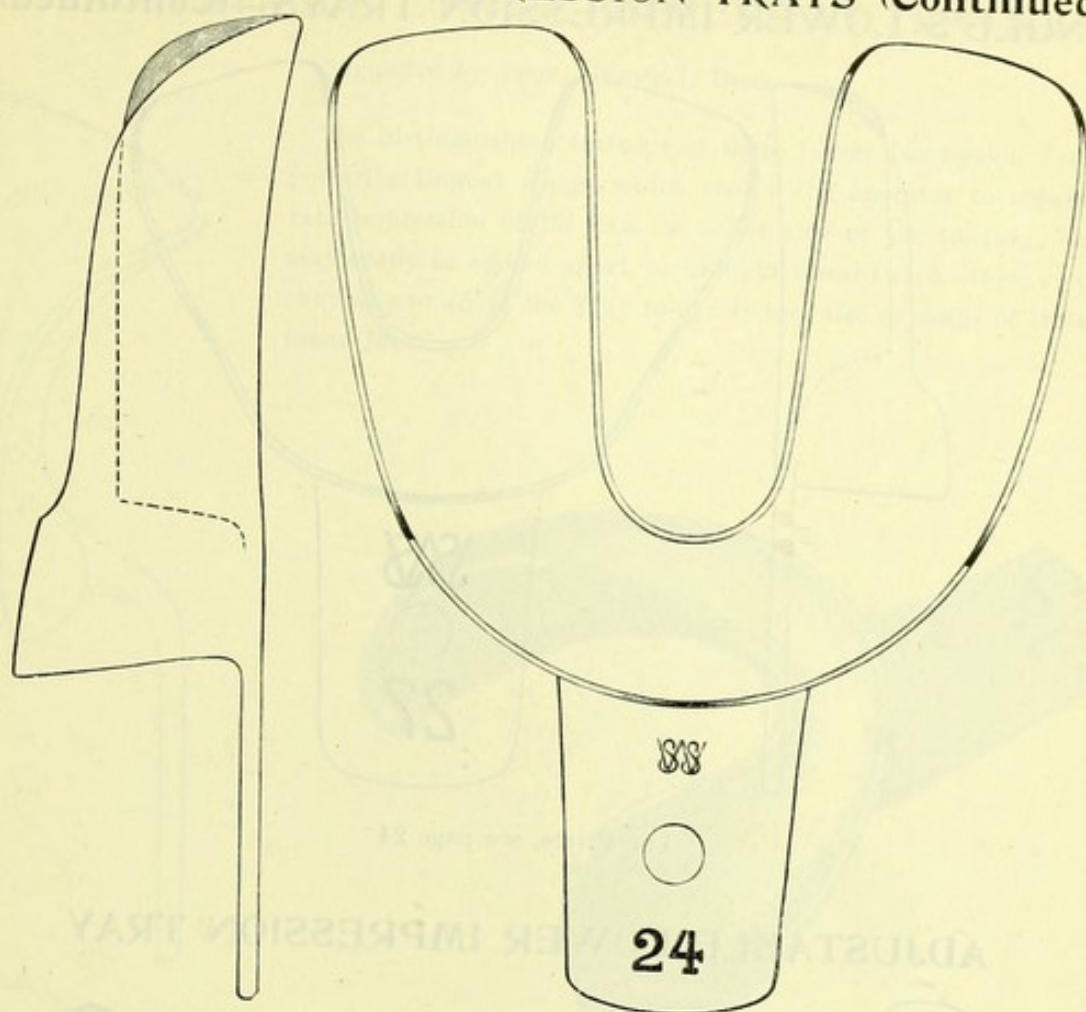
These Impression Trays are designed especially for use in obtaining impressions in cases of irregularities. The Trays are of such shape and height that it is only necessary to evenly fill them with plaster, leaving but very little surplus material to cause annoyance. No. 27 is small enough to serve in the mouth of the smallest child likely to receive orthodontic treatment.

Price, Angle's Lower Impression Trays, Nos. 24, 25, and 26 .....each \$0.35

" " " " " " 27 ..... " .25



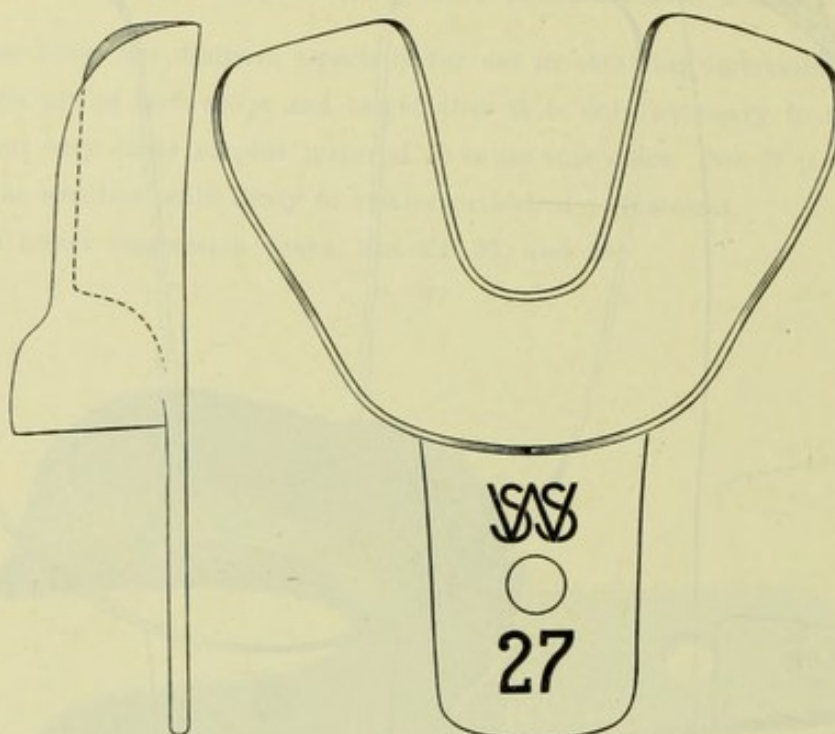
## ANGLE'S LOWER IMPRESSION TRAYS (Continued)



For Prices, see page 24

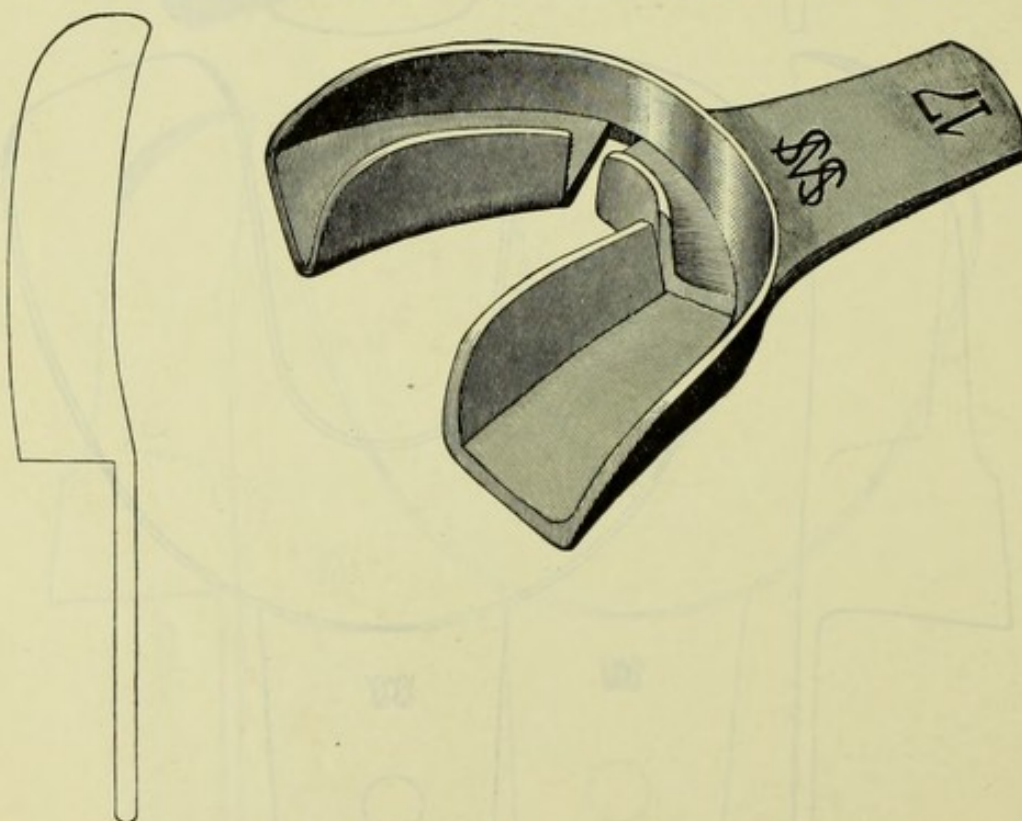


## ANGLE'S LOWER IMPRESSION TRAYS—(Continued)



For Prices, see page 24

## ADJUSTABLE LOWER IMPRESSION TRAY



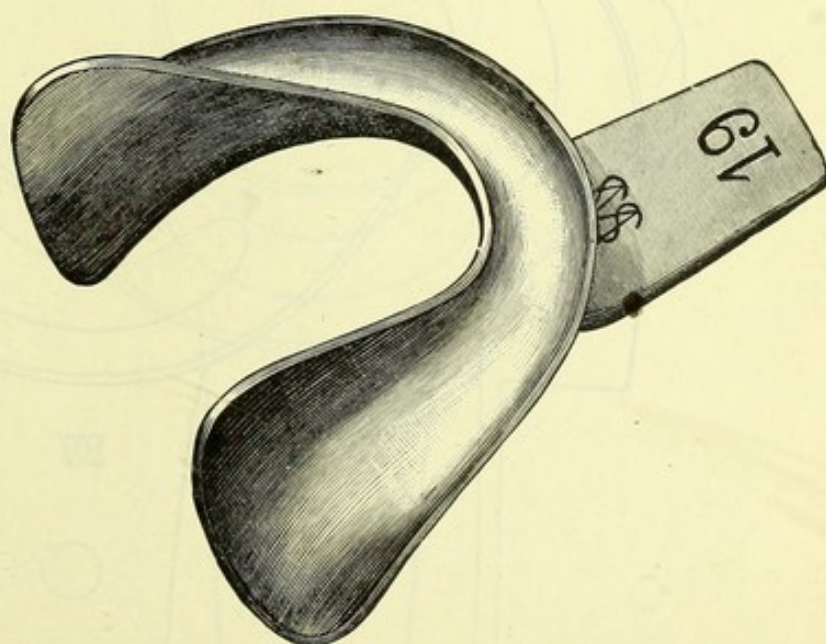

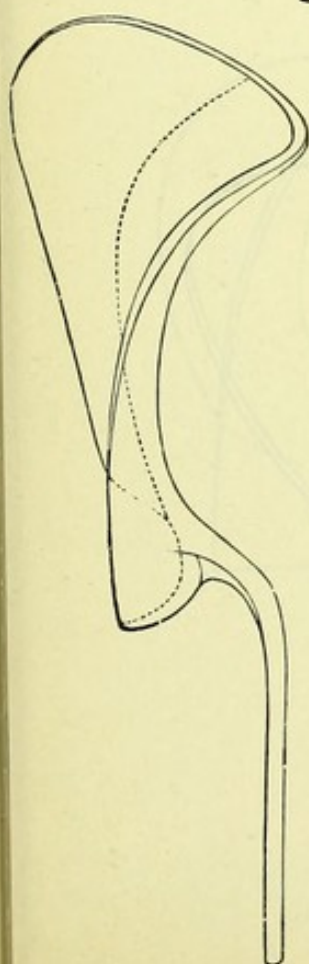
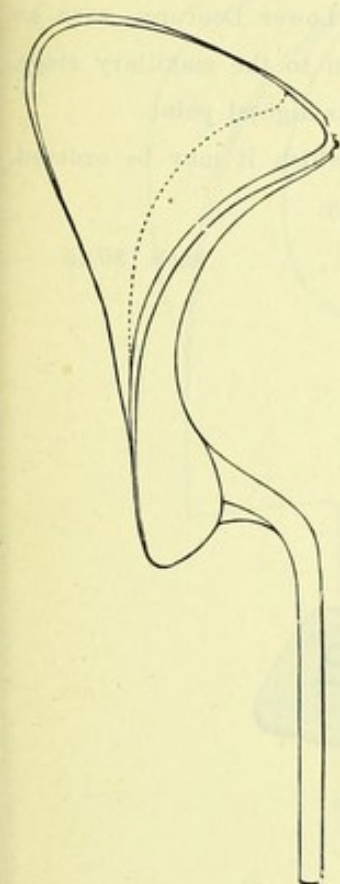
In this Tray, suggested by Dr. J. K. Wiley, the inner wall is cut through on either side, with slots running to the outer rim for adjusting the Tray by spreading, closing, or bending the sides.

Price, Lower Tray No. 17 (Adjustable) ..... \$0.35

## ADJUSTABLE LOWER IMPRESSION TRAYS

Suggested by PROF. HENRY I. DORR

The distinguishing features of these Lower Impression Trays are the posterior lingual wings, which enable the operator to obtain an accurate impression of the jaw on either side of the tongue. These wings may easily be spread apart, or brought toward each other, or twisted, or cut away to adapt the Tray to nearly any size or shape of the edentulous lower jaw.



Price, Lower Trays, Nos. 18, 19 (Adjustable) .....each \$0.35



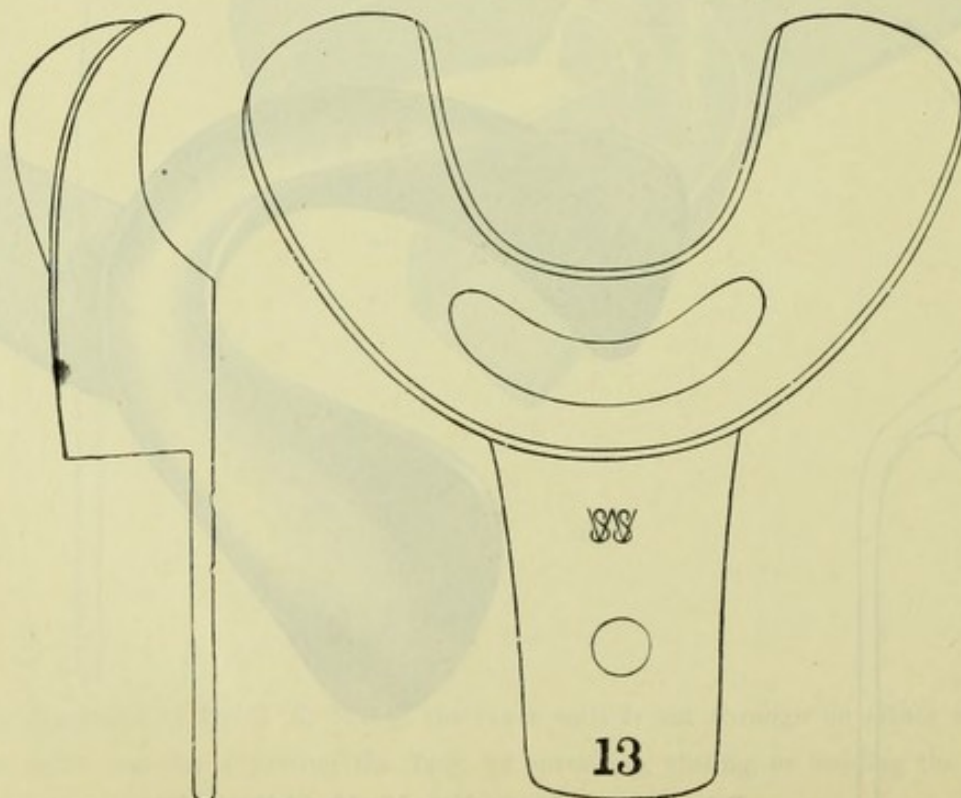
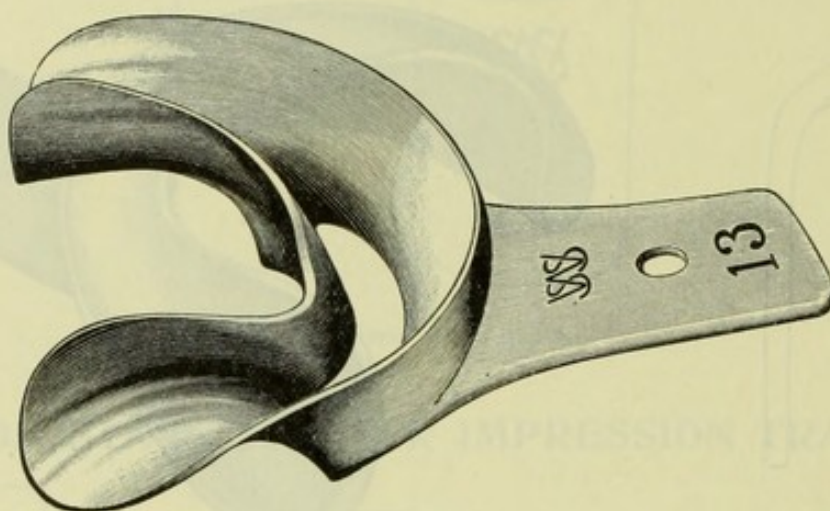
## PARTIAL LOWER IMPRESSION TRAYS

Form G illustrates the shape of a set of four, Nos. 10 to 13, for Partial Lower Dentures, with an opening to allow the front teeth to pass through, and the Tray to pass down to the maxillary ridge. The handle is  $1\frac{1}{2}$  inches in length, and attached to the base of the Tray at its highest point.

The exact size of each Tray of the set is outlined, with its number, by which it may be ordered. The side views show the relative dip of the outer and inner edges of the Tray.

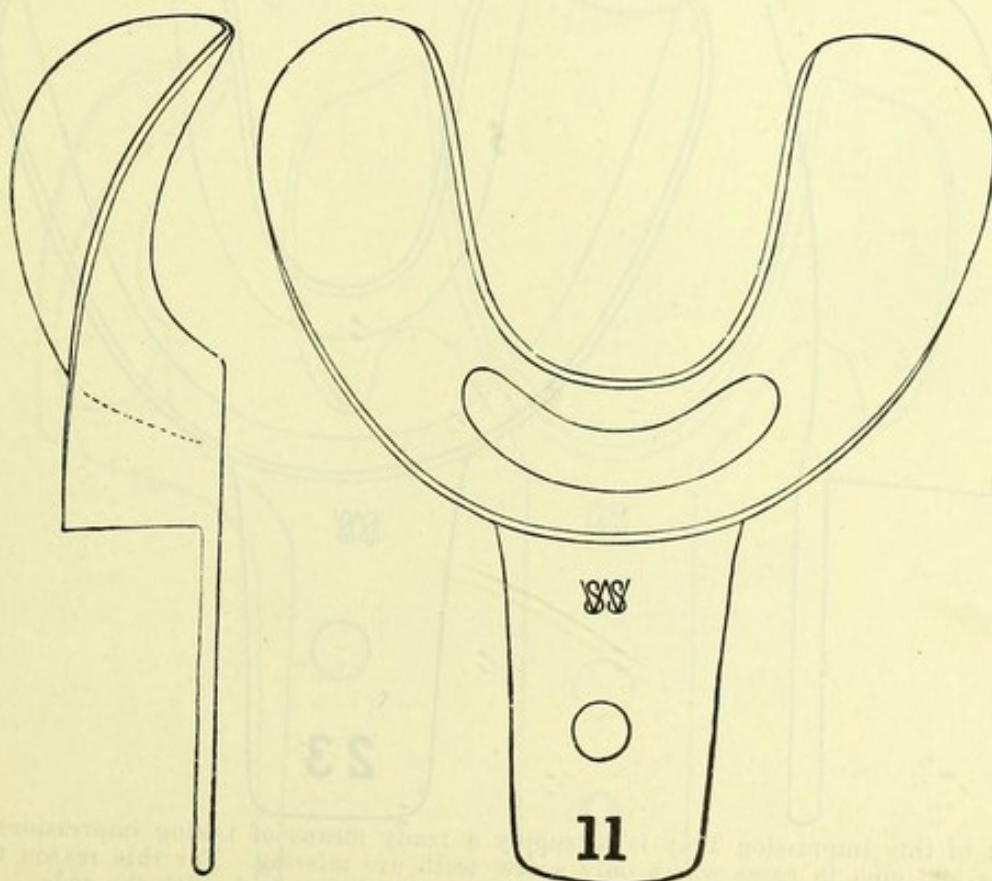
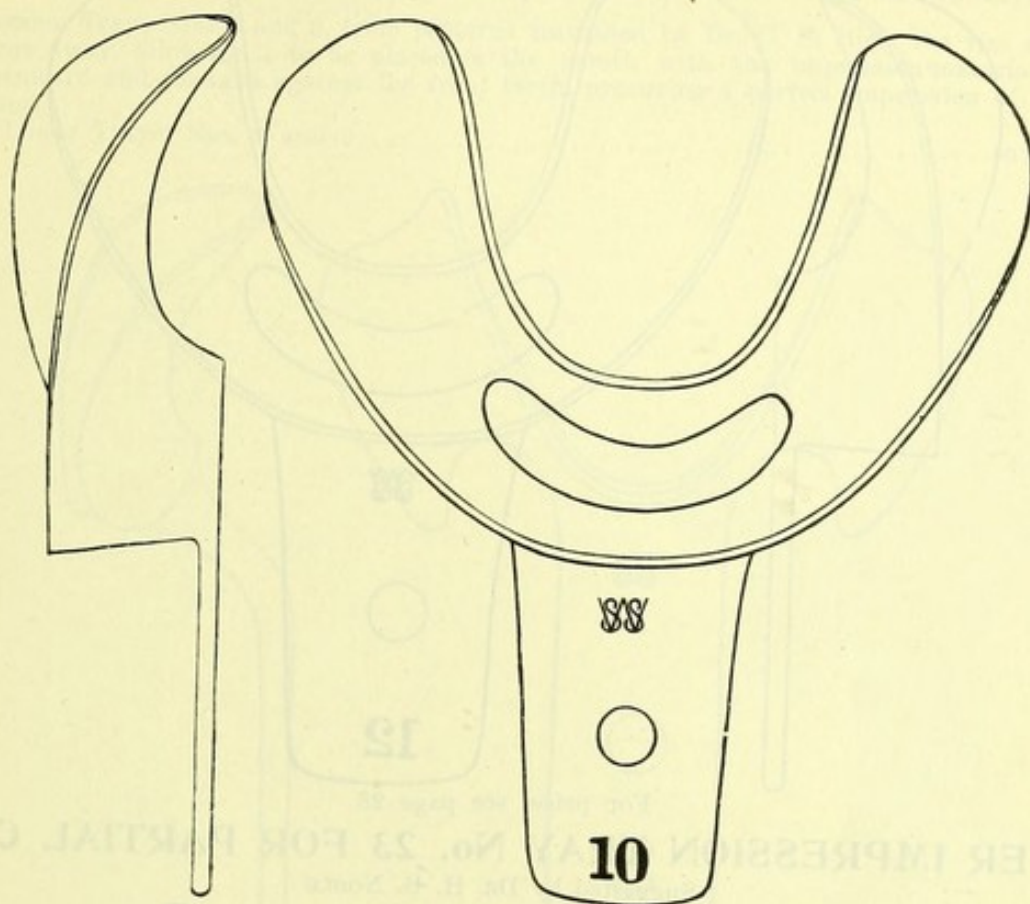
Price, Lower Trays, Nos. 10 to 13.....each \$0.25

FORM G



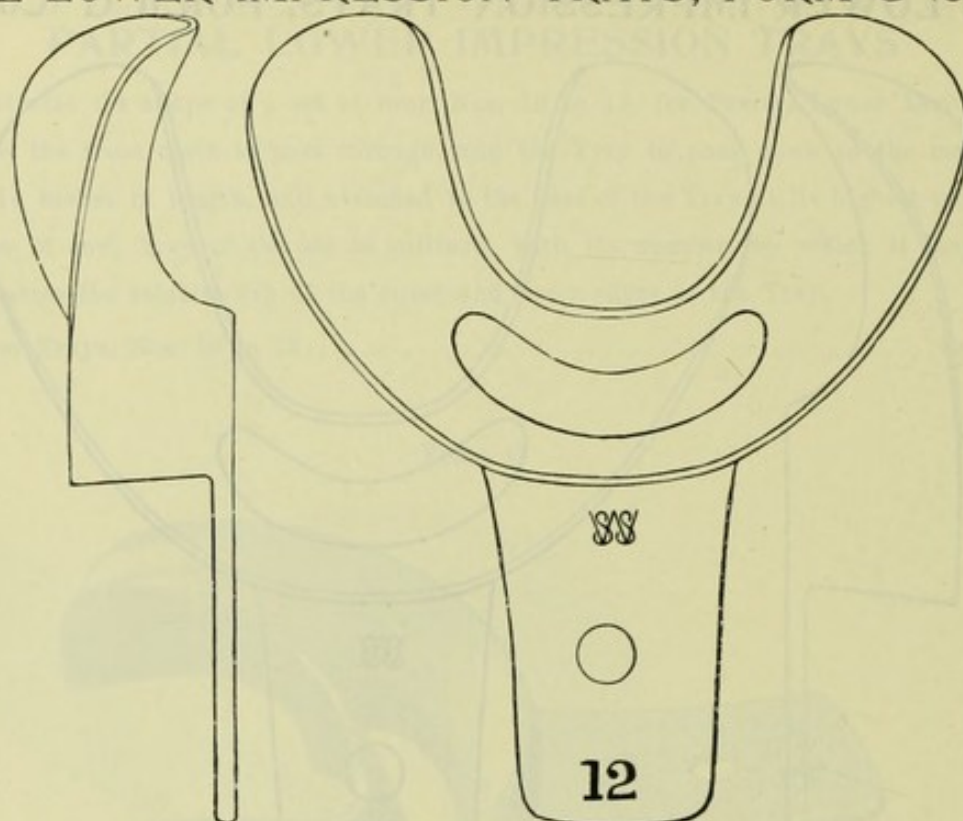


# PARTIAL LOWER IMPRESSION TRAYS, FORM G (Continued)



For Prices, see page 28

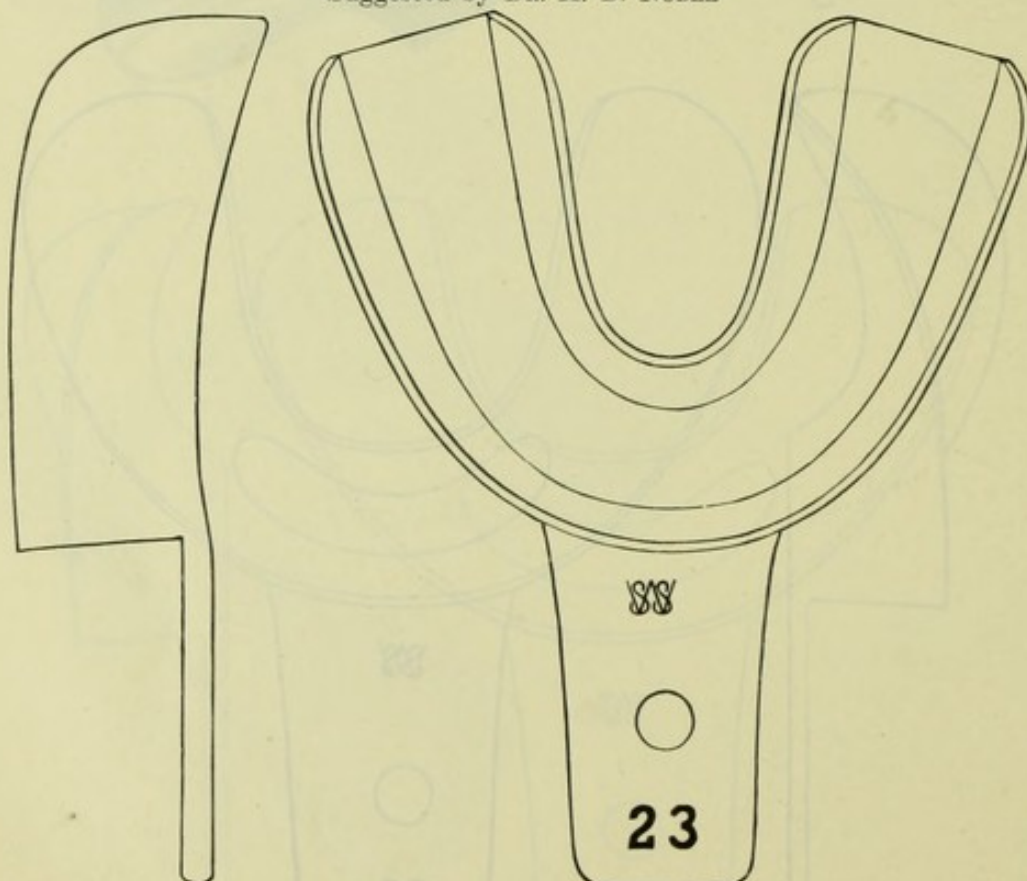


**PARTIAL LOWER IMPRESSION TRAYS, FORM G (Continued)**

For price, see page 28

**LOWER IMPRESSION TRAY No. 23 FOR PARTIAL CASES**

Suggested by DR. H. B. NOBLE



The object of this Impression Tray is to supply a ready means of taking impressions of the entire lower crowns and gum in cases where only a few teeth are missing. For this reason the walls, both outside and inside, are made high and strong, and run out almost flush with the ends.

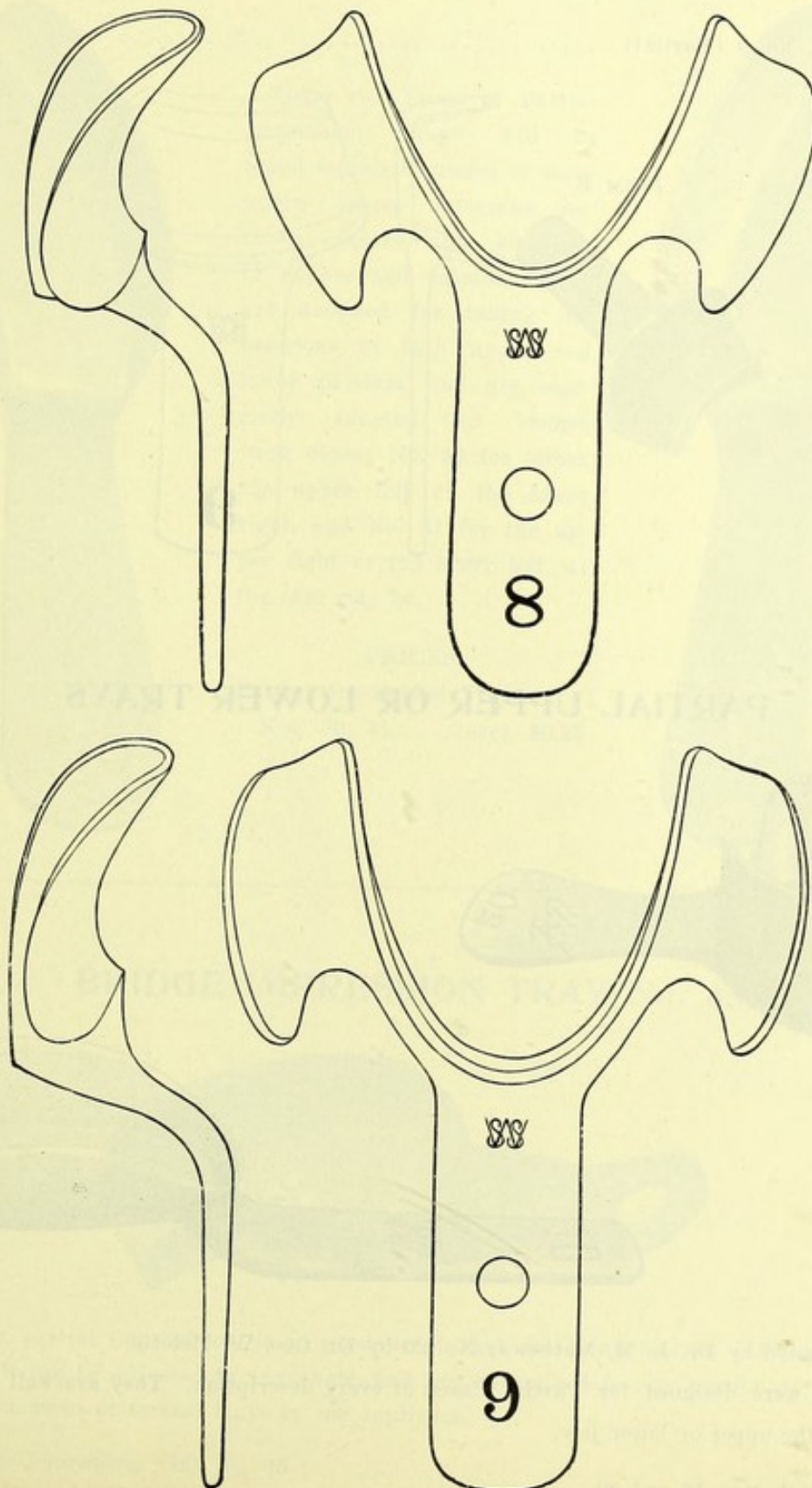
Price, Lower Tray No. 23..... \$0.35



## PARTIAL LOWER IMPRESSION TRAYS FOR UNDERCUTS

In Impression Trays Nos. 8 and 9, from patterns furnished by Dr. C. F. Rich, the rim adjoining the handle is cut away, allowing it to be placed in the mouth with the impression-material in it, and pressed downward and forward against the front teeth, procuring a perfect impression of undercuts or shelving gums.

Price, Lower Trays, Nos. 8 and 9.....each \$0.25

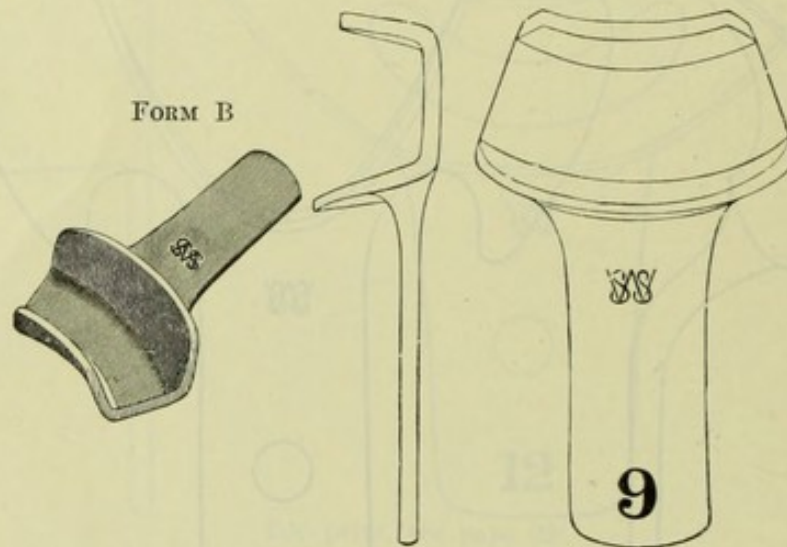





## PARTIAL UPPER TRAYS

Form B illustrates a Partial Upper Tray for one or two teeth. Useful in crown- and bridge-work. One size.

Price, Upper, No. 9 (Partial) ..... \$0.20



## PARTIAL UPPER OR LOWER TRAYS



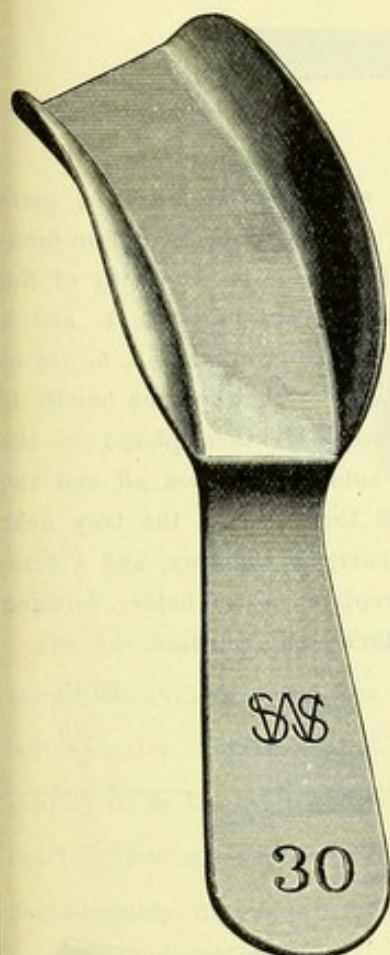
No. 10 Suggested by Dr. L. M. Mathews; No. 20 by Dr. Geo. W. Melotte.

These Trays were designed for Partial Cases of every description. They are well adapted for use in any part of the upper or lower jaw.

Price, Partial, Nos. 10 and 20 .....each \$0.25

## PARTIAL IMPRESSION TRAYS

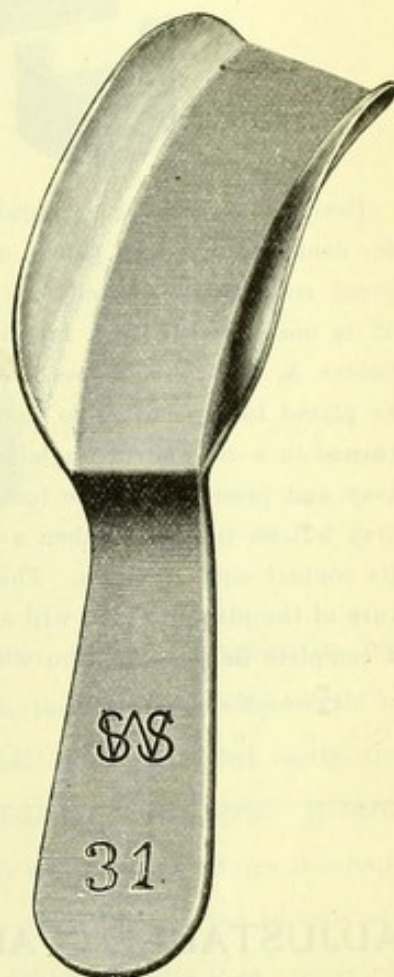
Suggested by DR. H. H. BURCHARD



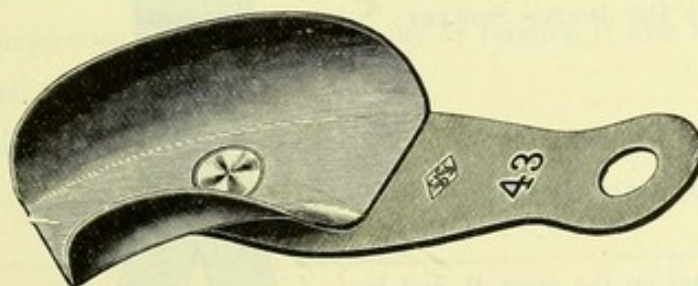
These two forms of Partial Impression Trays will be found especially useful in cases where spaces intervene between molars and bicuspid or molars and cuspids. They are designed for taking impressions of both upper and lower partials, and are especially adapted for bridge-work cases; No. 30 for either the upper left or the lower right, and No. 31 for the upper right or the lower left, as the case may be.

### PRICES

Partial Impression Trays,  
Nos. 30, 31.....each \$0.25



## BRIDGE IMPRESSION TRAY No. 43



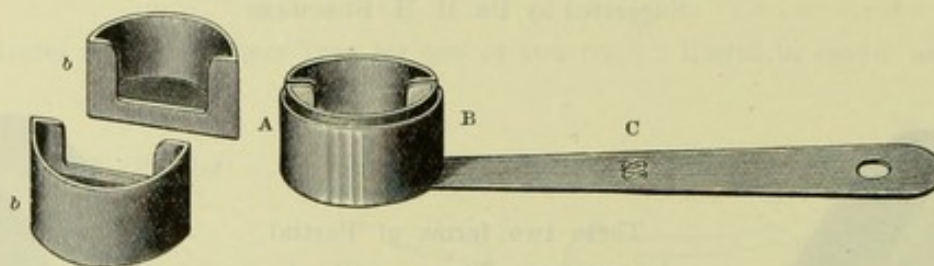
This Tray, for partial impressions, is so constructed that the Tray has an independent swiveling motion, so that it can be adjusted to any angle, and can be applied to any portion of the mouth. It thus gives the functions of several trays in one appliance.

Price, Bridge Impression Tray No. 43 ..... \$0.20



## PIER IMPRESSION TRAYS, Nos. 41 and 42

Devised by DR. C. P. WILSON



Designed to produce accurate impressions of separated single teeth which are to serve as piers for dental bridges and plates, or for regulating attachments. There are two sizes which have been numbered respectively 41 and 42. The illustration shows the exact size of Tray No. 41. The Tray of No. 42 is one-sixteenth inch larger. The device consists of a tray B, made in two parts, *b, b*, and a holder A, which telescopes over the tray, attached to a handle B. In use the two parts, *b, b*, are to be placed in the holder so that the dividing line of the tray may be mesio-distal, when the handle is turned to a convenient angle for taking the impression; thick mixed plaster is then placed in the tray and pressed over the tooth. When the plaster has hardened, the holder is slipped off and the tray left on the tooth; then a thin knife or excavator is forced between the parts of the tray near its contact with the gum. This effects a lateral separation of the two parts of the tray, and a fracture of the plaster which will allow the parts to be readily rejoined and replaced in the holder, forming a complete impression from which a perfect plaster model, or several of them, may be made.

Price, No. 41, small .....	\$0.40
“ “ 42, large .....	.40

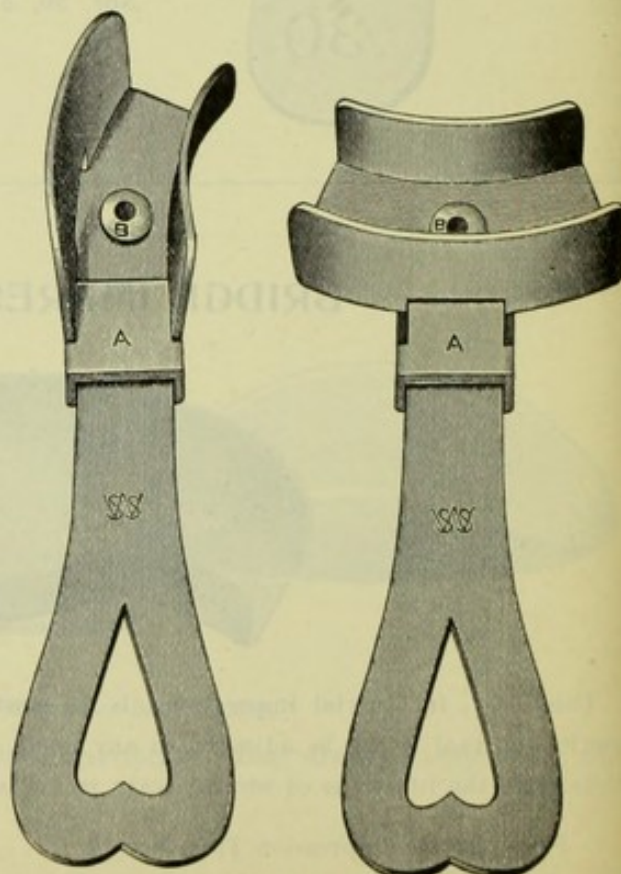
## ADJUSTABLE PARTIAL IM- PRESSION TRAY No. 40

Patterns furnished by DR. JUSTUS STOLLEY

This device conveniently takes the place of three partial impression trays.

The Tray proper rotates on the pivot B, and is thus perfectly adapted for use in the front or either side of the mouth; and is firmly held in either position by the sliding guard A.

Price, Impression Tray No. 40.....\$0.60





## THE IDEAL DENTAL BASE-PLATE

**Plastic as Wax, Rigid as Metal, Fits like a Glove, Does not "Crawl" from the Cast, nor Soften under the Heat of the Mouth**



The Ideal Dental Base-Plate is a fixed compound of a brownish color, which is supplied in thin sheets, about  $3\frac{1}{4} \times 2\frac{1}{2}$  inches. It is hard, and, though not easily broken, is somewhat brittle. Held in boiling water or over a spirit lamp for a few minutes, it softens, and can then be molded easily and rapidly to fit the most minute inequality of the cast as closely as a vulcanized rubber plate. It hardens in a few minutes becoming so rigid that it will break before it will bend, and so retains its shape unchangeably in handling. When softened it can be cut with shears; when hard it can be trimmed to any form with a file, even to a feather edge. For trial-plates for taking the bite it is unequaled. It has been—not merely can be, but *has been*—used to mount teeth for actual service in the mouth for a week or so. It does not change its form in the heat of the mouth, but retains its position like a metal plate, neither softening nor pressing out of shape. If broken it is easily repaired, and when repaired is as strong as ever. The Ideal Dental Base-Plate is readily utilized for making an emergency impression tray, with a handle, by forming it over a plaster cast of similar shape to the case in hand, but larger in size.

Put up in boxes containing 12 sheets.

Price .....per box \$0.50

## "SUPERIOR" GUTTA-PERCHA FOR BASE-PLATES

The Gutta-Percha which we sell as "Superior" is the best that can be procured

Pink Gutta-Percha .....	per lb. \$2.90
White " .....	" 2.90



## WAX PREPARATIONS



Pure refined beeswax is the base of our wax Preparations. In some of them there is nothing else; in others, paraffin or other substance is combined with the beeswax to confer certain defined advantages; but in no case is their production cheapened by the incorporation of tallow, etc. None of these last, so far as we have ever been able to learn, adds the slightest working value to the preparations, the only purpose in their use being the lowering of the manufacturing cost. Because of their purity and freedom from debasing elements S. S. White Wax Preparations have long stood foremost in their usefulness to dentists.

All our Wax Preparations have tissue paper between the sheets for easy separation.

### Yellow Wax for Taking Impressions

Pure beeswax, with all the advantages which that fact implies. Very easy of manipulation, inelastic, with very slight contraction in hardening. Especially good, also, for taking bites. Cakes  $3\frac{1}{2}$  x  $3\frac{1}{2}$  inches. In half-pound boxes. Per box \$0.50.

### Yellow Wax in Thin Sheets for Base-Plates

Pure beeswax, greatly toughened by an improved method of manipulation, which makes it more pliable. The sheets are readily bent cold without breaking, but we advise that it be warmed before being applied to the model as its adaptability is thereby increased. The color also is improved by the newer method of manufacture,—a semi-transparent yellow. Very thin; can be used where extra thin plates are required. In sheets  $2\frac{3}{4}$  x  $5\frac{1}{2}$  inches. Half-pound box, \$0.50.

### Extra Tough Pink Paraffin and Wax for Base-Plates

Pure beeswax and paraffin. The paraffin increases the hardness and toughness of the product. Largely used for many years and known the world over for its superiority. In sheets,  $2\frac{3}{4}$  x  $5\frac{1}{2}$  inches, slightly thicker than the yellow Base-Plate Wax. Half-pound box, \$0.50.

TRADE-MARK  
**TENAX WAX**  
 Reg. in U. S. Pat. Off.  
 (Pink Paraffin and Wax)

Essentially our Pink Paraffin and Wax, with the addition of a small proportion of another ingredient, which largely increases its toughness, making it very useful for base-plates. It can be shaped over the cast quickly, takes and holds a sharp contour of the surfaces applied to. Very thin, and therefore especially adapted to cases where an extremely thin plate is necessary.

Light pink in color, with a delightful aroma. Sheets  $2\frac{3}{4}$  x  $5\frac{1}{2}$  inches. Half-pound box, \$0.50; specially thin sheets, \$0.75.



## S. S. WHITE MODELLING COMPOSITION

### FOR IMPRESSIONS



Strongly individualized, the S. S. White Modelling Composition has earned the right through more than a third of a century of wide use to be called the best all-round impression material at the service of the dentist. These are its special characteristics:

It stands a high heat without becoming sticky; when hardened it is rigid, with no suspicion of brittleness, sticks together in a mass; it does not 'crawl,' but holds the form and size it is molded to; and at a certain stage of its hardening a slight degree of elasticity develops, at which time it can be slightly distorted in withdrawing,—as where there are irregularly placed bell-crowned teeth,—and then resume its form, giving a true impression.

For certain impressions it is unequalled; as in a mouth where there are soft spots in the ridge; in making quick models for study in regulating cases; in partial cases where there are under-cuts or inclined teeth; and in fractures of the lower jaw, because it will draw and regain its shape from undercuts.

It reproduces cleanly and sharply, every detail of the jaws and teeth, it is easily worked, hardens promptly, may be removed in say, three minutes,—rarely causes nausea, and when the model is run in it, the Modelling Composition on being warmed peels off readily, leaving the plaster clean and white.

It is of a uniform texture, works the same one time as another.

Softens with wet or dry heat, preferably the former.

In cakes  $3\frac{1}{2} \times 3\frac{1}{2} \times \frac{1}{4}$  inch; half-pound boxes.

Price .....	per lb.	\$0.75
“ in 10-lb. lots .....	“ “	.65

### FOR BASE-PLATES

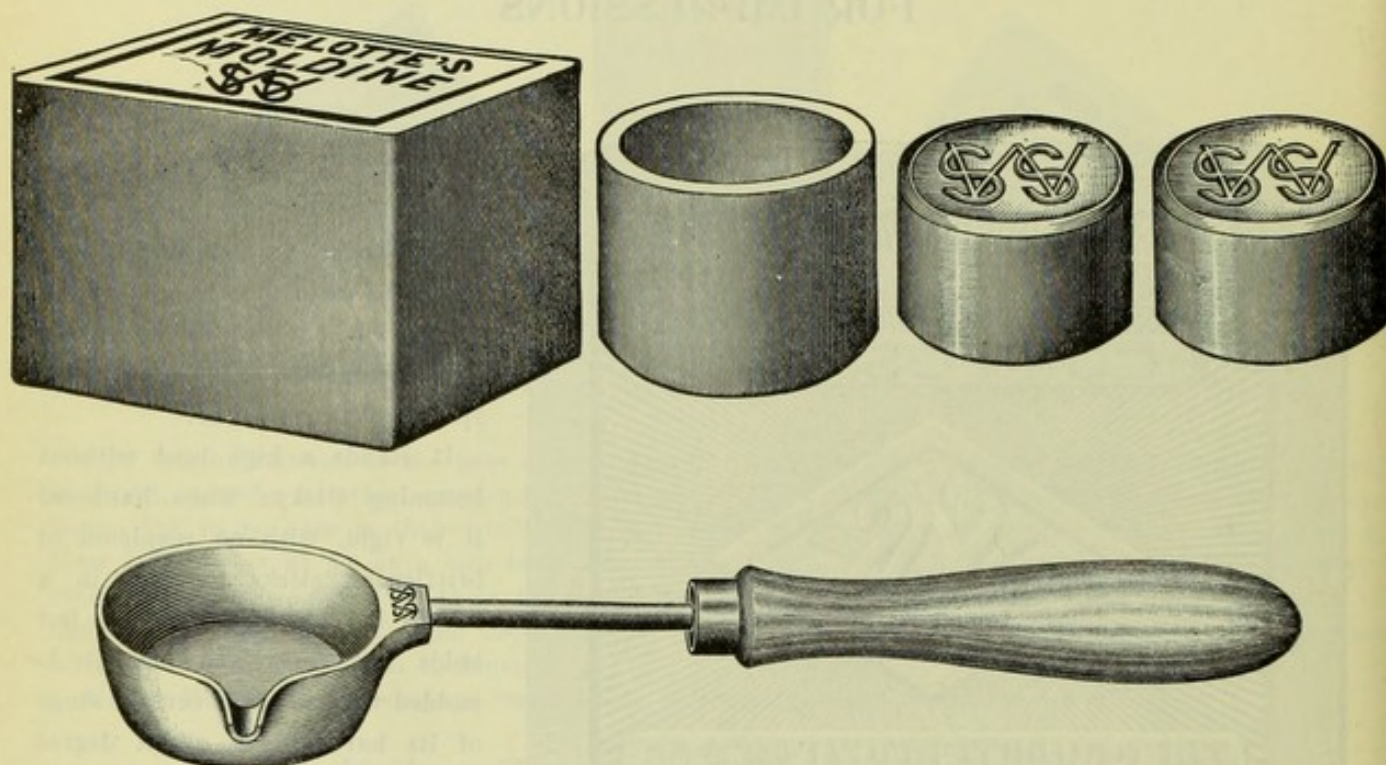
S. S. White Modelling Composition is one of the best materials for base-plates. Its great strength permits frequent tryings-in in the mouth without altering its shape, and it is not affected by the heat of the mouth. It is especially superior in partial plates. Manipulated the same as for impressions. For Base-Plates, in thin sheets  $5\frac{1}{2} \times 2\frac{1}{4}$  inches, half-pound boxes. Per lb. .... \$1.25



Trade-Mark

**THE MELOTTE MOLDINE AND FUSIBLE METAL**

Reg. in U. S. Pat. Off.



Time, the wonder-worker, has been gradually extending or rather multiplying the uses of the Melotte Moldine and the Fusible Metal which is its complement, until the dental office which has not a Moldine Outfit is hardly complete in its appointments.

Much of the development in dental practice in the past few years has been along lines in which the many-sided usefulness of Moldine could be applied advantageously. Moldine has grown in importance accordingly.

The outfit includes: Melotte Moldine ( $\frac{1}{2}$  lb.), 1 Rubber Ring, 2 ingots of Melotte Fusible Metal, and 1 Melting Ladle (our No. 8).

With this outfit you are prepared for all the numerous calls for taking impressions of the end of a root of one or two teeth; for building up teeth for models; for making models or dies of crowns or of a small part of the arch; for making counter-dies. Moldine also makes one of the best of cushions in the dental swager, superior in some respects to shot or water-bags. If it loses its workability, a little glycerin kneaded in will restore it. The Moldine outfit is inexpensive and indispensable.

**PRICES**

Complete Outfit, inclosed in a wooden box containing one-half pound Moldine, one Melting Ladle No. 8, one Ring, and two Ingots of Fusible Metal .....	\$1.25
Melotte Moldine .....	per half-pound .25
Melting Ladle (S. S. White No. 8) .....	.25
Rubber Ring .....	.10
Melotte Fusible metal, per ingot (about $2\frac{1}{2}$ ounces) .....	.35



## FRENCH'S DENTISTS' PLASTER

Reliability is the distinguishing feature of this Dentists' Plaster,—the dentist who uses it may know, in advance, exactly how it will work under given conditions.

It is high grade in material,—made from the finest quality of gypsum; fine and uniform in texture,—calcined and ground by methods which a half-century of unceasing effort for better and still better results has developed. It takes the water of mixing readily, and because of its fineness and freedom from lumps saturates quickly. Properly manipulated it sets hard and promptly.

We supply this Plaster in three varieties, Impression, Cast, and "Slow-Setting."

**Impression Plaster** is extremely fine and sets quickly,—in from three to five minutes, being specially prepared to take up rapidly the water used in mixing. For impressions only; is unsuited for other work.

**Cast Plaster**, for casts, models, and flasking, sets in about twelve minutes. It sets hard and dense; can be used for impressions, where the time of setting is no objection.

**"Slow-Setting" Plaster** is positively indicated for models and flasking where considerable strength is necessary, as in cases where there is a thin overhanging projection; in regulating models or other work requiring the fitting of bands; for reference models in orthodontia cases; and when gum sectional teeth are used. Its setting time is about a half hour. Sold only in barrels, half-barrels, and quarter-barrels.

*Impression and Cast Plasters are sold in barrels, half-barrels, quarter-barrels, 2-quart, 6-quart, 12-quart, 16-quart, and 24-quart tin cans.*



### PRICES

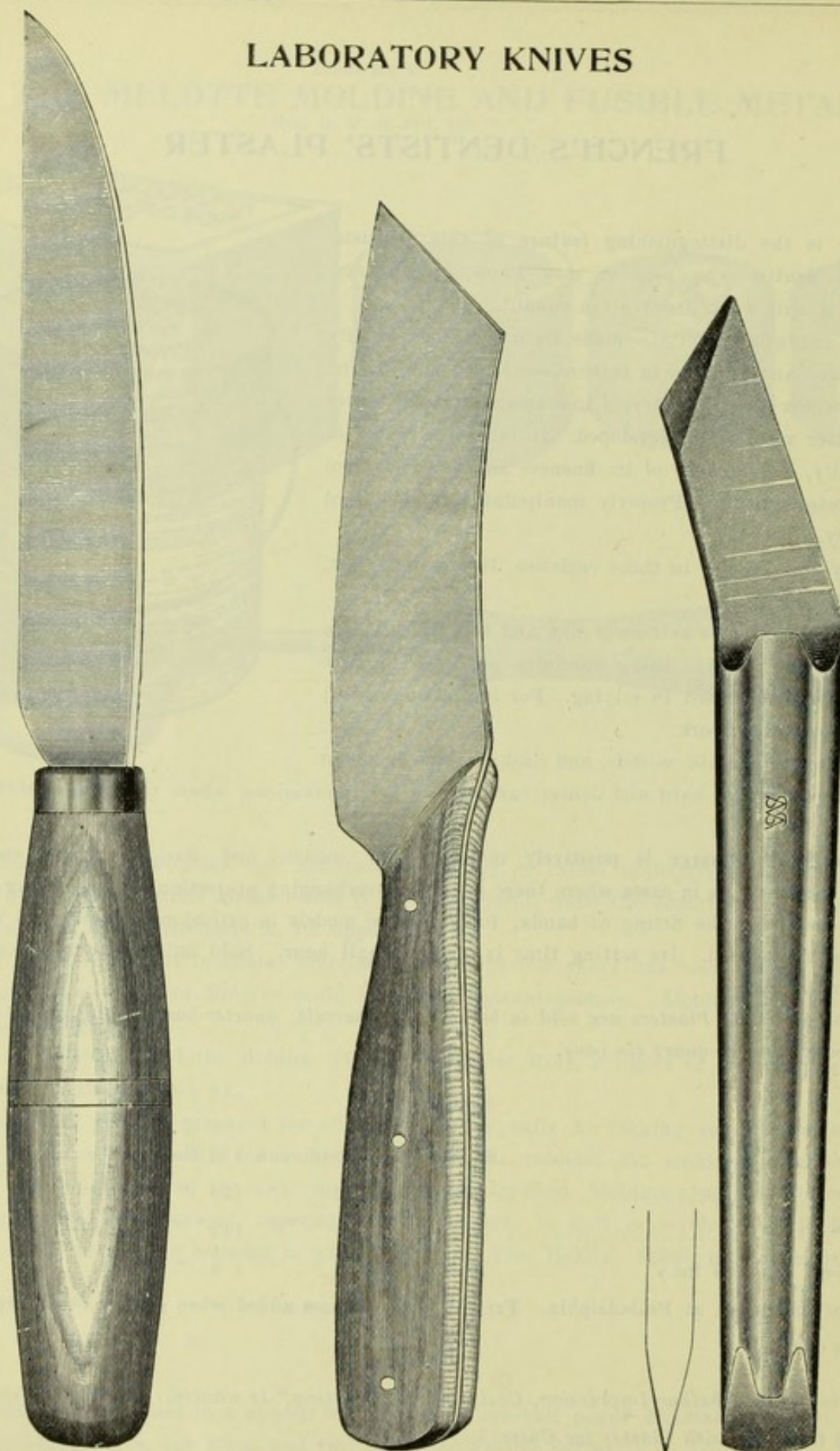
Per bbl. ....	\$3.50	Per 16-qt. can (32 lbs.) .....	\$1.45
" $\frac{1}{2}$ " .....	2.50	" 12 " " (24 " ) .....	1.15
" $\frac{1}{4}$ " .....	1.60	" 6 " " (12 " ) .....	.70
" 24-qt. can (48 lbs.) .....	2.00	" 2 " " (4 " ) .....	.30

These are the prices at Philadelphia. Freight and expenses added when sold at other depots. Boxing on cans extra.

*In ordering state whether Impression, Cast, or "Slow-Setting," is wanted. We fill orders which do not specify the kind, with Plaster for Casts.*



## LABORATORY KNIVES



No. 1

No. 2

No. 6

Nos. 1 and 2 are plain knife blades with wood handles, for rough laboratory work, as the trimming of plaster casts.

No. 6 Plaster Knife, designed by Prof. N. S. Hoff, D.D.S., is made of a single piece of steel, and is shown full size. The angle of the blade with the handle perfectly adapts it for paring plaster casts either by a draw or push cut.

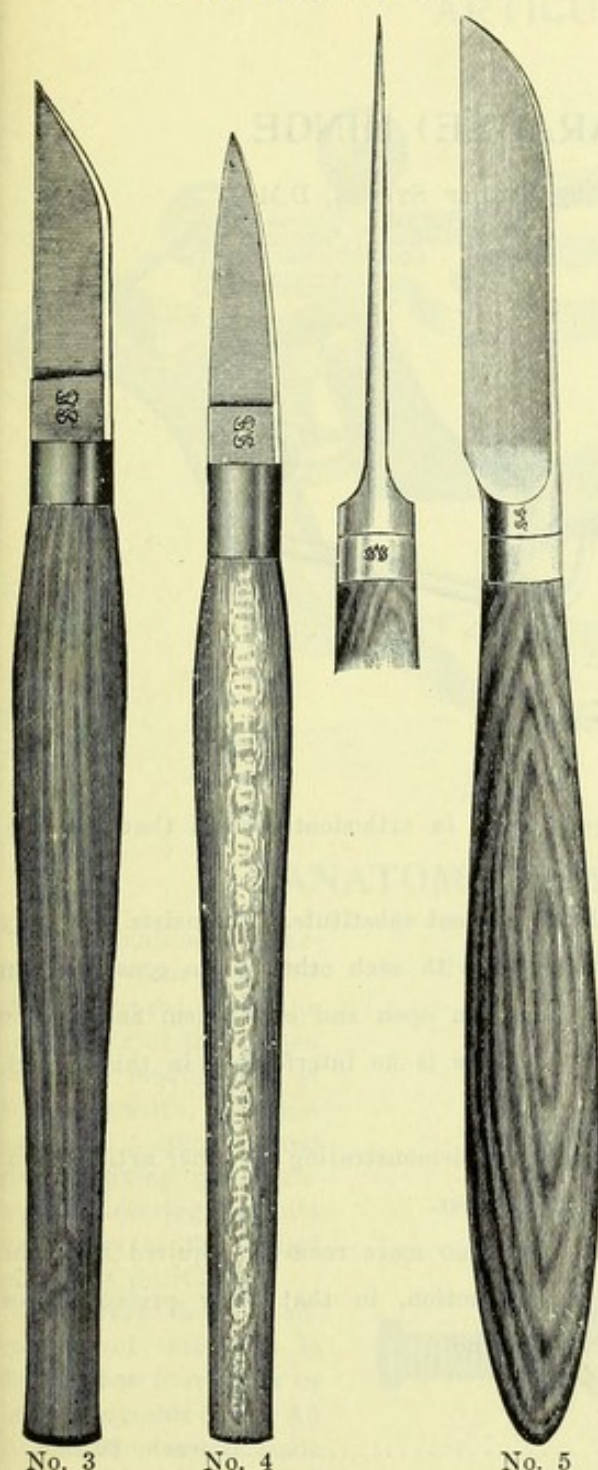
The sharp chisel at the end of the handle will be found especially useful in chipping off the impression from the cast.

Price ..... \$0.50

Price, Nos. 1 and 2.....each \$0.15



## LABORATORY AND OFFICE KNIVES



Knives Nos. 3, 4, and 5 have forged steel blades.

Nos. 3 and 4 are especially adapted for trimming around the teeth in waxing up and after vulcanizing.

Price, Nos. 3 and 4 .....each \$0.25

Office Knife No. 5 has a strong shoulder at the point where the blade joins the ferrule of the handle, conferring rigidity on the blade. This knife is really a handsome, effective instrument.

Price, No. 5 ..... \$0.50

## RUBBER BOWLS FOR MIXING PLASTER



There's only one proper vessel for mixing plaster in,—one of our Rubber Bowls. They are exactly adapted to the purpose, have many advantages and no drawbacks, as witness:

Made of soft vulcanized rubber thick enough to give all the strength and rigidity required, these Rubber Bowls cannot be broken; their sides can be formed into a lip for pouring thin-mixed plaster; and any unused plaster which sets in them can be thoroughly crushed and removed by squeezing the sides together.

They are made in our own factory, with our trade-mark and the letter indicating the size molded on the bottom, as shown.

They are designated as A, B, C,—A small, B medium, and C large. A is  $3\frac{1}{4}$  inches in diameter at the top by  $2\frac{1}{4}$  inches in depth; B, 4 inches in diameter by  $2\frac{1}{4}$  inches in depth; and C,  $4\frac{1}{2}$  inches in diameter by  $3\frac{1}{2}$  inches in depth.

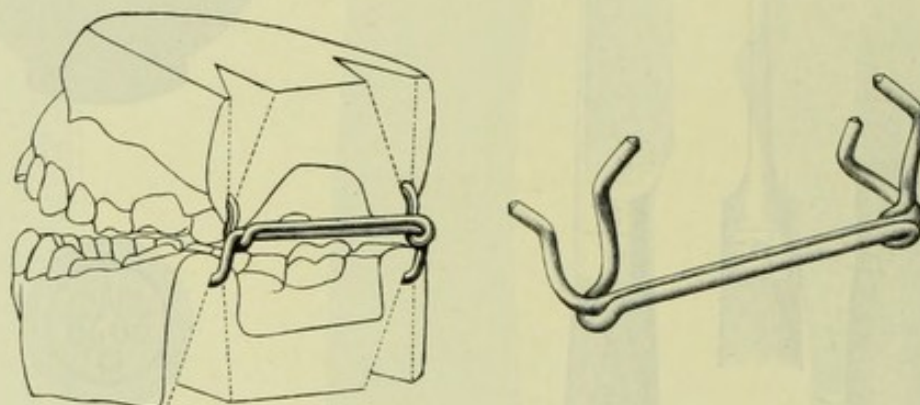
### PRICES

Rubber Plaster Bowl A....	each	\$0.50
" " " B....	"	.65
" " " C....	"	.75



## ORTHODONTIA (SEPARABLE) HINGE

Patented December 1, 1908; invented by RUDOLF SYKORA, D.M.D.



So many articulated models have to be kept for the records in orthodontia cases that the supplying of articulators for them becomes a serious expense.

This simple Hinge of Dr. Sykora's supplies a very cheap, efficient substitute. It consists of merely two pieces of brass wire so curved and twisted and interlocked with each other as to constitute an excellent hinge when properly attached to the models. You can open and close them and as the Hinge is attached after they have been properly articulated, there is no interference in this regard, and no risk of improper articulation.

The two parts are readily separable, as may be desirable for demonstrating a former articulation, so that in case of need, the models can be detached from each other.

The use of these Hinges also economizes space, as with them no more room is required than the models themselves occupy. They have also advantages in inspection, in that their presence does not interfere with the examination of the models from the rear end.

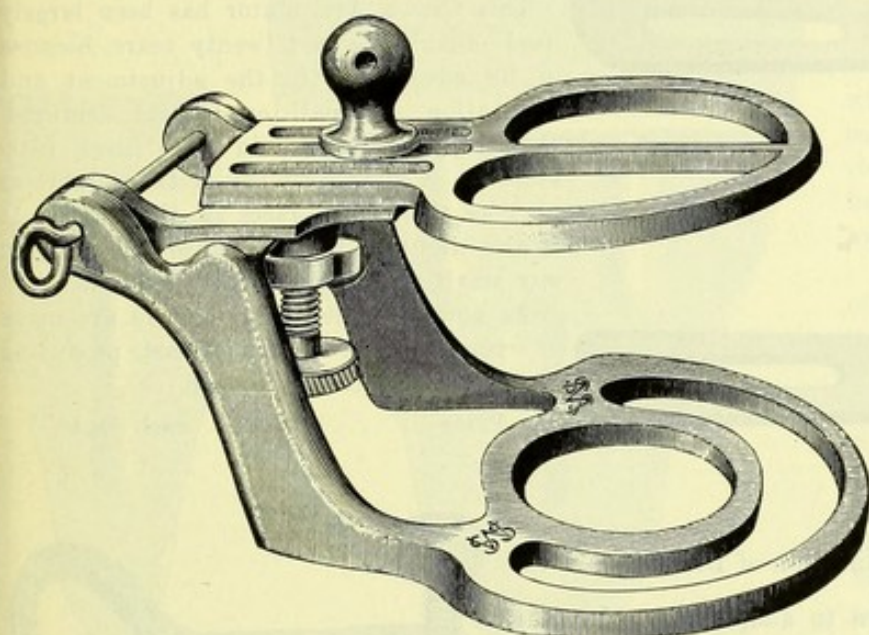
Four sizes, Nos. 1, 2, 3, 4, No. 1 the smallest.

Price .....each \$0.15

**The S. S. White Dental Mfg. Co., Sole Sales Agent**



## ARTICULATOR No. 3



The convenience and completeness of this Articulator, with its low price, have made it very popular. It has a screw located conveniently underneath between the rami—and a hinge by which it can be adjusted to any angle, and the top plate has a backward and forward adjustment controlled by a set-screw. The top plate can be thrown back all the way.

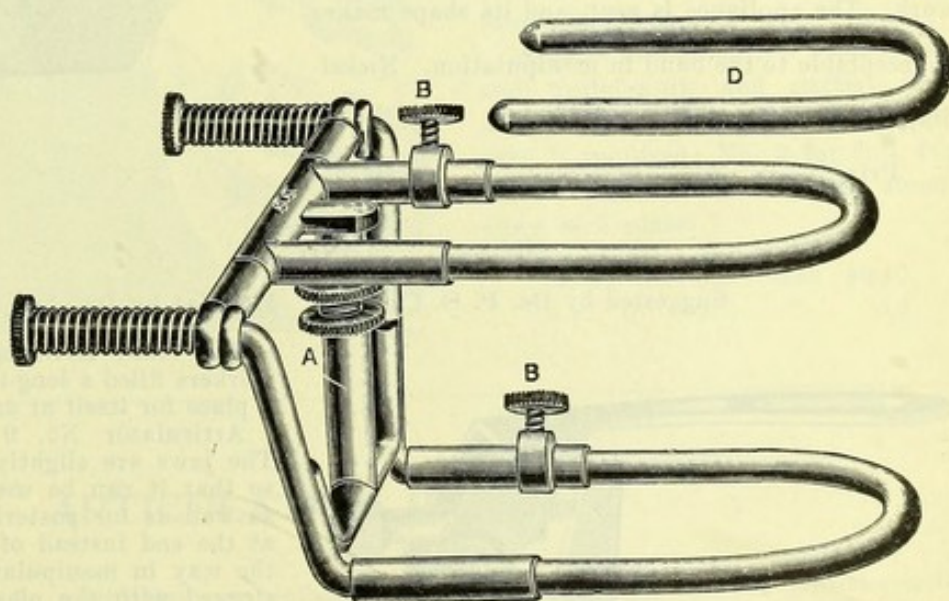
Substantially made of brass, nickel-dipped.

Price ..... \$1.10

## ANATOMICAL ARTICULATOR No. 7

The "Anatomical" Articulator (our No. 7) closely reproducing the movements of the human jaw, is a modification of Dr. Bonwill's original pattern. A standard and stop for fixing or for raising or lowering the bite by means of the milled nuts A is provided.

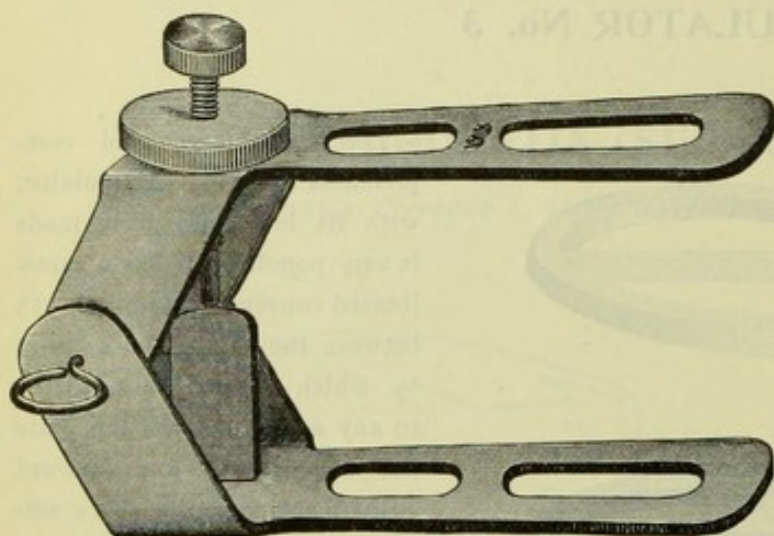
One very decided advantage of this form is that it has four pairs of interchangeable bows. An Articulation or bite made with one pair can be detached, and another pair substituted for the taking of the next. A single No. 7 Articulator thus serves the purpose of four ordinary articulators.



Price, complete, with 4 Upper and 4 Lower Bows .....	\$2.25
" Without Bows .....	2.00
" Set of eight Bows .....	.55
" Bows separately .....	each .10



## CROWN ARTICULATORS



## No. 5

Suggested by DR. P. G. C. HUNT

This Crown Articulator has been largely used during the last twenty years, because of its advantages in the adjustment and adaptation of small or partial dentures. It is especially useful in these cases, inasmuch as it affords a view of the palatal as well as the buccal faces of the teeth. It is also useful in the making of inlays, or in any small work on the lines indicated.

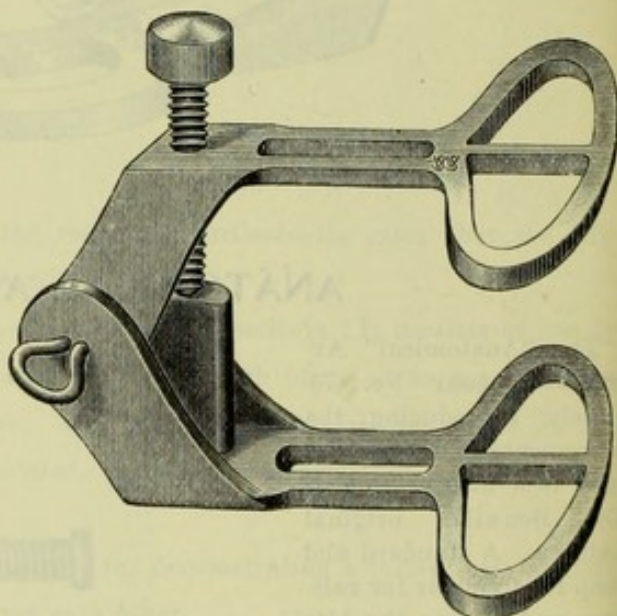
As now sold these Articulators are made of wrought metal instead of cast, producing a stiffer and better appliance.

Price .....each \$0.40

## No. 8

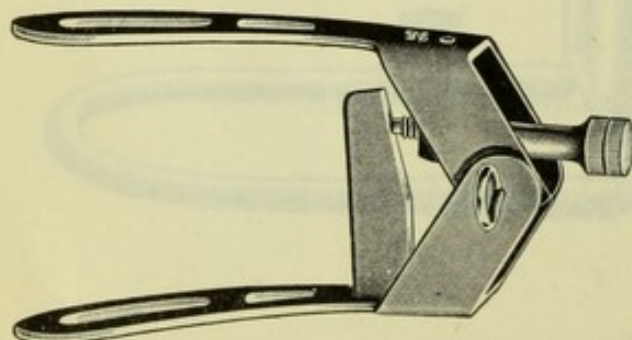
Crown Articulator No. 8 is a modification of Dr. P. G. C. Hunt's well-known pattern to adapt it more particularly for anterior bridge-work. When the model is long enough to take in the natural anterior curve of the jaws, the modified form will accommodate it without having any projection at the ends. It is also well adapted for posterior work. The appliance is neat, and its shape makes it acceptable to the hand in manipulation. Nickel-dipped.

Price ..... \$0.50



## No. 9

Suggested by DR. P. G. C. HUNT. Modified by DR. JAS. F. GWINNER

Illustration about  $\frac{2}{3}$  size

The Hunt Articulator for crown- and bridge-workers filled a long-felt want so well that it made a place for itself at once.

Articulator No. 9 has several improvements. The jaws are slightly curved instead of straight, so that it can be used for partial anterior cases as well as for posterior. The set-screw is placed at the end instead of on top, so that it is out of the way in manipulating, and is not liable to be clogged with the plaster when the model is run. Both lingual and buccal or labial surfaces of the model are exposed to view.

Articulator No. 9 will be found of almost universal application in partial articulations, and will be especially useful to crown- and bridge-workers.

Price ..... \$0.50



## ARTICULATING PLATES

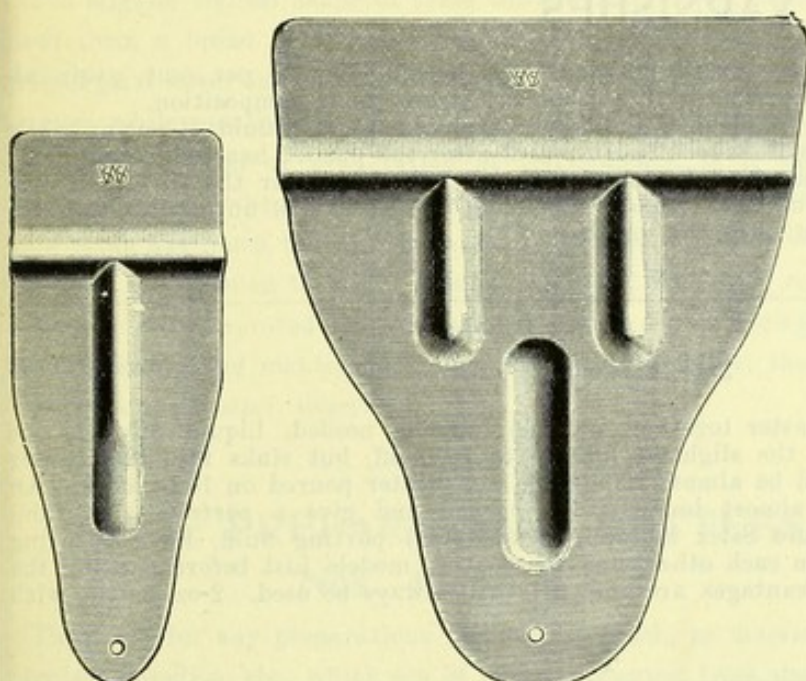
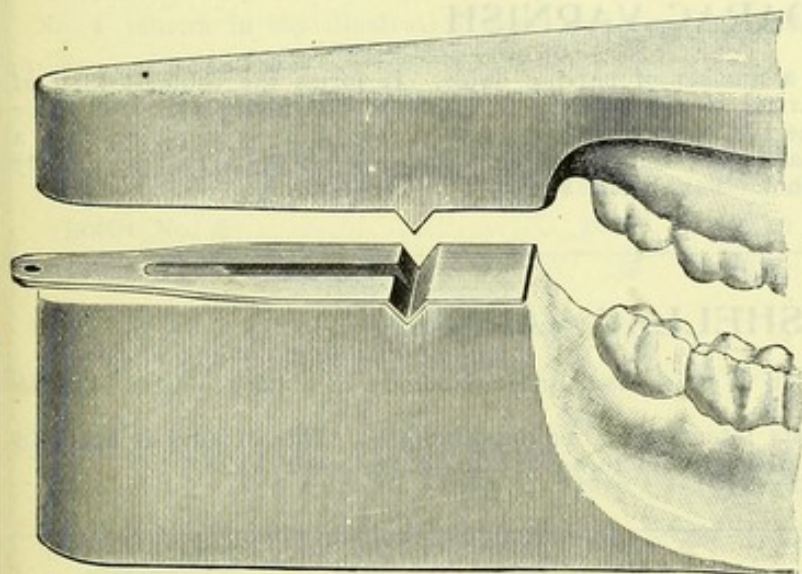


FIG. 1

FIG. 2



Designed by DR. FRED A. PEESO.

These "Articulating Plates" are of metal, thin, shaped between dies with corrugations to expedite the making of "dowels" or grooves and ridges in the opposing faces of the heel of an articulating model, by molding them in the plaster.

After the plaster for the first half of a model is poured in one side of a "squash" bite, instead of waiting till it sets thoroughly to carve dowels or grooves, an Articulating Plate is slightly imbedded in the surface while still plastic. In three or four minutes the plate can be removed, the surface of the plaster coated with parting fluid, and the second half run. The corrugations made by the Plate in one-half in intaglio will be found in the other half in relief, so that the two cannot help fitting together.

The work is done quickly and cleanly. If several models are to be run the saving of time will be considerable.

If the model is run on a piece of plate glass it will always have nicely squared surfaces.

Made in two sizes, No. 1 for crown and bridge-work and partial cases where the articulation of one side only is required; No. 2 for full dentures. Full directions for use accompany each plate.

Price, No. 1....each \$0.10  
 " " 2.... " .15

## ARTICULATING PAPER

As long as teeth have to be articulated, or occluded, as you please, so long will the dentist require a safe guide to the points to grind off or dress down. Articulating Paper has been before the profession longer perhaps than the majority of practitioners have been in it, but it is so satisfactory, does its work so thoroughly and effectively, that it has never been superseded. It is nearly everlasting, and shows defects in articulation unerringly.

Price, in thick or thin sheets ..... per book \$0.12



## PREPARATIONS FOR LABORATORY USE

### VARNISHES

Our Varnishes are safe and superior, because in making them nothing but 95 per cent. grain alcohol is used as the solvent. No wood or denatured alcohol enters into their composition.

Shellac, Sandarac, Gilbert's Imperial Varnish, or Collodion, used as a parting fluid, if put on while the plaster is still wet on the surface, will flake off; if applied after the plaster has completely dried out, they will be absorbed. The best time to paint any of them on is just after the surface of the plaster has dried, say in five to eight minutes from the pouring. Then it will unite with the surface and form the thin film which constitutes the parting.

### SILEX

Whenever in running two pieces of plaster together, no color line is needed, Liquid Silex is the ideal separator. It does not leave even the slightest film to be torn off, but sinks into the plaster and hardens the surface so that it would be almost impossible for plaster poured on it to stick. An impression can be coated with it and almost immediately washed and give a perfect separation, whether the plaster is wet or dry. Liquid Silex is really a universal parting fluid, for separating impressions from models, flask parts from each other, and for coating models just before packing the rubber for vulcanite work. Once its advantages are known it will always be used. 2-oz. bottle, with brush \$0.20.

### SANDARAC VARNISH

Sandarac Varnish forms the basis for a number of parting fluids. It forms the thinnest kind of film, which is, nevertheless, a perfect barrier to the attachment of impression and model. Its color when applied alone is a light straw. The best way to use it is to deepen this by applying first a Shellac Varnish and then a coating of Sandarac. Our Sandarac Varnish is of the very best quality and quite heavy; can be diluted with alcohol. 2-oz. bottle \$0.25.

### EXTRA SHELLAC VARNISH

Shellac Varnish, because of its dark color, is much used under Sandarac in coating plaster casts to make the color line distinct.

Also used to harden the surfaces of casts intended for making zinc dies. This of ours is extra in quality and extra heavy; can be diluted with alcohol to advantage. 2-oz. bottle \$0.25.

### GILBERT'S IMPERIAL VARNISH

This preparation combines the color line of demarkation and the smooth, clean parting of the plaster. It is an excellent varnish for general laboratory use, especially for plaster impressions, casts of which when parted with Gilbert's Imperial Varnish come away smooth and polished. A thin coating only is needed. 2-oz. bottle \$0.25.

### COLLODION

This preparation is colored to make a good parting fluid. It makes an excellent protection to the plaster casts, when not applied too thick, preventing an unsightly appearance of that portion of the plate which is adapted to the mucous membranes. When too thick it may be diluted with 3 parts of ether to 1 part of alcohol.

Price ..... 2-oz. bottle with brush \$0.40



## GROUND-GLASS COVER OFFICE PREPARATIONS BOTTLES

Suggested by DR. L. C. INGERSOLL

The slightly conical shape of these Ground-Glass Cover Bottles gives them a broad firm base,—they are not easily upset. The ground-glass cover is superior to the usual ground-glass stopper, because, while equally efficient in closing the bottle tightly to prevent disintegration or evaporation of its contents, it is more readily removed when “stuck,” and doesn’t get stuck so easily. This cover has much the form of a small inverted tumbler, with the inner edge ground to fit the ground outside of the bottle neck. We have also improved on the original design by providing a larger opening and making the bottle of a neater general shape.

Sold in three sizes, described below.

### OFFICE PREPARATIONS BOTTLES

#### Nos. 4 and 5

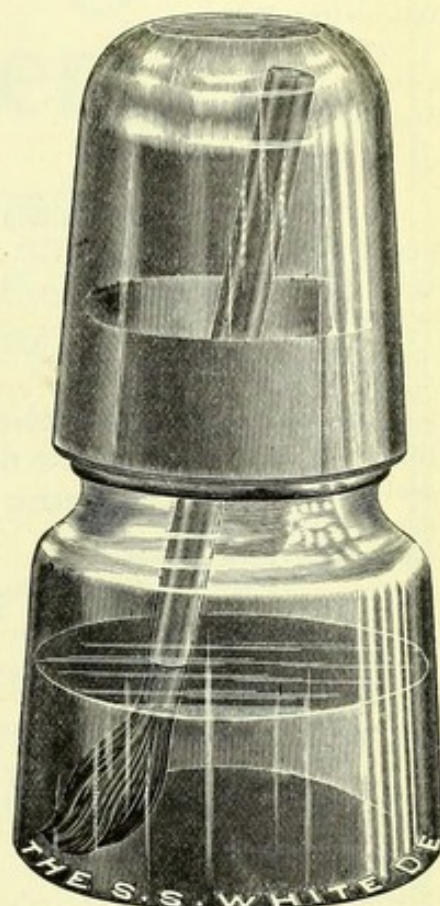
These are for any preparations requiring a brush, as mucilage, varnish, collodion, etc., which are of course preserved from undue thickening through evaporation.

No. 4 (shown in the illustration, exact size), holds about 1½ ounces.

No. 5 has a capacity of 6 ounces.

Camel’s-hair brush included with each.

	PRICES	Each	Per Dozen
Bottle No. 4 .....		\$0.25	\$2.50
“ “ 5 .....		.35	3.50



No. 4 (exact size)

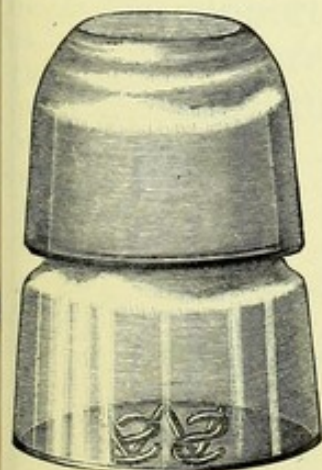
### OFFICE PREPARATIONS BOTTLE No. 6

No. 6 is a size of the Ground-Glass Cover Bottle intended especially to hold working qualities of perishable preparations, and for those which are used in minute quantities, of which a half-ounce forms a full office stock.

We supply the No. 6 in three colors,—Flint, Blue, and Amber. With different medicaments in different colored bottles, a glance shows the one wanted frequently without needing to refer to the labels. For convenience where a number of these bottles are kept together the labels should be placed on the flat of the cover. The dark colored bottles will also help to preserve preparations which are sensitive to light.

Office Preparations Bottle No. 6 is wide-mouthed and holds about a half-ounce.

Price, either color .....each \$0.15; per doz. \$1.60





# INDEX

PAGE

Articulating Paper .....	45
"    Plates .....	45
Articulators .....	43, 44
Base-Plate, Gutta-Percha .....	35
"    Ideal .....	35
"    Wax .....	36
"    Modelling Composition for .....	37
Bottles for Varnishes .....	47
Bowls, Rubber Plaster .....	41
Collodion .....	46
Crown Articulators .....	44
Fusible Metal .....	38
Gutta-Percha, Base-Plate .....	35
Hinge, Sykora's Orthodontia .....	42
Ideal Base-Plate .....	35
Imperial Varnish .....	46
Impression Trays, Lower .....	17-31
"    "    Partial .....	28-34
"    "    Pier .....	34
"    "    Upper .....	1-16
"    Wax .....	36
Impressions, Modelling Composition for .....	37
Knives for Office and Laboratory .....	40, 41
Ladle, Melting No. 8 .....	38
Liquid Silex .....	46
Metal, Fusible .....	38
Modelling Composition .....	37
Moldine .....	38
Office Knives .....	41
"    Preparations Bottles .....	47
Orthodontia Hinge, Sykora's .....	42
Paper, Articulating .....	45
Parting Fluids .....	46
Pink Paraffin and Wax .....	36
Plaster Bowls .....	41
"    Dentists' .....	39
"    Knives .....	40
Plates, Articulating .....	45
Rubber Plaster-Bowls .....	41
Sandarac Varnish .....	46
Shellac Varnish .....	46
Silex, Liquid .....	46
Tenax Wax .....	36
Varnish, Imperial .....	46
"    Sandarac .....	46
"    Shellac .....	46
Wax, Pink Paraffin and .....	36
"    Preparations .....	36
"    Tenax .....	36
"    Yellow for Base-Plates .....	36
"    "    "    Impressions .....	36



# The Advantages They Offer

**C**ERTAIN features and advantages of our new Natural-Form Bicuspids and Molars demand consideration from the prosthetic dentist who is alert to his own and his patients' interests:

1. They go to place quicker and easier and surer on the articulator than teeth which lack their carefully calculated proportions.
2. They require the minimum of grinding because the cusps are carved to the proper relationship with adjacent and antagonizing teeth.
3. They provide the patient with a greater masticating area, are consequently more efficient than ordinary teeth.

## You Get These Advantages With the Ordinary Hinge-Joint Articulator

If you use an anatomical articulator, these teeth will enable you to give the patient the full power of mastication which comes from the lateral excursions of the jaw. They afford the "balanced support" which prevents tipping, making the denture to all intents and purposes a perfect substitute for nature's organs.

*In Plain Vulcanite and Diatoric*

**SEND FOR CIRCULAR DESCRIBING THEM**

---

**The S. S. White Dental Manufacturing Company**



# MAIL ORDER SERVICE AND CASH DISCOUNTS

We have at each of our houses an efficiently organized Mail Order Department, through which dentists at a distance are served as satisfactorily as though they selected the goods in person. It is conducted with the idea that our customers know what they want, and our business is to see that they get it as promptly as possible. The trained men in this Department always send what the orders specify; substitution is unknown to them. All goods are shipped by the first opportunity, as early in the day as the receipt of the order will permit. That the efficiency of this service is of the highest order is shown by the many satisfied customers who for long terms of years have bought all their supplies through it.

**Cash Discounts.** Our discounts for cash sent with the order are as follows: 3% on purchases from \$5 to \$24.99; 5% on purchases from \$25 to \$99.99; 10% on purchases of \$100 or more. These discounts apply to all our products except Precious Metals, Books advertised at net prices, Plaster in bbls.,  $\frac{1}{2}$  bbls., and  $\frac{1}{4}$  bbls., and Gas Cylinders.

**Advantages to Patrons.** Through our Mail Order Department, dentists dealing directly with us have these advantages:

They get goods of the highest quality known to dentistry, —the World's standard.

They defeat substitution—escape having to take something they do not want.

They have the largest, most varied stock to draw upon.

They receive prompt, accurate service.

**The S. S. White Dental Manufacturing Co.**





