

**An essay, on the symptoms and cure of the virulent gonorrhoea, in females
/ by Charles Armstrong, member of the Corporation of Surgeons, London;
and accoucheur.**

Contributors

Armstrong, Charles, 1750-1815.
Richardson, William, active 1777-1786
University of Bristol. Library

Publication/Creation

London : Printed for Charles Dilly, in the Poultry, 1783.

Persistent URL

<https://wellcomecollection.org/works/fjvaj7qb>

Provider

Special Collections of the University of Bristol Library

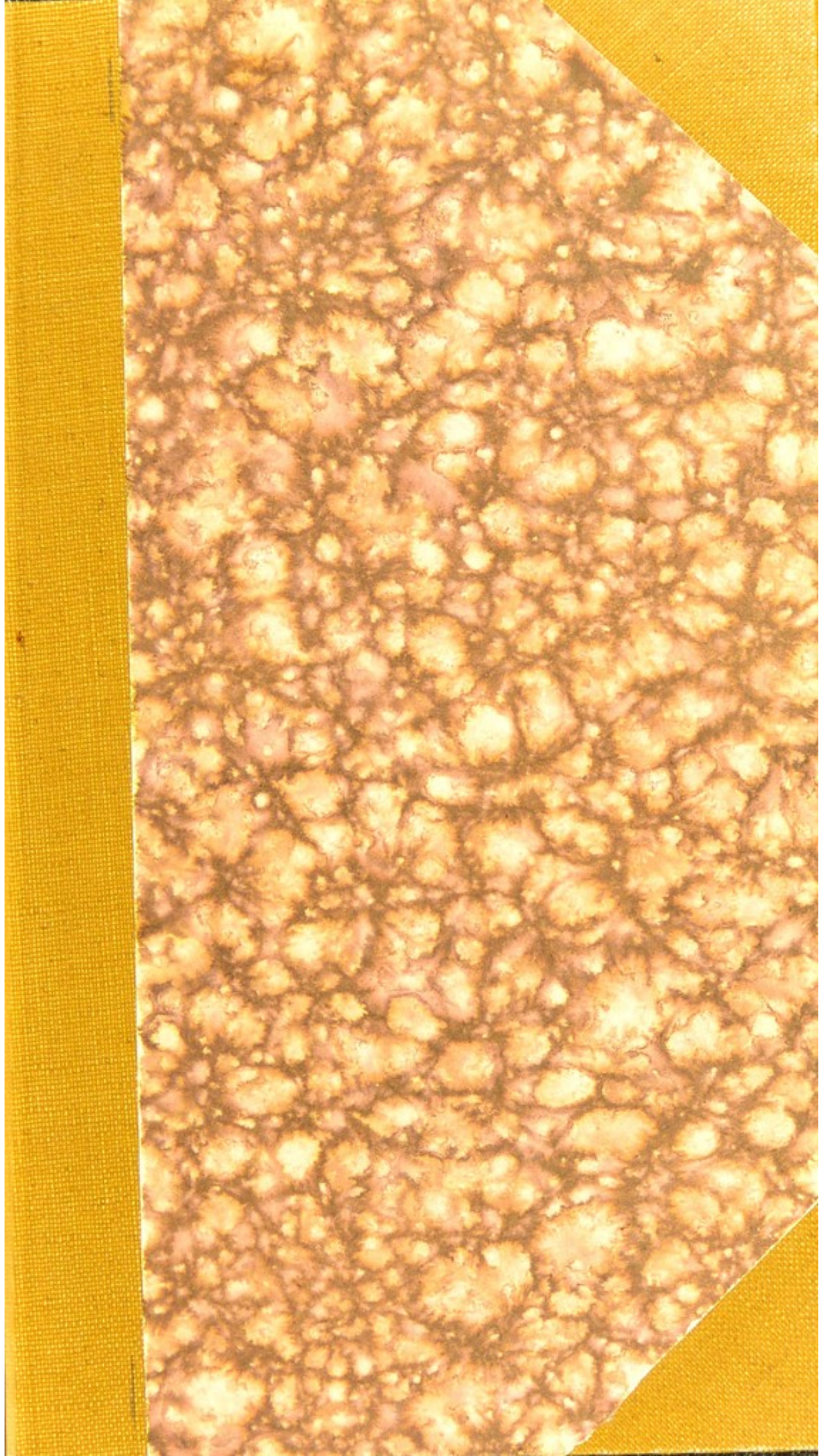
License and attribution

This material has been provided by This material has been provided by University of Bristol Library. The original may be consulted at University of Bristol Library. where the originals may be consulted.
This work has been identified as being free of known restrictions under copyright law, including all related and neighbouring rights and is being made available under the Creative Commons, Public Domain Mark.

You can copy, modify, distribute and perform the work, even for commercial purposes, without asking permission.



Wellcome Collection
183 Euston Road
London NW1 2BE UK
T +44 (0)20 7611 8722
E library@wellcomecollection.org
<https://wellcomecollection.org>



151 2300115




UNIVERSITY OF BRISTOL

MEDICAL
LIBRARY


SHELF

D.A.



Digitized by the Internet Archive
in 2015

<https://archive.org/details/b21440724>



A N
E S S A Y,
O N T H E
S Y M P T O M S A N D C U R E
O F T H E
V I R U L E N T G O N O R R H O E A,
I N
F E M A L E S.

BY CHARLES ARMSTRONG,
MEMBER OF THE CORPORATION OF SURGEONS,
LONDON; AND ACCOUCHEUR.

*Medicamenta naturæ corporis semper accommodanda sunt;
debilibus enim debilia, et fortibus fortia conveniunt.*

HOME'S Princip. Med.

L O N D O N:
PRINTED FOR CHARLES DILLY, IN THE POULTRY,
M D C C L X X X I I I.

[Price One Shilling.]



P R E F A C E.

AMONG the numerous treatises, and essays, that have been published on the venereal disease, we have not one professedly written on the appearances and cure of this disease in Females, though they are equally obnoxious with the other moiety of the creation, to the effects of venereal infection, and too often suffer undeservedly, from faithless husbands, and ungenerous seducers. In a case of this kind, shame commonly ties up the unhappy sufferer's tongue, until the disorder is past concealment. Sometimes, real ignorance of the pernicious nature of the complaint, prevents a virtuous woman from making an early application for medical assistance, while the base author of her misfortune, unwilling to take shame to himself, and acknowledge his guilt, (which is surely of the greatest magnitude) suffers the disease to proceed unrestrained, to the inevitable destruction of the constitution, and, perhaps, the fame of the miserable victim.

It may possibly be urged, that a general treatise on the lues venerea, contains every thing requisite to be known, concerning the symptoms, and method of cure, in both sexes, and that this little work is unnecessarily obtruded on the public. To this charge, I answer, that the best authors on the venereal disease, have not described its appearances in females with sufficient precision; generally contenting themselves with barely mentioning

tioning a very few of the symptoms; and if they have touched on the method of cure, it has been in such general or ambiguous terms, as to afford little satisfaction to those who stand most in need of instruction. I may also add, that, as the female organs of generation differ from those belonging to the other sex, so do the venereal symptoms, affecting those organs, vary from the appearance they assume in males. But this distinction being most essential in what is called the first stage of the disease, I shall confine myself to the consideration of that only.

As my intention is purely to put a compendious account of the appearance and treatment of the female gonorrhœa, into the hands of the junior branches of the profession, who, in general, have but obscure ideas of those matters, I shall convey my sentiments in as few words as possible, and avoid entering into theoretical disquisitions, which have a greater tendency to mislead than to convey any useful information.

Qui speculentur non medentur.

Some of the observations may be thought new, but others must unavoidably be such as are to be found elsewhere; however, I submit the whole, on a firm assurance that it is founded on reason and experience.

Great Russell-Street, Bloomsbury,
Dec. 28, 1782.

A N

A N
E S S A Y,
O N T H E
V I R U L E N T G O N O R R H O E A,
I N
F E M A L E S.

THE virulent gonorrhœa, is generally the fruit of impure venery. The virus ejected with the semen, from the penis of an infected man in coition, is received into the superior part of the vagina of the woman; but this is rarely the seat of infection, by reason of the smoothness of its surface; the ejected liquor spontaneously descending towards the entrance of the passage, where the
B vagina

vagina is wrinkled, and furnished with innumerable sebaceous glandules proper to receive, and retain, the venereal virus; part of which lodging, in a short time produces a gonorrhœa. But instances are not wanting, of females being infected sine coitu. I have a patient, just recovered from one of the worst gonorrhœas I ever saw, who never admitted the embraces of any man. She was diseased by the brutal attempts of an infected savage. Hildanus relates a case to this effect, though he accounts differently for the infection. A young lady of a lively disposition, with some sprightly female companions, took it into their heads to exchange dresses with some young men of their acquaintance. In a short time, Hildanus's patient felt great pain and inflammation about the pudenda, which was soon overspread with chancres. The disease proceeded rapidly, and put a period to her existence, after she had suffered the most

excruciating

excruciating torments. This unfortunate young lady affirmed to the last, she had never had any criminal connexion. The person whose clothes she had worn was found to be diseased, from which Hildanus concluded, that some part of the perspirable matter of the infected man, conveyed in the clothes, was absorbed by the lady, and that way produced the disease. But it can hardly be supposed, that a young man and woman, in a merry mood, would shift habits without stepping a little beyond the pale of decency, and, consequently, 'tis natural to imagine there was a more direct communication of the venereal virus from the gentleman, to the pudenda of the lady, yet without any penetration of the vagina.

I have lately, among the lower class of people, met with several instances of female infants labouring under virulent gonorrhœas, with violent inflammation, heat of urine, and ulceration, from re-

cent infections : some of which, I took great pains to trace up to the source, in order to ascertain whether the cases were venereal or not. The result of my enquiries constantly amounted to this, that a diseased wretch frequented or lodged in the house, who, possessing the vulgar belief that the disorder would quit him, could he communicate it to a virgin, had taken an opportunity of applying his infected part, to the privities of the child.

From the preceding account of the usual means by which venereal infection is communicated to females, it is clearly evident, that an early and careful ablution of the external parts, and vagina, after coition with a diseased man, will commonly wash away the poison before any part of it is imbibed, and, of course, prevent the disagreeable consequences that were likely to ensue. Brandy and water, wine and water, or
a mix-

a mixture of honey, vinegar, and water, may be safely used for this purpose; but the surest prophylactic, is an injection and wash that will unite with the mucus of the vagina, increase its discharge, and bring it away, together with the venereal virus that is blended with it. Great care must be taken in the preparation and use of a remedy of this kind, for, if it be too weak, it may probably fail in its effect; and if it be too strong, it may excoriate the part, and produce violent inflammation: thus the remedy (as it is called) may prove a greater evil, than the disease it is designed to prevent.

The venereal virus possesses different degrees of activity. In some instances, it is so very acrid, as to erode the parts in three or four days, and produce a bloody discharge; on the other hand, it has often lain dormant for upwards of a month. Theorists have never yet

given any satisfactory account of the nature of this virus; why some are infected, when others, equally in danger, escape? why it makes a rapid progress in one instance, and proceeds slowly in another? or why it sometimes conceals itself for a considerable space of time?

The virulent gonorrhœa in females, is a morbid discharge of an infectious coloured fluid from the vagina, which commonly appears within ten days after impure coition. The first symptom is a troublesome itching in the pudenda, with an unusual sensation of heat; then a whitish glairy matter begins to distil from the vagina, and on making water, a titillation is perceived about the meatus urinarius, which usually increases gradually to a painful degree of scalding.

As the disorder advances, the discharge becomes more copious, opake,
 2 purulent,

purulent, and yellow. The heat of urine increafes. The internal part of the labia, the nymphæ, the clitoris, and particularly the meatus urinarius, become inflamed, fwelled, and extremely painful to the touch.

All thefe fymptoms are much more intense when the difeafe has reached its acmè. The complexion fades, and the eyes lofe their brightnefs. The urine is frequently mixed with blood, and voided guttatim with exquisite pain, the ardor being fo great, that though the patient feels a continual inclination to make water, ſhe dreads the attempt. The conſtant anguiſh in the inflamed parts, deprives the patient of reſt; and the pain and irritation extending up the vagina, produce a forcing, or bearing down of the uterus. If the diforder be highly virulent, the diſcharge affumes a greeniſh caſt, or appears like a bloody

fanies; and, sometimes, pure blood is discharged.

By neglect, improper treatment, or a continued course of venery, many painful and dangerous symptoms may yet succeed. On the contrary, if the patient will be early in her application for medical assistance, and is so fortunate to make choice of a judicious physician or surgeon, the disorder will rarely attain the height already described, but will gradually wear away. The countenance, which was before pale, and wan, will again resume its florid, or natural hue. The ardor urinæ, and inflammation, with the consequent pain and irritation, will be removed. The discharge will likewise decrease, become paler, and, at length, wholly disappear.

Although the gonorrhœa in women commonly pursues a course similar to
that

that already related, yet there are several variations from the common train of symptoms, in consequence of the virus having taken a particular seat in the *sinus muliebre*. These deviations make it necessary, for the sake of distinction, to divide the female gonorrhœa into three species; of which, the two first are by far the most frequent. Some authors have mentioned a fourth species of female gonorrhœa, but as it is only a malignant degree of the first species, and the distinction too inconsiderable to require a separate consideration, I shall include it under that head. Each species requires, in some measure a different mode of treatment.

In order to convey a clear idea of the seat of each species of the female gonorrhœa, it may not be improper to give a brief description of the parts principally affected, previous to entering

ing on the detail of symptoms peculiar to each species.

THE FIRST SPECIES OF FEMALE
GONORRHOEA.

THE mons veneris, is an eminence caused by a particular thickening of the adipose membrane. It is covered with hair, and situated at the upper and fore-part of the ossa pubis, immediately above the rima magna; on each side of which descend the labia, furnished on the outside like the mons veneris. The inner side of each labium is pierced by a great number of pores, which are the excretory ducts of as many glandules that furnish a sebaceous matter.

The clitoris, with its præputium, is found between the labia, on the middle and fore-part of the pubes. This is a
part

part extremely sensible, and, like the penis in the male, is composed of two cavernous bodies, arising in like manner distinctly from the same bones, and afterwards conjoining together into one body, with the intervention of a septum, but without including any urethra.

Within the labia are placed two cutaneous appendages, called nymphæ, which are of a cellular distensible fabric, intermixed with sebaceous glands. These productions descending outwards and downwards from the cutis of the clitoris, form the rima magna.

The vagina is a membranous cavity, easily dilatable, situated below the urethra, and above the rectum. It is four or five inches long, and between one and two in breadth; its inner or posterior extremity surrounds the orifice of the uterus, and is connected with it. The inner surface of the vagina is formed into

into rugæ, between which are placed small glands, whose excretory ducts opening into the cavity are called lacunæ. These glands furnish a mucus to lubricate the vagina, and are the chief seat of the first species of female gonorrhœa.

Just at the entrance of the vagina are placed the carunculæ myrtiformes. These are partly the shattered remains of what formerly composed the hymen, and are two, three, or four in number.

The first species of female gonorrhœa, is, when the virus adheres to the inside of the labia, to the nymphæ, or to the cavity of the vagina, which is the most usual seat of the disease, and is often the only part affected. The stimulus caused by the detention of the venereal poison, soon occasions an increased secretion of mucus, which is commonly of a yellowish cast, and discharged in
great

great abundance. A difficulty of urine seldom accompanies this species of gonorrhœa, but ulcers are sometimes produced in the vagina, which emit a thin virulent matter, that seldom fails to taint those who put themselves in its way.

This species of the disease, but more especially the milder division of it, is not infrequently taken for the fluor albus, which is a complaint women are very liable to: and as the fair-sex are always unwilling to think themselves injured by their greatest favourites, and often give strange accounts of their complaints, practitioners may sometimes be deceived in cases of this kind. There are however some circumstances, which properly attended to, will enable us to pronounce with a degree of certainty, whether the case be venereal, or not. The fluor albus is constantly accompanied with weakness, lassitude,
 loss

loss of appetite, pain in the loins, and signs of universal debility; which symptoms are never occasioned by this slight species of the virulent gonorrhœa. The fluor albus in the beginning increases slowly, and continues for months in the same state; whilst the gonorrhœa breaks forth suddenly, and is much quicker in its progress. Besides, the discharge in the fluor albus usually springs from a more remote source than in the gonorrhœa. These distinctions will greatly assist us in drawing a line between the two disorders; yet, after all, it must be confessed, that the surest criterion is to be attained by gaining a knowledge of the cause; but this, for the most part, is carefully concealed.

THE SECOND SPECIES OF FEMALE
GONORRHOEA.

BELOW the clitoris, in the interval of the nymphæ, is placed the meatus urinarius,

narius, forming a small wrinkled eminence; it is pierced by many little ducts or lacunæ, which supply a mucous liquor to defend the part against the acrimony of the urine.

The second species of female gonorrhœa, is, when the glandular tubercle that forms the meatus urinarius, and the adjacent lacunæ are infected, either by themselves, or together with the vagina. This is a very frequent and painful species of the disease. The first sign is a violent itching about the meatus urinarius, which soon becomes painful. The meatus swells, and discharges a yellowish matter, either spontaneously, or when pressed. The swelling keeps pace with the inflammation, and the meatus projects in a conical form. The tension of the part occasions great difficulty in making water, and when it is ulcerated, the irritation
caused

caused by the saline particles of the urine, produces acute pain and scalding.

THE THIRD SPECIES OF FEMALE GONORRHOEA.

THE female urethra is a spongy duct like that of the male, but much shorter; its course lies directly under the trunk of the clitoris, and above the vagina, and it adheres to both. It passes below the ossa pubis, and terminates by an oblique opening at the neck of the bladder. The internal surface of the urethra is perforated by many small ducts; these communicate with folliculi, from which a viscid liquor may be pressed.

The third species of female gonorrhœa, is, when the virus has reached the urethra, where its stimulus soon brings on the ardor urinæ, which presently increases to an intolerable degree
of

of scalding. The meatus urinarius is inflamed and swelled, as in the second species; and the irritation extending to the neck of the bladder, produces a painful strangury, and the whole train of pressing symptoms attendant on an inflammation of that part. Ulceration may take place in the urethra, and corrode the vagina; in which case a troublesome, and perhaps incurable effusion of urine would follow.

Having described the general course of the symptoms attending the female gonorrhœa, and enumerated the appearances peculiar to each species, I shall proceed to set forth a safe and effectual method of cure, first, as far as it relates to the general symptoms; and afterwards, the remedies proper for the relief of the most pressing symptoms of each particular species.

CURE OF THE FEMALE GONORRHOEA.

IN order to cure the virulent gonorrhœa safely, we must subdue the effect before we think of removing the cause; or, in other words, we must first of all procure a remission of the inflammatory symptoms by an antiphlogistic course, before we attempt to expel the virus that occasioned them. And here, by way of illustration, I must beg to be indulged with a few words concerning the early and indiscriminate use of mercurials in the virulent gonorrhœa.

Mercury properly prepared, and judiciously administered, is universally known to be the grand specific in the venereal disease; but the competency of a remedy is of little avail, unless the practitioner be possessed of a sufficient fund of knowledge to regulate the application

application of it. Mercury introduced into the body in any form, is found to act as a stimulus wherever its particles are conveyed. In the stomach and intestines, it proves emetic or purgative, and when it is received into the habit, it constantly accelerates the motion of the circulating fluids, and raises the pulse. These properties clearly evince, the futility and danger of having recourse to this remedy, during the inflammatory state of fresh - contracted venereal complaints. Hence, the exhibition of mercurials is not to be rashly ventured on, in all stages of venereal disorders; and they are very seldom required in the female gonorrhœa, unless ulceration has taken place, when the milder preparations are certainly necessary, to prevent the effects of absorption.

Every objection that can be made to the use of mercury in the early, or inflammatory stages of venereal complaints,

plaints, may be urged, with equal justice, against the most famous quack medicines, which are known to be mercurial preparations: yet these are administered to all who can pay for them, without the least regard to the state of the disease, the age, sex, or constitution of the patient; the degree of infection, or the part affected, and many other circumstances that demand the utmost attention; from a neglect of which, the best remedy may rather increase the evil, than remove it, or perhaps bring on complaints of a more alarming nature than those it was intended to relieve. These considerations, important as they are, seldom have any weight with those who stand in need of assistance, until dear-bought experience compels them to reflect on the folly of their conduct. I have met with some deplorable cases, in consequence of the improper use of mercurial pills. Husbands, who have imprudently contracted
venereal

venereal infection, and communicated it to their wives, are too often ashamed to apply to a regular practitioner; instead of which, they have recourse to some nostrum that has been pronounced infallible for curing every symptom of the disease, after taking it a certain number of days. This they swallow generally in a full dose to make short work of it, and oblige their unfortunate wives to do the same. The consequences of such a mode of treatment, are well known to the experienced part of the profession, who are frequently called in when the inflammation has terminated in a gangrene, or the parts are eaten by deep ulcers, and the breath of the parties has that cadaverous stench attendant on a salivation, with other concomitants equally dangerous and disagreeable. But, to return to the cure.

The inflammatory symptoms attendant on venereal infection commonly

give the first alarm. As soon as these appear, the patient must strictly observe a cooling regimen, and avoid wine, ale, made-dishes, and all salted or seasoned meat. Her food should consist of light-puddings, broth, vegetables, milk, and such things as are mild and easy of digestion. The drink may be barley-water, marshmallow - tea, linseed - tea, milk and water, or the emulsi^o communis, which is preferable to all other kinds of beverage. Moderate exercise is not prejudicial, unless the case is so particularly circumstanced as to require the patient to be kept in a state of rest; but riding, and dancing, with whatever considerably increases the motion of the blood, must at all times be productive of inflammation, and for that reason should be avoided.

Topical applications properly managed, will considerably promote and hasten the cure. The good effects attending

tending the use of remedies that can be applied immediately to the part affected, are sufficiently known, and there is no reason in nature, why a treatment of this kind should not prove as beneficial in venereal, as in other local disorders. But though great advantages may be derived from topical remedies in the gonorrhœa, when used with discretion, evils of an equal magnitude, may follow the unskilful application of them.

The external parts, and entrance of the vagina, should be fomented and bathed three or four times a day, with warm water, milk and water, or a decoction of fresh mallow leaves. These mild applications, which may be conveniently used with a sponge, will procure ease, and an abatement of the tension and inflammation. Nor is it less needful to have recourse to a careful ablution of the internal parts, in order to preserve them from being excoriated

or ulcerated, as well as to prevent irritation, or assist in removing it when present. Emollient, or sedative injections, ought therefore to be thrown up warm, twice or thrice a day, so as to cleanse out the whole vaginal canal, and clear away the virulent sanies that is continually secreted by the infected glandules. If, by a strict observance of what has been just recommended, due attention be paid to cleanliness only, the virus will seldom or ever acquire that high degree of acrimony necessary to produce ulceration; consequently, the danger of the poison being absorbed, and received into the mass of circulating humours, will be effectually removed, and that by the most simple remedies.

Cooling purges are proper from the beginning, and ought to be repeated at due intervals during the cure, but more frequently in the inflammatory state of
the

the disorder, than afterwards. These must be of the lenient, or gentle sort, such as an infusion of tamarinds and senna, manna, Rochelle, or Glauber's salts; and the dose should be so proportioned, as to pass the intestines without any commotion; two or three stools being sufficient. If the medicine operates in a greater degree, it is apt to bring on a tenesmus, and the consequent irritation extending to the vagina, more than counterbalances the good effects of the remedy.

Mucilaginous substances, such as gum arabic, or gum tragacanth, either alone, or with a proportion of nitre, according to the inflammatory diathesis that prevails, may be taken freely, and often, in a draught of water, or any other diluting liquor. But if the ardor urinæ be considerable, with a constant stimulus, and inclination to make water, the nitre must be left out; and, under these
circum-

circumstances, clysters of equal parts of olive-oil and warm water, frequently injected, will have a better effect than the mildest purgative given by the mouth, for very obvious reasons.

When the inflammatory symptoms run high, and produce a quick and full, or a strong pulse, it may be necessary to take away a little blood, provided the patient be of a plethoric habit: but great care must be taken to discriminate between the consequences of inflammation, and the effects of irritation. Delicate women are generally extremely susceptible of pain. In such subjects, a continued irritation constantly affects the pulse; but here, evacuations are more likely to increase the irritability, than to remove its effects. Sedative applications to the affected parts, and opiates given internally, are the means by which we may, in this case, procure speedy, and effectual relief.

By a strict observance of the cooling regimen, and, at the same time, pursuing the antiphlogistic course of treatment recommended above, the inflammatory symptoms will speedily give way, and the disorder be oftentimes perfectly subdued; but should the gonorrhœal discharge continue, with, or without ulceration, we may then, and not before, safely venture on astringent injections, and the grand antidote, mercury, should it be found necessary to perfect the cure.

A great variety of substances enter into the composition of the injections proper for this stage of the gonorrhœa. Every practitioner has selected some, which he fancies of superior efficacy to others; but as they are all possessed of a degree of astringency, and act by that quality alone, their real virtues will be found very little short of each other; nor does mercury, topically applied in
this

this disease, seem to inherit any specific quality; it often increases irritation, and not infrequently causes a painful stimulus; and whenever, by this mode of application, it produces any good effects, they are to be attributed to the astringency it possesses in common with many other less corrosive substances. Whatever composition we make choice of, the great art consists in nicely proportioning its stimulating, and astringent qualities, to the sensibility of the part it is intended to act on. Some women of a delicate frame, as was before observed, are so exquisitely affected by a slight degree of pain, that what in others of a different habit, would scarcely produce the desired effect, would in them, be productive of pain, inflammation, and other sinister consequences. Under these circumstances, the only direction to be given, is, to consider well the constitution, and habit of the patient, and first to make trial of the mildest

mildest remedies, proceeding gradatim, to such as will answer the intended purpose.

If the external parts are ulcerated, we must continue our endeavours to avoid exciting pain, by applying such dressings as will lay easy upon the sores, and defend them from the air. Dry lint, mild digestives, and the saturnine cerate, and ointment, are well adapted for this purpose. It is needless to enlarge here on the topical treatment of venereal ulcers, since the directions relating to the management of ulcers in general, that have been given by the best writers on surgery, contain every information requisite on this head.

When ulceration has taken place, and chancres are produced, it will be prudent, or rather absolutely necessary to exhibit mercury in small doses, to prevent the effects of the virus being received

ceived into the system. The dreadful apprehensions formerly entertained of the deleterious effects of mercury, still serve the purposes of interested, and designing people, but skilful practitioners have long since laid aside those fears, which reason and experience prove to be mere bugbears. Mercury is daily given to children of the tenderest ages, with great success in many disorders; and when properly prepared, and judiciously administered (on which depends the success), it will be attended with every advantage we can possibly expect from it. In short, the more we consider the effects of the venereal virus, when taken into the habit, the more we shall be confirmed in the opinion, that mercury is the noblest and safest remedy we are yet possessed of, for the cure of the most obstinate venereal symptoms, whether they arise from a local, or general infection.

The

The chymists have tortured mercury in a great variety of forms, but the most laboured among the acrid preparations, are, in most cases, very inferior in effect to the milder ones. Such preparations as are easily soluble in the stomach, miscible with the fluids, and enter the habit without exciting any commotion, or producing any sensible evacuation, are the fittest for our present purpose. Calomel, though much in use, is very uncertain in its effects, being too liable to run off by stool, or else to affect the mouth, even when given in the smallest doses. Crude mercury, accurately extinguished with mucilage of gum arabic, or thick honey, and made into pills, with a sufficient quantity of liquorice powder, or bread, is as safe a preparation as any, and will be found superior to most of those that are in general use. When it has a tendency to stimulate the intestines, which however seldom happens, a small quantity of the thebaic
extract

extract may be added to each pill. Crude mercury, by a careful division of its particles with mucilage of gum arabic, may be suspended in a watery vehicle. This forms a convenient preparation for some persons, who cannot swallow any medicine in a solid form. There are others, whose stomachs, and intestines, are so extremely irritable, that the internal use of mercury, even in the mildest form, and smallest quantity, cannot be persisted in with safety. Fortunately for such people, the external application of it, properly attended to, will answer the purpose. There are practitioners who prefer the introduction of mercury by friction, to any other method; but it is a very dirty remedy, and often produces a troublesome and painful kind of erysipelas, on the part where it has been rubbed: besides, it requires more confinement than people in general chuse to subject themselves to.

In

In whatever form mercury is administered, its use must be persisted in as long as any virulency is suspected to remain. That being subdued, the ulcers healed, and the running stopt, we may safely pronounce the patient cured. But should any discharge remain, after the virus is perfectly destroyed, we must have recourse to astringent injections, that will brace up the relaxed orifices of the mucous lacunæ, and restore them to an healthy state.

It may be necessary to observe, that mercury, and astringent injections, are improper during the menstrual discharge.

The foregoing general directions, are in a great measure applicable to every species of female gonorrhœa; but there remain to be considered some few remedies, proper for the relief of the most urgent, and distinguishing symptoms of

D

each

each particular species. Before I proceed to them, it may be proper to take notice of a symptom that is common to all.

B U B O.

AN inguinal bubo, is an inflammation and tumor of one or more of the lymphatic glands in the groin, proceeding from the absorption of part of the venereal virus, by the lymphatic veins that lead through the glands; where the vessels being considerably contracted in their diameters, impede the further progress of the virus; which having taken a seat in the gland, its stimulus presently occasions inflammation and tumor. The patient complains of a dull obtuse pain and tension in the groin, and the glands may be felt stretching along like knotted cords. Sometimes there are several distinct swellings, which commonly approach each other

as

as they increase, and at last uniting in one large tumor, proceed gradually to suppuration.

Venereal buboes are said to be sometimes merely the effect of irritation. Without absolutely denying the fact, I may venture to affirm, that the matter discharged from a suppurated bubo, is constantly capable of communicating venereal infection; the reverse of which would be true, were buboes produced without absorption.

In the female sex, a bubo is very rarely the only symptom of venereal infection, as sometimes happens in males. I have never met with an instance of it.

Practitioners are divided in their opinions, respecting the treatment of buboes. Some, recommend their being brought to suppuration, whilst others,

are for using every endeavour to disperse them. Having no mind to swell a page by recounting the arguments in support of the different opinions, or to enter into a controversy on the matter, I shall content myself, with briefly relating the mode of treatment I have followed for several years with good success; which I shall be happy to relinquish at any time, when convinced of a better.

My constant aim in the management of buboes, as well as of every other venereal symptom, has been to prevent, or remove pain. A bubo, when suffered to proceed to suppuration, is attended through the whole process with a very considerable degree of pain; and after the matter is let out by incision, caustic, or the bursting of the tumor, the cure is often protracted to a tedious length, in spite of our utmost endeavours to heal the ulcer; and after all,

the cicatrice remains an unseemly memento for life, which is an object of no small magnitude with the fair sex.

When applied to in time, I always endeavour to disperse the tumor, and very seldom fail of succeeding. In order to effect this, the patient must observe a spare regimen, and take a cooling purge every second or third day. Linen compresses, six or eight times doubled, expressed out of cold aqua vegeto-mineralis, should be laid to the groin, and renewed as often, during the day, as they become warmed by the heat of the part. By this treatment, the pain will usually abate in a short time, and the tumor diminish. When suppuration has already began to take place in the tumor, a poultice of crum of bread, and the aqua vegeto-mineralis, as recommended by Mons. Goulard, in his *Remarques & observations sur les maladies vénériennes*, p. 99, applied warm,

and renewed twice or thrice a day, will have a better effect than the cold applications. But, in either case, if the tumor should obstinately remain in the same state, after four or five days perseverance in our attempts to disperse it, a vomit or two of ipecacuanha will make it give way. When the pain is gone off, and the swelling begins to decrease, I commonly advise the patient to take some mild mercurial preparation, in small doses, as has been recommended before. Formerly, I used mercurial frictions for the dispersion of buboes, and other venereal tumors; but the little success attending that practice, soon induced me to relinquish it. The best practitioners of the present day, never exhibit mercury in any shape, until the swelling and inflammatory symptoms abate.

If a bubo is so far advanced towards suppuration, that its dispersion cannot
be

be undertaken with any prospect of success, it must be brought to maturity as quickly as possible, by gentle means. A bread and milk poultice, is the easiest prepared, and one of the best applications for this purpose. If the tumor suppurates kindly, it may be suffered to burst of itself; but if the matter points in different places, as is frequently the case, a caustic should be laid on, which is infinitely preferable to the knife in these cases, carrying less terror with it, and producing a more benign ulcer, by dissolving the intervening indurated parts. In whatever way a bubo is opened, a slight mercurial course is generally useful, to expedite the cure of the ulcer, as well as to prevent the effects of absorption; but this rule is not without an exception. There are cases, in which mercury is not to be depended on, nay, in which it will prove highly prejudicial to the patient. People of a scorbutic habit, and such as have the crisis
of

of their blood broken down, and their fluids in a semi-putrid state, by intemperance, or a variety of other causes, are improper subjects for mercurials of any kind. Buboes, and indeed all venereal ulcers in such patients, must be brought to a state of healing by a liberal use of the bark; and sometimes we may find it necessary to join opium to it. When the ulcer is incarnated, and inclinable to heal, if we have doubts of any latent virus, mercurials may be administered with caution.

CURE OF THE FIRST SPECIES OF FEMALE GONORRHOEA.

FEMALES, from the nature of their conformation, are fit subjects for topical treatment, in the cure of the gonorrhœa; and in this species of the disease, great advantages are to be obtained by a skilful use of injections. If the virus has ulcerated

ulcerated the external parts, or the entrance of the vagina, sponges, wet with proper remedies, can be readily applied to the pudenda, and as easily borne in the vagina ; but no particular directions are required here, as the foregoing general method of cure, comprehends every thing necessary to be attended to in this place.

CURE OF THE SECOND SPECIES OF FEMALE GONORRHOEA.

THE inflammation and swelling of the meatus urinarius, is one of the most distressing symptoms attendant on the virulent gonorrhœa in females ; and it occurs so frequently, that some have supposed it to be the only pathognomonic sign of venereal infection. In this instance, the patient must strictly observe a cooling regimen in diet and medicine. The use of emollient fo-
mentations

mentations is clearly indicated ; and when the pain and tension are extreme, instant relief may be obtained by applying a poultice made of bread and milk, with, or without, a portion of linseed flour ; which must be laid on warm, and renewed three or four times a day. This should be supported by a proper bandage, and used as long as any inflammation remains. It ought to be large enough to cover the pudenda entirely ; and may be commodiously applied in a linen bag, for the convenience of slipping it aside as occasion requires. Simple as this remedy may seem, it will always be found serviceable ; and in the worst cases, it will often relax the part, and remove the suppression of urine, like a charm. It is necessary here, to be cautious of astringents, until after the tension and inflammation are perfectly subdued.

CURE OF THE THIRD SPECIES OF
FEMALE GONORRHOEA.

THE chief curative indications in this species of female gonorrhœa, are, to subdue the inflammation, and to remove the spasmodic contraction of the urethra, and neck of the bladder, with its consequences, pain, strangury, and, sometimes, total retention of urine. The inflammatory symptoms are to be treated as in the foregoing species; but the irritation is to be allayed, and the spasm removed, by the immediate exhibition of anodynes. The sovereign powers of opium, are in no case so speedily and happily experienced, as in that under consideration; but it must be observed, that when opiates are given, either to mitigate an excess of pain, or to suppress spasms, the doses must be proportioned to the urgency or violence of the disorder. The specific

quantity necessary to be given to procure relief, cannot by any means be ascertained, but must depend on the judgment of the practitioner, who will regulate the doses according to the effect they produce on the patient.

In order to finish the subject, there remains only to observe, that the cure of the virulent gonorrhœa may be as safely accomplished in pregnant women, as in others, and by the same means; but it is necessary to be rather more cautious respecting the use of mercurials.

F I N I S.



