

A history of the Reading Pathological Society / by Jamieson B. Hurry.

Contributors

Hurry, Jamieson B. 1857-1930.
Bristol Medico-Chirurgical Society. Library
University of Bristol. Library

Publication/Creation

London : Bale & Danielsson, 1909.

Persistent URL

<https://wellcomecollection.org/works/kxkrdv3z>

Provider

Special Collections of the University of Bristol Library

License and attribution

This material has been provided by This material has been provided by University of Bristol Library. The original may be consulted at University of Bristol Library. where the originals may be consulted.
Conditions of use: it is possible this item is protected by copyright and/or related rights. You are free to use this item in any way that is permitted by the copyright and related rights legislation that applies to your use. For other uses you need to obtain permission from the rights-holder(s).



Wellcome Collection
183 Euston Road
London NW1 2BE UK
T +44 (0)20 7611 8722
E library@wellcomecollection.org
<https://wellcomecollection.org>



AA3w

Store 569983

THE LIBRARY OF THE
Bristol Medico-Chirurgical Society.


PRESENTED BY

The Author

July 7th 1909.

1510335757

A History
of
The Reading Pathological Society.



Digitized by the Internet Archive
in 2015

<https://archive.org/details/b21440657>



Fig. i.—The Library,
Royal Berkshire Hospital.


A History
of
The Reading Pathological
Society

BY
JAMIESON B. HURRY, M.A., M.D.
PRESIDENT OF THE SOCIETY

With Illustrations




London
JOHN BALE, SONS & DANIELSSON, LD.
GREAT TITCHFIELD STREET, W.
MCMIX.



This **V**olume
is dedicated to
The **R**eadíng **P**athological **S**ociety.

Floreat Societas in plurimos annos!





Preface.

“THE Reading Pathological Society has for many years past taken a very distinguished position in Medical Science.” Such was the eulogy pronounced in 1864 by Dr. B. W. Richardson, F.R.S., a man well qualified to judge the value of both literary and scientific work.


It will be the aim of the following pages to justify that eulogy, and to trace the Society's history through subsequent years.

The material is so abundant that in this brief historical *résumé* much of interest has been necessarily omitted. But enough has been said to do homage to our Founders, and to indicate some of the excellent work which their successors have accomplished.

My thanks are due to the two able Secretaries, Mr. N. B. Clowes and Dr. W. B. Secretan, for their assistance in reading the proofs.

J. B. H.

*Abbotsbrook,
Reading.*





Contents.

	PAGE
DEDICATION 	v.
PREFACE 	vii.
ILLUSTRATIONS 	xi.
INTRODUCTION 	1
HISTORY OF THE SOCIETY, 1841-1909 	8
APPENDICES:—	
I. The Presidents 	142
II. The Readers of Retrospective Addresses ...	143
III. The Orators 	145
IV. The Honorary Secretaries 	147
V. The Members 	148
VI. The Library 	154
VII. The Museum 	157
VIII. The Portrait Gallery... 	161
INDEX 	163




Illustrations.

FIG.		PAGE
1.	The Library, Royal Berkshire Hospital	<i>Frontispiece</i>
2.	Mr. John Bulley... ..	<i>To face</i> 25
3.	Dr. W. W. Bradshaw	,, 50
4.	Dr. R. Pritchard Smith... ..	,, 55
5.	Dr. Charles Cowan	,, 57
6.	Dr. R. T. Woodhouse	,, 71
7.	Mr. F. A. Bulley, F.R.C.S.	,, 77
8.	Mr. George May, F.R.C.S.	,, 79
9.	Mr. Isaac Harrinson, F.R.C.S.... ..	,, 87
10.	Mr. T. L. Walford, J.P.	,, 114



Asklepios,

with snake-encircled staff,
and Hygieia.





Introduction. (1)

“Homines ad Deos nulla re propius accedunt quam salutem hominibus dando.”—CICERO.

The Reading Pathological Society was founded on July 13, 1841, and ranks as one of the oldest Medical Societies in this country (2). Throughout its existence of nearly seventy years it has encouraged a high ideal of life and work amongst its members, and has contributed to the welfare of the public as well as of the profession.

The ancient Burgh of Radingia has enjoyed a reputation for scholarship ever since the days when Henry Beauclerc founded its famous Benedictine Abbey, with a school, monastic infirmary,

(1) The figure of Æsculapius, shown on the cover, is taken from Millin's "Galerie Mythologique" (1811), plate xxxii., fig. 105. Æsculapius, leaning on his staff, round which coils a serpent, is in the act of prescribing for a sick person. The pendant indicates the association of the Society with the ancient Borough of Reading. The two Greek coins with figures of Asklepios belong to Pergamos, where the God had a temple. Cf. British Museum Catalogue of Greek Coins (Mysia, Nos. 291, 295).

(2) *Punch* made his first bow on July 17, 1841.

Reading Pathological Society

leper-house and herb garden (1). That reputation was not unworthily upheld in the early forties of the nineteenth century by a group of medical practitioners, men of exceptional professional attainments, eager to keep abreast with the advance of medical science, and appreciative of the value of co-operation in fighting disease and death.

For some years the feasibility of establishing a medical society had been discussed. The opening of the Royal Berkshire Hospital in 1839 converted the project into a *fait accompli*, the enlightened Governors giving every encouragement in their power, as well as material assistance by permitting the Society to meet within the Hospital. At the Inaugural Meeting, Dr. Charles Cowan, one of the newly appointed physicians, in the chair, it was resolved "to constitute a Society for the discussion of medical and surgical subjects, of cases, and of other matters connected with the profession." The result of that meeting will be told in the following pages. But it is not too much to say that the Society has accomplished a great work such as few provincial societies can rival. It has consistently promoted a lofty standard of practice, and has helped to banish "envy, hatred and malice, and all uncharitableness."

Our founders were good men and true, "on

(1) "The History of Reading Abbey," by J. B. Hurry. (Elliot Stock, 1901.)

Introduction

fame's eternall bead-roll worthie to be fyled." Several of them have left their mark by contributions to the progress and to the literature of medicine; others have co-operated in philanthropic schemes or municipal improvements. The list is as follows: Mr. Edward Boulger, M.R.C.S.; Mr. Francis A. Bulley, F.R.C.S.; Mr. John Bulley, M.R.C.S.; Dr. Charles Cowan; Mr. F. Cox (Aldermaston); Mr. James Dunn, M.R.C.S.; Mr. Isaac Harrinson, F.R.C.S.; Mr. Thomas Ward Jeston, J.P. (Henley); Mr. Thelwall B. Maurice, F.R.C.S.; Mr. George May, F.R.C.S.; Dr. R. Pritchard Smith; Mr. Charles H. Silvester, M.R.C.S.; Mr. John Taylor, M.R.C.S. (Wargrave); Mr. Thomas Taylor, M.R.C.S. (Wargrave); Mr. Charles Vines, F.R.C.S.; Mr. Henry Waldron, M.R.C.S. (Theale); Mr. T. L. Walford, J.P., M.R.C.S.; Mr. Edward D. Walker; Mr. Wood, and Dr. R. T. Woodhouse.

The following were elected officers of the Society (1):—

Presidents: Dr. R. Pritchard Smith and Mr. John Bulley.

Vice-Presidents: Dr. Cowan, Mr. Cox, Mr. Harrinson, Mr. Jeston, Mr. Maurice, Mr. May, Mr. T. Taylor, Mr. Walford and Mr. Walker.

Curator: Mr. Dunn.

(1) For over forty years the custom prevailed of electing two Presidents, who should represent medical and surgical interests respectively.

Reading Pathological Society

Secretaries: Dr. Woodhouse and Mr. F. A. Bulley.

Great interest was taken in morbid anatomy from the very first, no evening being allowed to pass without the exhibition of several specimens. Moreover "a descriptive catalogue of all the morbid preparations was to be kept by the Curator," showing an appreciation of the value of pathology at a time when but little attention was paid to the subject. Nor were the papers read at the early meetings crude productions; they reflect the best practice of the day, and evidence conscientious, painstaking research.

Some entries in the "Minutes" indicate the changes in nomenclature, pathology and treatment that have occurred since the foundation of the Society. "Hydatid," for example, denotes, not the embryo of the *Tænia echinococcus*, but any cystic growth with aqueous contents, such as a vesicular mole or a phlyctenule of the conjunctiva. Again "fungus hæmatodes," an expression no longer employed, includes rapidly growing vascular tumours, such as encephaloid cancer and medullary sarcoma. The change of pathological doctrine is shown by such statements as "scarlet fever, measles and small-pox have a common origin," and by the debate between the "humoralists" and the "solidists." As illustrations of old-fashioned treatment may be mentioned the practice of venesection and the use of mercury in the most varied conditions.

Introduction

Even older than the Pathological Society, and, like it, aiming at the increase of knowledge, must be mentioned the Reading Medico-Chirurgical Society, established on March 14, 1824, for the purpose of maintaining a medical library and diffusing medical literature. The two Societies have always worked hand-in-hand for the good of the profession, and eventually amalgamated. Access to a well-chosen and well-arranged collection of medical literature has materially raised the standard of practice in Reading, by enabling the latest discoveries in medicine to be utilized at the bedside and by facilitating research.

The Society has been fortunate in enjoying central and congenial premises rent-free, and for this favour grateful thanks are due to the Governors of the Hospital. In return the Library and Museum, although maintained by the Pathological and Medico-Chirurgical Societies, have been transferred to the Hospital authorities; they have thus been available for the staff and of benefit to the patients.

For many years the meetings were held in a hall which has since been converted into the chapel, the room beneath it serving as a museum for morbid specimens. In 1883, however, was opened the handsome new Library, erected by the Governors, and the meetings of the Society have since been held in this hall, to which the Medico-Chirurgical Library was also transferred. The

Reading Pathological Society

pathological specimens found a home in the adjoining museum, where they are now exhibited.

The material for the Society's history, which is summarized in the following pages, is so ample that space only permits of the more important contributions being alluded to. The full bibliographical references, however, will facilitate research where fuller details are desired.

From the earliest years of the Society's history the practice prevailed of inviting some member to deliver a Retrospective Address, giving an epitome of the year's work. Many of these Addresses appear *in extenso* in the Medical Press, and are of value as reflecting the current practice of the day. There have also been published numerous original papers, some of which rank as classics in the subjects dealt with. The Society may, indeed, feel a satisfaction and a pride in thus having advanced the science of medicine and benefited humanity.

It has recently been said that

“Science moves but slowly, slowly, creeping on from point to point”;

but when it is remembered that within the brief space of two generations anæsthesia by ether and chloroform has been discovered, clinical thermometry and microscopy have come into general use, antiseptics have been introduced, ovariectomy and abdominal surgery have won their triumph, then, indeed, the science of medicine is seen to have made unparalleled progress, and in that progress

Introduction

the Reading Pathological Society has played no unworthy part (1).

(1) There are two other Pathological Societies in this country, viz., the Pathological Society of London, established in 1846, and the Manchester Pathological Society, established in 1885. The Pathological Society of Dublin, established in 1838, is no longer an independent Society, having merged into the Royal Academy of Medicine in 1882. The following provincial Medical Societies were founded before 1841 :—

- The Colchester Medical Society (1774).
- The Plymouth Medical Society (1794).
- The Leicester Medical Society (1800).
- The Halifax and District Medical Society (1822).
- The St. Helens Medical Society (1826).
- The Nottingham Medico-Chirurgical Society (1828).
- The York Medical Society (1832).
- The Manchester Medical Society (1834).
- The Liverpool Medical Institution (1837).
- The Rochdale Medical Society (1840).
- The Torquay Medical Society (1840).

About seventy provincial Societies have been founded since 1841.





History of the Society.

Ἰητρὸς γὰρ ἀνὴρ πολλῶν ἀντάξιός ἄλλων,
λοῦς τ' ἐκτάμνειν ἐπὶ τ' ἥπια φάρμακα πάσσειν (1).

Session One. (2)

(A.D. 1841-2.)

The enthusiastic support given to the infant Society is shown by the Retrospective Address read at the close of the Session by Dr. Charles Cowan, and published in the *Provincial Medical Journal* (3). Here are described fifteen papers, twelve morbid specimens connected with the osseous system, seven with the vascular and respiratory system, ten cases of malignant and other growths, eleven of malformations and abnormal foetal conditions.

-
- (1) "Worth many a life is his,
The skilful leech, who knows with practised hand
T' extract the shaft, and healing drugs apply."

(2) The whole of the Minutes are extant, several volumes having been carefully indexed. Vol. i. commences on July 13, 1841; vol. ii. on December 20, 1842; vol. iii. on March 3, 1847; vol. iv. on December 14, 1853; vol. v. on August 26, 1863; vol. vi. on May 26, 1880; vol. vii. on July 13, 1892; vol. viii. on May 2, 1901.

(3) *Prov. M. and S. J.*, i. (1842), p. 363.

Session One

Now and again examples of an out-of-date treatment of disease are met with. Thus one paper advocates free bleeding before, and after, ligaturing of the innominate artery for aneurysm, so as "to prevent the disturbance of the circulation, which follows on tying so large a vessel." Depletion is also recommended "for the purpose of preventing secondary visceral disease." At another meeting hooping-cough is described as an infectious form of bronchitis, as a "specific inflammation of the bronchial tubes." There is also evidence of the widespread use of mercury and the frequency of salivation.

A request was received from Dr. Hennis Green, Editor of the *Provincial Medical Journal*, asking for permission to report the Society's proceedings. The request was declined with a *non placet*.

Meetings were held on the first Tuesday in every month throughout the year at 7 p.m., the annual meeting being held in August. The subscription was five shillings *per annum*.

Space only allows of the more notable contributions being enumerated:—

PAPERS.

Mr. F. A. Bulley	Aneurysm of the innominate artery.
"	Fracture of the neck of the thigh-bone (4).
Dr. Cowan	Hints for the compilation of statistical registers (5).

(4) *Prov. M. and S. J.*, i. (1842), p. 65.

(5) *Lancet*, 1842, June 11, 18, 26.

Reading Pathological Society

Dr. Cowan	Neuro-hypnology.
Mr. Taylor	A case of death during parturition, where a bubble of air was found in the heart, and effusion of blood in the theca vertebralis.
Mr. Walker	Salivation excited through the lungs (6).
Mr. Silvester	Hooping-cough.
Mr. Harrinson	Utero-vesical fistula : novel means of relief (7).

MORBID SPECIMENS.

Mr. F. A. Bulley	Abscess of the knee-joint : amputation of leg on account of uncontrollable hæmorrhage (8).
"	Osseous tumour, weighing 3½ lb., found in the abdomen (9).
Dr. Woodhouse	Heart showing pouch-like projection from the auricular surface of the mitral valve.
"	Ossification of the aortic valves.
Mr. May	Series of urinary calculi.
"	Scirrhus of the œsophagus.
Mr. Harrinson	Anencephalous foetus with one central eye.
"	Exstrophy of the bladder.
"	Child with cloaca into which opened the vagina, urethra and rectum.
Mr. Maurice	Fracture of the sixth cervical vertebra.

(6) *Prov. M. and S. J.*, iii. (1842), p. 371.

(7) Do. 1845, p. 372.

(8) Do. iii. (1842), p. 13.

(9) Do. p. 385.

Session Two

Dr. Cowan	Hydatids of the lung.
Mr. Boulger	Indurated spleen weighing less than 1 oz. from a patient in a state of inanition.

CASTS.

Mr. F. A. Bulley	Scrofulous enlargement of the knee.
„	Deformity of the hand caused by a burn.

Session Two.

(A.D. 1842-3.)

The Retrospective Address by Dr. Woodhouse, which fills eight pages of the *Provincial Medical Journal* (1), classifies the work of the Session into twelve communications, and forty morbid specimens illustrating various departments of pathology. Animated debates were frequent and testified to the keen interest taken in the proceedings.

The practice of bleeding then in vogue is recalled by two cases, one of arachnitis in which 136 oz. of blood were abstracted at intervals; the other of delirium tremens in which 2 quarts were removed at one venesection.

A fine print of the late Sir Astley Paston Cooper, Bart., was presented by Mr. May, and

(1) *Prov. Med. and S. J.*, vi. (1843), p. 479.

Reading Pathological Society

forms the first of the medical portraits owned by the Society. A bust of Dr. Gall, the founder of phrenology, was purchased.

Amongst the new members elected was Dr. W. W. Bradshaw, who had recently settled in Reading and whose name subsequently became associated with the well-known Bradshaw Lectures.

During this Session the day of meeting was altered to the Tuesday nearest the full moon, so as to facilitate the attendance of country members. The subscription was raised to 10s. *per annum*.

PAPERS.

Dr. Bradshaw	Mental impressions during pregnancy.
„	The use of terebinthina in puerperal peritonitis.
Mr. May	Deformity of the hand traced through six generations.
Mr. Harrinson	Ovarian disease.
Dr. Cowan	Medical statistics (2).
„	A case of diabetes (3).
Mr. Hooper	A case of drowning with some features of medico-legal interest.
Mr. Vines	A case of arachnitis.

MORBID SPECIMENS.

Mr. May	Foetal bones passed <i>per anum</i> .
Dr. Woodhouse	Aneurysm of the aorta opening into the œsophagus.

(2) *Prov. Med. and S. J.*, vi. (1843), pp. 107 sq.

(3) Do. p. 228.

Session Three

Mr. Harrinson	Diverticulum of the ileum.
"	Laryngitis associated with scarlet fever.
Mr. Maurice	Pelvic tumour necessitating Cæsarean section.
Mr. Dunn	Stomach from a case of poisoning by arsenic and opium.
Mr. Walford	Stomach from a case of poisoning by gin.

CASTS.

Mr. Harrinson	Feet of a child in whom the first and second toes were missing.
Mr. May	Webbed fingers.
"	Supernumerary fingers.

Session Three.

(A.D. 1843-4.)

A first-rate microscope, then a comparatively rare instrument, was purchased by the Society for the purpose of histological investigations. The cost amounting to £56 was raised by subscription, including a grant of £30 from the Royal Berkshire Hospital.

A prolonged discussion took place on the subject of puerperal fever. The contagious nature of the disease was at that time generally, although not universally accepted, and stringent precautions on the part of the medical attendant were advised.

Reading Pathological Society

The day of meeting was altered to the Wednesday in each month nearest to the full moon; the subscription was reduced to 5s.

The Retrospective Address was delivered by Mr. Isaac Harrinson, F.R.C.S. (1).

PAPERS.

Mr. May	Obscure case of sudden death.
Dr. Cowan	Vicarious menstruation.
Mr. Vines	Nephralgia.
Dr. Bradshaw	A case of complete, but temporary, blindness.
Mr. Taylor	Backward dislocation of the radius.
Mr. Harrinson	Empyema, with ossification of the pleuritic false membrane (2).

MORBID SPECIMENS.

Mr. F. A. Bulley	Stomach from a case of oxalic acid poisoning.
Dr. Woodhouse	Patent foramen ovale from woman aged 71.
Mr. Harrinson	Vesical calculus weighing over 8 oz.
Mr. Walford	Steatoma removed from the upper lip.
Mr. Jeston	Perforation of the rectum by cherry-stones.

(1) *Prov. M. and S. J.*, viii. (1844), p. 243.

(2) Do. p. 179.

Session Four

Session Four.

(A.D. 1844-5.)

The medical profession was greatly agitated by the introduction into the House of Commons by Sir James Graham of a Medical Reform Bill. This Bill proposed, *inter alia*, to throw open the practice of medicine and surgery to unqualified persons. The Society resolved to present a petition to both Houses of Parliament in opposition to the Bill.

Towards the close of this Session (June 26, 1845) the anniversary of the Southern Branch of the Provincial Medical and Surgical Association was held at Reading, the meeting being organized by the Pathological Society. A paper entitled "A Statistical Report of the Surgical In-patients of the Royal Berkshire Hospital" was read before the Association by Mr. May (1), and another paper, "One Hundred and Ninety Cases of Aural Disease," by Mr. Harrinson (2).

The first Medical Directory of Great Britain and Ireland was published in 1845. The population of Reading was then 18,937, with twenty-one medical practitioners.

The Retrospective Address was delivered by Mr. T. L. Walford (3).

(1) *Trans. of the Prov. M. and S. Assoc.*, xiv. (1846).

(2) *Prov. M. and S. J.*, 1845, p. 449.

(3) Do. p. 573.

Reading Pathological Society

PAPERS.

Mr. F. A. Bulley	Fungus hæmatodes (4).
"	Scrofulous disease of the bones.
Mr. Vines	Affections of the brain and spinal cord (5).
Mr. Walford	Scarlatina anginosa.
Mr. Jeston	The external use of digitalis in dropsy.
Dr. Cowan	Encephaloid carcinoma of the brain (6).

MORBID SPECIMENS.

Mr. Taylor	Bezoar from a horse, weighing 15 lb. (7).
Mr. Jeston	Heart with universally adherent pericardium.
"	Ulceration of the intestine after typhus.
Mr. Brooks	Ossification of the rings of the trachea.

Session Five.

(A.D. 1845-6.)

Several important contributions have been made to the science of medical statistics. One of these, by Dr. Cowan (1), dealt with the incidence of disease amongst a population of from 1,000 to 1,200 persons attached to the Reading Dispensary,

(4) *Medical Times*, xiii. (1846), p. 33.

(5) *Prov. M. and S. J.*, 1845, p. 13.

(6) Do. p. 237.

(7) Pathological Museum (L 1.).

(1) *Trans. of the Prov. M. and S. Assoc.*, xiv. (1846), p. 191.

Session five

during a period of four years (A.D. 1841-4). The Report includes a nosological table of great value, and some comments on the general health of Reading: "Though Reading may be considered as on the whole decidedly healthy, its immunity from febrile disorders would be still greater were hygienic arrangements more effectually carried out. It still contains many miserably constructed houses, badly drained and badly ventilated courts, the supply of water is insufficient, the sewers are often injuriously exposed, and in one or two limited districts the under-soil is saturated with water. The sewerage of some of the principal streets, though from soil and inclination easily accomplished, is also far from being satisfactory, and the grated openings of the main drains are, in warm weather, the sources of noxious and disgusting effluvia."

Considerable ingenuity in regard to improved splints and other instruments was on various occasions displayed by Mr. F. A. Bulley. Thus on March 11, 1846, he exhibited a new apparatus for maintaining extension in fractures of the femur (2).

The Retrospective Address was delivered by Mr. F. A. Bulley, F.R.C.S. (3).

(2) Cf. also *Prov. M. and S. J.*, i. (1840), p. 392.

(3) *Prov. M. and S. J.*, 1846, p. 425.

Reading Pathological Society

PAPERS.

Dr. Cowan	The Reading Dispensary.
Mr. Shorland	Phreno-mesmerism.
Dr. Bradshaw	The use of cod-liver oil in rheumatism (4).
Mr. Waldron	Malignant disease of the posterior mediastinum.
Dr. Woodhouse	The medical topography of Reading.
Mr. F. A. Bulley	Extraction of a tooth-plate from the œsophagus (5).
„	Disfigurements caused by scalds and burns.

LIVING SPECIMEN.

Mr. W. G. Tiley	Congenital disease of the pelvis ; dislocation of the femora, and atrophy of the lower limbs.
-----------------	---

MORBID SPECIMENS.

Mr. Harrinson	General tuberculosis in a monkey.
„	Congenital deformity of the radius of each arm ; supernumerary toes.
Mr. May	Bright's disease.
Mr. A. G. Field	Stricture of the œsophagus due to tuberculous glands.

(4) *Prov. M. and S. J.*, 1845, p. 753.

(5) Described and illustrated in *Medical Times*, xiv. (1846), p. 235.

Session Six

Session Six.

(A.D. 1846-7.)

The first administration of ether for anæsthesia in England took place on December 19, 1846, and in the following February the value of the new drug was reported to the Society, and its successful use described.

A new tourniquet (1) invented by Mr. F. A. Bulley for the purpose of applying graduated pressure to aneurysms was exhibited to the Society, and received its unanimous approval.

An instance of antiquated views occurs in the Minutes of this Session, where Dr. Cowan referred to "fever, cholera and typhus as of one origin and merely modifications of the same poison, the effects depending on the dose, and the peculiarity of constitution, habits &c. of the individual." Such an utterance in the mouth of a learned physician illustrates the progress that medicine has since made.

During this Session a cabinet of microscopic slides was purchased at a cost of £4; this outlay caused the subscription to be raised to 10s.

The Retrospective Address by Dr. Wells occupies thirteen pages in the *Provincial Medical and Surgical Journal*, and may be referred to for fuller details (2).

(1) *Medical Times*, xv. (1847), p. 126.

(2) Do. 1847, p. 365.

Reading Pathological Society

PAPERS.

Mr. May	Ununited fracture of the forearm ; excision ; recovery (3).
"	Statistical table of deaths in a private practice (4).
Dr. Wells	Ovarian dropsy associated with pregnancy.
"	Dysmenorrhœa.
Mr. Harrinson	Cancer of the cæcum.
Mr. F. A. Bulley	The treatment of burns by 1 part of treacle to 3 of water (5).

LIVING SPECIMENS.

Mr. May	Excision for ununited fracture of the radius and ulna.
Dr. Wells	Three albino children in one family.

MORBID SPECIMENS.

Mr. May	Aneurysm of the posterior tibial artery.
Mr. Walford	Ulceration and perforation of the cæcum.
Mr. Harrinson	Coloured drawing of an aneurysmal varix (6).
Mr. J. W. Workman	Perforating gastric ulcer.
Mr. W. H. Day	Aortic aneurysm.

(3) *London Medical Gazette*, iii. (1846), p. 487.

(4) Do. p. 837.

(5) *Medical Times*, xvi. (1847), p. 253.

(6) By C. R. Havell. Cf. Portfolio of drawings.

Session Seven

Session Seven.

(A.D. 1847-8.)

A.D. 1847 must always be an *annus mirabilis* in the history of medicine, since it conferred on suffering humanity the priceless gift of chloroform. On November 10, 1847, Sir James Simpson read his famous paper on "A New Anæsthetic Agent as a Substitute for Ether," and on November 24 a sample of chloroform was shown to the Society, its successful administration for anæsthesia being reported shortly afterwards.

A gift of £22 was made to the Society as the result of an accident to Mr. Alfred Morrison, of Basildon, who injured his hand with a fowling-piece. In gratitude for treatment at the Hospital, Mr. Morrison sent this sum to Mr. May, who, debarred by the rules from accepting such an acknowledgment, agreed with his *confrères* on the staff that the money should be presented to the Pathological Society.

A series of wax casts illustrating diseases of the skin was purchased for the sum of £3 6s.

The financial position at the close of the Session was so satisfactory as to allow the annual subscription to be again reduced to 5s.

The Retrospective Address by Mr. Charles Vines, F.R.C.S., appears in the *Provincial Medical and Surgical Journal* (1).

(1) 1848, p. 561.

Reading Pathological Society

PAPERS.

Mr. Shorland	Aneurysm of the aorta.
Mr. May	Traumatic tetanus.
Dr. Wells	Spinal irritation.
Dr. Cowan	Hydropathy.
Mr. Harrinson	Malignant disease of the kidney in a child.

MORBID SPECIMENS.

Mr. Walford	Abscess of the brain associated with epilepsy.
Professor Sewell	The spinal cord in tetanus and hydrophobia (with drawings).
Mr. May	Larynx and trachea from a case of croup.
Mr. Dunn	Dislocation of the spine.

Session Eight.

(A.D. 1848-9.)

The great epidemic of cholera which prevailed in England caused many deaths in Reading and the neighbourhood, and led to prolonged debates as to the pathology of the disease. No less than three papers dealing with this subject have been published *in extenso*, and indicate the contemporary views as to ætiology and treatment. Even the communicability of cholera by impure drinking water was still a *quæstio vexata*. The

Session Eight

variety of opinions is shown in the Retrospective Address read by Mr. W. B. Young (1).

PAPERS.

Dr. Cowan	Cholera (2).
Mr. F. A. Bulley	A case of Asiatic cholera treated by the spirit-vapour-bath and by cataplasms (3).
Mr. Walford	Observations on Asiatic cholera (4).
"	Ovarian disease complicating pregnancy.
Mr. Shorland	A case of gunshot wound of the brain.
Dr. Wells	A case of cerebral disease (5).
Mr. J. W. Workman	Some cases of cholera.
Mr. Harrinson	Caries of the temporal bone and chronic hydrocephalus following measles.
"	Encephaloid disease of the kidney (6).

MORBID SPECIMENS.

Mr. J. W. Workman	Horny growth (11 in. long) removed from the occiput.
Dr. Woodhouse	Aneurysm of the abdominal aorta.
"	Congenital malformation of the heart.
Mr. Harrinson	Enormous dilatation of the colon.
Mr. Dunn	Caries of the cranium.

(1) *Prov. M. and S. J.*, 1849, p. 604.

(2) Do. 1848, p. 594.

(3) *Medical Times*, xviii. (1848), p. 286.

(4) *Prov. M. and S. J.*, 1849, p. 208.

(5) *London Medical Gazette*, viii. (1849), p. 107.

(6) A coloured drawing of the patient by C. R. Havell is preserved in the Society's Portfolio.

Session Nine.

(A.D. 1849-50.)

Cholera continued its ravages in Reading during part of this Session, the treatment being much discussed.

Another subject of interest was puerperal fever, the contagiousness of which was still *sub judice*. Divergent views were held as to the benefits to be derived from venesection.

The contemporary view in regard to lithates is illustrated by some remarks made by Mr. Harrinson, when describing his treatment of rheumatism. "The object aimed at, and in all previous attacks attained, was to procure a copious deposit of lithates, but the last time the urine remained obstinately clear. To this end, nitre and Dover's powder, of each 5 grains, had been given every four hours, with a grain of opium and three of blue pill at bedtime" (1).

PAPERS.

Mr. Vines	Cholera.
"	Some cases of difficult labour.
Mr. Harrinson	Puerperal convulsions.
Mr. Payne	Fracture of the skull followed by cerebral abscess.
Dr. Wells	Puerperal fever.
Mr. Gamble	Hepatic abscess bursting into the lung.

(1) Cf. the Retrospective Address by Mr. C. H. Gamble, *Prov. M. and S. J.*, 1850, p. 690 ; 1851, p. 17.






Fig. ii.—Mr. John Bulley.

PRESIDENT A.D. 1841—1850

Session Ten

MORBID SPECIMENS.

Mr. Harrinson	Intestinal concretion.
"	Gangrene of the lung.
"	Heart showing pericarditis after multiple attacks of rheumatism.
Mr. Thomas Jeston	Bifurcation of the fifth rib.
Dr. Wells	Aneurysm of the thoracic aorta.

Session Ten.

(A.D. 1850-1.)

Early in this Session occurred the death of one of the Presidents of the Society, Mr. John Bulley (**Fig. 11.**).

Mr. John Bulley, M.R.C.S., father of Mr. F. A. Bulley, was born on June 1, 1775, and lived for many years in Friar Street. He was much respected in the town, and held the offices of Surgeon to the County Prison and Consulting Surgeon to the Reading Dispensary. At the foundation of the Society he was elected surgical President, and continued to hold office until the time of his death (*i.e.* August 30, 1850). "Few medical men could bear with so much Christian philosophy his desertion by a patient in favour of another." He went down to the grave full of years, honoured and beloved.

The diminished practice of venesection excited considerable interest. Some speakers attributed the diminution to "a change in the constitution of mankind," others to "our improved knowledge of the proper treatment of disease." On another

Reading Pathological Society

occasion the value of self-supporting dispensaries, both to the poor and to the profession, was brought forward.

The Retrospective Address was read by Mr. Henry C. Curtis, of Great Marlow.

PAPERS.

Mr. May	The use and abuse of the speculum in gynæcology.
Dr. Wells	The treatment of obstruction of the bowels.
"	Blood-letting.
Mr. Curtis	Cholera.
Mr. Smith (of Southam)	Self-supporting dispensaries.
Dr. Cowan	Malignant disease of the perinæum.

MORBID SPECIMENS.

Mr. May	Fungus hæmatodes.
Mr. Harrinson	A fatty kidney containing calculi.
Dr. Cowan	Large gall-stone causing intestinal obstruction.
Mr. Gamble	Scrofulous tumour of the cerebellum.
"	Encephaloid tumour of the bladder.
Mr. Moxhay	Series of urinary calculi.

Session Eleven.

(A.D. 1851-2.)

Some valuable medical works were presented to the Society, one gift evidently prompting another. William Hunter's "Plates of the Gravid Uterus" was given by Dr. Cowan; Hooper's "Morbid Anatomy of the Human Brain" by Dr. Wells; Albinus's "Skeleton and Muscles of the Human Body" by Mr. Harrinson; "Opera Spigelii" by Mr. Vines. A portrait of the well-known physician, Dr. John Connolly, was presented by Mr. May.

A sum of £10 was voted for the purchase of books, the Board of Management of the Hospital contributing a like sum.

Interesting papers were read on the subject of puerperal fever, the view being still held by some members that there was a "liability of the pregnant female to generate morbid poison in the system." On another occasion the *solidists* and *humoralists* debated the *modus operandi* of vaccine and variolous matter. The time-honoured subject of humoral pathology will be again referred to in connection with Session XV.

The Retrospective Address was read by Mr. T. S. Little (1).

(1) *Assoc. M. J.*, 1853, p. 143.

Reading Pathological Society

PAPERS.

Mr. Vines	Malignant disease of the ovary.
"	The induction of premature labour in pelvic deformity.
Dr. Cowan	A case of peritonitis treated by venesection.
"	Perforating gastric ulcer.
Mr. Harrinson	Puerperal fever.
Mr. Thomas Jeston	Fatal case of poisoning from the bite of a ferret.

MORBID SPECIMENS.

Mr. Walford	Brain from a case of mania.
Mr. F. A. Bulley	Osteo-sarcoma of the forearm.
Mr. Moxhay	Laryngitis due to a scald.
Dr. Woodhouse	Stricture of the œsophagus.
Mr. Harrinson	Cancer of the bladder.

Session Twelve.

(A.D. 1852-3.)

A complete set of the *British and Foreign Medico-Chirurgical Review* was presented by Dr. Forbes, of London.

This Session was uneventful as far as general business was concerned. A case of illegal practice in the town attracted some attention, and was referred to the Society of Apothecaries.

A large number of clinical cases and morbid specimens were laid before the Society, and will

Session Thirteen

be found described in the Retrospective Address which was read by Mr. W. W. Moxhay (1).

PAPERS.

Mr. Harrinson	A fatal case of concealed uterine hæmorrhage (2).
Mr. F. A. Bulley	Disease resembling hydrophobia.
Mr. May	Scirrhus of the rectum ; artificial anus ; death (3).
"	Scirrhus of the pancreas.
Dr. Woodhouse	Disease of the œsophagus.

MORBID SPECIMENS.

Mr. Gamble	Aneurysm of the aorta.
"	Encephaloid cancer of the kidney.
Mr. Harrinson	Cutaneous cancer commencing in the eye.
Mr. F. A. Bulley	Popliteal aneurysm.
Mr. May	Disease of the pons Varolii in a girl aged 9.
Mr. G. May (4)	Emphysema following measles.

Session Thirteen.

(A.D. 1853-4.)

The first of the Society's Dinners took place at the commencement of this Session (July 20, 1853) at the George Hotel, when twenty-three members and visitors were present. Thus originated an excellent custom which has been

(1) *Assoc. M. J.*, 1853, p. 993.

(2) Do. p. 11.

(3) Do. p. 394.

(4) Mr. George May, sen., was a member from 1841-1884 ; Mr. George May, jun., from 1853-1902. The latter will be described as Mr. G. May.

Reading Pathological Society

continued for fifty-five years, and has led to much agreeable social intercourse. A good dinner *emollit mores nec sinit esse feros*.

The same Session witnessed a change in the Presidency. Owing to the removal of Dr. R. P. Smith from Reading to Mortimer, it was felt desirable to select, in his place, one who could more efficiently fulfil the duties of the office. Accordingly Dr. Smith was elected Hon. President, and Dr. Charles Cowan Medical President.

The case of Mr. John Gay, F.R.C.S.E., who was dismissed from the office of Surgeon to the Royal Free Hospital, on the ground that he had sanctioned the publication in the *Medical Circular* of a memoir which eulogized himself while casting "insulting and offensive imputations" upon the Hospital, excited widespread professional interest in 1854. This interest was shown by discussions at several meetings of the Society, which, while not condoning Mr. Gay's conduct, considered his dismissal from office to be unjustifiable (1). The publication of such medical biographies was strongly deprecated.

The subject of cholera still loomed large on the horizon of the Society as of the profession generally, and led to various able debates (2). Some members

(1) *Lancet*, 1854, i., p. 204 *et sparsim*.

(2) An account of the epidemics of 1848 and 1854 will be found in Richardson's "Medical History of Reading." *Medical Times and Gazette*, 1864, ii., p. 687.

Session Thirteen

believed the disease contagious, others held the contrary. Happily in 1854, *i.e.*, during this Session, Dr. Snow solved the problem by proving that the cholera virus was contained in the excreta of those suffering from the disease.

A Retrospective Address was read by Mr. G. May (3).

PAPERS.

Dr. Cowan	The Meeting of the Provincial Medical Association at Swansea.
"	The treatment of cholera.
Mr. Harrinson	Senile gangrene.
Dr. Wells	Hereditary fragilitas ossium.
"	Poisoning by muriate of antimony.
Mr. G. May	Poisoning by savin (4).
Mr. F. A. Bulley	Cholera.
Mr. Foster	Cholera.
Dr. McIntyre	A case of herniotomy (5).
Mr. Walford	Cases of uterine hæmorrhage (6).

MORBID SPECIMENS.

Dr. Gosset	Preparation showing the arteries of head and neck.
Dr. Cowan	An intestinal concretion (weight 12 oz., circumference 10 in.).
Mr. Harrinson	Fœtus whose forearm was atrophied owing to constricting umbilical cord.
Mr. T. Jeston	Tumour of the pons Varolii.
Mr. Pound	Heart of which the aorta sprang from both ventricles.

(3) *Assoc. M. J.*, 1854, p. 703.

(4) Do. p. 224.

(5) Do. p. 414.

(6) Do. p. 698.

Session Fourteen.

(A.D. 1854-5.)

The Pathological Museum received an important accession through the presentation by Dr. C. M. Burnett (1) of seventy-five morbid specimens, accompanied by a descriptive catalogue. By an agreement with the Royal Berkshire Hospital the Pathological Museum was transferred to the Hospital authorities, to whom the Medico-Chirurgical Society had also transferred its books. Dr. Burnett's collection appears to have led to other alterations, the old Museum becoming the Library (2), and the old *post-mortem* room beneath it the Museum. The first meeting of the Society was held in its improved quarters at the Library on April 4, 1855.

At a remarkable autopsy described by Mr. G. May, a woman's stomach was found filled with a mass of hair composed of numerous small hairs matted together. The concretion measured 20 in. in its longest, and 12 in. in its shortest circumference; its weight was 26 oz. on removal, and 10 oz. when dried. The deceased had been in the habit of swallowing her hair since she was 4 years

(1) This benefactor of the Society lived at Alton, in Hampshire, and died in 1866. An obituary appears in the *Lancet*, 1866, ii., p. 566.

(2) The Library and Museum here referred to must not be confused with the present Library and Museum.

Session fourteen

old. The specimen is preserved in the Museum (D 8).

A full Retrospective Address was read by Mr. George D. Brown, of Henley, and appears in the *Association Medical Journal* (3). Several other papers were published *in extenso*.

PAPERS.

Mr. Harrinson	Jaundice with cerebral symptoms.
"	Whence do the lithates come ?
"	Disease in general and pathology in particular (4).
Dr. Wells	A case of lacteal secretion apart from pregnancy.
Mr. Workman	Cholera.
Dr. Woodhouse	Tetanus occurring ten days after parturition (5).
Dr. Burnett	The urine in mental diseases.
Mr. G. May	A case of death caused by a ball of hair in the stomach (6).

MORBID SPECIMENS.

Mr. Walford	Ulcer of the ileum causing fatal hæmorrhage.
Mr. May	Uterus from an imperfectly developed woman.
"	Scirrhus of the testicle.
Mr. Harrinson	Invagination of the intestine.
Dr. Wells	Ulcer of the larynx.

(3) 1855, p. 707.

(4) Do. p. 605.

(5) Do. p. 120.

(6) Do. p. 1147.

Session Fifteen.

(A.D. 1855-6.)

The interest taken in morbid anatomy is well illustrated by the proceedings of this Session. At every meeting valuable specimens were exhibited and discussed, although only a few of them are enumerated below. In order to obtain more efficient supervision of the Museum, the Hospital authorities agreed that in the future each House Surgeon at his election should be instructed "to attend to the Museum and Library."

At the close of the Session 1854-5 was published Mr. Harrinson's paper on "Disease in General and Pathology in Particular." A prolonged debate extended into the present Session, the supporters and opponents of the humoral pathology stating their case with great clearness. Mr. Harrinson summed up his argument as follows: "All physiology directs, all pathology corroborates, all chemistry proves, and all practice confirms that of all the pathologies the humoral is the correct one." Other speakers denounced the humoral pathology, Mr. Walford, for instance, holding that "we have no reason to believe that the blood is or can be the seat of disease, though it may become the vehicle." . . . "The exciting causes of diseases or poisons did not act primarily on the blood, but changes in the blood were rather the

Session Fifteen

result of the disease" (1). This interesting debate is admirably summed up by Dr. C. M. Burnett, of Alton, who delivered the Retrospective Address of the Session (2).

The Reading Branch of the British Medical Association was formed on January 23, 1856, through the influence of Dr. Cowan, who became its first President. Owing to the earlier foundation and prestige of the Pathological Society, the Reading Branch of the Association rarely met except at its Annual Meetings, although the two organizations have always been on friendly terms. A list of the Presidents of the Reading Branch from 1856 to 1881 appears in the *British Medical Journal*, 1882, ii., p. 45.

PAPERS.

Mr. Harrinson	A case of heart disease and ruptured aortic valve.
Mr. Moxhay	Placenta prævia.
Mr. F. A. Bulley	Some surgical cases in the hospital.
Mr. Young	A dissecting aneurysm of the aorta.

MORBID SPECIMENS.

Mr. May	Cancer of the femur.
"	Extra-uterine foætation.
Mr. Harrinson	Atelectasis of the lungs.
Dr. Woodhouse	Cancer of the pylorus.

(1) *Assoc. M. J.*, 1855, p. 612.

(2) Do. 1856, p. 792.

Reading Pathological Society

Dr. Woodhouse	Liver and intestines from a case of dysentery.
Dr. McIntyre	Medullary sarcoma of the eye.
Mr. Taylor	Patent foramen ovale.
Mr. G. May	Growth removed from the clitoris and nymphæ.
Mr. Vines	Cerebral tumour.
Mr. F. Davies	Disease of the kidney and ureter.

Session Sixteen.

(A.D. 1856-7.)

The Royal National Lifeboat Institution requested the opinion of the Society as to the best method of restoring persons rescued from drowning. The opinion of the Society was unanimously in favour of Dr. Marshall Hall's "ready method" (1).

Two rare volumes were presented to the Society by Mr. Colborne, of Marlow, viz., "The Day-Book" of a Mr. Chase, apothecary to King William and Mary (1691), and a "Practice of Physic" (1605).

An admirable summary of this Session's Proceedings by Dr. McIntyre, of Odiham, fills nine pages of the *Journal* (2), and may be referred to for details of the numerous contributions.

(1) *Lancet*, 1856, ii., p. 458.

(2) *British Medical Journal*, 1857, p. 719.

Session Seventeen

PAPERS.

Dr. Wells	Treatment of cutaneous disease by tar.
Mr. T. W. Jeston	Avulsion of a rib followed by recovery.
Mr. F. A. Bulley	The constitutional origin of cancer and its local treatment by caustics.
Mr. G. May	Sudden death from air entering the uterine sinuses (3).
Mr. Harrinson	Hydrorrhœa gravidarum (4).
Mr. A. Fernie	Suprarenal capsular disease (5).

MORBID SPECIMENS.

Mr. G. May	Cholesteatoma removed from the nates.
"	Fracture of the scapula.
Mr. Moxhay	Osteo-sarcoma of the femur.
"	Strangulated hernia.
Dr. Woodhouse	Scirrhous of the pancreas.
Mr. Fernie	Rupture of the ileum from the kick of a horse.

Session Seventeen.

(A.D. 1857-8.)

More than once has the Society exerted its influence in the promotion of the public welfare and safety. During this Session, for example, the attention of the Reading Corporation and Local Board of Health was directed to the desirability of providing drags and other apparatus

(3) *British Medical Journal*, 1857, pp. 477, 603.

(4) Do. p. 543.

(5) Do. p. 521.

Reading Pathological Society

for rescuing persons from drowning, to be kept at dangerous places.

The Annual Retrospective Address was read by Mr. George Pound, of Odiham, on July 21, 1858, and is published in the *British Medical Journal* (1). It is of interest to note that the same meeting served also as the Annual Meeting of the Reading Branch of the British Medical Association, Mr. May, the President of the latter, giving an Address (2). On this and on other occasions the Reading Pathological Society has been erroneously described by the *Journal* as a Branch of the British Medical Association.

PAPERS.

Mr. Harrinson	Conclusion of a case of vesico-uterine fistula (3).
Mr. F. A. Bulley	Gangrene due to obstruction of the aorta and internal iliacs by deposits of fibrin.
Mr. May	The diagnosis of fractures at, and near, the hip-joint.
"	Four cases of mania.
Mr. Butler	Encysted abscess of the brain.

MORBID SPECIMENS.

Mr. G. May	Fibrinous cast of the ureter.
Mr. Fernie	Laceration of the kidneys.
Mr. T. W. Jeston	Dry gangrene of the arm.
Mr. Young	Enlarged spleen weighing 6 lb., taken from boy aged 4.

(1) *British Medical Journal*, 1858, p. 748.

(2) Do. 1858, pp. 680, 689.

(3) Do. 1857, p. 1027; cf. also Session 1841-2.

Session Eighteen

Session Eighteen.

(A.D. 1858-9.)

On October 1, 1858, was established the General Medical Council, which has since that date regulated professional education and examination, and maintained a Register of the whole profession in this country. The "Minutes," however, take no notice of this red-letter day in the history of medicine.

After rendering invaluable services to the Society, Mr. Harrinson resigned the office of Secretary at the commencement of the Session, and was succeeded by Dr. Woodhouse.

On various occasions members have displayed their ingenuity by improvements in surgical instruments. During this Session was exhibited by Mr. May an improved tracheotomy tube, which allowed a larger space for the admission of air.

The Retrospective Address, read by Mr. Frederick G. Harcourt, of Binfield, appears in the *British Medical Journal* (1), with so much detail that many papers are reproduced almost *verbatim*. The Annual Business Meeting was held in the Council Chamber of the Borough, and was followed by the Annual Dinner at the George Hotel.

(1) 1859, pp. 762 sq.

Reading Pathological Society

PAPERS.

Mr. Young	Recovery after injury to the colon by a butcher's hook.
Mr. Dryland	A case of obturator hernia.
Mr. Moxhay	Placenta prævia.
Mr. F. A. Bulley	Acute laryngitis (2).
Mr. May	Supposed death after the external application of mercurials.
Mr. G. May	Dysphagia caused by fracture of the styloid process.

MORBID SPECIMENS.

Mr. May	Bladder thickly coated with sabulous deposit.
"	Enlarged thymus.
Dr. Cowan	Encephaloid cancer of the ovary.
Mr. Fernie	Scirrhus of the stomach.
Mr. J. F. Breach	Hydatids of the liver.
Dr. Burnett	Monstrosity with one head, four arms, and four legs (3).
Mr. Moxhay	Disease of the suprarenals.
Mr. Young	Hydatids of the uterus.

(2) *Medical Times and Gazette*, xviii. (1859), p. 622.

(3) Pathological Museum.

Session Nineteen

Session Nineteen.

(A.D. 1859-60.)

Many of the contributions laid before the Society are the result of laborious research. As an example may be mentioned Mr. Harrinson's "Statistics of One Thousand Cases in Obstetrics," a paper in which the ages of the mothers, the months during which parturition occurred, the hour of the day or night, the duration of pregnancy and of labour, the presentation and other details are minutely recorded. Some papers and morbid specimens are accompanied by coloured drawings which increase their value. The drawings of the cases of tetanus infantum and of Addison's disease mentioned below are by the well-known local artist C. R. Havell, and are preserved in the Society's Portfolio of illustrations.

A Memorial signed by fifteen members of the Society was sent to the Council of the Royal College of Surgeons, protesting against its practice of granting diplomas to candidates who had not passed through the necessary course of education, and stating that "its diplomas have ceased to guarantee the professional attainments of its members" (1).

The rules of the Society were carefully revised during this Session, but no copy of them is extant.

(1) *Lancet*, 1860, i., p. 188.

Reading Pathological Society

The number of members was fifty-five, the average attendance sixteen. The names of two members were erased for non-payment of subscriptions. A detailed Retrospective Address was read by Mr. Nathaniel Crisp, of Swallowfield, and appears in the *British Medical Journal* (2).

PAPERS.

Mr. Harrinson	Statistics of one thousand cases in obstetrics (3).
"	A case of tetanus infantum (4).
"	Hereditary and congenital ptosis.
Dr. Wells	The use of acids and alkalies in indigestion.
Dr. Burnett	The diagnosis of mental disease.
Mr. Crisp	Seventeen cases of diphtheria.

MORBID SPECIMENS.

Mr. Walford	Enlarged abdomen causing dystocia.
"	Fungus hæmatodes of the kidney.
Mr. G. May	Encysted calculus of the bladder.
"	Fibro-cellular tumour of the labium.
Mr. Crisp	Malformed foetus.
Mr. Breach	Thirty-six biliary calculi passed by one patient.
Mr. Harrinson	Addison's disease of the suprarenals.

(2) *British Medical Journal*, 1860, p. 918.

(3) Do. 1859, p. 869.

(4) Do. 1860, p. 27.

Session Twenty

Session Twenty.

(A.D. 1860-1.)

A remarkable medico-legal case of the supposed intentional starvation of a servant girl aroused considerable interest. At the autopsy the body only weighed 50 lb., the usual signs of extreme emaciation being present. Full details will be found in the Retrospective Address which was read by Mr. O. C. Maurice, the junior member of the Society, and which appears in the *Journal* (1).

PAPERS.

Mr. Harrinson	A case of hydrocephalus <i>in utero</i> .
Dr. Dauglish	A new method of making bread, with samples (2).
Mr. Ord	A case of vesico-intestinal fistula.
Mr. T. W. Jeston	A case of supposed starvation.
Mr. Sheppard	Abdominal abscess due to injury, and containing an <i>Ascaris lumbricoides</i> .

MORBID SPECIMENS.

Mr. Workman	Cancer of the gall-bladder.
Mr. G. May	Hypertrophied bladder and prostate ; vesical calculus.
Mr. Harrinson	Anencephalous foetus.
Mr. Crisp	Melanosis of the brain.

(1) 1861, pp. 465 sq.

(2) *Journal of the Society of Arts*, 1866, No. 388, April 27.

Reading Pathological Society

Mr. G. D. Brown	Strangulated hernia.
Mr. Walford	Portion of intestine passed <i>per anum</i> .
Dr. Wells	Cerebellum of a child suffering from chronic trismus.

Session Twenty-One.

(A.D. 1861-2.)

The *cause célèbre* of Sarah Gard, who died in the Royal Berkshire Hospital with symptoms of poisoning, was brought forward by Dr. Wells, and led to prolonged discussion. The case illustrated the great difficulty occasionally involved in making a diagnosis. Although no arsenic was detected in the tissues, the evidence pointed strongly to some such an irritant poison having been administered. The jury returned a verdict of "death from gastro-intestinal irritation" (1).

The Retrospective Address was read by Mr. Sheppard.

PAPERS.

Mr. T. W. Jeston	A case of poisoning due to arsenical wall-paper.
Mr. Crisp	Tetanus.
Dr. March	Aneurysm of the aorta.
Dr. Wells	A case of supposed poisoning.
Mr. Moxhay	Acute retroflexion of the uterus.
"	Fatal <i>post-partum</i> hæmorrhage.

(1) *Medical Times and Gazette*, 1862, pp. 437, 497.

Session Twenty=Two

MORBID SPECIMENS.

Mr. Moxhay	Rupture of an aortic valve.
"	Osteo-sarcoma of the jaw.
Mr. G. May	The spleen and lymphatic glands in anæmia lymphatica.

Session Twenty:Two.

(A.D. 1862-3.)

An epidemic of small-pox occurred at Reading during this Session and led to a debate as to the mode in which the disease was communicated. Some members held that the disease might originate *de novo*; the importance of revaccination was also dwelt upon. The Retrospective Address of the Session, delivered by Dr. H. Colley March (1), gives an excellent summary of what was then known of the disease. "Small-pox," he says, "is a beast of prey from which Jenner has extracted the claws and the teeth."

The sum of 10 guineas was voted by the Pathological to the Medico-Chirurgical Society "for the purchase of books or maps of a pathological character."

(1) *British Medical Journal*, 1863, ii., p. 546.

Reading Pathological Society

PAPERS.

Mr. Vines	Difficult labour caused by pelvic deformity.
Dr. Wells	Embolism of the left brachial artery followed by gangrene.
"	A case of uræmic poisoning.
Mr. G. May	The communicability of puerperal fever.
Mr. Harrinson	A case of death probably caused by shock.
Mr. Walford	<i>Ante-partum</i> convulsions ; albuminuria ; artificial delivery ; death.
Dr. Woodhouse	Tubercle of the suprarenal capsules.

MORBID SPECIMENS.

Mr. F. Workman	Disease of the suprarenal capsules.
Dr. Burnett	Renal cancer.
Mr. Walford	Aneurysm of the aorta.

Session Twenty-Three.

(A.D. 1863-4.)

The Royal National Lifeboat Institution sought the advice of the Society as to the best means of resuscitating apparently drowned persons. Dr. B. W. Richardson, F.R.S., was present at the resulting debate and described the experiments he had conducted seven years ago on behalf of the Royal Medico-Chirurgical Society. Those experiments raised doubts as to the value of any method of artificial respiration, and emphasized

Session Twenty=Three

the greater importance of restoring the circulation. The reply eventually sent to the Institution was that the Society regarded Dr. Silvester's method as the best. Further investigation, however, was desirable, since Dr. Richardson's experiments appeared to cast doubt on the utility of any form of artificial respiration.

Mr. May pointed out that the Rules of the Society did not provide for the expulsion of an obnoxious member in case of necessity. Such a rule was, after careful consideration, adopted, and is still in existence, although modified in form.

Mr. Harrinson suggested that as many meetings had lately been "flat, stale, and unprofitable," the number might be reduced from eleven to eight *per annum*. The proposal, however, was met by a *non placet*.

The *résumé* of the Session was read by Mr. Frank Workman and appears *verbatim* in the *British Medical Journal* (1).

PAPERS.

Dr. Wells	Poisoning by red vulcanite dentures.
"	The new British Pharmacopœia.
Mr. G. May	The feeding of infants.
Mr. Harrinson	Lithuria from lead poisoning.
Dr. Cowan	Poisoning by arsenical wall-papers.
Mr. Walford	A case of supposed poisoning by a quack medicine containing aconite.

(1) 1864, ii., p. 574.

Reading Pathological Society

MORBID SPECIMENS.

Mr. G. May	Rupture of the inter-ventricular septum of the heart.
"	Polypus of the rectum.
Dr. Cowan	Large vesical calculi probably passed into the vagina through a fistula.

Session Twenty-Four.

(A.D. 1864-5.)

“The Pathological Society of Reading has for many years past taken a very distinguished position in medical science. . . . The discussions, one of which I had the privilege of attending, are conducted with great good feeling and spirit, and the proceedings of the Society, which are irregularly published in the medical journals, deserve a better fate than they obtain. They should properly be published in full in a biennial volume. . . . Altogether, there is, perhaps, no town in England in which the medical men are more heartily of one mind or firmly bound together by the ties of mutual respect, confidence, and, I may say, warm and sincere friendship.” Such is the eulogy pronounced by Dr. B. W. Richardson, F.R.S., in his article entitled “The Medical History of Reading,” published in 1864 (1). An account is also given of the Royal

(1) *Medical Times and Gazette*, 1864, ii., p. 683.

Session Twenty-four

Berkshire Hospital, the Reading Dispensary, the Medico-Chirurgical Society (2), and the Aston Key Club (3).

In spite of Dr. Richardson's eulogy, the Society appears to have been in a somewhat languid condition at this period; the members numbered only forty-five, with an average attendance of eleven.

The differential diagnosis of scarlet fever, measles and rubeola notha aroused an interesting discussion which extended over several meetings. The Retrospective Address was read by Mr. G. H. Davis, House Surgeon to the Royal Berkshire Hospital.

PAPERS.

Dr. Wells	Sunstroke, with acute softening of the brain.
Mr. Barford	Rubeola notha.
Mr. Young	Poisoning by bay leaves.
Dr. B. W. Richardson, F.R.S.	The pathology of the blood after surgical operations.

(2) At that time an ordinary member paid two guineas a year if he resided in the town, and one guinea and a half if resident in the country. The number of volumes amounted to between 400 and 500, each member being allowed two at a time.

(3) This was a Medical Club restricted to ten members, and intended "to promote social intercourse, to encourage friendly sentiments, to sustain professional respectability, and to guard the interests of the profession. These objects have been most faithfully carried out, and with advantages little imagined by practitioners in towns where no such element of accord prevails." The Club is now extinct.

Reading Pathological Society

Mr. May	Popliteal aneurysm.
Mr. Harrinson	Obstinate vomiting in pregnancy.
Dr. Cowan	Acute phthisis.

MORBID SPECIMENS.

Mr. Walford	Injury to a large vein in opening an abscess.
„	Perforation of the cæcum ; foreign bodies in the appendix.
Dr. Wells	Cancer of the lymphatics of the head and neck.
Dr. Woodhouse	Perforating gastric ulcer.
Mr. G. May	Leather shoe-string removed from the bladder (4).

Session Twenty-Five.

(A.D. 1865-6.)

At the close of this Session passed away one of the Vice-Presidents of the Society, Dr. William Wood Bradshaw, whose name has become famous in connection with the "Bradshaw" Lectures (**Fig. iii.**).

William Wood Bradshaw (1), after studying at the Westminster and Middlesex Hospitals, obtained the M.R.C.S. in 1833, and in due course the M.D.Erlangen, the F.R.C.S. and the M.R.C.P. without examination.

(4) Cf. Pathological Museum.

(1) Further particulars will be found in R. J. Godlee's "Bradshaw Lecture," 1907.




Fig. iii.—Dr. W. W. Bradshaw.

VICE-PRESIDENT.

Session Twenty-five

In 1844 he matriculated at New Inn Hall, Oxford, at the age of 43, and was "created" M.A. in 1847. Where his D.C.L. and LL.D. degrees were obtained is uncertain. After practising for some years at Andover, Dr. Bradshaw retired to 30, Portland Place, Reading, and devoted himself to literary and scientific pursuits. The Reading Pathological Society enlisted his enthusiastic support, and several contributions from his pen indicate originality and painstaking research. His death took place on August 18, 1866, at the age of 66. "He was a kind and warm-hearted friend, and during a residence of many years in this town he was ever ready to alleviate the sufferings of the poor by affording gratuitous relief, and by those his death will be especially felt." His widow, who survived him for fourteen years, in 1880 bequeathed to the Royal College of Surgeons and to the Royal College of Physicians £1,000 each, for the endowment of a Lecture to be delivered on August 18 (the anniversary of her husband's death), on some subject connected with medicine or surgery. The Lectures thus endowed have been delivered by some of the eminent surgeons and physicians of the day, including Sir James Paget, F.R.S. ; Sir Jonathan Hutchinson, F.R.S. ; Sir T. Spencer Wells ; Professor John Marshall, F.R.S. ; Mr. Henry Power, F.R.C.S. ; Dr. George Vivian Poore, F.R.C.P. ; Mr. Thomas Bryant, F.R.C.S. ; Dr. Norman Moore, F.R.C.P. ; Dr. Samuel West, F.R.C.P. ; Dr. Goodhart, F.R.C.P. ; Mr. H. T. Butlin, F.R.C.S., and Mr. R. J. Godlee, F.R.C.S., *inter alios*.

Mr. J. G. Barford brought forward the question of medical fees, and suggested a tariff which he wished to see adopted throughout Berkshire as well as in Reading. This tariff was approved by the Society.

Reading Pathological Society

On only one occasion during nearly seventy years was a meeting adjourned from want of a quorum; that unique event happened early in the year 1866. There are other indications that the Society was less prosperous than usual. The sum of £5 was voted to the Medico-Chirurgical Society for the purchase of books.

The Retrospective Address was read by Mr. J. G. Barford, of Wokingham.

PAPERS.

Mr. G. May	Hysterical coma.
"	Abscess of the brain.
Dr. Cowan	A case of cancer of the urethra and vagina.
"	An obscure case of medico-legal interest.
"	Cholera.
Mr. Davis	Inversion of the uterus.

CLINICAL DISCUSSION.

Mr. Barford	Bronchitis.
-------------	-------------

MORBID SPECIMENS.

Mr. Moore	An anencephalous foetus.
Mr. Harrinson	Cancer of the liver, spleen and peritoneum.
Mr. Walford	Atelectasis of the lung in an infant.
Mr. F. Workman	Polypus uteri.
Mr. G. May	Clitoris and nymphae removed on account of masturbation.

Session Twenty-Six.

(A.D. 1866-7.)

The desirability of printing the Society's Transactions was discussed, and referred to a sub-committee for consideration and report. Eventually the matter was postponed.

Mr. May drew attention to the paucity of trustworthy nurses in Reading, and suggested that a register of available nurses be established. Dr. Wells and Mr. Harrinson were appointed a sub-committee to deal with the question, and a register was soon afterwards established at Mr. Attwells's, 163, Friar Street.

Two oil portraits, one of Mr. May, and the other of Dr. Cowan, were subscribed for amongst the members and now hang in the Library.

A further grant of £10 was voted to the Medico-Chirurgical Society for the purchase of books.

Dr. Wells narrated a novel treatment adopted at Vienna for "an infant Archduke, whom nothing would warm. The doctor got a sow into the room, killed her, opened the carcass, took out the bowels, and sewed the Archduke up in the carcass. The treatment was triumphant!"

The important question of a sewage scheme for the Borough of Reading was at this time being considered by the municipal authorities, and led to an important debate, initiated by Dr. Cowan, and

Reading Pathological Society

extending over three meetings of the Society. Divergent opinions were expressed as to the merits of rival methods of drainage, some members recommending the earth closet, others the irrigation system.

The practice of clinical thermometry constitutes one of the great advances in medicine during recent years. Such practice became general in this country during the sixties, and was urged upon the Society in a paper contributed by Mr. Barford.

The Retrospective Address was read by Mr. T. L. Walford, J.P.

PAPERS.

Mr. G. W. Evans	Cancer in the ileo-cæcal region.
Mr. J. G. Barford	The use of the thermometer in acute disease.
Mr. G. May	Some concentrated meats (with specimens).
Dr. Cowan	Town drainage.
Mr. Walford	A case of air in the right auricle of the heart.
Dr. Wells	The Pharmacopœias of 1864 and 1867.

MORBID SPECIMENS.

Mr. Harrinson	Tubal pregnancy.
Dr. Richards	Gall-stone causing fatal obstruction of the bowels.
"	Syphilitic deposits in the viscera.
Mr. T. W. Jeston	Scirrhus of the stomach.
Dr. Wells	Perforating ulcer of the duodenum.
Mr. G. May	Black urine passed by patient taking iron and gallic acid.




Fig. iv.—Dr. R. Ditchard Smith.

PRESIDENT A.D. 1841—1853.

Session Twenty=Seven.

(A.D. 1867-8).

The year 1867 will ever be memorable for the introduction of antiseptic surgery by Lister, whose first paper appeared in the *Lancet* of March 16, 1867. The subject was brought before the Society at the opening meeting of this Session (October 16) by Mr. G. May, who related his experience of carbolic acid in the treatment of a compound fracture. "There was not a single bad symptom, and the man recovered as well as if the fracture had been simple."

The Society sustained a heavy loss by the death of one of its original members and first Presidents, Dr. R. Pritchard Smith (Fig. iv.).

Dr. R. Pritchard Smith was for many years the leading consulting physician in Reading and its neighbourhood, and was esteemed by the profession as a high-minded and honourable practitioner. After retiring from practice, he lived for some years at Mortimer, where he suffered much from mental depression, probably due to physical changes in the brain. His death took place under melancholy circumstances in 1867. He left one son, Dr. Goldwin Smith, M.A., LL.D., who, formerly Professor of Modern History at Oxford, emigrated to the United States and then to Canada, and published various works on historical, educational and political subjects.

In 1868 the desirability of extending the Contagious Diseases Acts to the civil population of the United Kingdom was brought up for consideration by Mr. May (1). The Society expressed its

(1) *British Medical Journal*, 1868, i., p. 313.

Reading Pathological Society

approval of the proposed extension of such Acts to Reading.

There is no record of any Retrospective Address of this or of the following Session.

PAPERS.

Mr. G. May	The treatment of compound fractures with carbolic acid.
Mr. T. C. Langdon	The treatment of cancer by injections of acetic acid.
„	Resuscitation by galvanism after poisoning by chloroform.
Mr. May	Certain injuries and diseases of the abdomen (2).
Mr. Harrinson	Hæmorrhage into the pons Varolii (3).
Mr. Barford	The utility of portable medicine cases.
Mr. F. Izod	Puerperal convulsions (4).
Mr. May	The need of a certain quantity of urine being eliminated.
Mr. G. May	A case of heart disease (with specimen).
Mr. Taylor	Inversion of the uterus.
Dr. Woodhouse	General paralysis following an attack of cholera.

MORBID SPECIMENS.

Mr. Harrinson	Perforating gastric ulcer.
Mr. Walford	Warty growth removed from the labium.
Mr. Moxhay	Caries of the femur.
„	A series of vesical calculi (5).

(2) *British Medical Journal*, 1868, i., pp. 298, 313.

(3) Do. p. 426.

(4) An epitome of this and the next two papers will be found in the *British Medical Journal*, 1868, ii., p. 233, where the meeting of May 6 is reported.

(5) *British Medical Journal*, 1868, i., p. 465.





Fig. v.—Dr. Charles Cowan.

PRESIDENT A.D. 1853—1868.

Session Twenty-Eight.

(A.D. 1868-9.)

By the death of Dr. Charles Cowan (Fig. v.), its Medical President, on November 29, 1868, the Society sustained a grievous loss. But happily, as has so often happened, *primo avulso non deficit alter*, and an able successor was found in Dr. Woodhouse.

Few provincial physicians have attained a wider reputation than did Dr. Charles Cowan (1). After taking degrees at Edinburgh *summa cum laude* and at Paris (where he was *interne* for several years and where he made the acquaintance of Louis, whose work "*Traité de la Phthisie*" he translated, Dr. Cowan settled at Bath, and soon afterwards migrated to Reading, becoming Physician to the Royal Berkshire Hospital. Earnest of purpose, devoted to his profession, eloquent, conscientious, he acquired an extensive consulting practice in this neighbourhood, due in no small measure to his skill in physical diagnosis, a subject on which he published a "Bedside Manual" in 1844. On religious questions he was a strenuous advocate of Evangelical doctrines, contributing frequently to the press in their defence. A volume entitled "Thoughts on Satanic Influence, or Modern Spiritualism Considered," appeared in 1853 (2).

For many years he took a keen interest in the Provincial Medical and Surgical Association (now the British Medical Association), before which he delivered the Retrospective Address at the Northampton Meeting in 1844 (3). Indeed, he greatly contributed to the

(1) A lengthy obituary appears in the *British Medical Journal*, 1868, ii., p. 649.

(2) *Lancet*, 1854, i., p. 13.

(3) *Trans. Prov. M. and S. Assoc.*, New Series, i. (1845), p. 1.

Reading Pathological Society

success of that Association by inducing it to publish the *Journal* weekly instead of fortnightly. His contributions to the Medical Press were numerous, as the foregoing pages have shown (4) ; he was emphatically a strong man, whose opinions carried weight.

He died in harness, as he would have wished ; only a fortnight in bed with the physical signs of exhausted vitality—blood-stasis in lungs and brain. But that fortnight was a time of inward peace and joy. There was “no moaning of the bar” when he “put out to sea.” Many hundreds of both rich and poor attended his funeral. “His loss to the town will be great, for his kindness and generosity were unbounded.” An obelisk, erected by the Pathological Society and by other friends, stands in the Reading Cemetery, a memorial to a great physician.

There is no name on our Roll of Membership whose memory should be more precious to us.

PAPERS.

Dr. Wells	Uterine hydatids.
Dr. Woodhouse	Ulceration and stricture of the colon causing death (with specimen) (5).
„	Fatal case of acute rheumatism treated by an injection of morphia.
Mr. G. May	Rupture of the heart (6).
Mr. Walford	Aneurysm of the heart (7).
„	The induction of abortion in a case of mania.
Mr. O. C. Maurice	Bifid uterus.
Dr. Shettle	The pathology of insanity (8).

(4) Cf. also the *Journal* from 1836 to 1855 ; *Trans. Prov. M. and S. Assoc.*, iv., vi., vii., xiii., xiv.

(5) *British Medical Journal*, 1869, i., p. 260, where the meeting of October 28 is reported.

(6) Do., 1869, ii., p. 6.

(7) Do., 1869, ii., p. 6.

(8) Cf. volume of Pamphlets (JAL 5) in the Library.

Session Twenty-Nine

MORBID SPECIMENS.

Dr. Richards	Ovarian cyst removed by ovariectomy and containing foetal bones, hair and fat.
Mr. Walford	Disease of the bladder and prostate.
Mr. G. May	Rupture of the popliteal artery.
"	Stricture of the bowel.
Mr. Royds	Aneurysm of the aorta.

Session Twenty-Nine.

(A.D. 1869-70.)

A prolonged debate took place on the cause and treatment of the epidemic of "gastric fever" then prevalent in Reading. Contamination of air and water, changes of wind and barometric pressure, all had their advocates, defective drainage being especially emphasized. In the matter of treatment the value of rest, of stimulants, and of aperients was discussed.

On two occasions Mr. Howell, a veterinary surgeon, was present and exhibited some pathological specimens. Amongst them were (*a*) a cancerous growth from the penis of a horse; (*b*) a concretion of phosphate of lime, found in the stomach of a miller's pony.

Attention was drawn to the inadequacy of the medical evidence called for by the Coroner at some recent inquests in the Borough. Mr. May, one of

Reading Pathological Society

the Presidents of the Society, was requested to represent to the Mayor the view taken by the Society.

The Retrospective Address was read by Dr. R. C. Shettle.

PAPERS.

Mr. Walford	Caries and abscess of the cricoid cartilage.
Mr. Vines	Scarlet fever.
Mr. G. May	Concealed hæmorrhage during parturition.
„	<i>Post-partum</i> hæmorrhage twelve days after parturition.
Dr. Shettle	The treatment of scarlet fever with nitrate of silver.
Mr. O. C. Maurice	A case of ovariectomy (with specimen).
Mr. Moxhay	Tetanus treated with chloral hydrate; death from hæmorrhage.
Mr. Harrinson	Twin pregnancy with two pouches presenting at the os.
Dr. J. Johnstone	Medical causation.

LIVING SPECIMENS.

Mr. Moxhay	Deformity in a child from a supposed maternal impression.
Mr. O. C. Maurice	Two boys in whom the head of the femur had been excised.

MORBID SPECIMENS.

Mr. O. C. Maurice	Growth from the vulva.
„	Pieces of cloth left in a wound as a foreign body.

Session Thirty

Mr. G. May	Neuroma removed from the peroneal nerve.
Dr. Woodhouse	Cystic kidney.
Dr. Shettle	Cancer of the omentum.

Session Thirty.

(A.D. 1870-1.)

The Pathological Museum was much *en évidence* during this Session, Dr. Woodhouse and Mr. Royds devoting their leisure to its improvement. Assistance was also given by Mr. Smith, sub-curator at St. Thomas's Hospital, who was engaged for the purpose.

A discussion took place as to consultation fees, and especially as to whether a second visit should be included in the usual guinea fee. The Society held that one guinea should be the fee for one consultation, and that a second visit should only be paid under special circumstances, and at the request of the medical attendant. In a series of consultations a guinea should include two visits.

The Retrospective Address was read by Mr. W. A. S. Royds.

PAPERS.

Mr. Moxhay	Eight excisions of the knee-joint.
Mr. O. C. Maurice	Colloid cancer of the spleen.
Mr. Walford	Rupture of the uterus (with specimen).

Reading Pathological Society

Dr. Reed	Parturition with an intact hymen.
Mr. Davis	Puerperal convulsions.
Mr. Harrinson	The osseous development of the head.
Dr. Phillips	Vaccination.
Mr. Crisp	Revaccination.

MORBID SPECIMENS.

Mr. Walford	Uterus after a fatal miscarriage.
Mr. Barford	Erosion of the mucous membrane of the trachea.
Dr. Reed	Cancer of the brain secondary to cancer of the breast.
Mr. Crisp	Aneurysm of the abdominal aorta.
Mr. G. May	Three entire tape-worms and one lumbricus found at an autopsy.

Session Thirty-One.

(A.D. 1871-2.)

The unsatisfactory issue of the two medico-legal trials of the Rev. John S. Watson and of Christiana Edmunds was brought before the Society by Mr. May. In one case the same judge directed the conviction of a prisoner at the trial, and subsequently recommended a medical inquisition as to the state of the prisoner's mind. The remedy lay in the appointment of experts interested only in the cause of truth according to the light of their conscience. The Society approved of a petition.(1)

(1) *Medical Times*, 1872, i., p. 264.

Session Thirty=One

to the House of Commons recommending such appointments, which Mr. May had drawn up. His article on the subject appears in the *Journal* (2).

The Retrospective Address was read by Dr. John Shea.

PAPERS.

Dr. Shettle	The value and use of magnetism.
Dr. Wells	The recent medical declaration respecting alcohol (3).
Mr. May	Some aspects of law and medicine in relation to our criminal jurisprudence.
Dr. Wells	Digitalis in heart disease.
Mr. Moxhay	Perinæal section for stricture of the urethra.
Mr. O. C. Maurice	Villous growth in the bladder causing retention of urine.
Dr. Shea	The supposed identity of vital force and magnetic electricity.

MORBID SPECIMENS.

Dr. Reed	Perforation of the cæcum.
Mr. Walford	Prostate with three or four false passages.
Mr. Harrinson	Double-headed infant.

(2) *British Medical Journal*, 1872, i., p. 237.

(3) The Medical Declaration will be found in the *British Medical Journal*, 1871, ii., p. 737.

Session Thirty-Two.

(A.D. 1872-3.)

In recognition of the signal services rendered by Dr. Woodhouse, first as Secretary and then as President, it was resolved that his portrait be purchased and hung in the Library side by side with those of Dr. Cowan and Mr. May.

The better custody of papers read before the Society came up for discussion. The Curator was instructed to preserve all documents in the Library as soon as the Orator for the year had finished with them. The Minutes contain no reference to any Retrospective Address of this or the following Sessions.

PAPERS.

Dr. Wells	Refrigerating baths in rheumatic fever.
"	Severe pruritus during pregnancy.
Dr. Shea	The influence of locality on health.
Mr. Lousley	Rupture of the uterus during parturition ; recovery (1).
Dr. Phillips	Impure water as a cause of disease.
Mr. Walford	Poor-law dispensaries (2).
Mr. Harrinson	Is disease best treated with common sense ?
Mr. O. C. Maurice	Abdominal obstruction caused by a gall- stone in the ileum.

(1) A reprint will be found in a volume of Pamphlets (X 71) in the Library.

(2) A letter on this subject by Mr. Walford appears in the *British Medical Journal*, 1873, i., p. 715.

Session Thirty=Three

MORBID SPECIMENS.

Mr. Walford	A recto-vesical injury.
Dr. Shettle	Mitral and tricuspid disease.
Mr. Moxhay	Cancer of the cæcum causing fatal obstruction.
Mr. Davis	Cretaceous mass from the tonsil.
Mr. Young	Arrested development of one foetus in a case of twins.

Session Thirty=Three.

(A.D. 1873-4.)

Morbid anatomy continued to excite unabated interest. This was shown both by the numerous specimens exhibited from month to month, and by the lengthy discussions in regard to obscure details of pathology. Not infrequently specimens were referred to a committee for further examination and report.

PAPERS.

Dr. Shettle	Medullary sarcoma in the psoas muscle.
Mr. Moxhay	Intestinal obstruction caused by cancer of the rectum.
Mr. Walford	Perchloride of mercury in the diarrhœa of typhoid fever (1).
Mr. Crisp	Three cases of fatal hæmorrhage.
Mr. O. C. Maurice	Ligature of the femoral for aneurysm.
Dr. Shettle	Magnetism as a therapeutic agent.

(1) *British Medical Journal*, 1874, i., p. 545.

Session Thirty-five

hinged largely on the value of ergot, the prevention of *post-partum* hæmorrhage, and the expulsion of the placenta.

The Retrospective Address was read by Mr. Oded Lousley.

PAPERS.

Dr. Woodhouse	Hydatids of the uterus.
Mr. G. May	The treatment of puerperal fever by perchloride of iron.
Mr. Walford	A case of enlarged spleen weighing $9\frac{1}{2}$ lb. (with specimen).
Dr. Wells	A case of enlarged ductus choledochus.
Mr. Davis	Death from the sting of a hornet.
Mr. Harrinson	Statistics of fever in 2,000 consecutive cases of labour (1).

MORBID SPECIMENS.

Mr. Walford	Medullary cancer of the bladder.
Mr. Armstrong	Fish-bone penetrating the œsophagus and aorta.
Mr. Crisp	Calculus impacted in the ureter.

Session Thirty-five.

(A.D. 1875-6.)

The desirability of establishing an Isolation Hospital for the Borough of Reading was urged. Dr. Shea, however, the Medical Officer of Health, pointed out that there were "no sufficient funds at the disposal of the Sanitary Authority to

(1) *British Medical Journal*, 1875, ii., p. 75.

Reading Pathological Society

provide an infectious Hospital." Mr. Harrinson advocated the view that "when infectious disease of a mild type broke out in a family no attempt at isolation should be made, as it was better that children should have infectious disease mildly and under favourable circumstances rather than incur risk in future life."

A memorial was received from the clergy of Reading requesting an opinion as to effects of long standing on young women in drapers' shops, and urging the Society to use its influence in favour of the provision of seats. While the opinion was expressed that prolonged standing might sometimes be injurious, the Society held that the subject was scarcely one for medical interference. The President, Dr. Woodhouse, however, was authorized to sign a petition on behalf of the Society.

The Retrospective Address was read by Dr. Francis Bateman, of Whitchurch.

PAPERS.

Mr. Davis	Extra-uterine foetation.
Mr. Moxhay	Dislocation of the astragalus.
Dr. Phillips	Typhoid fever.
Dr. Woodhouse	Thoracic aneurysm treated by galvanism (with specimen).
Mr. F. Workman	Angina pectoris.

LIVING SPECIMENS.

Dr. Woodhouse	Progressive muscular atrophy.
Dr. Shettle	Secondary syphilis.

Session Thirty-Six

MORBID SPECIMENS.

Mr. O. C. Maurice	Syphilitic liver.
Mr. Royds	Enlarged spleen in an infant.
Mr. Walford	Larynx with a piece of meat impacted in the rima glottidis and causing death.
"	Intestine from a case of fatal hæmorrhage in typhoid.
Mr. G. May	Shawl-pin incrustated with phosphates removed from the bladder of girl aged 14.

Session Thirty-Six.

(A.D. 1876-7.)

An exhaustive debate on "The use of alcohol in health and disease" was introduced by Mr. W. A. S. Royds. Eventually the opinion of the majority of members was expressed in the resolution: "That the judicious use of alcohol in the treatment of disease commends itself to this meeting." The Society evidently adhered to the time-honoured doctrine so well expressed by Ovid:—

Temporis ars medicina fere est ; data tempore prosunt
Et data non apto tempore vina nocent.

An engraving of the late Sir W. Fergusson was presented to the Society by Mr. May, and one of John Hunter by Dr. Woodhouse.

The Annual Meeting was held on September 24, 1876, at the Wellington Arms Hotel, near Wellington College—the only occasion when the

Reading Pathological Society

Annual Meeting has been held outside the Borough of Reading.

The Retrospective Address was read by Mr. H. G. Armstrong, of Wellington College.

PAPERS.

Mr. Moxhay	Subperiosteal removal of a part of the radius.
Mr. Walford	Obstruction of the iliac vessels associated with irreducible hernia.
Mr. Royds	" Drunk or dying."

MORBID SPECIMENS.

Mr. Walford	Caries of the temporal bone.
Dr. Wells	Fluid from an ovarian cyst.
"	Syphilitic tumour of the heart.
Mr. Harrinson	Tænia lata.
Mr. Walker	Scirrhus of the œsophagus.
Dr. J. D. Swallow	Hydatids of the liver.

Session Thirty-Seven.

(A.D. 1877-8.)

To the series of medical portraits belonging to the Society was added the portrait of Mr. John Abernethy, presented by Mr. G. W. Edginton.

The Retrospective Address was read on July 17, 1878, by Mr. Walter L. Nash.

PAPERS.

Mr. O. C. Maurice	Intestinal obstruction associated with hernia ; perforation of the cæcum by a plum-stone.
-------------------	---






Fig. vi.—Dr. R. T. Woodhouse.

PRESIDENT A.D. 1869—1879.

Session Thirty-Eight

Mr. O. C. Maurier	Cancer of the dura mater.
Dr. Wells	Cancer of the pancreas.
Mr. Moxhay	Obscure case of extravasation of urine in a boy.
Mr. Armstrong	Craniotomy necessitated by pelvic deformity.
Mr. G. May	Abscess caused by a carious rib.

MORBID SPECIMENS.

Mr. O. C. Maurice	Aortic disease with perforation of the trachea.
Mr. G. May	Cancer of the rectum.
Mr. Moxhay	Compound fracture of the frontal bone.
Mr. Walford	Tuberculosis of the brain.

Session Thirty-Eight.

(A.D. 1878-9.)

This Session brought a severe loss to the Society by the death of its Medical President, Dr. Woodhouse (**Fig. vi.**). Dr. Edward Wells was elected President in his place.

Dr. Richard Thomas Woodhouse was educated in Edinburgh and settled at Reading as Physician to the Royal Berkshire Hospital and to the Reading Dispensary. Industrious, of rare courtesy, devoted to the interests of the Pathological Society, he "was much beloved by all with whom he came in contact." He died in 1879 at the age of 80, after residing for upwards of forty years in the town.

Reading Pathological Society

The ventilation of the town sewers came up for discussion at several meetings, the following resolutions being passed and forwarded to the Mayor and Corporation :—

- (1) " That the street ventilators are a nuisance.
- (2) " That they are injurious to health.
- (3) " That the smells arising therefrom are unnecessary.
- (4) " That up to the present time no efficient remedy has been provided.
- (5) " That when the drainage of the town is completed it may be more difficult and costly to provide a remedy."

As a result of this memorial steps were taken by the Town Council which to a large extent abated the nuisance.

Mr. Robert Smith, F.R.C.S.E., of Heckfield, read the Retrospective Address (1).

PAPERS.

Mr. G. May	A gunshot injury to the humerus.
Mr. Moxhay	Encephaloid disease of the ulna (with specimen).
"	Gangrene of the arm due to embolism of the brachial artery.
Mr. Walters	Cancer of the maxilla.
Mr. Walford	Septic pneumonia.
Mr. O. C. Maurice	Removal of a dermoid cyst in a girl.
Dr. Phillips	Poisoning by white hellebore.

(1) A reprint will be found in the volume of Pamphlets (X 71) in the Library.

Session Thirty-Nine

MORBID SPECIMENS.

Mr. Walford	Penile stricture complicated with a urethral calculus.
"	Neuroma.
Mr. Moxhay	Tubercle of the kidney and lung.
Mr. O. C. Maurice	Excision of the head of the femur.

Session Thirty-Nine.

(A.D. 1879-80.)

Dr. Wells drew the attention of the Society to the dearth of nurses for the sick poor, and suggested a conference with the clergy in the hope of finding a remedy. Dr. Wells, Dr. Shea and Mr. Barford were appointed to represent the medical profession at the conference. There is no record of any definite scheme having been evolved, and the matter appears to have dropped until the advent of the Queen Victoria Jubilee Nurses in 1897.

The Retrospective Address was read by Mr. J. H. Walters (1).

PAPERS.

Dr. Wells	Paracentesis thoracis complicated by pneumothorax.
Mr. Walters	Ovarian disease complicated by pregnancy and parturition.

(1) A reprint will be found in the volume of Pamphlets (X 71) in the Library

Reading Pathological Society

Mr. Walters	Retroversion of the gravid uterus (with specimen of necrosed vesical mucosa).
Mr. Moxhay	Dislocation of the femur into the foramen ovale ; spontaneous reduction.
Dr. Shea	Unilateral hyperidrosis.
"	Amnesic aphasia following scarlet fever in a child aged 8.

MORBID SPECIMENS.

Mr. Walford	Sarcoma of the mediastinum and lung.
"	Glass rod removed from the urethra of a man who endeavoured in this way to stop incontinence of urine.
Mr. Armstrong	Heart with only one auricle and one ventricle.
Mr. Walters	Epithelioma of the penis.
Mr. Moxhay	Tumour at the base of the skull.

Session Forty.

(A.D. 1880-1.)

The scientific basis of homœopathy, together with the attitude which ordinary practitioners should maintain towards homœopaths, formed the subject of a prolonged debate, raised by the consultation that had taken place between Dr. Richard Quain and the reputed homœopathic practitioner Dr. Kidd, *re* the Earl of Beaconsfield (1). The following resolution was unanimously agreed to:

(1) *Lancet*, 1881, i., pp. 587, 636, 639, 847.

Session Forty

"That the members of this Society emphatically condemn any consultation between practitioners of general medicine and reputed homœopaths" (2).

A collection of autographs of eminent medical men (and others)—*e.g.*, Sir Benjamin C. Brodie, Bart. ; J. M. Charcot ; Sir Astley Cooper, Bart. ; William Farr, F.R.S. ; Sir Charles Hastings ; Sir W. W. Gull, Bart., &c.—was presented by Mr. May. These autographs have been mounted and are preserved in the Society's "Autograph Album."

This Session witnessed the retirement from the office of Secretary of Mr. W. B. Young, who had served the Society for the record period of twenty-one years. The warm thanks of the Society were expressed for his devoted services.

The membership at this period was fifty-eight, two names being erased for non-payment of subscriptions.

The Retrospective Address was read by Dr. David Nicolson, of Broadmoor (3).

PAPERS.

Mr. Moxhay	A case of narcotico-acrid poisoning, probably due to seeds of the snowflake (<i>Leucojum aestivum</i>).
Dr. Phillips	Typhoid fever in a puerperal woman.
Dr. Wells	The recent epidemic of German measles.
Mr. Barford	Are small-pox and chicken-pox convertible ?

(2) *British Medical Journal*, 1881, i., p. 653.

(3) A reprint will be found in the volume of Pamphlets (X 71) in the Library.

Reading Pathological Society

LIVING SPECIMENS.

- | | |
|----------------|--|
| Mr. C. S. Heap | Results of stretching the sciatic nerve for locomotor ataxy. |
| Mr. Moxhay | Excision of the shoulder-joint. |

MORBID SPECIMENS.

- | | |
|-------------|---|
| Mr. G. May | Cancer of the sigmoid flexure causing intestinal obstruction. |
| Mr. Walford | Cancer of the bladder and kidneys. |
-

Session Forty-One.

(A.D. 1881-2.)

At the Annual Meeting held at the Town Hall, on October 5, the proposition was made that some meetings be held in the afternoon instead of the evening. It was eventually decided to hold four meetings at 4.30 p.m., and the others at the usual hour of 7 p.m.

Mr. H. R. Hayes exhibited three historical works, viz. : Harvey "On the Circulation of the Blood and the Motion of the Heart"; a work on Surgery 240 years old; Lettsom's "Life of John Fothergill"; also some Russian prescriptions.

The Retrospective Address was read by Mr. H. S. Little.

PAPERS.

- | | |
|-------------|---|
| Mr. Barford | The treatment of imperforate anus in infants. |
| Dr. Wells | Glioma of the brain (with specimen). |





Fig. vii.—Dr. J. A. Bulley, J.R.C.S.

HONORARY SECRETARY A.D. 1841-2.

Session Forty-Two

Dr. Shettle	Aneurysm of the circle of Willis.
Dr. Shea	Sixty cases of small-pox.
Mr. Walford	Three cases of gastric dilatation and stricture of the pylorus (1).
Mr. Armstrong	Phimosis as a cause of hernia in infants.
Dr. Phillips	Gunshot wound of the brain followed by recovery.

MORBID SPECIMENS.

Mr. Royds	Foetal monstrosity.
Mr. H. Dixon	A fatal case of bronchocele.
Mr. Walters	Carious temporal bone causing cerebral abscess.
Mr. O. C. Maurice	Sarcoma of the thigh.
Mr. Little	Intestinal obstruction.
Mr. Walford	Sphacelus of the rectum.
Mr. F. Workman	Traumatic aneurysm of the femoral artery.
Mr. F. W. Sutton	Small aneurysm of the lobe of the ear.

Session Forty-Two.

(A.D. 1882-3.)

Mr. Francis A. Bulley (Fig. vii.), one of the original members of the Society, passed away during this Session.

Mr. F. A. Bulley, F.R.C.S., Surgeon and afterwards Consulting Surgeon to the Royal Berkshire Hospital, was elected Co-Secretary of the Reading Pathological Society at its foundation in 1841. For many years he was devoted to its interests, contributing largely to its

(1) *British Medical Journal*, 1882, ii., p. 89.

Reading Pathological Society

proceedings and communicating many of his important cases to the medical press (1). The end came suddenly while at the Hospital, where he had laboured so long and so zealously for the sick and poor. "He was a man of great ability, clever, kind-hearted, and . . . never made an enemy."

At the close of the Session Mr. Frank Workman, one of the Honorary Secretaries, resigned office owing to his departure for Australia, much to the regret of his fellow-members. Mr. H. G. Armstrong was elected to fill the vacancy.

The sum of ten guineas was voted towards the expenses of fitting up the new Museum, to which the morbid specimens were removed.

The Retrospective Address was read by Mr. E. C. Montgomery, of Maidenhead.

PAPERS.

Mr. Moxhay	Removal of a crochet hook from the urethra of a man.
Dr. Phillips	The tubercle, anthrax and other bacilli.
Mr. Armstrong	Sudden death in heart disease.
Mr. Sutton	Death from a fatty heart under chloroform.
Dr. Nicolson	Early indications of insanity.
Mr. F. Workman	Renal affection with hæmaturia in an infant, lasting four months.
Mr. Barford	Diphtheria from a clinical aspect.

MORBID SPECIMENS.

Mr. Walford	Cancer of the omentum.
Mr. E. Baines	Floating kidney containing a calculus.

(1) The *Prov. Med. J.*, between 1840 and 1842, contains over twenty contributions from his facile pen. Many others appear in the *Medical Times*.






Fig. viii.—Mr. George May, J.R.C.S.

PRESIDENT A.D. 1851—1884.

Session Forty=Three

Mr. Royds	Perforating gastric ulcer.
Mr. Moxhay	Ovarian cyst leading to fatal hæmorrhage.
Mr. Bullock	Enlargement of the head of the tibia.
Mr. Armstrong	Rupture of the ulnar and thrombosis of the radial arteries.

Session Forty=Three.

(A.D. 1883-4.)

At the Annual Meeting held on September 12, 1883, a silver salver, suitably inscribed, together with some surgical instruments, were presented to Mr. Frank Workman, the retiring Hon. Secretary, on his departure for Australia.

The next meeting was the first one held in the handsome new Library recently erected by the Governors of the Royal Berkshire Hospital. A vote of thanks was unanimously passed to the Board of Management for the accommodation so generously provided for the Pathological and Medico-Chirurgical Societies. Subsequent meetings have been held in this Hall, to which the Medical Library was also transferred.

A great loss befell the Society by the death of Mr. George May (**Fig. viii.**), the *doyen* of the profession (1).

(1) An obituary appears in the *British Medical Journal*, 1884, i., p. 1022.

Reading Pathological Society

To Mr. George May, F.R.C.S., in conjunction with Mr. Isaac Harrinson, F.R.C.S., belongs the honour of having originated the Pathological Society. Succeeding Mr. John Bulley as one of the Presidents, Mr. May held office up to the time of his death in 1884. Soon after starting practice in Reading in 1822, he was appointed Surgeon to the Dispensary, and subsequently became Surgeon and Consulting Surgeon to the Royal Berkshire Hospital. As an operator he was cool, judicious, fearless, and enjoyed a lucrative practice among the middle and upper classes. He was essentially an *ἰατρὸς πολύπειρος* and was held in great esteem both by the profession and by the public.

Many of his contributions to the literature of medicine have been referred to above, perhaps the most noteworthy being the Statistical Report of the Surgical In-patients of the Royal Berkshire Hospital from 1839 to 1845 (2). His portrait was subscribed for in 1867 by his fellow-members of the Pathological Society, and is a much-prized souvenir.

"In all his relations of life, public, social and private, he was truly and thoroughly respected; and he leaves behind him the precious heritage of an honoured name, and a memory associated with all that is pure, true and of good report." *Ave atque vale.*

Mr. Barford exhibited a thoracic truss which he had devised for the purpose of applying pressure for a patient suffering from apical pneumonia, who had derived great benefit from its use.

The Retrospective Address was read by Dr. C. H. Tench.

(2) *Trans. Prov. M. and S. Assoc.*, xiv. (1846), p. 213.

Session Forty=Three

PAPERS.

- Mr. O. C. Maurice Ovariectomy followed by colotomy for cancer of the rectum.
- Mr. Montgomery Rare case of cerebritis.
- Mr. Moxhay Injury to the median nerve.
- Dr. Shettle Habitual constipation relieved by the galvanic current.
- Mr. F. Workman The ocean as a health resort (3).
(*in absentia*).
- Mr. Harrinson Allotropism in disease.
- Dr. Phillips Puerperal convulsions successfully treated by chloroform, venesection and craniotomy.
- Dr. J. D. Dickson German measles followed by mumps.

LIVING SPECIMENS.

- Mr. F. W. Sutton Girl, aged $1\frac{3}{4}$ years, with a doll's porcelain arm still in her trachea.
- Mr. Beaumont Man with an artificial arm.

MORBID SPECIMENS.

- Mr. Royds Intussusception.
- Dr. Wells Extensive colloid cancer of the omentum (4).

MICROSCOPICAL SPECIMENS.

- Mr. F. H. Furnivall Sarcoma of the ovary and of the fibula, and other morbid growths.

(3) A reprint of this article and of the next one on "Allotropism" appears in the volume of Pamphlets (JAL 5) in the Library.

(4) A photograph is preserved in the Museum.

Session Forty-Four.

(A.D. 1884-5.)

The presidential chair left vacant by the death of Mr. May was filled on October 8, 1884, by the election of Dr. Wells as successor. But alas! he was not permitted to enjoy the honour during many months, for his death took place the following April (1).

Dr. Edward Wells, M.A., M.D.Oxon., F.R.C.P., settled in Reading in 1845, as successor to Dr. R. P. Smith. As a student of New College, Oxford, and of St. George's Hospital, London, he greatly distinguished himself, gaining eventually a Fellowship at his College, and subsequently the Radcliffe Travelling Fellowship, which enabled him to study abroad for some years.

At Reading Dr. Wells became Senior Physician to the Royal Berkshire Hospital, Consulting Physician to the Reading Dispensary, and acquired an extensive consulting practice in the town and neighbourhood. He also for some years held a seat on the Corporation, and took special interest in the Government Schools of Science and Art, and in the Free Library and Museum. Amongst his writings, which deal mainly with clinical subjects, the "Essays on Cretinism and Goitre" are perhaps the best known.

Gentle, pious, high-minded, unselfish, he was esteemed and beloved by a large circle of friends and acquaintances, the funeral, on April 13, 1885, being attended by several thousands of his fellow-townsmen. "*Multis ille bonis flebilis occidit.*"

(1) A fuller obituary appears in the *British Medical Journal*, 1885, i., p. 921.

Session Forty-four

Another valuable member was lost to the Society by the death of Mr. W. W. Moxhay, Surgeon to the Royal Berkshire Hospital (2).

Some volumes that had belonged to Mr. F. A. Bulley were presented to the Library, together with the splint he had devised for the treatment of fracture of the thigh. Another gift consisted of some specimens of normal and hydrocephalic foetal heads (including casts) and of the female pelvis, presented by Mr. Harrinson.

A remarkable case of recovery after *post-partum* avulsion of the uterus was published by Mr. J. H. Walters (3).

The Retrospective Address was read by Dr. Dickson, of Great Marlow.

PAPERS.

Mr. Walters	Stricture of the rectum followed by colotomy.
Mr. Barford	The use of cocaine as a local anæsthetic.
Dr. Hurry	Malignant puerperal fever.
Mr. G. May	The treatment of piles by injections of carbolic acid.

LIVING SPECIMENS.

Mr. O. C. Maurice	Pseudo-hypertrophic paralysis.
Dr. Wells	Lateral sclerosis.

(2) An obituary appears in the *British Medical Journal*, 1885, i., p. 1131.

(3) *Obstetrical Transactions*, xxvi., p. 233.

Reading Pathological Society

MORBID SPECIMENS.

Mr. Furnivall	Thrombosis of the iliac and other veins.
"	Rupture of the uterus.
Dr. Wells	Syphilis of the tongue.
Mr. Harrinson	Disease of the ear.

DEMONSTRATION.

Mr. E. Thurston (King's College Hospital)	Methods of cultivating and mounting bacilli.
---	---

Session Forty-Five.

(A.D. 1885-6.)

Mr. Isaac Harrinson was elected President in succession to the late Dr. Wells.

A discussion took place on the propriety of canvassing for public appointments before such were declared vacant. The following resolution was adopted: "That this Society condemns very strongly the canvassing for public appointments before such appointments are declared to be vacant."

Portraits on enamel of the late Dr. Wells and Mr. Moxhay were purchased by the Society at a cost of 4 guineas each.

The Retrospective Address was read by Dr. W. J. Maurice (1).

(1) A reprint will be found in the volume of Pamphlets (JAL 5) in the Library.

Session Forty-Six

PAPERS.

Mr. Harrinson	<i>Post-mortem</i> examinations.
Dr. Price	Diabetic coma.
Dr. Hurry	How should the accoucheur cleanse [his hands ?
Mr. Roberts	Prolapse of the gravid uterus.
Mr. J. G. Christian	Spontaneous evolution of the fœtus from a tranverse presentation.
Dr. Banham	Epileptoid attacks followed by aphasia.
Mr. Montgomery	A case of otorrhœa associated with cerebellar abscess.

MORBID SPECIMENS.

Dr. Guilding	Thoracic aneurysm.
Mr. G. May	A self-inflicted wound of the larynx.
Mr. W. Richardson	Stricture of the pylorus.
Dr. Shea	Perforating gastric ulcer.
Dr. Price	Intussusception.
Dr. J. B. Isaac	Aneurysm of the arch of the aorta.

Session Forty-Six.

(A.D. 1886-7.)

One of the few surviving founders, Mr. T. L. Walford, J.P., was elected to the presidential chair. A new rule was passed to the effect that no President should occupy the position for two consecutive years—a rule, however, which was not adhered to, as the following pages show.

It was further agreed that the hour of meeting

Reading Pathological Society

should be 6 for 6.15 p.m. in alternate months during the winter.

A much-respected original member, Mr. T. W. Jeston, J.P., who had been in practice in Henley for seventy-one years, died during this Session (1).

A new crutch which Mr. Barford had devised for the treatment of fracture of the clavicle was exhibited.

In former years the Annual Meeting of the Society had been held in various halls in the town, *e.g.* the Athenæum, the Town Hall, the Council Chamber, and the Board Room and Library at the Hospital. A resolution was now passed that the Annual Meeting be held in the Library, where the ordinary meetings were held.

The Retrospective Address was read by Mr. C. L. Sansom, Aldermaston (2).

PAPERS.

Mr. Barford	Death tendencies in Reading, including the infant mortality (3).
Mr. H. R. Hayes	The causation of pneumonia.
Dr. Banham	Thomsen's disease (4).
Mr. Armstrong	Birth of twins with unruptured hymen.
Mr. Royds	Scarlatina associated with varicella.

(1) An obituary appears in the *British Medical Journal*, 1887, i., p. 181. Cf. also an "Appreciation" by Mr. Harrinson, in the volume of Pamphlets (JAL 5) in the Library.

(2) A reprint appears in the volume of Pamphlets (JAL 5) in the Library.

(3) *Lancet*, 1886, ii., pp. 823, 895, 950.

(4) *Brain*, x., p. 229.






Fig. ix.—Mr. Isaac Harrinson, F.R.C.S.

PRESIDENT A.D. 1885-6.

Session Forty=Seven

Dr. Moody-Ward	Spina bifida in an adult.
Mr. Sansom	Fright followed by arrest of the pancreatic secretion.
Dr. Hurry	Stomatitis caused by a tooth-plate containing vermilion.
Mr. Harrinson	Some remarks on fat (5).

LIVING SPECIMENS.

Dr. G. E. Moore	Morphœa in a boy.
Dr. Moody-Ward	Youth with spina bifida.
Dr. Price	Wasting of thenar muscles in a child.
Dr. Shettle	Disseminated sclerosis.

MORBID SPECIMENS.

Mr. Christian	Bronchocele followed by tracheotomy and death (6).
Dr. Price	Cystic ovaries in an infant aged 6 weeks.
Dr. Guilding	Molar pregnancy expelled at full term.
Dr. Hurry	Bezoar from a horse, weighing 31 lb.

Session Forty=Seven.

(A.D. 1887-8.)

The Society suffered a grievous loss by the death of another of its original members and enthusiastic supporters.

Mr. Isaac Harrinson, F.R.C.S. (**Fig. 1x.**), settled in Reading in 1839, as partner to Mr. George May, and gradually acquired an extensive practice amongst the

(5) A reprint appears in the volume of Pamphlets (JAL 5) in the Library.

(6) *Lancet*, 1887, i., p. 570.

Reading Pathological Society

middle and upper classes, being especially skilled "*rite maturos aperire partus.*" Quiet in manner, guarded in speech, self-reliant, he had the faculty of inspiring confidence in his patients and enjoyed the respect of a large *clientèle*. In receipt of a good income, he was a liberal contributor both to religious and public movements. The north aisle of St. Mary's Parish Church was erected through his munificence ; he also induced the Reading Corporation to carry out important improvements in St. Mary's Butts. In recognition of his large-hearted generosity, his portrait adorns the Council Chamber of the Borough, and a handsome cross erected in St. Mary's churchyard keeps his name in constant remembrance.

The Reading Pathological Society called him to the presidential chair in 1885, and reveres him as one of its founders and enthusiastic supporters. His parturient mind helped to bring forth the offspring whose life-history is being told in these pages.

The following bibliographical rarities were exhibited by Mr. H. R. Hayes : Harvey's "Works" (1645) ; Clowes's "Surgery" (1637) ; Lettsom's "Life of Fothergill," &c. A stethoscope used in the time of Laennec was also shown.

The Retrospective Address was read on September 19, 1888, by Mr. G. May, and was published by the Society (1).

PAPERS.

Dr. Baker	The apparent association of epilepsy with aortic valvular malformation.
Mr. Barford	Dyspareunia cured by cocaine.

(1) Cf. the volume of Pamphlets (JAL 5) in the Library.

Session Forty-Seven

Mr. Kidd	The treatment of in-growing toe-nails.
Dr. Price	Cholesteatoma at the base of the brain (2).
Mr. Harrinson	Accidental hæmorrhage during pregnancy, alternating with hydrorrhœa.
Mr. G. May	Jaundice treated by raw eggs.
Dr. Shettle	Severe chorea during pregnancy.
Dr. Moody-Ward	Anterior poliomyelitis.

LIVING SPECIMENS.

Dr. Moody-Ward	Spina bifida occulta.
Dr. A. G. Paterson.	Disease of the lateral ventricles of the brain.

MORBID SPECIMENS.

Dr. Hurry	A glaucomatous eye.
Mr. E. Deane	Bristle of a bast broom removed from the bladder (3).
Dr. Phillips	Cystic kidney weighing $4\frac{3}{4}$ lb. and caus- ing intestinal obstruction.
Mr. Royds	Spleen weighing $9\frac{1}{2}$ lb. from a case of leucocythæmia.
Dr. Moody-Ward	The brain, calvaria and heart in hydro- cephalus.

MICROSCOPICAL SPECIMENS.

Dr. Baker	Psammoma of the pia mater.
"	Aspergillus flavescens.
Dr. Shettle	Filaria sanguinis hominis.

(2) *British Medical Journal*, 1887, i., p. 572.

(3) Preserved in the Museum.

Reading Pathological Society

Session Forty-Eight.

(A.D. 1888-9.)

The Society held its 500th meeting on May 15, 1889.

The growing interest taken in the Museum was shown by a resolution, brought forward by Dr. Hurry and unanimously approved, that the Museum Committee do present to the Society at its Annual Meeting a report with a list of the specimens added during the previous year, and that the new specimens be exhibited at the same time.

Considerable attention was given to a revision of the Rules, which, except for minor details, took a form similar to those now in force.

An important debate on the water supply of Reading was opened by Mr. J. H. Walters on May 15, 1889. The supply, in his view, was "unsatisfactory both as regards quantity and quality." The capacity of the reservoirs only allowed of storage for forty-eight hours in some districts and for less than twenty-four hours in others. The Kennet supply was exposed to sewage contamination, while the methods of filtration were defective. Referring to Mr. J. H. Blake's Report to the Corporation suggesting that a fresh supply be obtained from artesian wells, Mr. Walters advocated experimental borings in the expectation that the greensand would yield sufficient and wholesome water for the town.

Session Forty-Eight

After a prolonged discussion, resolutions were passed condemning the present water supply and advocating either the chalk or the greensand. Resolutions embodying this view were forwarded to the Mayor and Corporation.

The Annual Address was read by Dr. R. C. Shettle (1).

PAPERS.

Dr. Moody-Ward	Mania associated with fever.
"	Five cases of locomotor ataxy.
Mr. G. May	The etiology of septicæmia.
Dr. Price	Protrusion of the intestines through the umbilicus in an infant a few hours old ; operation and recovery.
Mr. Walters	Lumbar colotomy for intestinal obstruction caused by cancer of the uterus.
Mr. Walford	The time and mode of administering drugs.
Dr. Shettle	The conversion of potential into kinetic energy in the animal body.

LIVING SPECIMENS.

Dr. Price	Central choroiditis.
"	Optic atrophy in hydrocephalus.
"	Locomotor ataxy.
Dr. Moody-Ward	Ophthalmoplegia interna.
Dr. Banham	Pseudo-hypertrophic paralysis (2).

(1) Cf. the volume of Pamphlets (JAL 5) in the Library.

(2) The notes of this and other cases are preserved amongst the MSS. of the Society.

Reading Pathological Society

MORBID SPECIMENS.

Mr. R. Jelley	Anencephalous foetus.
Mr. Graveley	Cancer of the kidney.
Dr. Shettle	Brain with a cyst in the middle lobe.
Mr. Walters	Cystic sarcoma of the breast.

Session Forty-Nine.

(A.D. 1889-90.)

During this Session Dr. Buchanan, Medical Officer to the Local Government Board, invited the co-operation of the Society in furnishing some data in reference to the prevailing epidemic of influenza. The following statements summarize the local experience:—

(1) Influenza appeared in Reading about the end of December, 1889, the first cases being almost invariably imported. The incubation period was about three days.

(2) The disease was extensively prevalent two or three weeks after its first appearance.

(3) Contagion appeared sometimes to be atmospheric, sometimes direct.

(4) No fatal cases had been certified up to the present date (February 5, 1890).

(5) The treatment consisted in warmth, confinement to bed, and diaphoretics.

On more than one occasion the Society ex-

Session forty-nine

pressed a wish to have its Transactions published, and on November 6 actually appointed an Editorial Committee. When, however, the matter was considered in detail, the expense proved prohibitive.

A debate took place on the subject of the "Midwives Registration Bill" before Parliament, an emphatic condemnation of the Bill being expressed.

In place of the Retrospective Address a paper entitled "Hypnotism" was read by Dr. R. C. Shettle (1).

PAPERS.

Mr. Jelley	Blindness probably due to hæmorrhage into the optic nerve.
Mr. Walford	Massage of the duodenum.
Dr. Hurry	Acute œdema of the larynx ; tracheotomy and recovery.
Dr. Moody-Ward	Hypnotism.

LIVING SPECIMENS.

Dr. Dickson	Infant with congenital black discoloration of the left arm.
Dr. Price	Unilateral optic neuritis.
Dr. Moody-Ward	Child with numerous warty growths affecting the right side of the body.
Mr. Christian	A subject of hypnotic phenomena.

MORBID SPECIMENS.

Dr. Price	Tubercular ulceration of the tongue.
Dr. Tench	Ovarian tumour.

(1) Cf. the volume of Pamphlets (JAL 5) in the Library.

Reading Pathological Society

Dr. W. J. Maurice	Melanotic sarcoma of the eye.
Dr. D. J. Mason	Acute aortitis and endocarditis.
Mr. Royds	Ruptured strangulated hernia.

Session Fifty.

(A.D. 1890-1.)

The Jubilee of the Society was celebrated with great *éclat* on July 15, 1891, at a banquet held in the Town Hall, Mr. O. C. Maurice, President, in the chair (1).

Amongst the numerous guests who honoured the Society by their presence may be mentioned Sir G. M. Humphry, F.R.S., President of the Pathological Society of London; Sir Dyce Duckworth, President of the Clinical Society; Sir Stephen Mackenzie, President of the Hunterian Society; Mr. Henry Power, President of the Ophthalmological Society; Dr. J. Watt Black, President of the Obstetrical Society; Dr. W. C. Grigg, President of the Gynæcological Society; Dr. J. S. Bristowe, F.R.S.; Sir William H. Broadbent, Bart.; Sir Malcolm A. Morris; Mr. J. Knowsley Thornton; Sir Spencer Wells, Bart.; Sir John Williams, Bart.; Mr. G. P. Field; Dr. Ord; Lord Edmond Fitzmaurice; Mr. C. T. Murdoch, M.P.;

(1) *British Medical Journal*, 1891, ii., p. 197. The local Press of July 18th gives a full account of the Jubilee.

Session Fifty

Mr. W. G. Mount, M.P.; Sir George Russell, Bart.; Sir Peter Spokes; Rev. Canon Garry, M.A.; Rev. J. M. Guilding, F.S.A.; Archdeacon Pott; Rev. H. B. Gray, D.D.; the Right Worshipful the Mayor of Reading (D. Heelas, Esq.); Mr. A. Hill, J.P.; Mr. George Palmer, J.P.; Mr. G. W. Palmer, J.P.; Mr. Leonard Sutton, and many others.

After the usual loyal toasts, Sir Spencer Wells rose to propose the principal toast of the evening, viz., "The Reading Pathological Society," which was responded to by the President, who expressed his sense of the honour done to the Society by the presence of the visitors, gave an outline of its history, and trusted that for many years to come the members of the Reading Pathological Society would continue, as they had in the past, to advance the science of medicine, and maintain a high standard of professional conduct.

Dr. R. C. Shettle next submitted—"The London Medical Societies," to which Sir George Humphry responded, pointing out how greatly the Provincial as well as the London Medical Societies had contributed to the immense progress that Medicine and Surgery had made of late. To the only surviving original member, who was present at the Jubilee, Mr. T. L. Walford, J.P., fell the duty of proposing "The Visitors," a toast which was acknowledged in an appreciative speech by the Mayor of Reading and by Lord Edmond Fitzmaurice.

Reading Pathological Society

The importance of the Jubilee celebration justifies the place of honour given it in the history of the fiftieth Session, although it actually formed its closing episode. For several months preparations had been in progress, including the publication by Dr. Hurry of a Retrospective Address giving the history of the Society from its foundation to its Jubilee, and the raising of a guarantee fund of over £60 to cover the expenses connected with the celebration of the fiftieth birthday.

PAPERS.

Dr. Firth	Five cases of vesical calculus.
Mr. Armstrong	The natural history of common infectious disorders.
Mr. Walters	Ovariectomy during pregnancy.
Dr. Moody-Ward	Phthisis treated with Koch's fluid.
Dr. Phillips	A case of tubercular and anæsthetic leprosy.

LIVING SPECIMENS.

Mr. Christian	Tumour of the forearm.
Dr. Moody-Ward	Scrofuloderma.
„	Wasting of the terminal phalanges of hands and feet.
„	Raynaud's disease.
Mr. Royds	Results of an operation for epithelioma of the tongue.

MORBID SPECIMENS.

Dr. Moody-Ward	Kidneys and bladder from a case of typhoid fever and purpura.
Dr. Maurice	Cranial abscess.
Mr. Clowes	Enlarged prostate and hydronephrosis.

Session Fifty-One.

(A.D. 1891-2.)

At the opening meeting references were made to the recent Jubilee celebration in honour of the Society's fiftieth birthday. A vote of thanks was accorded to the President (Mr. O. C. Maurice) and to the Honorary Secretary (Dr. H. H. Phillips) for their services in arranging the festivities, and to Dr. J. B. Hurry, who compiled the "Retrospect of Fifty Years." Bound copies of the "Retrospect," with illuminated inscriptions, were presented to each of these gentlemen as a souvenir of the occasion. The expenses of the Jubilee amounted to £165 9s. 5d., the receipts to £166 5s. 2d. leaving a credit balance of 15s. 9d.

Soon after its Jubilee the Society suffered the loss of one of its two surviving original members, Mr. Charles Vines, F.R.C.S. (1)

This year was rendered memorable by the occurrence of a great epidemic of influenza, which threw so much work on the medical profession that the proposed meeting in January, 1892, was abandoned.

A discussion took place as to the unsatisfactory state of the roads and streets in Reading, and a resolution urging the Town Council to improve their condition was passed and forwarded to the Highways Committee of the Corporation.

(1) An obituary appears in the *British Medical Journal*, 1892, ii., p. 98.

Reading Pathological Society

For the past fifty years the custom prevailed of asking a member of the Society to deliver a Retrospective Address of the previous Session, and most of these Annual Addresses have been published, as referred to on previous pages. Henceforward the Society abandoned the old custom, and substituted the plan of once a year inviting a distinguished member of the profession, known as "the Orator," to deliver an "Oration" on some topic of special importance. A list of the Orations will be found in Appendix III., the first of the series being delivered by Mr. Bernard Pitt, F.R.C.S., entitled "The Surgery of the Veins."

The following summary indicates the principal contributions of the Session :—

PAPERS.

Mr. Jelley	Leprosy in Norway.
Mr. Gilford	The relation between tonsillitis, diphtheria and rheumatism (2).
"	Tetanus neonatorum (3).
Mr. Walters	Nephro-lithotomy (with specimen).
Dr. Price	A case of tetany.
Dr. Moody-Ward	Hepatic abscess.
Dr. Noott	Poisoning by eucalyptus.
Dr. A. M. Barford	Ascites and anasarca following influenza.

LIVING SPECIMENS.

Mr. Gilford	Locomotor ataxy.
Mr. Doyne	Two cases of acromegaly.
Dr. Moody-Ward	Syphilitic paraplegia.

(2) This and other unpublished papers are preserved by the Society in its collection of MSS.

(3) *Lancet*, 1893, i., p. 297.

Session Fifty-Two

MORBID SPECIMENS.

Mr. L. H. Douty	166 calculi found in the bladder <i>post mortem</i> .
Mr. Walters	Cystic sarcoma of the uterus in a girl aged 17.
Mr. Ward	Cancerous stricture of the œsophagus.
Mr. Clowes	Large ulcer of the stomach.
Mr. Gilford	Thyroid gland from a cretinoid girl.

Session Fifty-Two.

(A.D. 1892-3.)

Some ethical questions connected with Medical Aid Associations aroused attention, and led to animated debates. Eventually two resolutions were adopted, and established a principle for future guidance:—

(1) "That in the opinion of the Society the honour and interests of the Medical Profession are insufficiently safeguarded, and that the General Medical Council be requested to use the powers vested in them, or, if necessary, to acquire larger powers to enable them, to deal with conduct (other than criminal) dishonouring to the Medical Profession. That this Society regards as unprofessional all touting, advertising or covering, or the holding of any appointment where it is shown that such means are employed to increase the sphere of work."

(2) "That medical men who sanction touting,

Reading Pathological Society

advertising, covering, or other unprofessional conduct shall not be eligible for membership of this Society, and should not be met in consultation."

The Annual Meeting was held on October 25, 1893, when, before a large audience of members and visitors, the Oration was delivered by Sir Jonathan Hutchinson, F.R.S., entitled "The Printing Press and the Library in connection with the Progress of Medicine" (1). This Meeting was, as usual, followed by a largely-attended dinner.

PAPERS.

Mr. Gilford	Gastrorrhaphy for perforating gastric ulcer (2).
"	Sarcoma of the cæcum.
"	Three cases of nephrorrhaphy for movable kidney (3).
"	A second case of gastrorrhaphy for perforating gastric ulcer ; recovery (4).
Dr. Collier	Malignant endocarditis.
Dr. Barford	Some cases of typhoid.
Dr. Freeman	Partial dislocation of the semilunar cartilage of the knee-joint.
Dr. Ashby	The recent epidemic of typhus in Reading.

MORBID SPECIMENS.

Dr. Moody-Ward	An unusual form of cancer of the stomach.
"	Hodgkin's disease.
"	Tuberculous tumour of the cerebellum and medulla.

(1) *Lancet*, 1893, ii., p. 1131.

(2) *British Medical Journal*, 1893, i., p. 944.

(3) *Lancet*, 1893, ii., p. 1559.

(4) Do. 1894, i., p. 1369.

Session Fifty=Three

Mr. O. C. Maurice	Cancer of the uterus removed by hysterec- tomy.
Mr. Gilford	Growth removed from the thorax.
Dr. Donnellan	Tuberculous ulceration of the prostate, larynx, pharynx and intestines.
Mr. G. May	Fatty liver.
Dr. Maurice	Malignant growth of the bladder causing perforation of the peritoneal cavity.
Dr. Marriott	Horse-shoe kidney.

Session Fifty=Three.

(A.D. 1893-4.)

Three well-known Members—Mr. J. G. Barford, of Wokingham (1), Dr. Moody-Ward (2) and Mr. J. W. Workman, of Reading—were lost to the Society through death during this Session.

Dr. Richard Moody-Ward, B.A., M.B.Oxon., was educated at the Torrington Grammar School and at Exeter College, Oxford, graduating in 1880 with a first class in Science, and honours in Classics. He received a medical education at Guy's Hospital, winning many prizes, and filling the offices of assistant demonstrator of anatomy and house physician. In 1888 he was appointed physician to the Royal Berkshire Hospital, and subsequently co-secretary of this Society.

Industrious, zealous for the progress of medicine and for the honour of his beloved profession, he laid the foundation of a good consulting practice, inspiring confidence by the accuracy of his diagnosis and the

(1) Cf. obituary in *Lancet*, 1893, ii., pp. 1228, 1356.

(2) Cf. obituary in the *British Medical Journal*, 1893, ii., p. 1186.

Reading Pathological Society

thoroughness of his work. Alas! that death came so soon to rob us of a valued colleague, and him of such brilliant prospects. He died in the plenitude of his powers on November 9, 1893, from influenza complicated by pneumonia.

“Non est in medico semper relevetur ut æger ;
Interdum docta plus valet arte malum.”

Since the formation of the Society the Rules had never contemplated the admission of any but male practitioners. In view, however, of the rapid increase of lady practitioners, and the possibility that at some future date the Society might welcome such as Members, the Rules were altered so as to remove any technical barrier to their election.

The Annual Oration was delivered by Mr. Thomas Bryant, F.R.C.S. Subject: “Some Subjects of Public and Professional Interest” (3).

PAPERS.

Mr. Gilford	Renal inadequacy and its treatment (4).
„	Transplantation of skin and bone.
Mr. G. May	Pneumonia and its treatment.
Mr. O. C. Maurice	Dermoid cysts of both ovaries.
„	Abscess of the liver.
Dr. Maurice	Perforating gastric ulcer.
Mr. R. Timberg	The principles of Swedish medical manual treatment.
Mr. Armstrong	Disinfection.
Dr. Collier	Sewer gas as a cause of disease.

(3) Published as the Hunterian Lecture, *Lancet*, 1894, ii., pp. 899, 1009.

(4) *Lancet*, 1894, i., p. 796.

Session Fifty-Four

LIVING SPECIMENS.

Dr. Price	Addison's keloid.
"	Fracture of the skull.
Mr. Walters	A case of lumbar colotomy.
Mr. Jelley	

MORBID SPECIMENS.

Dr. Noott	Aortic aneurysm.
Dr. Shettle	Thrombosis of the femoral vein in typhoid.
"	Heart with extreme mitral stenosis.
Dr. Price	Perforating gastric ulcer.
Dr. Maurice	Temporal bone after trephining for pus.
Dr. Collier	A spleen weighing 4lb. 2oz., from a young child.
"	Tumour lying between the trachea and œsophagus.

Session Fifty-Four.

(A.D. 1894-5.)

The advisability of consultation with homœopaths in surgical cases came up for discussion during this Session, one member being of opinion that the usual rule did not apply to surgery. The Society, however, held that the suggested distinction between medical and surgical cases was untenable, and that under no circumstances should such consultations take place.

A letter was received from the Reading School Board, asking the Society's advice as to the best

Reading Pathological Society

method of warming the Public Elementary Schools of the Borough. The Society appointed a Committee, consisting of the President (Mr. O. C. Maurice), Mr. H. G. Armstrong and the Hon. Secretaries (Dr. W. J. Maurice and Dr. Guilding), to visit the schools and report. The Committee recommended that the temperature in the school buildings should be maintained as nearly as possible at 58° F., and should not vary more than between 55° and 60°. The desirable conditions were best fulfilled by means of Grundy's hot-air system (1), which was easily controlled, did not create cold draughts, and was inexpensive both as regards primary outlay and maintenance. The full report, of which the above is an epitome, was adopted by the Society on October 16, 1895, and forwarded to the School Board.

Amongst the triumphs of modern surgery may be mentioned successful gastrorrhaphy for perforating gastric ulcer. One of the earliest cases of recovery occurred at Reading in 1893 and was reported in Session Fifty-two. It is highly creditable to local surgery that a second success could so soon be recorded.

At the close of the Session (October 9, 1905) an Oration entitled "The Value of the Study of Dermatology in Relation to Medicine" was delivered by Sir Stephen Mackenzie, F.R.C.P. (2)

(1) *Lancet*, 1894, ii., p. 101.

(2) *British Medical Journal*, 1895, ii., p. 978.

Session Fifty-Four

PAPERS.

Mr. Armstrong	Enemata rashes.
Mr. G. May	Erythema following dislocations and other surgical injuries.
Mr. Doyne	The abuse of cocaine, dark glasses and rest in diseases of the eye.
Mr. Gilford	Two cases of abdominal section for rupture of the Fallopian tubes.
Mr. Walters	Perforating gastric ulcer ; operation ; recovery (3).
Dr. Abram	Colitis.
"	A cerebellar tumour.
Dr. Noott	Mental disease in relation to crimes of violence.
Mr. Wilcockson	Anthrax.
Dr. Maurice	Two cases of perforating gastric ulcer (with specimen).
Mr. Roberts	A case of deafness probably due to hæmorrhage into the pons.

MORBID SPECIMENS.

Mr. Gilford	Organs of a boy, aged 18, showing a persistent thymus and other signs of immaturity. The clavicle and skull contained no cancellous tissue. Hair and fat were almost absent (4).
Dr. Marriott	Cast of trachea and bronchi coughed up in a case of membranous tracheitis.
"	Glioma of the brain.
Dr. Maurice	Portion of intestine from fatal case of hernia.

(3) *Lancet*, 1895, i., p. 484.

(4) *British Medical Journal*, 1896, ii., p. 1320.

Reading Pathological Society

- | | |
|---------------|--|
| Dr. Maurice | Fibroid removed from the anterior wall of the vagina. |
| Mr. Armstrong | The bacillus of football impetigo : micrococcus aureus et albus. |
-

Session Fifty-Five.

(A.D. 1895-6.)

The Fifty-fifth Session was distinguished by the publication for the first time of the Society's Transactions *in extenso*, and the various contributions will be found in the volume that was issued (1). Especially worthy of perusal is the masterly Oration delivered on October 31 by Sir Frederick Treves, Bart., entitled "The Surgery of the Peritoneum," and published in the *British Medical Journal* (2). "This discourse reviews at length, not only the most recent knowledge and practice, but also some of the strange developments which have resulted from the application of the germ theory to peritoneal surgery."

Towards the end of the Session a congratulatory Address was sent to the Pathological Society of London, about to celebrate its Jubilee on October 20, 1906. The Address, engraved on vellum and stamped in gold with the Society's new design, read as follows :—

(1) Reviewed in *British Medical Journal*, 1897, i., p. 535.

(2) 1896, ii., pp. 1305, 1331, 1335.

Session Fifty-Five

"The Reading Pathological Society sends greeting to the Pathological Society of London on the occasion of its Jubilee, and congratulates the Society on its prosperity during the past fifty years and on its valuable contributions to the science of Pathology.

"A retrospect into the years that have elapsed since the Pathological Society of London was instituted shows how rapid has been the progress made in the knowledge of Pathology, and to that Society will ever belong the honour of having, by its meetings and by its transactions, largely contributed to that progress."

Signed, on behalf of the Reading Pathological Society,

OLIVER CALLEY MAURICE, President.

W. J. MAURICE
L. M. GUILDING } Hon. Secs.

October 12, 1896.

PAPERS.

Dr. Ashby	The relation of the public health services to pulmonary consumption.
Mr. Walters	Kolpo-hysterectomy for epithelioma of the uterus ; recovery.
Dr. Hurry	Scleroderma diffusum.
Dr. Marriott	Five cases of nerve lesion.
Dr. Shettle	Enteritis attributed to pennyroyal.
Dr. Abram	Aneurysm of the aorta.
Mr. Gilford	Eight cases of dwarfism.
Professor G. J. Burch, F.R.S.	The new photography (illustrated by lantern slides).

Reading Pathological Society

Dr. George Stoker, The treatment of wounds and ulcers by
C.M.G. oxygen (illustrated by lantern slides).

MORBID SPECIMENS.

Dr. Whitcombe	Perforating gastric ulcer.
Mr. G. R. Swinhoe	Perforation of the intestine due to an illegal operation performed with "slippery elm bark."
Dr. Maurice	Malignant stricture of the colon.
Mr. Pepper	Impacted renal calculus.

Session Fifty-Six.

(A.D. 1896-7.)

The Society again conferred the dignity of an *imprimatur* on the year's work. Several of the contributions appearing in the second volume of Transactions (1) well deserve the honour.

It is from this Session that dates the appointment of an Executive Committee, a Committee which has rendered service by acting from time to time as a Council, and by preparing lists of officers to be submitted for election. The Committee is composed of representatives of the vice-presidents, of both town and country members, and of the office-bearers.

Other questions of general interest included the metric system, the Scotch form of oath, and the

(1) Reviewed in *Lancet*, 1898, ii., p. 694.

Session Fifty-Six

inadvisability of administering anæsthetics for unqualified dentists.

The Annual Oration was delivered on October 14, 1897, by Dr. Pye-Smith, F.R.S. Subject : "The Influence of Pathology on Therapeutics" (2).

PAPERS.

Dr. Holden	Splenic leukæmia.
Dr. Price	Malignant disease of the stomach and œsophagus.
Dr. Guilding	Trephining for traumatic epilepsy.
Dr. A. G. Paterson	Sporadic cretinism (illustrated by photographs) (3).
Dr. Hill	Intussusception : indications for operation.
Mr. Armstrong	Distribution of the rash in scarlet fever.
Dr. J. W. Washbourn, F.R.C.P.	The serum diagnosis and bacteriology of enteric fever (illustrated by lantern slides and cultures).
Mr. Roberts	Suppuration of the accessory nasal cavities.

LIVING SPECIMENS.

Dr. Marriott	Three cases of spastic paraplegia.
Dr. Price	Double upward dislocation of the lens.
Dr. Maurice	Mules's operation.
Mr. A. J. Haynes	Carcinoma of the lung.
Mr. Clowes	Sporadic cretinism.
Dr. Freeman	Supernumerary auricular appendages.

(2) *Lancet*, 1898, i., p. 206.

(3) Do. 1897, ii., p. 849.

Reading Pathological Society

MORBID SPECIMENS.

Dr. Price	Papilloma of the gum.
Dr. Thomson	Tumour removed from the coccyx of an infant.
Mr. Haynes	Cancer of the bile-duct, leading to intestinal obstruction and perforation of the cæcum.
Dr. Marriott	Malignant disease of the liver with perforation of the stomach.
Mr. O. C. Maurice	Sarcoma of the forearm.

EXCURSION.

Dr. Brayn	Visit to the Criminal Lunatic Asylum at Broadmoor.
-----------	--

Session Fifty-Seven.

(A.D. 1897-8.)

Since the year 1890 the Presidential Chair had been filled by Mr. O. C. Maurice, who, during his prolonged tenure of office, had distinguished himself by a large-hearted hospitality and warm devotion to the interests of the Society. These great services were acknowledged by the presentation, on June 2, 1898, of a testimonial, consisting of a chiming hall clock, with bracket, and of two enlarged photographic portraits. One of these bore the following inscription:—

Session Fifty=Seven

Presented
by the Members of the Reading Pathological Society to
O. C. Maurice, Esq., J.P.,
in grateful acknowledgment of services rendered to
the Society during his Presidency of seven
years, 1890-97.

The other portrait, which hangs in the Medical Library, was inscribed as follows :—

Oliver Calley Maurice, Esq., J.P.,
President
of the Reading Pathological Society
1890-97.

The publication of the Society's Transactions was discontinued, their place being taken by a less ambitious Annual Report. Although some of the contributions were well worthy of reproduction *in extenso*, others scarcely deserved this honour. The invidiousness of selection, as well as financial considerations, doubtless justified the decision.

A rare case of occlusion of the fauces was shown by Mr. G. Rodney Swinhoe. The patient, a boy, aged 14, had suffered from syphilitic ulceration of the fauces, resulting in complete closure, with the exception of a minute aperture large enough to admit a No. 2 catheter. Through this opening liquids and even some solid food could be swallowed. The occlusion was caused by adhesion of the tongue to the soft palate.

An Oration, entitled "The Use and Abuse of Internal Remedies in the Treatment of Skin

Reading Pathological Society

Diseases," was delivered on October 6, 1898, by Sir Malcolm Morris (1).

The following summary indicates the principal contributions of the Session :—

PAPERS.

Dr. Freeman	The ætiology and bacteriology of ring-worm.
Dr. Phillips-Conn (2)	Psoriasis.
Dr. Price	Pelvic hæmatoma.
Dr. Guilding	Hernia in an infant, containing the cæcum and appendix.
Dr. Abram	The relation of the employer to the employee during illness.
Mr. Wilcockson	Bronchiectasis.
Mr. Doyne	Experiments on colour vision (illustrated with the spectroscope).
Dr. Holden	Acute dilatation of the heart and large arteries.
Dr. F. W. Mott, F.R.S.	The neuron and its degenerations (illustrated by lantern slides).

LIVING SPECIMENS.

Mr. O. C. Maurice	Tumour of the clavicle.
Dr. Hawkins	Pseudo-hypertrophic paralysis.
"	Muscular dystrophy.
Mr. Gilford	Hypertrophy of the right lower limb with arrested development of ulna and exostosis.
Dr. Price	Syphilitic epiphysitis.
"	Scurvy rickets.
Dr. Marriott	Acromegaly.

(1) *British Medical Journal*, 1898, ii., p. 1113.

(2) Formerly Dr. Phillips.

Session Fifty-Eight

Dr. Hurry	Occlusion of the fauces.
Dr. Abram	Spina bifida.
Dr. Freeman	Erythema multiforme.
Dr. Maurice	Necrosis of the superior maxilla.

MORBID SPECIMENS.

Mr. O. C. Maurice	Intestinal obstruction due to gall-stones.
Dr. Hawkins	Two cases of perforation of the cæcum due to typhoid.
„	Extensive calcareous deposit in the aortic valves.
Mr. Gilford	Malignant stricture of the colon.
Mr. H. W. Jackson	Gumma of the liver.
Dr. Hurry	Exfoliation of the mucous membrane of the bladder.
Dr. H. M. Sutton	A series of twenty-six calculi removed at Bagdad.

Session Fifty-Eight.

(A.D. 1898-9.)

This *annus medicus* will always be memorable for the amalgamation of the Reading Pathological with the Reading Medico-Chirurgical Society (1). The last-named Society, founded in 1824, had rendered great services to the profession in Reading by maintaining an admirable and well-arranged collection of text-books as well as works of reference. For several years past a desire had been expressed for a union of the two Societies,

(1) *Lancet*, 1899, ii., p. 1181.

Reading Pathological Society

and after much consideration a scheme of amalgamation was adopted, which has worked admirably. For the full details of this scheme reference must be made to the Society's Report for 1898-9. Suffice it to say that the amalgamation has been a source of increased strength, and has concentrated the interests of the medical profession in Reading and the neighbourhood. Dr. Price, who had been Hon. Secretary of the Medico-Chirurgical Society, became Hon. Librarian of the amalgamated Societies, and rendered valuable service in carrying through the necessary reorganization.

For the first time in the history of the Society, the Honorary Membership was conferred on two gentlemen who for very many years had been associated with the Society. The recipients of the honour were Mr. T. L. Walford and Mr. Adam J. Moore. The former, unhappily, did not survive long to enjoy the honour, the Society losing in him its only surviving original member.


Mr. T. L. Walford, J.P. (**fig. 2.**), was born in Essex in the year 1812, and after obtaining the qualification of L.S.A. in 1833, and that of M.R.C.S. in 1837, settled in Reading, and became the Medical Officer of the Union, an office which he held for many years. In 1850 he entered the Town Council, and was elected Mayor in 1855, subsequently becoming an Alderman and a Justice of the Peace. For more than fifty years he was a Director of the Reading Cemetery Company.

A most regular attendant at the meetings of this Society, and a keen pathologist, Mr. Walford was elected President in 1886, and took part, in 1891, in the Jubilee of the Society he had assisted in founding.



Fig. 2.—Mr. T. L. Walford.

PRESIDENT A.D. 1886-7.



Session Fifty-Eight

He was a simple-minded and kind-hearted man, a general favourite with those who had the pleasure of his acquaintance. This was shown by the decision of the Society to acquire his portrait, which now adorns the Library of the Hospital.

The desirability of introducing the metric system into medicine has been several times brought before the Society. During this Session the following resolutions were proposed by Dr. Abram, seconded by Dr. Hurry, and passed unanimously :—

(1) "That the Reading Pathological Society is of opinion that the metric system should be definitely adopted in the next edition of the British Pharmacopœia."

(2) "That the Honorary Secretary be instructed to communicate the above resolution to the General Medical Council" (2).

The question of permitting smoking at the Society's meetings was raised. On a poll being taken, a large majority voted *non placet*.

Some autographs of famous medical men were presented by Mr. Hayes for insertion in the Society's Autograph Album.

The Annual Oration was delivered by Dr. Goodhart, F.R.C.P.; subject: "Acidity" (3).

(2) *Lancet*, 1899, i., p. 1255.

(3) Do. 1899, ii., p. 1170; 1900, i., pp. 1 393.

Reading Pathological Society

PAPERS.

Mr. Wooldridge	A case of blackwater fever (4).
Dr. Theobalds	Two cases of belladonna poisoning.
Mr. Gilford	Ruptured ovarian foetation followed by recovery (5).
"	Three cases of perforating gastric ulcer followed by recovery.
Mr. Little	Quack treatment, illustrated by the Viavi system.
Dr. Ashby	When is diarrhoea a specific disease?
Dr. Fosbery	Experimental investigation of some digestive agents.
Dr. Whitcombe	Peripheral neuritis of influenza.

LIVING SPECIMENS.

Dr. Holden	Tertiary syphilis.
Dr. Marriott	Unusual case of rheumatic arthritis.
Dr. Maurice	Congenital dislocation of both hips.
Mr. Roberts	Hypertrophied tragus.
Mr. Walters	Supplementary digit and metatarsal bone.

MORBID SPECIMENS.

Dr. Price	Epiphysitis of the tibia.
Dr. Holden	Calculus removed from the urethra of an infant.
Dr. Barford	Salivary calculus from Wharton's duct.
Mr. Walters	Pulmonary embolism.

X-RAY PHOTOGRAPHY.

Mr. Hayes	Skiagram showing injury to the elbow.
Dr. Maurice	Skiagram of bullet wound.
Dr. A. G. Paterson	Enchondroma of the hand.

(4) *Lancet* 1899, i., p. 762.

(5) Do. 1899, i., p. 1709.

Session Fifty-Nine

BACTERIOLOGY.

- Dr. Ashby Cultures illustrating the bacteriology of
 Reading water before and after fil-
 tration.
- Mr. Wooldridge The bacteriology of blackwater fever.

MISCELLANEOUS.

- Mr. G. May Some autographs of celebrated doctors.

Session Fifty-Nine.

(A.D. 1899-1900.)

The fifty-ninth Session was not marked by any notable events, but the Report for the year dwells on the success attending the amalgamation of the Pathological with the Medico-Chirurgical Society, and the various alterations of Rules consequential upon the amalgamation.

A discussion took place as to the desirability of admitting female practitioners of medicine to membership, but no decision was arrived at.

On three occasions a pleasant variation from the ordinary meeting was introduced in the form of clinical evenings.

The Honorary Membership of the Society was conferred on Mr. W. A. S. Royds, on his removal from Reading to St. Mary Bourne, Andover; and on Dr. Shettle, on his removal to Nailsworth, Gloucestershire.

Reading Pathological Society

Mr. Bland-Sutton's Oration on October 11, 1900, was entitled: "The Diagnosis and Treatment of Uterine Fibroids" (1).

PAPERS.

Dr. Guilding	Co-existing extra- and intra-uterine pregnancy.
Dr. Holden	Camphor poisoning.
Mr. Little	Puerperal fever treated by anti-streptococcus serum.
Mr. Gilford	The operative treatment of pelvic abscess.
Dr. Stansfield	Puerperal sapræmia treated by continuous irrigation.

CLINICAL EVENINGS.

Dr. Hawkins	Diarrhœa in children.
Mr. Doyne	Ocular pain.
Dr. Freeman	Eczema and allied diseases (2).

LIVING SPECIMENS.

Mr. A. Stanley Green	Chronic ulcer treated by skin grafting.
Mr. H. Child	Spina bifida occulta.
Dr. Coleman	Case of recovery after perforation of thorax and abdomen by a Mauser bullet.
Dr. Fosbery	Glossitis exfoliativa.
Dr. Marriott	Boy with troublesome borborygmi.
„	A case of webbed fingers, with abnormalities in the bones of hands and feet.

(1) *British Medical Journal*, 1900, ii., p. 1193.

(2) *Lancet*, 1900, ii., p. 398.

Session Sixty

- Mr. Wooldridge Complete occlusion of the naso-pharyngeal passage by adhesions following tonsillotomy.
- Dr. Murrell Obscure case of spreading ulceration.

MORBID SPECIMENS.

- Mr. Gilford Hand showing local gigantism.
- Mr. O. Shields *Ante-mortem* cast of the auricle.
- Mr. Walters Sarcoma of the os calcis.
- Round-celled sarcoma of the ovary.
- Dr. Maurice Multiple growths in the stomach and intestines.

EXCURSION.

- Mr. A. T. Walker, Visit to the Waterworks belonging to
Assoc. I.C.E. the Borough of Reading.

Session Sixty.

(A.D. 1900-1.)

The sixtieth Session, that of the Society's Diamond Jubilee, was signalized by the death of two of its ordinary members, Robert Carson Nicholls and Richard Cox, and of two of its honorary members, Adam James Moore and Richard Charles Shettle (1).

In Adam James Moore passed away, at the venerable age of 90, the oldest medical practitioner of the district. Educated at St. George's Medical School and the

1) An obituary appears in the *British Medical Journal*, 1901, ii. p. 357.

Reading Pathological Society

Middlesex Hospital, he received the diplomas of L.S.A. in 1834 and M.R.C.S. in 1844, and settled in Reading in 1853, filling in course of time the appointments of Medical Officer to the Henley Union and to the St. Mary and St. Lawrence districts of the Reading Union. Upright in character, kindly in disposition, Mr. Moore was much respected by those who had the pleasure of his friendship.

Richard Charles Shettle (M.D. St. Andrews), an ex-President and Honorary Member of the Society, settled in Reading in 1869, when he was appointed Physician to the Royal Berkshire Hospital, a position which he held for twenty-eight years, until his retirement from practice in 1897, when he was appointed Consulting Physician. He then retired to Nailsworth, hoping to find leisure for those scientific pursuits which had long interested him. He experimented much and continuously in the field of electricity, and contributed from time to time to the literature of the subject (2). Dr. Shettle was for some time Chairman of the Reading School of Science and Art, and a Governor of Reading College. Apart from his scientific pursuits he was esteemed on account of his unfailing courtesy and Christian conduct.

Amongst the important contributions to Medical Science have been the studies of rare conditions of abnormal growth, known as "ateleiosis" and "progeria," by Mr. Hastings Gilford. A paper on this subject is referred to below.

The annual Oration was delivered on October 24, 1901, by Dr. Dawson Williams, Editor of the *British Medical Journal*. Subject: "Therapeutic Institutions" (3).

(2) Several papers will be found in a volume of Pamphlets (X 71) in the Library.

(3) *British Medical Journal*, 1901, ii., p. 1386.

Session Sixty

The following summary indicates the principal contributions of the Session :—

PAPERS.

- | | |
|----------------------------|--|
| Mr. Gilford | Two cases, one of defective and one of precocious development (4). |
| Dr. Price | Rupture of the parturient uterus followed by hysterectomy and recovery. |
| Dr. Hugh Walsham, F.R.C.P. | The value of skiagraphy in disease of the chest (illustrated by lantern slides). |

CLINICAL EVENINGS.

- | | |
|-------------|--------------------|
| Mr. Roberts | Nasal obstruction. |
| Dr. Maurice | Appendicitis. |

LIVING SPECIMENS.

- | | |
|--------------|--|
| Mr. Gilford | Two cases of trephining for eclampsia. |
| Dr. Coleman | Primary optic atrophy. |
| Dr. Murrell | Two cases of lateral sclerosis. |
| Mr. H. Child | Optic atrophy and nystagmus, with malformation of the skull. |
| Dr. Freeman | Erythema variegatum. |
| Mr. Hawes | Ulcer of the tongue of doubtful nature. |
| Dr. Abram | Epithelioma of the tongue. |
| Dr. Marriott | Patent foramen ovale. |

MORBID SPECIMENS.

- | | |
|-------------|---|
| Mr. Roberts | Cerebellar abscess. |
| " | Septic thrombosis of the lateral sinus. |
| Dr. Price | Thrombosis of the left ventricle. |

(4) *Lancet*, 1900, i., pp. 1643, 1866 ; *British Medical Journal*, 1902, i., p. 1084 ; 1904, ii., p. 914 ; *Medico-Chirurgical Transactions*, lxxxv.

Reading Pathological Society

- | | |
|-------------|--|
| Dr. Coleman | Specimens illustrating injuries to the eye-ball. |
| Mr. Gilford | Uterine myoma weighing 19 lb. |

X-RAY PHOTOGRAPHY.

- | | |
|------------|---|
| Dr. Hurry | Radiograms showing tuberculous deposits in the lungs, and aneurysms of the heart and aorta. |
| Mr. Foster | Radiograms taken in the Royal Berkshire Hospital. |

EXCURSION.

- | | |
|-------------|---|
| Dr. Chidell | Visit to the London Sanatorium for the Treatment of Consumption at Pine-wood, near Wokingham. |
|-------------|---|

Session Sixty-One.

(A.D. 1901-2.)

During the Sixty-first Session the Society dealt with two questions of public interest, viz. the metric system and the Reading Sewage Farm.

The former was brought forward by Dr. Lattey, who pointed out its especial advantages in medicine, and urged its compulsory adoption in this country, a view which was approved by the Society.

The second and less savoury subject was raised owing to the nuisance recently caused by the Sewage Farm. Eventually the following resolution was adopted and sent to the Mayor and Corporation :—

Session Sixty-One

"The Members of the Reading Pathological Society (composed of medical practitioners in the town and neighbourhood) beg to call the attention of the Mayor and Corporation of the Borough of Reading to the very unsatisfactory state of the Sewage Farm. During the last few weeks the offensive odours arising from the said farm have become an intolerable nuisance, interfering with the comfort, convenience and interest of the inhabitants of the Borough."

In previous Sessions the Annual Business Meeting for the election of officers and the presentation of the financial statement took place in November, the Annual Oration and Dinner winding up the Session in the following October. Commencing with this Session the Annual Business Meeting has been held in July, the new Session opening in October with the Annual Oration and Dinner. As a result of this alteration of dates, no Oration was delivered during this Session, although there was an Oration just before and just after it. A new catalogue of the Library was edited by the Hon. Librarian, Dr. Price.

PAPERS.

Dr. Marriott	Our profession, its phases and foibles.
Dr. Whitcombe	Cases of quick heart following influenza.
Mr. Armstrong	The fourth disease.
Mr. Hope	Hereditary œdema (1).

(1) In connection with this paper a family tree extending over five generations was exhibited ; three affected individuals were present at the meeting. Cf. *Guy's Hospital Reports*, lxii.

Reading Pathological Society

CLINICAL EVENINGS.

Dr. Price	Simple ulcers, their pathology and treatment.
Mr. Gilford	The symptoms and treatment of gall-stones.
Mr. Foster	Rickets.

LIVING SPECIMENS.

Mr. H. Child	Atrophy of the biceps.
Dr. Freeman	Arsenical pigmentation in psoriasis.
Dr. Marriott	Amyotrophic lateral sclerosis.
Mr. Hope	Transposition of the viscera and other malformations.
Dr. Freeman	Xeroderma in a child.
Mr. Gilford	Epithelioma of the ear.

MORBID SPECIMENS.

Mr. Gilford	Potato tumour.
Dr. Maurice	Vaginal myomata.
Mr. Bentley	Lardaceous liver, kidneys and spleen.
Dr. Hawkins	Meckel's diverticulum.
"	Hour-glass stomach.

Session Sixty-Two.

(A.D. 1902-3.)

The Sixty-second Session was inaugurated on October 16, 1902, with an Oration by Sir Victor Horsley, F.R.S., who chose for his subject "The Value of Anæsthesia as a Localizing Symptom in Injury and Disease of the Central Nervous

Session Sixty=Two

System," and illustrated his Address by lantern slides. Some original investigations were described, showing that disturbances of sensation were important indications of the seat of injury and disease of the brain, and for purposes of localization were more exact than other symptoms.

On December 18, 1892, the Honorary Membership of the Society was conferred on the following gentlemen who had delivered Orations :—

Sir Jonathan Hutchinson, F.R.S.

Mr. Thomas Bryant, F.R.C.S.

Sir Frederick Treves, Bart.

Dr. Goodhart, F.R.C.P.

Sir Victor Horsley, F.R.S.

A similar honour was conferred on Dr. H. H. Phillips-Conn on his removal to Ireland, in recognition of conspicuous services as Honorary Secretary and as President.

PAPERS.

Mr. Foster	The therapeutic uses of Röntgen rays.
Mr. Wooldridge	Concurrent scarlatina and measles.
Mr. Duncan	Spontaneous fracture of the femur.
Mr. Gilford	On gastric and duodenal leakage.
Dr. Chidell	Open-air methods and results.
Mr. Armstrong	Köplik's spots in measles.
Mr. Read	Parametritis treated with anti-streptococcus serum.
Dr. Coleman	A case of avulsion of the uterus after labour (with specimen).

Reading Pathological Society

CLINICAL EVENINGS.

Dr. Stansfield	Chorea, its symptoms and treatment.
Dr. Coleman	The diagnosis and treatment of pulmonary tuberculosis.

LIVING SPECIMENS.

Dr. Coleman	Bilateral cycloplegia without iridoplegia.
Mr. Foster	Rodent ulcer treated by X-rays. ¹
Dr. Abram	Multiple varicose veins in the abdomen (1).
Dr. Price	Bulging of the eye apparently due to inflammatory swelling.
Dr. Freeman	Lupus erythematosus.
Mr. Roberts	Results of mastoidectomy.
Dr. Marriott	Chronic gout with multiple lipomata.
Dr. A. G. Paterson	Dermatitis caused by radium.

MORBID SPECIMENS.

Dr. Maurice	Malignant goitre.
Mr. Gilford	Double potato growth from the neck (2).
Mr. Duncan	Cancer of the pancreas.
Mr. Walters	Double uterus.

EXCURSION.

Dr. Murdoch	Visit to the County Lunatic Asylum at Moulshford.
-------------	---

(1) An illustration of this case appears in the Society's Report for 1902-3.

(2) *Practitioner*, 1904, p. 729.

Session Sixty-Three

Session Sixty-Three.

(A.D. 1903-4.)

Dr. Theodore Williams, F.R.C.P., introduced the new Session on October 15, 1903, by an Oration entitled "Some Observations on the Sanatorium Treatment of Pulmonary Tuberculosis." An account, illustrated by lantern slides, was given of the principal sanatoria in Europe, the advantages and disadvantages of such institutions being discussed. The annual banquet afterwards took place at the Great Western Hotel, when the usual toasts were honoured. At a subsequent meeting the Honorary Membership of the Society was conferred on Dr. Williams.

The first paper of the Session, read by the President, Mr. O. C. Maurice, dealt with personal reminiscences extending over forty years, and, owing to its historical interest, was given with unusual detail in the Annual Report for 1903-4. These reminiscences included the introduction of the antiseptic system, the first operations for ovariectomy in the Royal Berkshire Hospital, and sketches of many medical practitioners who have since passed away.

A calculus was exhibited which had been removed from the tonsil by incision. The incision caused the patient to cough with such violence that the calculus cracked the window-pane with which it came into contact.

Reading Pathological Society

PAPERS.

Mr. O. C. Maurice	Reminiscences of Reading during the last forty years.
Mr. Hope	Cervical myelitis.
Dr. R. A. Barker	Spinal meningitis.
Mr. Roberts	The relation of diseases of the throat to the general health.
Dr. Whitcombe	Primary visceral carcinoma.
Dr. W. L. Wainwright	Lymphadenoma.
Dr. Secretan	Conditions simulating hernia in women.

LIVING SPECIMENS.

Dr. Secretan	Acromegaly.
Dr. Freeman	Xanthoma tuberosum.
"	Man with two cervical ribs on each side.
Mr. W. B. Nelson	Ectopia vesicæ.
Mr. Foster	Rodent ulcer of the nose.
Col. Trewman	Syphilitic macroglossia.
Dr. Coleman	Concussion cataract with rupture of the choroid.
Mr. Roberts	Two cases of radical cure of diseased frontal sinuses.

MORBID SPECIMENS.

Dr. Marriott	Tonsillary calculus.
Mr. O. C. Maurice	Cerebral tumour in the fissure of Rolando.
Dr. Dunn	Dilatation of the rectum.
"	Uterus bicornis.
Dr. Price	Piece of whip-thong found in an excised eye.
Mr. Brooks	Piece of steel found in the vitreous humour.
Dr. Hawkins	Acute yellow atrophy of the liver.
Mr. Gilford	Peritoneal hydatid cysts.

Session Sixty-Four

X-RAY PHOTOGRAPHY.

Dr. Price	Foreign body in the œsophagus.
Mr. Cropp	Thoracic viscera of a child.
Mr. Thomas	Acromio-clavicular dislocation.
Dr. Secretan	Foreign body in the œsophagus and in the stomach.
„	Tubercular disease of the fourth metacarpal bone.

Session Sixty-Four.

(A.D. 1904-5.)

The Society continued to grow, and now numbered eighty-six ordinary and eight honorary members. The loss by death of Dr. Francis Bateman, one of the oldest members, was greatly regretted.

Several important additions were made to the Library, including Nothnagel's "Practice of Medicine," and Von Bergmann's "System of Practical Surgery."

The Session was inaugurated on October 20, 1904, by an Oration entitled "The Total Enucleation of the Prostate in Advanced Old Age," in which Dr. P. J. Freyer described the brilliant progress that had recently taken place in the surgical treatment of prostatic hypertrophy. Several large prostates removed from octogenarians were exhibited.

Reading Pathological Society

The following summary indicates the principal contributions of the Session :—

PAPERS.

Mr. Walters	Enucleation of the prostate.
Dr. Hawkins	Pneumococcal peritonitis.
"	Suppurating pylephlebitis.
Dr. Fosbery	Acute œdema of the lungs.
Col. Trewman	Leprosy.
Dr. Freeman	The treatment of enuresis and polyuria by epidural injections.
Dr. Secretan	Pneumococcal arthritis (1).

LIVING SPECIMENS.

Dr. Fosbery	Spasmodic deglutition in an infant.
Mr. Foster	Osteitis deformans.
Mr. Roberts	Nasal deformity corrected by the injection of paraffin.
"	Lupus of the epiglottis.
Mr. Hawes	Angio-neurotic œdema of upper lip.
Dr. Hawkins	A Mongolian imbecile.

MORBID SPECIMENS.

Mr. Brooks	Pseudo-glioma of the eye.
"	Subretinal sarcoma.
Mr. Rowland	Abortion at the ninth week.
Dr. Freeman	Bilharzia hæmatobia.
Dr. Coleman	Encephalocele.
Mr. Foster	Clot in the subclavian artery.
Dr. Hawkins	Hour-glass stomach.
Mr. Roberts	Papilloma removed from the larynx.

(1) *British Medical Journal*, 1906, i., p. 915.

Session Sixty-Five

Session Sixty-Five.

(A.D. 1905-6.)

Mr. C. B. Lockwood, F.R.C.S., inaugurated the Session on October 19, 1905, by an Oration entitled "The Manner in which Malignant Disease Spreads along the Axillary and Carotid Glands, and its Surgical Treatment."

A second Address was given at a later date by **Mr. T. E. S. Moore**, Director of the Cancer Research Laboratory of the University of Liverpool, on "Recent Advances in our Knowledge of Cancer," the subject being illustrated by lantern slides. On this occasion invitations were extended to the members of the Oxford and Reading Branch of the British Medical Association.

Many new specimens and microscopic slides were added to the Museum.

PAPERS.

Dr. Marriott	Acute purpura hæmorrhagica.
Dr. Ashby	Milk epidemic of diphtheria associated with udder disease of cows.
"	Milk epidemic of scarlet fever.
Dr. Hawkins	Foreign bodies in the bronchial tubes.
Dr. S. Gilford	Temperature charts for various forms of pneumonia.

LIVING SPECIMENS.

Dr. Marriott	Bi-ulnar paralysis.
Col. Trewman	Paralysis of the third cranial nerve.

Reading Pathological Society

Col. Trewman	Congenital dislocation of the sternal ends of both clavicles.
Dr. Freeman	Rodent ulcer cured by X-rays.
"	Syphilitic alopecia.
Dr. Murrell	Congenital syphilis.
Dr. Coleman	Cuirass cancer.
Dr. Robinson	Addison's disease.
Mr. Brooks	Buphthalmos.

CLINICAL CASES, NOT EXHIBITED.

Mr. Walters	Case of transposition of the cæcum and appendix.
"	Congenital hernia of the left side, the sac containing intestine, cæcum and appendix.
Mr. Hayes	Hermaphrodite who supposed herself pregnant.
Dr. Freeman	Lupus erythematosus in a phthisical patient.
Dr. Maurice	Two cases of pouches from the bladder, in one mistaken for the sac of a hernia, in another complicating the operation for appendicitis.
Dr. Murrell	Case of occlusion of the vagina caused by adhesions.
Dr. Hurry	Case of deep cyanosis under anæsthesia without any alteration of respiration or pulse.
Mr. Gilford	
Dr. Coleman	
Dr. Power	Deep cyanosis in an infant due to congenital absence of inter-auricular and -ventricular septa.
Dr. S. Gilford	Case of ruptured ventral hernia.
Dr. Stansfield	Vaccination followed by lighting up of tubercle in old caseous glands.

Session Sixty-Six

MORBID SPECIMENS.

Dr. Dunn	Heart showing intra-mural aneurysm.
"	Larynx without epiglottis.
Dr. Power	Congenital malformation of the heart.
Dr. Marriott	Cancer of the appendix.
Mr. Foster	X-ray photographs of two dislocations of the thumb.
Mr. Gilford	Blood showing characters of mixed leukæmia and pernicious anæmia.

NEW INSTRUMENTS.

Dr. Murrell	Curette for adenoids.
Mr. Roberts	Apparatus for transilluminating the antrum and the frontal sinus.

EXCURSION.

Dr. Arnold	Visit to the Chiltern Open-air Sanatorium.
------------	--

Session Sixty-Six.

(A.D. 1906-7.)

During the Sixty-sixth Session the Society suffered a great loss by the death of Mr. O. C. Maurice (1), one of its oldest and most loyal supporters.

Mr. Oliver Calley Maurice, after being educated at Marlborough and at St. Thomas's Hospital, was appointed House Surgeon to the Royal Berkshire Hospital, and afterwards joined his uncle, Mr. Thelwall B. Maurice.

(1) A fuller obituary appears in the *Reading Mercury*, June 15, 1907.

Reading Pathological Society

He was elected a member of the Pathological Society in 1860, and during his membership, extending over forty-seven years, was rarely absent from the meetings. For no less than nine years, divided into two terms, he filled the Presidential chair, endeavouring, by his large-hearted hospitality, to promote a good-fellowship amongst the members; he excelled as a *magister convivii*. From time to time he contributed to the Society's proceedings, although but few of them appear in the medical press (2). As a recognition of his services a presentation was made to him on June 2, 1898, which has already been described. Mr. O. C. Maurice was for many years Surgeon and afterwards Consulting Surgeon to the Royal Berkshire Hospital, and carried on an extensive practice, being devoted to, and much beloved by, his numerous *clientèle*. To the Parish Church of St. Giles's he rendered great service in his capacity of churchwarden. For some years before the end, failing health compelled him to relinquish practice.

His death took place on June 9, 1907, the funeral being attended by a large number of his *confrères* and of residents in the Borough and neighbourhood.

Mr. J. H. Walters drew attention to the undesirability of professional journals sending to the lay press advance sheets of articles bearing the author's signature, a view which was generally endorsed (3).

The first of a series of original studies of "Vicious Circles" in medicine was contributed by Dr. J. B. Hurry. These articles have appeared *in extenso* in the medical press.

A postal ballot took place in order to ascertain whether members preferred afternoon or evening

(2) *British Medical Journal*, 1881, i. p. 253.

(3) Do 1907, i., pp. 53, 347.

Session Sixty-Six

meetings. The result showed a large majority in favour of the former, and in consequence of the vote meetings have, since July, 1907, been held at 4.30 in the afternoon.

The Inaugural Oration was delivered on October 19, 1906, by Dr. W. S. Colman, F.R.C.P. Subject: "The Influence of the Personal Equation of the Patient on the Course of Disease.

The following summary indicates the principal contributions of the Session :—

PAPERS.

Mr. Gilford	Cirrhosis of the liver treated by Drummond-Morrison's method.
Dr. Robinson	The relation between Graves's disease and acute rheumatism (4).
Dr. Garson	The destruction of sputa in tuberculosis.
Mr. Hope	Diphtheritic antitoxic serum in tuberculosis (5).
Mr. Brooks	Ocular headache (6).
Dr. Hurry	Vicious circles in medicine (7).
Mr. Meade	The prevention and treatment of paralytic deformities in children.
Dr. Secretan	The after-treatment of abdominal operations.
Dr. Murrell	Puerperal eclampsia.

(4) *Lancet*, 1906, i., p. 1037.

(5) *Medical Magazine*, 1907.

(6) *Medical Press and Circular*, 1907.

(7) *British Medical Journal*, 1907, i., p. 1104.

Reading Pathological Society

LIVING SPECIMENS.

Dr. Freeman	Lichen planus hypertrophicus verrucosus.
Mr. Gilford	Macrocystic growth on the chest.
"	Fragilitas ossium.
"	Double endothelioma of the carotid bodies.
"	Osteo-genesis imperfecta with tumours.
Dr. S. Gilford	Transverse myelitis.
Dr. Young	Lymphatic leukæmia.
Mr. Clowes	Leucoplakia.
Dr. Robinson	Mediastinitis.
Mr. Brooks	Congenital dislocation of the lens.

MORBID SPECIMENS.

Mr. Foster	Stereoscopic radiographs.
Mr. Walters	Seven calculi from the bladder.
Dr. Secretan	Diphtheritic cast from the trachea.
Mr. Gilford	Vesical calculi of unusual origin.
Dr. Abram	Cerebral tumour.

Session Sixty-Seven.

(A.D. 1907-8.)

The Reading Pathological Society is indeed venerable, for during this Session (*i.e.*, on July 2, 1908) was held its 700th Meeting! Few Medical Societies in this country could show a similar record.

During the last two years important additions have been made to the Library, and a new Catalogue is being prepared which will render the additions more generally available.

Session Sixty-Seven

The Annual Oration was delivered by Professor Howard Marsh, who chose as his subject "A Study of the Forms of Evidence used in Surgical Diagnosis" (1). The Oration dwelt on the importance of distinguishing, as lawyers do, between positive or direct and circumstantial or indirect evidence. Care in this respect would often prevent an erroneous diagnosis.

PAPERS.

Dr. Hawkins	Pneumonia.
Dr. Maurice	Sarcoma of the pylorus associated with gall-stones.
Dr. Robinson	Pyelo-nephritis of pregnancy.
Mr. Joy	"The worm that devoureth."
Dr. Hurry	Vicious circles associated with disorders of the heart (2).
Dr. Secretan	Two cases of intestinal obstruction of unusual origin.
Dr. Murrell	Puerperal convulsions.
Mr. Rowland	Some interesting cases of diphtheria.
Dr. Garson	Medical treatment in Germany.
Dr. Abram	Arthritis deformans.

LIVING SPECIMENS.

Mr. Cropp	Dupuytren's contraction.
Mr. Meade	A cervical rib.
Mr. Braxton Hicks	Cerebral tumour.
"	Cerebral softening.
Dr. Freeman	Epithelioma of the ear, treated with X-rays.

(1) *British Medical Journal*, 1907, ii., p. 1633.

(2) Do. 1908, i., p. 793.

Reading Pathological Society

Dr. Stansfield Cardiac irregularity due to fright.

Mr. Foster Spinal caries.

MORBID SPECIMENS.

Mr. Ranking Tumour of the stomach.

Dr. Dunn Hæmorrhage into an ovarian cyst with
rupture into the peritoneal cavity.

Mr. Clowes Hæmatocele.

Dr. Fosbery Cast of a bronchial tube.

Dr. Hawkins Malignant disease of the œsophagus.

Mr. Gilford Calculi removed from the bladder after
Cock's operation.

„ Hydro-nephritic movable kidney with
calculi.

Session Sixty-Eight.

(1908, OCTOBER—DECEMBER.)

As this chronicle terminates with the year 1908, the complete record of the Sixty-eighth Session must be left to some future historian. Only the first three Meetings can be briefly alluded to.

The Inaugural Oration was for the first time delivered by a native of Reading, one whose name is likely to confer honour on this ancient Borough. Dr. F. W. Andrewes selected as his subject "The Treatment of Infective Conditions by Vaccines."

A handsome presidential chair, with a silver plate bearing the donor's name, was presented to

Session Sixty-Eight

the Society by Dr. W. J. Maurice as a souvenir of his Presidency during the Sessions 1906-7 and 1907-8.

The portraits and pictures which have in former years been acquired either by gift or by purchase received some attention, the frames being regilded. A portrait of Dr. J. Matthews Duncan was presented to the Society by the President, and "A Group of Reading Medical Practitioners of Forty Years Ago" by Mr. George May.

The proposal was brought forward that two lady practitioners of medicine be added to the list of members. The verdict of the ballot was *non placet*.

In order to render the ceremony of admission somewhat more formal, the Society decided to institute an Obligation Book and Roll of Membership. In this volume the names of deceased members will be inscribed, while present and future members will sign the Roll.

A case of poisoning by veronal drew attention to the facility with which poisonous drugs are obtainable by the public, and to the injury which occasionally follows their indiscriminate use.

The following resolution was adopted by the Society, and forwarded to the Borough Member, Mr. Rufus Isaacs, K.C., for presentation to the House of Commons, in connection with the Poisons and Pharmacy Bill before the House :—

"That the members of the Reading Pathological

Reading Pathological Society

Society desire to place on record their strong disapproval of the present unrestricted practice of supplying powerful and poisonous drugs, often of a narcotic nature, to the public, thus enabling them to seriously injure their health, and occasionally to gratify a suicidal tendency; and they respectfully beg to represent to His Majesty's Government the importance of including in the Bill now before Parliament a clause to safeguard the public and restrain the indiscriminate use of such potent and dangerous agents."

The following papers were read at the November and December Meetings :—

PAPERS.

Dr. Hurry	Vicious circles associated with disorders of digestion (1).
Dr. Stansfield	The sequelæ of vaccination.
Dr. Holden	Abnormal susceptibility to scarlet fever in mother and son.
Mr. Foster	Recurrent erysipelas.
Dr. Sharpe	General paralysis of the insane.
Dr. Abram	A case of veronal poisoning.

CONCLUSION.


In looking to the future the Society has good reason for encouragement. "The very distinguished position in medical science" assigned to it in 1864 is equally well deserved to-day, if the

(1) *Lancet*, 1908, ii., p. 1514.

Session Sixty-Eight

volume and quality of the work accomplished may be taken as a criterion. An association of over eighty practitioners of medicine, one and all cherishing a lofty ideal, must exercise no small influence for good. If its members, though differing on theological, political and social questions, are but united in the desire to advance the science of medicine and to maintain a high standard of professional conduct, the Reading Pathological Society must and will continue to flourish

in plurimos annos !



Asklepios,

in hexastyle temple,
with snake-encircled staff.



Appendix One.

The Presidents.

“Ἱατρὸς γὰρ φιλόσοφος ἰσόθεος.”

A.D. 1841-1850.

Dr. R. PRITCHARD SMITH. Mr. JOHN BULLEY.

A.D. 1851-3.

Dr. R. PRITCHARD SMITH. Mr. GEORGE MAY, F.R.C.S.

A.D. 1853-1868.

Dr. CHARLES COWAN. Mr. GEORGE MAY, F.R.C.S.

A.D. 1869-1879.

Dr. R. T. WOODHOUSE. Mr. GEORGE MAY, F.R.C.S.

A.D. 1879-1884.

Dr. EDWARD WELLS, F.R.C.P. Mr. GEORGE MAY, F.R.C.S.

A.D. 1884-5.

Dr. EDWARD WELLS, F.R.C.P.

A.D. 1885-6.

Mr. ISAAC HARRINSON, F.R.C.S.

A.D. 1886-7.

Mr. T. L. WALFORD.

A.D. 1887-8.

Mr. GEORGE MAY, Jun., F.R.C.S.

Appendix Two

A.D. 1888-90.

Dr. R. C. SHETTLE.

A.D. 1890-97.

Mr. O. C. MAURICE.

A.D. 1897-9.

Dr. H. H. PHILLIPS-CONN.

A.D. 1899-1901.

Mr. H. G. ARMSTRONG.

A.D. 1901-3.

Dr. C. W. MARRIOTT, M.R.C.P.

A.D. 1903-4.

Mr. O. C. MAURICE.

A.D. 1904-6.

Mr. J. HOPKINS WALTERS.

A.D. 1906-8.

Dr. W. J. MAURICE.

A.D. 1908-9.

Dr. J. B. HURRY.

Appendix Two.

The Readers of Retrospective Addresses.

De Societate bene meriti sunt.

1842 Dr. COWAN.

1843 Dr. WOODHOUSE.

1844 Mr. HARRINSON, F.R.C.S.

1845 Mr. T. L. WALFORD.

Reading Pathological Society.

- 1846 Mr. F. A. BULLEY, F.R.C.S.
- 1847 Dr. WELLS.
- 1848 Mr. C. VINES, F.R.C.S.
- 1849 Mr. W. B. YOUNG.
- 1850 Mr. C. H. GAMBLE.
- 1851 Mr. HENRY C. CURTIS.
- 1852 Mr. T. S. LITTLE.
- 1853 Mr. W. W. MOXHAY.
- 1854 Mr. G. MAY, F.R.C.S.
- 1855 Mr. G. D. BROWN.
- 1856 Dr. C. M. BURNETT.
- 1857 Dr. JOHN MCINTYRE.
- 1858 Mr. G. POUND.
- 1859 Mr. F. G. HARCOURT.
- 1860 Mr. NATHANIEL CRISP.
- 1861 Mr. O. C. MAURICE.
- 1862 Mr. SHEPPARD.
- 1863 Mr. H. COLLEY MARCH.
- 1864 Mr. F. WORKMAN.
- 1865 Mr. G. H. DAVIS.
- 1866 Mr. J. G. BARFORD.
- 1867 Mr. T. L. WALFORD, J.P.
- 1870 Dr. SHETTLE.
- 1871 Mr. W. A. S. ROYDS.
- 1872 Dr. SHEA.
- 1875 Mr. O. LOUSLEY.
- 1876 Dr. FRANCIS BATEMAN.
- 1877 Mr. H. G. ARMSTRONG.

Appendix Three

- 1878 Mr. WALTER L. NASH.
1880 Mr. J. H. WALTERS.
1881 Dr. D. NICOLSON.
1882 Mr. H. S. LITTLE.
1883 Mr. E. C. MONTGOMERY
1884 Dr. TENCH.
1885 Dr. DICKSON.
1886 Dr. W. J. MAURICE.
1887 Mr. SANSOM.
1888 Mr. G. MAY, F.R.C.S.
1889 Dr. SHETTLE.
1890 Dr. SHETTLE (1).
1891 Dr. HURRY (2).

In the following year the Retrospective Address was abandoned, its place being taken by the Annual Oration.

Appendix Three.

The Orators.

"Apollineo nomina digna choro."

- 1892 Mr. BERNARD PITT, The Surgery of the Veins.
F.R.C.S.
1893 Sir JONATHAN HUTCH- The Printing-press and the
INSON, F.R.S. Library in connection with
the Progress of Medicine.
-

(1) This Address was not Retrospective, but dealt with the subject of Hypnotism.

(2) This was a Jubilee Retrospect of fifty years.

Reading Pathological Society

- | | | |
|------|--|--|
| 1894 | Mr. THOMAS BRYANT,
F.R.C.S. | Some Subjects of Public and Professional Interest. |
| 1895 | Sir STEPHEN MAC-
KENZIE, F.R.C.P. | The Value of the Study of Dermatology in Relation to Medicine. |
| 1896 | Sir FREDERICK
TREVES, Bart. | The Surgery of the Peritoneum. |
| 1897 | Dr. PYE-SMITH,
F.R.S. | The Relation of Pathology to Therapeutics. |
| 1898 | Sir MALCOLM MORRIS. | The Use and Abuse of Internal Remedies in the Treatment of Skin Diseases. |
| 1899 | Dr. J. F. GOODHART,
F.R.C.P. | Acidity. |
| 1900 | Mr. J. BLAND-SUTTON,
F.R.C.S. | The Diagnosis and Treatment of Uterine Fibroids. |
| 1901 | Dr. DAWSON WIL-
LIAMS, F.R.C.P. | Therapeutic Institutions. |
| 1902 | Sir VICTOR HORSLEY,
F.R.S. | The Value of Anæsthesia as a Localizing and Differential Symptom in Injury and Diseases of the Central Nervous System. |
| 1903 | Dr. C. THEODORE
WILLIAMS, M.V.O.,
F.R.C.P. | The Sanatorium Treatment of Pulmonary Tuberculosis. |
| 1904 | Dr. P. J. FREYER. | Total Enucleation of the Prostate in Advanced Old Age. |
| 1905 | Mr. C. B. LOCK-
WOOD, F.R.C.S. | The Manner in which Malignant Disease spreads along the Axillary and Cervical Lymphatics, and its Surgical Treatment. |
| 1906 | Dr. W. S. COLMAN,
F.R.C.P. | The Influence of the Personal Equation of the Patient on the Course of Disease. |

Appendix Four

- 1907 Professor HOWARD The Forms of Evidence used
MARSH, F.R.C.S. in Surgical Diagnosis, with
Clinical Illustrations.
- 1908 Dr. F. W. ANDREWES, The Treatment of Infective
F.R.C.P. Conditions by Vaccines.

Floreat !

Appendix Four.

The Honorary Secretaries.

"Multorum benefactorum recordatio jucundissima est."

A.D. 1841-1842.

Mr. F. A. BULLEY, F.R.C.S. Dr. WOODHOUSE.

A.D. 1842-1859.

Dr. WOODHOUSE. Mr. ISAAC HARRINSON, F.R.C.S.

A.D. 1859-1864.

Dr. WOODHOUSE. Mr. W. B. YOUNG.

A.D. 1864-1883.

Mr. W. B. YOUNG. Mr. F. WORKMAN.

A.D. 1883-1886.

Dr. H. H. PHILLIPS (1). Mr. F. W. SUTTON.

A.D. 1886-1891.

Dr. H. H. PHILLIPS. Dr. H. F. BANHAM.

A.D. 1891-1893.

Dr. H. H. PHILLIPS. Dr. MOODY-WARD.

(1) Afterwards Dr. H. H. Phillips-Conn.

Reading Pathological Society

A.D. 1893-1894.

Dr. H. H. PHILLIPS.

Dr. W. J. MAURICE.

A.D. 1894-1897.

Dr. W. J. MAURICE.

Dr. L. M. GUILDING.

A.D. 1897-1898.

Dr. W. J. MAURICE.

Dr. GUILDING.

Dr. J. B. HURRY.

A.D. 1898-1904.

Dr. J. B. HURRY.

Dr. G. F. MURRELL.

A.D. 1904-1906.

Dr. G. F. MURRELL.

Dr. M. W. COLEMAN.

A.D. 1906-1908.

Dr. M. W. COLEMAN.

Mr. P. W. M. HOWSE, F.R.C.S

A.D. 1908.

Mr. N. B. CLOWES.

Dr. SECRETAN, F.R.C.S.

Appendix Five.

The Members.

"Homines antiqua virtute ac fide."

Honorary Members :

1903 BRYANT, THOMAS, F.R.C.S., 19, Fitzgeorge Avenue,
Kensington, W.

1903 GOODHART, JAMES F., M.D., F.R.C.P., 23, Portland
Place, London, W.

1903 HORSLEY, Sir VICTOR, 25, Cavendish Square, London, W.

1903 HUTCHINSON, Sir JONATHAN, F.R.S., 54, Gower Street,
London, W.C.

Appendix Five

- 1906 LOCKWOOD, C. B., F.R.C.S., 19, Upper Berkeley Street,
London, W.
- 1903 PHILLIPS-CONN, H. H., M.D. (1), Mount Ida, Water-
ford, Ireland.
- 1900 ROYDS, WM. ALEX. SLATER (2), St. Mary Bourne,
Andover, Hants.
- 1900 TREVES, Sir FREDERICK, Bart., Thatched House Lodge,
Kingston-on-Thames.
- 1904 WILLIAMS, CHARLES THEODORE, M.D., F.R.C.P., 2,
Upper Brook Street, Grosvenor Square, London, W.

Members :

- 1894 ABRAM, GEORGE STEWART, M.B., 106, London Road,
Reading.
- 1907 AHRENS, HENRY AUGUSTUS, Long Lodge, Basingstoke.
- 1874 ARMSTRONG, HENRY GEORGE, St. Enodoc, Crowthorne.
- 1905 ARNOLD, FRANCIS S., M.B., Hailey Sanatorium,
Wallingford, Oxon.
- 1888 ASHBY, ALFRED, M.B., F.R.C.S., Ashdene, Reading.
- 1909 BEATTON, GILBERT TAYLOR, M.D., Fontainebleau,
Caversham.
- 1907 BIRCH, CHARLES, Manor Cottage, Whitchurch.
- 1864 BROOKS, BRANSBY, Sonning, Reading.
- 1904 BROOKS, RICHARD PHILIP, F.R.C.S.E., 13, Bath Road,
Reading.

(1) Elected an Ordinary Member in 1869.

(2) Elected an Ordinary Member in 1868.

Reading Pathological Society

- 1905 CALDICOTT, CHARLES HOLT, Chobham, Surrey.
- 1907 CHEYNEY, GEORGE H., The Priory, Caversham.
- 1908 CLARKE, HENRY M., M.B., 58, London Street, Reading.
- 1893 CLOWES, NORTON BORROUGHS, Albion Place, London Road, Reading.
- 1900 COLEMAN, MAURICE WERE, M.D., Muttusmoor, Castle Street, Reading.
- 1908 COTTON, ROBERT HUGH, 114, Oxford Road, Reading.
- 1909 COX, FRANKLIN, Encombe Lodge, 163, King's Road, Reading.
- 1901 CROPP, EDWARD LYCETT, 101, Oxford Road, Reading.
- 1892 DEANE, EDWARD, Hailey, Caversham.
- 1883 DICKSON, JOHN DUNBAR, M.D., The Gables, Great Marlow.
- 1903 DUNN, EDWIN LINDSAY, M.B., County Asylum, Wallingford.
- 1890 EVANS, HERBERT LAVINGTON, M.B., Ropley, Goring.
- 1903 FIELDEN, EDWARD, M.B., Church Road, Bracknell.
- 1899 FOSBERY, WILLIAM HUBERT SALE, M.D., Fremington, Western Elms Avenue, Reading.
- 1895 FOSTER, WILLIAM JAMES, F.R.C.S., Bath Lodge, Oxford Road, Reading.
- 1886 FREEMAN, WILLIAM THOMAS, M.D., F.R.C.S., 30, Portland Place, London Road, Reading.
- 1907 GARSON, JOHN G., M.D., Moorcote Sanatorium, Eversley, Hants.
- 1887 GILFORD, HASTINGS, F.R.C.S., Norwood House, King's Road, Reading.

Appendix Five

- 1905 GILFORD, SIDNEY, M.B., 60, London Road, Reading.
- 1885 GUILDING, LANSDOWN MURRAY, Worcester House,
Queen's Road, Reading.
- 1895 HAWES, GODFREY CHARLES BROWNE, Pangbourne.
- 1895 HAWKINS, FRANCIS HENRY, M.D., M.R.C.P., 73, London
Street, Reading.
- 1864 HAYES, HAWKESLEY ROCHE, Highfield, Basingstoke.
- 1893 HOLDEN, GEORGE HERBERT ROSE, M.D., 168, Castle
Street, Reading.
- 1901 HOPE, WALTER BAYARD, Church Street, Caversham.
- 1902 HOSFORD, BENJAMIN BULLEN, M.B., Glenmore, Tile-
hurst.
The House Surgeon, House Physician, and Assistant
Medical Officer, *ex officio*, Royal Berks Hospital,
Reading.
- 1900 HOWSE, PERCY W. McDOWALL, F.R.C.S., 17, Castle
Street, Reading.
- 1909 HUMPHRY, ROBERT ERNEST, 1, Craven Road, Reading.
- 1885 HURRY, JAMIESON BOYD, M.D., Abbotsbrook, Reading.
- 1902 JONES, PHILIP NAPIER, Crowthorne, Berks.
- 1899 JOY, NORMAN H., Thurlestone, Bradfield.
- 1900 KING, RICHARD HENRY, Twyford.
- 1905 LANGLEY, WM. JOHNSON, Kiln House, Tadley, Basing-
stoke.
- 1904 LANGMORE, HERBERT RICHARD, M.B., The Red House,
Aston Tirrold, Wallingford.

Reading Pathological Society

- 1907 LEEDS, CHARLES G. S., M.D., Murrayfield, King's Road, Reading.
- 1891 MAJOR, ARTHUR CUNDELL, 9, Eldon Square, Reading.
- 1892 MARRIOTT, CHARLES WILLIAM, M.D., M.R.C.P., Aubrey House, Bath Road, Reading.
- 1884 MAURICE, WILLIAM JAMES, M.B., Brooklyn, Kendrick Road, Reading.
- 1905 MCCREA, H. MORLAND, M.B., Gaunt Cottage, Wargrave, Berks.
- 1905 MCCREA, JOHN, M.B., Lisna, Wargrave, Berks.
- 1904 MEADE, FRANK ELLIOT, 106, London Street, Reading.
- 1896 MOORE, THOMAS GEORGE JAMES, 117, Oxford Road, Reading.
- 1902 MURDOCH, JAMES W. AITKEN, M.B., Berkshire Asylum, Wallingford.
- 1896 MURRELL, GEORGE FREDERICK, M.B., Blenheim Lodge, London Road, Reading.
- 1903 NELSON, WILLIAM BREMNER, 23, St. Mary's Street, Wallingford.
- 1904 ORD, GEORGE RICE, Eastlands, Basingstoke.
- 1901 PARFITT, JOHN BRODRIBB, Farleigh House, 179, King's Road, Reading.
- 1897 PATERSON, ALEX. GORDON, M.B., South Lodge, Ascot.
- 1908 PEAKE, ARTHUR EDWARD, Northleigh, Henley-on-Thames.
- 1885 PRICE, JOHN ALFRED PARRY, M.D., 124, Castle Street, Reading.
- 1893 RITSON, ROBERT, Blandford House, Hamilton Road, Reading.

Appendix Five

- 1892 ROALFE-COX, WALTER JOHN, The Laurels, Mortimer.
- 1885 ROBERTS, ARTHUR, F.R.C.S.E., 76, London Street, Reading.
- 1901 ROBINSON, WILLIAM E., M.D., The White House, Sonning.
- 1901 ROWLAND, EDWARD WALTON S., Western Elms Lodge, Reading.
- 1881 RUSSELL, JAMES, M.D., The Cedars, Sandhurst.
- 1904 SECRETAN, W. B., M.B., F.R.C.S., Redlands Road, Reading.
- 1908 SHARPE, SAMUEL HOWARD, M.D., The Elms, Goring.
- 1899 STANSFIELD, FREDERICK WILSON, M.D., 120, Oxford Road, Reading.
- 1893 STOKES, FRANCIS A., Church Square, Basingstoke.
- 1904 SUSMANN, WALTER JAMES, M.B., Erchfont, Henley-on-Thames.
- 1896 THOMSON, WILLIAM ARNOLD URQUHART, F.R.C.S.I., Castle Hill, Maidenhead.
- 1903 TREWMAN, Lieut.-Col. GEORGE T., M.B., 158, Castle Hill, Reading.
- 1905 UNDERHILL, FRANCIS W., F.R.C.S.E., Heckfield, Winchfield, Hampshire.
- 1902 WAINWRIGHT, WILLIAM LONGWORTH, M.B., Upton Lodge, Henley-on-Thames.
- 1870 WALKER, JAMES FREDERICK, Elm Lodge, Swallowfield.
- 1878 WALTERS, JAMES HOPKINS, Angus Lodge, Bath Road, Reading.

Reading Pathological Society

- 1892 WARD, ERNEST, Milton Cottage, Wokingham.
1893 WHITCOMBE, WILLIAM SANDFORD, M.D., Aldermaston.
1907 WHITELOCKE, RICHARD H. A., M.D., F.R.C.S., St.
Giles Gate, Oxford.
1907 WILDRIDGE, CHARLES M., M.B., Sunningdale.
1907 WOODBURN, WILLIAM YOUNG, M.D., Theale.
1897 WOOLDRIDGE, ARTHUR TYLEE, Ellastone, Camberley.
1899 YOUNG, FREDERICK CHARLES, M.B., Meadowside,
Twyford.
-

Appendix Six.

The Library.

"The true University of these days is a collection of books."—
CARLYLE.

THE Medical Library, which the Society controls by means of a Library Committee, has rendered invaluable services to the profession in Reading, by placing within its reach all that is best in medical literature. Thanks to the enlightened policy of the Governors of the Royal Berkshire Hospital, the volumes are well housed in the same handsome hall in which are held the meetings of the Society, and adjoining the Pathological Museum.

The origin of the Library dates back to the year 1824, when the Reading Medico-Chirurgical Society was founded, and this Society flourished side by side with the Pathological Society until 1899, when they entered into wedlock. The Library forms a noble collection of medical works, which are available for purposes of research and can be borrowed for the requirements of every-day practice, the Society enjoying "open access" at all times, Sundays included. Nor, happily, is the Library closed for a month

Appendix Six

every year, as alas ! is still customary in the leading medical libraries of the Metropolis.

On the well-arranged shelves may be found many of the Classics of Medicine, rare and costly, *e.g.*, the "Opera Spigelii" in folio (1645), illustrated by fine woodcuts (presented by Mr. Charles Vines) ; Van Swieten's "Commentaries" (1744) ; Morgagni's "Seats and Causes of Diseases," tr. by Alexander (1769), and presented by Mr. May ; "The Day Book of the Court Apothecary to King William and Mary" (1691) ; "The Works of Matthew Baillie," ed. by Wardrop (1825) ; James's "Medicinal Dictionary" in folio (1743-5) ; William Hunter's "Gravid Uterus" (1815) ; Smellie's "Works" (1754-64), presented by Dr. Woodhouse ; Quain's "Anatomical Plates," presented by Mr. G. May ; Sir Astley Cooper's "Works," and many other treasures in which the bibliophile delights.

To another section belong the *Transactions* of the Royal Medical and Chirurgical Society, of the Pathological Society of London, the New Sydenham and other Societies ; the Reports of St. Bartholomew's, Guy's, St. Thomas's and other Hospitals ; the *Lancet*, the *British Medical* and other Journals ; and the Reports of various Royal Commissions. Special cases are constructed to hold large Plates, such as Boisragon's "Illustrations of Osteology," Elliotson's "Diseases of the Heart," William Cheselden's "Plates of Bones" (1817), Swan's "Nerves of the Human Body" (1830), Tilbury Fox's "Atlas of Skin Diseases," Wilson Fox's "Pathological Anatomy of the Lungs," Crocker's "Atlas of Skin Diseases," Jacobi's "Dermochromes," &c.

A pleasing feature is the presence on the shelves of various volumes bearing the names of members of the Society, *e.g.*, Cowan's translation of Louis on "Phthisis" ; May's Report on the Surgical Patients, Royal Berkshire Hospital, 1839-45 ; Vines's "Analogy between Ophthalmia and other Diseases" ; Price's Edition of Hoblyn's "Dictionary" ; Barford's "Guide to the M.D.(Brux.) Examination" ; Hurry's translation of Spiegelberg's "Midwifery," "District Nursing on a Provident Basis," and "Reading Abbey" ; Shettle's "Origin of Matter and Force."

Reading Pathological Society

There are also two volumes (JAL 5, X 71) made up of Reprints of articles contributed by members to the Medical Journals, and various Reports and Transactions of the Reading Pathological Society.

The Library possesses the leading Systems of Medicine, Surgery and Midwifery, and the principal Text-books dealing with every department of medicine, and so keen is the demand for recent information that important works are procured as soon after publication as possible. In addition to professional literature there are also provided the "Encyclopædia Britannica," and various works on general Science, such as Microscopy, Zoology, Physics and Chemistry.

In the Library are preserved two Albums, one presented by Mr. G. May in 1877, and the other by Dr. H. H. Phillips-Conn in 1898, containing a collection of photographs of members. Here also is the Obligation Book and Roll of Members, with a complete list of the members from the foundation of the Society.

The Library, containing about 3,000 volumes, has been gradually brought to its present condition by the generosity and ungrudging service of many helpers, the fruit of whose labours the members are now enjoying.

Hanging in the entrance hall are a series of portraits, representing in some cases eminent surgeons or physicians, in others distinguished members of the Society. A list will be found in Appendix VIII.

The post of Hon. Librarian is at present held by Dr. Francis Hawkins, who is about to signalize his term of office by a revised Catalogue, superseding the previous edition, which was edited by Dr. Price.

Appendix Seven.

The Pathological Museum.

"A Library and a Museum are twin Institutions, having for their common aim the advance of knowledge."—J. HUTCHINSON.

THE possession of a Museum is almost as important to a progressive Medical Society as is a Library, and the Reading Pathological Society has been fortunate in enjoying both these advantages. The Museum dates from the formation of the Society in 1841, and has been built up by the unobtrusive self-sacrificing devotion of many workers, such as Mr. James Dunn, Mr. Fernie, Dr. Woodhouse, Mr. W. A. S. Royds, Mr. Hastings Gilford, and others.

Soon after the opening of the Museum a book was presented by the Hospital Authorities to enable each member to write a "detailed history of the specimens he may present, as much of the interest in them consisted of the description and history." This book was in due course superseded by the present Catalogue, to which readers are referred for detailed descriptions. Some specimens have a historic interest, recalling the date when operations were first introduced into surgery. Others illustrate the most recent advances of pathology, and have formed the basis of original papers.

The first gift to the Museum consisted of a case of Urinary Calculi, presented on September 7, 1841, by Mr. May, who pointed out that one calculus had an apple-pip as its nucleus, and described its mode of origin. Another calculus was of interest through having undergone spontaneous fracture within the bladder. A second valuable series of specimens was presented in 1855 by Dr. Burnett, numbered and catalogued. A third series of preparations illustrates diseases of the heart, and has been presented by Dr. Hawkins.

The present Hon. Curator is Dr. H. M. Clarke, under whose supervision the Museum is being brought into a high state of efficiency.

Reading Pathological Society

The contents of the Museum are arranged under the following heads :—

- (A) Diseases of the Circulation.
- (B) Diseases of the Organs of Respiration.
- (C) Diseases of the Nervous System.
- (D) Diseases of the Alimentary System.
- (E) Diseases of the Urinary Organs.
- (F) Diseases of the Genital Organs.
- (G) Tumours.
- (H) Diseases and Injuries of the Osseous System.
- (I) Casts and Models.
- (K) Miscellanea.
- (L) Biliary and Intestinal Calculi.
- (M) Urinary Calculi.

A few of the rarer specimens may be alluded to :—

Defective ventricular septum and pulmonary artery (1) (A 7)	Dr. Woodhouse.
Ossification of the coronary arteries (A 8)		Dr. Burnett.
Extreme fatty degeneration of heart (A 9)		Mr. Harrinson.
Aneurysm of the left ventricle (2) (A 29)		Mr. T. L. Walford.
Calcification of the aortic valves (A 38)...		Dr. Noott.
Malignant disease of the lung (B 11)	...	Dr. Burnett.
Diphtheritic cast of the trachea (B 15)...		Dr. Secretan.
Tumour of the posterior mediastinum (B 14)	Dr. Cowan.
Large cyst of the arachnoid (C 2)	...	Dr. Burnett.
Ossification of the falx cerebri (C 3)	...	Dr. Burnett.
Carcinoma of the brain (C 5)	Dr. Reed.

(1) "Minutes," vol. iii., p. 187 sq.

(2) "Minutes," vol. v., p. 283.

Appendix Seven

Acute splenic leukæmia in which death resulted from multiple cerebral hæmorrhages one week after onset of symptoms. Brain (C 6) ; spleen (D 41) ...	Mr. H. Gilford.
A ball of hair, weighing 26 oz., exactly the mould of the inside of the stomach, taken from a woman who from childhood had been accustomed to eat her hair (3) (D 8)	Mr. G. May.
Multiple intestinal polypi (D 39).	
Cancer of the pancreas (D 40)	Mr. H. Gilford.
Fibrous stricture of the large intestine (D 43).	
Tænia vulgaris expelled after the use of colchicum (4)	Dr. Bradshaw.
Carcinoma of the vermiform appendix (D 44)	Dr. Marriott.
Calculus in the ureter causing complete obstruction (E 11)	Dr. Wells.
Kidney from a child, aged 1 month, who died suddenly as the result of chronic Bright's disease of "adolescent" type (E 14)	Dr. Murrell.
Enlarged prostate removed by operation in 1903 (E 17)	Mr. Walters.
Bony and fibrous tumour of the uterus (F 5)	Mr. F. A. Bulley.
Vesico-uterine fistula (F 6)	Mr. Harrinson.
Ovarian cyst removed in 1870 (F 33) ...	Mr. O. C. Maurice.
Extra- and intra-uterine foætation (F 49)	Dr. Guilding.
Uterine myoma, weighing 19lb. (F 50)...	Mr. H. Gilford.
Vaginal fibroids (F 53)	Dr. W. J. Maurice.

(3) *Assoc. Med. J.*, 1855, p. 1147 ; *Lancet*, 1903, ii., p. 1606.

(4) "Minutes," vol. 1., p. 145.

Reading Pathological Society

- Uterus torn from its attachments immediately after delivery (F 58) ... Dr. Coleman.
- Uterus with carcinoma of both ovaries ; secondary growth in the kidney (F 58).
- Ovarian dermoid (F 67).
- Primary sarcoma of both ovaries (F 69)... Dr. W. J. Maurice.
- Bifid uterus (F 70).
- Lenticular renal calculi removed from a lunatic ... Mr. J. H. Douty.
- Primary endothelioma of both carotid bodies (5) (G 14) ... Mr. H. Gilford.
- Sarcoma of the thumb following a sheep's bite (G 15).
- Lymph glands in Hodgkin's disease, with specimen of milky fluid from the peritoneum (G 16) ... Mr. H. Gilford.
- Giant hand (G 16)... Mr. O. C. Maurice.
- Half of an intestinal calculus of a horse which weighed 15lb. when entire (6) (L 1) Mr. J. Taylor.

There are also series of biliary, renal, vesical and urethral calculi. Amongst the bodies removed from the bladder are a shoe-string (7) and the bristle from a bass broom.

A collection of histological sections, many of them illustrating morbid specimens, is also kept in the Museum for reference.

Lastly must be mentioned a collection of casts, wax models and various illustrations, including a unique series of photographs of ateleiosis and progeria, to which Mr. H. Gilford has drawn the attention of the profession (8).

(5) *Practitioner*, 1904.

(6) "Minutes," vol. ii., pp. 125, 141, 154.

(7) Minutes," vol. v., p. 79.

(8) *Medico-Chirurgical Transactions*, 1897, 1902.

Appendix Eight

Appendix Eight.

The Portrait Gallery.

"Historical portrait galleries far transcend in worth all other kinds of national collections of pictures whatever."—CARLYLE.

SIR ASTLEY COOPER, BART.

Presented by Mr. May, September 6, 1842.

DR. JOHN CONNOLLY.

Presented by Mr. May, August 7, 1852.

MR. GEORGE MAY (1).

Purchased by subscription, July 16, 1867.

DR. CHARLES COWAN (1).

Purchased by subscription, July 16, 1867.

DR. WOODHOUSE (1.)

Purchased by subscription, November 5, 1873.

DR. R. PRITCHARD SMITH (1).

Presented by Mr. M. Smith, November 25, 1874.

SIR WILLIAM FERGUSON.

Presented by Mr. May, February 28, 1877.

JOHN HUNTER.

Presented by Dr. Woodhouse, May 30, 1877.

JOHN ABERNETHY.

Presented by Mr. G. W. Edginton, October 31, 1877.

DR. WELLS (1).

Purchased by subscription, March 24, 1886.

(1) President, Reading Pathological Society.

Reading Pathological Society

MR. MOXHAY (2).

Purchased by subscription, March 24, 1886.

MR. ISAAC HARRINSON (3).

Presented by Dr. Swallow, July 25, 1888.

MR. T. L. WALFORD, J.P. (3).

Purchased by subscription, April 10, 1895.

MR. O. C. MAURICE (3).

Purchased by subscription, June 2, 1898.

THE LEADERS OF MEDICINE AND SURGERY IN 1876.

Presented by Mr. G. May, April 7, 1899.

HENRY VIII. GRANTING A CHARTER TO THE BARBER
SURGEONS OF LONDON (4).

DR. J. MATTHEWS DUNCAN.

Presented by Dr. Hurry, December 10, 1908.

THE ASTON KEY MEDICAL CLUB (5).

Presented by Mr. G. May, December 10, 1908.

.

(2) Surgeon, Royal Berkshire Hospital.

(3) President, Reading Pathological Society.

(4) This fine engraving is after the painting by Holbein, in which the kneeling skull-capped barber-chirurgeons receive the ancient privileges of the pole and ribbon. Cf. Smith, "Craft of Surgery in England," p. 90.

(5) A group of Reading medical practitioners of forty years ago.



Index. ⁽¹⁾

A		ALBUMS of Portraits . . .	156
ABERNETHY, John . . .	70, 161	ALCOHOL, Medical Declaration	
ABORTION, Induction of . . .	58	on . . .	63
ABRAM, Dr. G. S. . . .	105, 107,	„ Use of . . .	69
	115, &c.	ALLOTROPISM in Disease . . .	81
ACCOUCHEUR'S Hands, Cleans-		AMALGAMATION of Two Socie-	
ing of	85	ties	113, 114, 117
ACETIC Acid in the Treatment		ANÆMIA lymphatica . . .	45
of Cancer	56	ANÆSTHESIA as localizing	
ACIDITY, Oration on . . .	115	Symptom	124
ACONITE, supposed Poisoning		„ by Chloroform . . .	21
by	47	„ by Ether	19
ACROMEGALY	98, 112, 128	ANDREWES, Dr. F. W. . .	138
ADDISON'S Disease of Supra-		ANENCEPHALOUS Fœtus . . .	43,
renals	42, 132		52, 92
„ Keloid	103	ANEURYSM	9, 12, 20, 23, &c.
ADDRESSES, Readers of Retro-		ANGINA Pectoris	68
spective	143	ANGIO-NEUROTIC Œdema . . .	130
ÆSCULAPIUS, Figure of . . .	1	ANNUAL Business Meeting . . .	123
AFTERNOON Meetings . . .	76, 134	„ Dinner	29, 30, &c.
AIR in the Heart	10, 54	<i>Annus mirabilis</i>	21
„ in uterine Sinuses . . .	37	ANTHRAX	105
ALBINO Children	20	ANTIMONY, Poisoning by . . .	31
ALBUM of Autographs . . .	75, 115,	ANTISEPTIC System, The . . .	6, 55,
	117		127

(1) Only the more important Contributions have been indexed.

Reading Pathological Society

ANTISTREPTOCOCCUS Serum		AURICULAR Appendages, super-	
	118, 125	numerary	109
ANUS, imperforate . .	76	AUTOGRAPHS, medical	75, 115, 117
AORTA, Disease of the . .	45, 46, &c.	AUTOPSIES	32, 43, 62
APHASIA following Scarlet		AVULSION of a Rib . .	37
Fever	74	„ of the Uterus . .	83, 125
APPENDICES	142		
APPENDIX vermiformis, the		B	
	121, 132, 133	BACTERIOLOGY	78, 84, 106, 109, 112, 117
ARACHNITIS	12	BALLOT, postal	134
ARCHDUKE, Treatment of an	53	BANHAM, Dr. H. F. . .	83, 86, &c.
ARMSTRONG, Mr. H. G. . .	67, 71, 78, 104, &c.	BARBER Surgeons of London, The	162
ARNOLD, Dr. F. S. . .	133	BARFORD, Dr. A. M. . .	155
ARSENIC, Poisoning by . .	13, 44, 47	BARFORD, Mr. J. G. . .	51, 80, 101, &c.
ARTHRITIS deformans . .	137	BATEMAN, Dr. F. . . .	129
ARTIFICIAL Respiration . .	36, 46, 47	BAY Leaves, Poisoning by	49
ASCARIS lumbricoides . .	43	BEACONSFIELD, The Earl of	74
ASHBY, Dr. A. . . .	100, 107, &c.	BEAUCLERC, Henry . . .	1
ASKLEPIOS, Coins of . .	xi., 1, 141	BELLADONNA Poisoning	116
ASPERGILLUS flavescens . .	89	BEQUEST by Mrs. Bradshaw	51
ASTON Key Club, The . .	49, 162	BEZOAR from Horse . .	16, 87
ASTRAGALUS, Dislocation of the	68	BIFID Uterus	58, 126
ASYLUMS, Visits to Lunatic	110, 126	BILHARZIA hæmatobia . .	130
ATELECTASIS of the Lungs	35, 52	BILIARY Calculus . . .	42, 54, &c.
ATELEIOSIS	120, 160	BI-ULNAR Paralysis . .	131
ATTENDANCE at Meetings	29, 42, 49	BLACK Urine	54
		BLACKWATER Fever . .	116, 117
		BLADDER, Bristle from Broom in	160
		„ Calculi from the . .	10, 42, 48, 99, 160

Index

- BLADDER, Disease of the 26, 28, &c.
 „ Exfoliation of Mucosa of 74, 113
 „ Exstrophy of the 10
 „ Shoe-string removed from the 50, 160
- BLAKE, Mr. J. H., on Water-supply . . . 90
- BLAND-SUTTON, Mr. J. . 118
- BLEEDING . . 9, 11, 24, 25
- BONES, Disease of the 16, 23, &c.
- Books published by Members of the Society 155
 „ Purchase of 27, 45, 52, 53
- BRADSHAW, Dr. W. W. 12, 50, 51, *Fig. iii.*
- BRAIN, Disease of the . 22, 38, &c.
- BREAD, a new Kind of . 43
- BRISTLE of Broom in Bladder 89
- BRITISH Med. Assoc. (Reading Branch) . . . 35, 38
- BROADMOOR, Visit to . 110
- BRONCHIECTASIS . . 112
- BRONCHITIS . . . 52
- BRONCHOCELE, fatal . 87, 77
- BROOKS, Mr. R. P. . 130, 132, &c.
- BRYANT, Mr. T. . 102, 125
- BUCHANAN, Dr. . . 92
- BULLEY, Mr. F. A. 17, 19, 77, 83, 159, *Fig. vii.*
- BULLEY, Mr. J. . 25, *Fig. ii.*
- BUPHTHALMOS . . . 132
- BURN, Deformity caused by 11
- BURN, Treatment of a . 20
- BURNETT, Dr. C. M. 32, 157
- ### C
- CÆCUM, Perforation of the 50, 63, 70
- CÆSAREAN Section . 13
- CALCULI, biliary . 42, 54, &c.
 „ vesical . 10, 42, 48, 99, 160
- CALCULUS in each Kidney 66
 „ tonsillary 127, 128
- CANCER . 10, 16, 20, &c.
 „ Address on . 131
- CANVASSING for Appointments 84
- CARBOLIC Acid, Use of . 55, 56, 83
- CASTS . 11, 13, 21, 83, 160
- CATALOGUE of Library . 123, 136, 156
- CEMETERY, Monument to Dr. Cowan in . . . 58
- CERVICAL Rib . . 137
- CHAIR, Gift of presidential 138
- CHARCOT, Dr. J. M. . 75
- CHERRY-STONES causing Perforation . . . 14
- CHIDELL, Dr. C. . . 122
- CHILTERN Sanatorium, Visit to the . . . 133
- CHLOROFORM, Discovery of 21

Reading Pathological Society

CHLOROFORM, Poisoning by	56, 78	CONSTIPATION, treated by Gal-	vanism 81
CHOLERA 22, 24, 30, 31, 56		CONSULTATION Fees 61	
CHOLESTEATOMA 37, 89		CONTAGIOUS Diseases Acts, the	55
CHOREA 89		CONVULSIONS, puerperal 24, 56,	62, 81
CHOROIDITIS 91		COOPER, Sir Astley 11, 161	
CIRCLES, vicious, in Medicine	134, 135, 137, 140	CORONER, the Borough 59	
CLARKE, Dr. H. M. 157		COWAN, Dr. C. 2, 8, 57, 64,	&c., <i>Fig. v.</i>
CLASSICS of Medicine, some	155	COX, Mr. R. 119	
CLINICAL Meetings 117, 121,	124, &c.	CRANIOTOMY, Case of 71	
„ Thermometry 6, 54		CRETINISM, sporadic 109	
CLITORIS, Growth from the 36		CROCHET Hook in Urethra 78	
„ Removal of the 52		CROPP, Mr. E. L. 129, 137, &c.	
CLOACA, Child with common	110	CURATOR, the Museum 3, 4,	64, 157
CLOWES, Mr. N. B. 99, 109,	&c.	CURETTE for Adenoids, new	133
CLOWES's Surgery 88		CYCLOPLEGIA 126	
COCAINE, Use of . 83, 88, 105		D	
COINS of Asklepios xi., 1, 141		DEANE, Mr. E. 89	
COLEMAN, Dr. M. W. 121, 125,	&c.	DEATH caused by Fish-bone 67	
COLITIS 105		„ during Parturition 10	
COLLIER, Dr. W. 100, 102, &c.		„ Tendencies in Reading	86
COLMAN, Dr. W. S. 135		DEFORMITIES 11, 12, 13	
COLON, Injury to 40, 58		DENTISTS, unqualified 109	
COLOTOMY 83, 91, 103		DENTURE, Vulcanite, causing	Poisoning 47
COMA, diabetic 85		DEVELOPMENT, abnormal 107,	121
„ hysterical 52		DIABETES 12, 85	
COMMITTEE, Executive . 108			
CONCEALED Hæmorrhage 60			
CONNOLLY, Portrait of Dr. 27,	161		

Index

DICKSON, Dr. J. D.	81, 93, &c.
DIGITALIS, Use of in Dropsy	16
DINNERS of the Society	29, 30, 39, 94, 100
DIPHThERIA	42, 98, 131, 137
DIRECTORY, first medical	15
DISINFECTION . . .	102
DISLOCATIONS . . .	14, 74, &c.
DISPENSARIES, self-supporting	26
DISPENSARY, the Reading	16, 49
DOLL's Arm in the Trachea	81
DOUBLE-HEADED Infant	63
DOUTY, Mr. J. H. . . .	160
DOYNE, Mr. R. W.	98, 105, &c.
DRAGS, Provision of . . .	37
DRAINAGE of Reading, the	53, 54, 72
DRAPERS' Shops, young Women in	68
DRAWINGS, Portfolio of	20, 23, 41
DROPSY, Digitalis in . . .	16
DROWNING, Resuscitation after,	36, 46
DRUMMOND-MORRISON'S Method of Treatment	135
"DRUNK or dying" . . .	70
DUBLIN Pathological Society, the	7
DUNCAN, Dr. J. M.	139, 162
DUNN, Dr. E. L. . . .	128, 133
DUNN, Mr. J.	3, 157
DUODENUM, perforating Ulcer of the	54
DUPUYTREN's Contraction	137
DWARFDOM	107
DYSMENORRHŒA	20
DYSPAREUNIA	88
DYSPHAGIA due to Fracture of Styloid Process	40
DYSTOCIA caused by enlarged Abdomen	42
,, caused by pelvic Deformity	46
E	
EAR, Disease of the . . .	84
ECLAMPSIA	121, 135
ECTOPIA Vesicæ	128
ECZEMA	118
EDGINTON, Mr. G. W. . .	70
EDMUNDS, Christiana . .	62
ELM Bark, slippery . . .	108
EMBOLISM of the brachial Artery	46, 72
EMPHYSEMA after Measles	29
ENDOCARDITIS, malignant	100
ENDOTHELIOOMA of the carotid Bodies	136
ENEMATAs Rashes	105
ENURESIS, Treatment of	130
EPIDEMICS at Reading	22, 24, 59, 92, 97, 100, 131
EPILEPSY	22, 88, 109
EPITHELIOOMA	74, 96, 121, &c.
ERASURE of Names of Mem- bers	42
ETHER, Anæsthesia by . .	14
EUCALYPTUS, Poisoning by	98

Reading Pathological Society

EULOGY of the Society	48	FÆTATION, Extra-uterine	35, 68, 118
EVIDENCE in surgical Dia- gnosis	137	FÆTUS, anencephalous	43, 52, 92
EVOLUTION of Fœtus, spon- taneous	85	FORBES, Dr.	28
EXCISION of the Knee-joint	61	FOREIGN Bodies	6, 50, 60, 67, 69, 70, 74, 81, 89, 129, 131
EXCURSIONS	110, 119, 122, 126, 133	FOSBERY, Dr. W. H. S.	116, 118, &c.
EXECUTIVE Committee, Ap- pointment of	108	FOSTER, Mr. W. J.	122, 124, &c.
EXFOLIATION of vesical Mu- cosa	74, 113	FOUNDATION of the Society	1, 2
EXPULSION of obnoxious Mem- ber	47	FOURTH Disease, the	123
EXSTROPHY of the Bladder	110	FRACTURES	9, 20, 56, &c.
EXTRA-UTERINE Fœtation	35, 68, 118	FRAGILITAS Ossium	31, 136
F		FREEMAN, Dr. W. T.	100, 109, &c.
FARR, William	75	FREYER, Dr. P. J.	129
FAUCES, Occlusion of the	113, 119	FRONTAL Bone, Fracture of the	71
FEES, medical	51, 61	FRONTAL Sinus, Illumination of the	133
FEMALE Practitioners	117, 139	FUNGUS Hæmatodes	4, 16, 26, 42
FERGUSSON, Sir William	69, 161	G	
FERNIE, Mr.	157	GALL, Dr.	12
FERRET, Bite of	28	GALL-STONES	42, 54, &c.
FESTIVAL, the Jubilee	94, 97	GALLERY, the Portrait	161
FILARIA sanguinis hominis	89	GALLIC Acid causing black Urine	54
FISH-BONE causing Death	67	GALVANISM in Chloroform Poisoning	56
FISTULA, Vesico-intestinal	43	„ in Constipation	81
„ Vesico-uterine	10, 38	GANGRENE	31, 38, 72
FITZMAURICE, Lord Edmund	95	GARD, Sarah	44
		GARSON, Dr. J. G.	135, 137, &c.
		GASTRIC Fever, Epidemic of	59

Index

GASTRIC Ulcer 20, 50, 56, 79,
102, 103, 108, 116
GASTRORRHAPHY, successful,
100, 104, 105
GAY, Mr. John . . . 30
GENERAL Medical Council, the
99
GENERAL Paralysis of the In-
sane 140
GERMAN Measles, Epidemic of
75
GIFTS to the Society 21, 27, 36,
69, 70, 155, 157, 161, 162
GIGANTISM 119
GILFORD, Dr. S. . . . 136
,, Mr. H. 98, 100, 120,
&c.
GIN, Poisoning by . . . 13
GLASS Rod in the Urethra 74
GLAUCOMA 89
GLIOMA of the Brain 76, 105
GLOSSITIS exfoliativa . . 118
GODLEE, Mr. R. J. . . . 50
GOODHART, Dr. J. F. 115, 125
GRAHAM, Sir James . . . 15
GRAVES's Disease and Rheu-
matism 135
GREEN, Dr. Hennis . . . 9
GRUNDY's Method of Warming
104
GUILDING, Dr. L. M. 87, 109,
&c.
GUNSHOT Wound, Cases of 23,
72, 77, 116
GYNÆCOLOGY, Use of Speculum
in 26

H

HÆMORRHAGE, concealed 60
,, uterine . . . 44
HAIR in the Stomach 32, 33,
159
HALL, Dr. Marshall . . . 36
HANDS of Accoucheur, how
cleansed 85
HARRINSON, Isaac 15, 34, 87,
&c., *Fig. ix.*
HAVELL, Mr. C. R., Drawings
by 20, 23, 41
HAWES, Mr. G. C. B. 121, 130,
&c.
HAWKINS, Dr. F. H. 112, 113,
137, &c.
HAYES, Mr. H. R. 76, 88, 115
HEALTH of Reading . . . 17
HEART, Affections of the 10,
16, &c.
HELLEBORE, Poisoning by 72
HENRY VIII., Portrait of 162
HEREDITARY Œdema . . . 123
HERMAPHRODITE, Case of 132
HERNIA 37, 40, 44, 70, 77, 94,
112
HERNIOTOMY 31
HISTOLOGICAL Sections 19, 160
HISTORY of the Society 1, 8
HODGKIN's Disease . . . 100
HOLBEIN, Engraving after 162
HOLDEN, Dr. G. H. R. 109,
112, &c.
HOMŒOPATHY 74, 103

Reading Pathological Society

HONORARY Members	114, 117, 125, 127, 148	HYSTERECTOMY .	101, 121
„ Secretaries, List of	147	HYSTERICAL Coma .	52
HOOPING Cough . . .	9	I	
HOPE, Mr. W. B.	123, 124, &c.	ILEUM, Diverticulum of the	66
HORNET, Death from Sting of a	67	„ Rupture of the .	37
HORSLEY, Sir Victor .	124, 125	ILLEGAL Operation, Case of	108
HOSPITAL, an Isolation .	67	„ Practice . . .	28
„ Royal Berkshire	2, 5, 13, 15, &c.	INDIGESTION, Treatment of	42
HOURL-GLASS Stomach	124, 130	INFECTIOUS Disease in Child- hood	68
HOUSE Surgeon, Duties of the	34	INFLUENZA, Epidemic of	92, 97
HOWELL, Mr. . . .	59	INNOMINATE Artery, Ligature of the	9
HUMORALISTS . . .	4, 27, 34	INSTRUMENTS, new	19, 39, 83, 86, 133
HUMPHRY, Sir G. M. .	94, 95	INTESTINAL Calculus of Horse	160
HUNTER, John . . .	69, 161	„ Concretion	25
HURRY, Dr. J. B.	96, 134, &c.	INTESTINES, Disease of the	14, 16, &c.
HUTCHINSON, Sir Jonathan	100, 125	„ Protrusion of, through Um- bilicus . . .	91
HYDATID Disease	4, 11, 40, 58, 67, 70, 128	INTUSSUSCEPTION	81, 85, 109
„ Meaning of . . .	4	INVERSION of the Uterus	52, 56
HYDROCEPHALUS	23, 43, 89, 91	ISAACS, Mr. RUFUS .	139
HYDRONEPHROSIS . .	96	ISOLATION Hospital at Reading	67
HYDROPHOBIA . . .	29	J	
HYDRORRHŒA Gravidarum	37, 89	JAUNDICE	33, 89
HYMEN, Parturition with intact	62	JENNER and Small-pox	45
„ Twins with unruptured	86	JESTON, Mr. T. W. .	86
HYPERIDROSIS . . .	74	JOURNALS, the Medical	8, 9, 134
HYPNOTISM	93, 145	JOY, Mr. N. H. . . .	137

Index

- | | |
|--|---|
| <p>JUBILEE Nurses, the . . . 73</p> <p>„ of the Society, the . . . 94, 97</p> <p style="text-align: center;">K</p> <p>KELOID, Addison's . . . 103</p> <p>KIDD, Dr. J. 74</p> <p>KIDNEY, horse-shoe . . . 101</p> <p>„ Injury to the . . . 38</p> <p>KIDNEYS, Diseases of the . . . 26, 29, 36, &c.</p> <p>KNEE-JOINT, Abscess of the, 10</p> <p>„ Excision of the . . . 60</p> <p>KOCH's Fluid 96</p> <p>KOLPO-HYSTERECTOMY . . . 107</p> <p>KOPLIK's Spots 125</p> <p style="text-align: center;">L</p> <p>LABIUM, Growth removed from the 56</p> <p>LABOUR, the Management of . . . 66</p> <p>LADY Practitioners . . . 102, 139</p> <p>LAENNEC's Stethoscope . . . 88</p> <p>LARYNGITIS 40</p> <p>LARYNX, Injuries to the . . . 28, 85</p> <p>„ Ulcer of the 33</p> <p>„ without Epiglottis . . . 133</p> <p>LATERAL Sclerosis 83, 121</p> <p>LATTEY, Dr. W. 122</p> <p>LAY Press and professional Papers, the 134</p> <p>LEAD Poisoning 47</p> <p>LEADERS of Medicine and Surgery, the 162</p> <p>LEAKAGE, gastric and duodenal 125</p> <p><i>Leucojum æstivum</i>, Poisoning by . . . 75</p> | <p>LEPROSY 96, 98, 130</p> <p>LEUKÆMIA 109</p> <p>LIBRARIAN, The . . . 114, 123, 156</p> <p>LIBRARY, The . . . 5, 49, 79, 83, 129, 136, 154</p> <p>LIFEBOAT Institution, The . . . 36, 46</p> <p>LIGATURE of Arteries . . . 9, 65</p> <p>LISTER and Antiseptics . . . 55</p> <p>LITHATES, Importance of . . . 24</p> <p>„ Origin of 33</p> <p>LITHURIA from Lead Poisoning . . . 47</p> <p>LIVER, Disease of the . . . 24, 40, 101</p> <p>LOCKWOOD, Mr. C. B. . . . 131</p> <p>LOCOMOTOR Ataxy 91, 98</p> <p>LONDON Pathological Society, the 7, 106, 107</p> <p>LONDON Sanatorium, the . . . 122</p> <p>LUMBRICUS found at Autopsy . . . 62</p> <p>LUNATIC Asylums, Visits to . . . 110, 126</p> <p>LUNGS, Diseases of the . . . 11, 25, 35, 52, &c.</p> <p>LYMPHADENOMA 128</p> <p style="text-align: center;">M</p> <p>MACKENZIE, Sir Stephen . . . 104</p> <p>MACROGLOSSIA 128</p> <p><i>Magister Convivii</i>, a 134</p> <p>MAGNETISM 63, 65</p> <p>MALIGNANT Disease, Mode of Spreading 131</p> <p>MANCHESTER Pathological Society, the 7</p> |
|--|---|

Reading Pathological Society

MARRIOTT, Dr. C. W.	101,	MEDICO-LEGAL Cases	43, 44, 62
	105, &c.	MELANOSIS of the Brain	43
MARSH, Professor Howard	137	MEMBER, Expulsion of a	47
MASTOIDECTOMY . . .	126	MEMBERS of the Society, the	148
MASTURBATION, Removal of			
Clitoris for . . .	52	MEMBERSHIP, the Roll of	139,
MATERNAL Impressions and			156
Deformity . . .	60	MEMORIAL to Parliament	15, 63,
MAURICE, Dr. W. J. . .	107,		139, 140
	139, &c.	,, to the College of	
MAURICE, Mr. O. C.	94, 110,	Surgeons	41
	127, 133, &c.	,, to the Mayor	60,
MAY, Mr. G., jun.	55, 83, 139,		72, 91, 97, 123
	156	MENSTRUATION, vicarious	14
MAY, Mr. G., sen.	15, 62, 80,	MENTAL Disease . . .	33, 42
	&c., <i>Fig. viii.</i>	MERCURY, Use of Perchloride	
MAYOR, Memorial to the	60, 72,	of	65, 67
	91, 97, 123	METRIC System, the	108, 115,
MEADE, Mr. F. E.	135, 137		122
MEASLES . . .	29, 49, 125	MICROCOCCUS aureus et albus	106
MEAT impacted in the Glottis	69	MICROSCOPE, Purchase of a	13
MECKEL'S Diverticulum	124	MICROSCOPIC Slides	19, 160
MEDICAL Aid Associations	99	MIDWIVES Registration Bill,	
,, Causation . . .	60	the	93
,, Directory first pub-		"MINUTES," the	4, 8, 19, &c.
lished . . .	15	MOLAR Pregnancy expelled at	
,, History of Reading		full Term	87
	48	MONGOLIAN Imbecile . .	130
,, Reform Bill, the	15	MONKEY, Tuberculosis in a	18
,, Treatment in Ger-		MONSTROSITY . . .	40, 77
many . . .	137	MOODY-WARD, Dr. R.	87, 101,
MEDICINE Cases, portable	56		&c.
MEDICO-CHIRURGICAL Society,		MOORE, Mr. A. J. . .	114, 119,
The Reading	5, 32, 45, 49,	,, Mr. T. E. S. . .	131
	113, 117, 154	MORBID Anatomy . .	4, 34, 65

Index

MORPHŒA, Case of . . .	87	ŒSOPHAGUS, Scirrhus of the	70
MORRIS, Sir Malcolm . . .	112	„ Stricture of the	18, 28
MORRISON, Mr. Alfred . . .	21	OMENTUM, Cancer of the	61, 81
MOTT, Dr. F. W. . . .	112	OPTIC Neuritis . . .	93
MOULSFORD, Visit to . . .	126	ORATOR, The . . .	64, 98
MOXHAY, Mr. W. W. . . .	83, 84, &c.	ORATORS, List of . . .	145
MULES's Operation . . .	109	OSTEITIS deformans . . .	130
MURDOCH, Dr. J. W. A. . .	126	OTORRHŒA	85
MURRELL, Dr. G. F. . . .	132, 133, &c.	OVARIAN DISEASE . . .	20, 23, 28, 40, 73
MUSEUM, The	32, 34, 61, 90, 157	OVARIOTOMY	59, 60, 80, 96, 127
N			
NELSON, Mr. W. B. . . .	128	OVID, Quotation from . .	69
NEPHRALGIA	14	OXALIC Acid Poisoning . .	14
NEPHRO-LITHOTOMY . . .	98	OXYGEN in the Treatment of Wounds	108
NEPHRORRHAPHY	100	P	
NEURO-HYPNOLOGY . . .	10	PANCREAS, Disease of the .	29, 37, 71, 126
NEUROMA	61, 73	PAPILLOMA	110, 130
NICHOLLS, Mr. R. C. . . .	119	PARALYSIS	56, 91, &c.
NOOTT, Dr. R. H.	158	PARAPLEGIA	98, 109
NURSES, Paucity of . . .	53, 73	PARLIAMENT, Petition to .	15, 63, 139, 140
„ Queen Victoria Jubilee	73	PARTURITION, Death during	10
O			
OBELISK to Dr. Cowan . .	58	PATERSON, Dr. A. G. . . .	109, 116, &c.
OBLIGATION Book, The . .	139, 156	PATHOLOGICAL Society of Dublin, The	7
OBSTETRICS, Statistics of	41	PATHOLOGICAL Society of London, The	7, 106, 107
OBTURATOR Hernia . . .	40	PATHOLOGICAL Society of Manchester, The	7
OCCCLUSION of the Fauces	119, 113	PENILE Stricture	73
„ of the Vagina	132	PENIS, Epithelioma of the	74
OCEAN as a Health Resort, The	81	PENNYROYAL	107
ŒDEMA, Hereditary . . .	123		

Reading Pathological Society

PERFORATING gastric Ulcer 20, 50, 56, 79, 102, 103, 108, 116	POISONING by the Snowflake 75
PERGAMOS, Coins belonging to 1	„ by Veronal 139-140
PERITONITIS treated by Vene- section 28	„ by Vulcanite 47
PERSONAL Equation, The 135	POLIOMYELITIS 89
PETITION to Parliament 15, 63, 139, 140	PONS Varolii, Disease of the 29, 31, 56
PHILLIPS-CONN, Dr. H. H. 62, 64, &c.	POOR-LAW Dispensaries . 64
PHIMOSIS causing Hernia 77	PORTFOLIO of Drawings 20, 23, 41
PHOTOGRAPHS of Members 156	PORTRAIT Gallery, The 139, 161
PHRENO-MESMERISM . 18	PORTRAITS, Medical 27, 53, 64, 66, 69, 70, 84, 111, 161
PHTHISIS, acute . . . 50	<i>Post-mortem</i> Examination 85, cf. also Autopsies.
PILES treated with Carbolic Acid 83	POTATO Tumour 124, 126
PINEWOOD Sanatorium, The 122	PRACTITIONERS, Lady 102, 139
PITT, Mr. B. 98	PREGNANCY and Ovarian Dis- ease 73
PLACENTA prævia . . 35, 40	„ Obstinate Vomit- ing in 50
PLEURISY 14	„ Pruritus during 64
PLUMSTONE causing Perfora- tion of the Cæcum . 70	„ Supposed, in a Hermaphrodite 132
PNEUMOCOCCAL Arthritis 130	„ Tubal 54
„ Peritonitis 130	PRESIDENTIAL Chair, Gift of a 138
PNEUMONIA . . . 72, 86, 131	PRESIDENTS, List of . 142
PNEUMOTHORAX . . . 73	PRICE, Dr. J. A. P. 114, 123, &c.
POISONING by Arsenic 13, 44, 47	PROCEEDINGS of the Society, cf. Transactions.
„ by Bay Leaves 49	PROGERIA 120, 160
„ by Belladonna 116	PROGRESSIVE muscular Atrophy 68
„ by Chloroform 56	PROSTATE, Enucleation of the 129, 130
„ by Eucalyptus 98	
„ by Gin 13	
„ by Hellebore 72	
„ by Lead 47	
„ by Opium 13	
„ by Oxalic Acid 14	

Index

- | | |
|--|---|
| PROVINCIAL Med. and S. Association . . . 15 | READING Medico - Chirurgical Society 5, 32, 45, 49, 113, 117, 154 |
| „ Medical Societies 7 | „ Pathological Society, Amalgamation with Medico-Chirurgical Society 113, 117 |
| PRURITUS during Pregnancy 64 | „ Pathological Society, Foundation of 1 |
| PSAMMOMA of the pia Mater 89 | „ Pathological Society, Jubilee of . 94 |
| PSEUDO-HYPERTROPHIC Paralysis . . . 83, 91 | „ Reminiscences of, during Forty Years 127, 128 |
| PTOSIS, congenital . 42 | „ School Board 103 |
| PUERPERAL Convulsions 56, 62, 81, 137 | „ The Sewage of 53, 54, 72 |
| PYE-SMITH, Dr. . . 109 | „ The Water Supply of 90, 117 |
| PYLEPHLEBITIS . . 130 | „ Waterworks, Visit to the . . 119 |
| Q | |
| QUACK Treatment . 47, 116 | “ READY Method,” the . 36 |
| QUAIN, Dr. Richard . 74 | RECTUM, Cherry-stones in the 14 |
| QUEEN Victoria Nurses 73 | „ Polypus of the 48 |
| QUICK Heart, Cases of . 123 | REFRIGERATING Baths in Rheumatism . . 64 |
| QUORUM, Want of a . 52 | REMINISCENCES of Reading during Forty Years 127, 128 |
| R | |
| RADINGIA, The Burgh of 1 | REPORTING the Society's Proceedings . . . 9 |
| RADIOGRAPHS 116, 121, 136 | REPRINTS of Articles published by Members . . 156 |
| RADIUM causing Dermatitis 126 | RESPIRATION, artificial 36, 46, 47 |
| RANKING, Mr. G. L. . 138 | RETROSPECT of fifty Years, the . . . 97 |
| RAYNAUD's Disease . 96 | |
| READERS of Retrospective Addresses . . . 143 | |
| READING Abbey . . 1 | |
| „ Branch, B.M. Association 35, 38 | |
| „ Dispensary, The 16, 49 | |
| „ Health of . 17 | |
| „ Medical History of 48 | |

Reading Pathological Society

RETROSPECTIVE Addresses, Readers of . . . 6, 143	SANATORIUM Treatment of Tu- berculosis 127
REVACCINATION . . . 45	„ Visit to a 122, 133
RHEUMATISM, the Treatment of . . . 24, 64	SAVIN, Poisoning by . . 31
RIB, Avulsion of a . . 37	SCARLET Fever . . 49, 60, 74
RICHARDSON, Dr. B. W. 46, 47, 48, 49	SCHOOLS, the Warming of 103, 104
RICKETS . . . 124	SCIATIC Nerve, Stretching of the . . . 76
RINGWORM . . . 112	SCLERODERMA diffusum 107
ROBERTS, Mr. A. 85, 105, 133, &c.	SCOTCH Form of Oath, the 108
ROBINSON, Dr. W. E. 132, 135	SCROFULODERMA . . . 96
ROLL of Membership, the 139, 156	SCURVY Rickets . . . 112
RÖNTGEN Rays, cf. X-rays	SECRETAN, Dr. W. B. 129, 135, &c.
ROWLAND, Mr. E. W. 130, 137	SECRETARIES, List of . . 147
ROYAL Berkshire Hospital, the 2, 5, 13, 15, &c.	SEPTICÆMIA . . . 91
„ College of Physicians, Bequest to the 51	SERUM, Antistreptococcus 118, 125
„ College of Surgeons, Bequest to the 51	„ Diagnosis of Typhoid, the . . . 109
„ College of Surgeons, Memorial to the 41	SEWAGE Farm, the Reading 122
„ National Lifeboat In- stitution, the 36, 46	„ of Reading, the 17, 53, 54, 72
ROYDS, Mr. W. A. S. 61, 69, &c.	SEWER Gas as a Cause of Disease . . . 102
RUBEOLA notha . . . 49	SHARPE, Dr. S. H. . . 140
RULES of the Society, the 41, 102	SHAWL-PIN removed from the Bladder . . . 69
RUPTURE of the Uterus . 121	SHEA, Dr. J. . . . 67, 73
S	SHETTLE, Dr. R. C. 117, 120, &c.
SALIVARY Calculus . . 116	SHOCK causing Death . . 46
SALIVATION . . . 9, 10	SHOE-STRING removed from the Bladder . . . 50, 160
	SILVESTER's Method of Arti- ficial Respiration . . 47

Index

- SIMPSON, Sir James . . . 21
 SKIAGRAMS . . . 116, 121, 136
 SLIPPERY Elm Bark . . . 108
 SMALL-POX at Reading . 45, 77
 SMITH, Dr. R. P. . . 30, 55, 66,
Fig. iv.
 SMOKING not allowed . . 115
 SNOW, Dr. 31
 SNOWFLAKE, Poisoning by the
 75
 SOCIETY, Amalgamation of the
 113, 117
 „ Eulogy of the . . . 48
 „ Foundation of the . . 1
 „ Jubilee of the . . . 94
 „ List of Members of
 the 148
 „ List of Presidents of
 the 142
 „ Reading Medico-
 Chirurgical 5, 32, 45,
 49, 113, 117, 154
 SOCIETIES, provincial medical 7
 SOLIDISTS, the 4, 27
 SPECULUM, Use of, in Gynæco-
 logy 26
 SPINA bifida 66, 113, &c.
 SPLEEN, Disease of the 45, 69,
 &c.
 SPONTANEOUS Fracture . . 125
 SPORADIC Cretinism . . . 109
 SPUTA, the Destruction of 135
 STANSFIELD, Dr. F. W. . 118,
 126, &c.
 STARVATION, a supposed Case
 of 43
 STATISTICS, medical 9, 12, 15,
 16, 20, 41, 42
 STETHOSCOPE, Laennec's 88
 STOMACH, Ball of Hair in the
 33, 159
 „ Disease of the 40, 54,
 cf. also Gastric
 „ Hour-glass 124, 130
 STOMATITIS caused by Tooth-
 plate containing Vermilion
 87
 STREETS of Reading, the 97
 STYLOID Process, Fracture of
 the 40
 SUBSCRIPTION, the annual 9, 12,
 14, 19, 21, 49
 SUNSTROKE, Case of . . . 49
 SUPRARENAL Disease 37, 40, 42,
 46, 132
 SWEDISH Manual Treatment
 102
 SWINHOE, Mr. G. R. . . 111
 SYPHILIS 68, 69, 70, &c.
 T
 TÆNIA lata 70
 TAPE-WORMS found at an
 Autopsy 62
 TAR in the Treatment of Skin
 Disease 37
 TAYLOR, Mr. J. 160
 TEMPERATURE Charts in Pneu-
 monia 131
 TEREBINTHINA in puerperal
 Fever 12
 TESTICLE, Scirrhus of the 33
 TETANUS 22, 33, 42, 60, 98

Reading Pathological Society

TETANY 98	TUBERCULOSIS, Sanatoria for 127
"THE Worm that devoureth" 137	TUMOURS . . . 10, 31, 61, &c.
THENAR Muscles, Wasting of the 87	TYPHOID Fever . . 65, 75, 109
THERAPEUTIC Institutions 120	TYPHUS „ . . . 16, 100
THERMOMETRY, clinical . . . 6, 54	U
THOMSEN'S Disease 86	ULCER, gastric . . 20, 50, 56, 79, 102, 103, 108, 116
THOMSON, Mr. W. A. U. . . . 110	„ of the Duodenum . . . 54
THYMUS, enlarged 40	„ „ Intestine 16, &c.
„ persistent 105	„ rodent, cured by X-rays 132
THYROID from a cretinoid Girl 99	URETER, Cast of 38
TONGUE, Epithelioma of the 121	URINE, Case of black 54
„ Syphilis of the 84	UTERINE Fibroids . . . 122, 118
TONSILLARY Calculus . . . 127, 128	UTERO-VESICAL Fistula . . 10, 38
TOUTING condemned 99	UTERUS, Avulsion of the . . . 83, 125
TRANSACTIONS of the Society . . . 48, 53, 93, 106, 108, 111	„ bifid 58, 126
TRANSPOSITION of the Cæcum and Appendix 132	„ Disease of the . . . 40, 67, &c.
„ of the Heart 66	„ Inversion of the . . . 52, 56
TREACLE as an Application for Burns 20	„ Retroversion of the gravid 74
TREATMENT of infective Conditions by Vaccines . . . 138	„ Rupture of the . . . 61, 64, 84, 121
TREVES, Sir F. 106, 125	V
TREWMAN, Col. 128, 130, &c.	VACCINATION 27, 132, 140
TRISMUS, chronic 44	VAGINA, Occlusion of the . . 132
TRUSS, Barford's thoracic . . . 80	VALVULAR DISEASE . . 10, 35, &c. cf. Heart
TUBAL Pregnancy 54	VENESECTON 9, 11, 24, 25
TUBERCULOSIS . . . 46, 71, 73, 93, 126	VERONAL, Poisoning by . . . 139, 140

Index

VESICO-INTESTINAL Fistula	43	WHIP-THONG found in the Eye	128
VIAVI System, the	116	WHITCOMBE, Dr. W. S.	108, 116, &c.
VICARIOUS Menstruation	14	WILLIAMS, Dr. C. Theodore	127
VICIOUS Circles in Medicine	134, 135, 137, 140	WILLIAMS, Dr. Dawson	120
VINES, Mr. C.	97, 155	WILLIS, Aneurysm of the Circle of	77
VITAL Force and Magnetism	63	WINDOW-PANE broken by tonsillary Calculus	127
VOMITING in Pregnancy, obstinate	50	WOODHOUSE, Dr. R. T.	39, 57, 71, &c., <i>Fig. vi.</i>
VULCANITE, Poisoning by red	47	WOOLDRIDGE, Mr. A. T.	117, 119, &c.
W		WORKMAN, Mr. F.	78, 79
WAINWRIGHT, Dr. W. L.	128	WORKMAN, Mr. J. W.	101
WALFORD, Mr. T. L.	85, 114, &c., <i>Fig. x.</i>	X	
WALKER, Mr. A. T.	119	XANTHOMA tuberosum	128
WALKER, Mr. J. F.	70	XERODERMA	124
WALSHAM, Dr. Hugh	121	X-RAY Photographs	116, 122, 125, 133
WALTERS, Mr. J. H.	72, 73, 90, &c.	X-RAYS, Treatment by	132
WATER Supply of Reading, the	90	Y	
WATSON, the Rev. J. S.	62	YOUNG, Mr. W. B.	75
WAX Casts purchased	21		
WELLS, Dr. E.	44, 71, 82, &c.		
WELLS, Sir Spencer	95		

Finis.

