

**A compendious history of small-pox ; with an account of a mode of treatment, constitutional and local, which renders the disease comparatively harmless, and prevents those deformities occasioned by the ulceration of the skin / by Henry George.**

**Contributors**

George, Henry.  
London School of Hygiene and Tropical Medicine

**Publication/Creation**

London : John Churchill, 1852.

**Persistent URL**

<https://wellcomecollection.org/works/jc2sm6pt>

**Provider**

London School of Hygiene and Tropical Medicine


**License and attribution**

This material has been provided by This material has been provided by London School of Hygiene & Tropical Medicine Library & Archives Service. The original may be consulted at London School of Hygiene & Tropical Medicine Library & Archives Service. where the originals may be consulted. This work has been identified as being free of known restrictions under copyright law, including all related and neighbouring rights and is being made available under the Creative Commons, Public Domain Mark.

You can copy, modify, distribute and perform the work, even for commercial purposes, without asking permission.



Wellcome Collection  
183 Euston Road  
London NW1 2BE UK  
T +44 (0)20 7611 8722  
E [library@wellcomecollection.org](mailto:library@wellcomecollection.org)  
<https://wellcomecollection.org>



# NEW EDITIONS OF STANDARD WORKS.

1. PROUT ON THE NATURE AND TREATMENT OF STOMACH AND RENAL DISEASES. *Fifth Edition.* 8vo. 20s.
2. WILLIAMS' PRINCIPLES OF MEDICINE; COMPREHENDING GENERAL



## LIBRARY

Date 5<sup>th</sup> June 1944

Class Mark Reese Accession No. 31273  
1852

22. CONOLLY ON THE CONSTRUCTION AND GOVERNMENT OF LUNATIC ASYLUMS. Post 8vo. 6s.
23. DRUITT'S SURGEON'S VADE-MECUM. *Fifth Edition.* Feap. 8vo. 12s. 6d.
24. SKEY'S OPERATIVE SURGERY. 8vo. 18s.
25. BRANSBY COOPER'S LECTURES ON SURGERY. 8vo. 21s.
26. UNDERWOOD ON DISEASES OF CHILDREN. *Tenth Edition.* Edited by Dr. DAVIES. 8vo. 15s.

91 / A detailed Catalogue of Mr. CHURCHILL'S PUBLICATIONS may be

## WORKS ON CHEMISTRY.

BOWMAN'S PRACTICAL CHEMISTRY, INCLUDING ANALYSIS; with numerous Engravings on Wood. Fcap. 8vo. 6s. 6d.

BOWMAN'S HAND-BOOK OF MEDICAL CHEMISTRY. With numerous Engravings on Wood. Fcap. 8vo. 6s. 6d.

FRESENIUS' INSTRUCTION IN CHEMICAL ANALYSIS.

QUALITATIVE. *Third Edition.* 8vo. 9s.

QUANTITATIVE. 8vo. 14s.

FOWNES' CHEMISTRY, AS EXEMPLIFYING THE WISDOM AND BENEFICENCE OF GOD. *Second Edition.* Fcap. 8vo. 4s. 6d.

GRIFFITHS' CHEMISTRY OF THE FOUR SEASONS. With Engravings on Wood. Post 8vo. cloth, 10s. 6d.

PROUT'S CHEMISTRY, METEOROLOGY, AND THE FUNCTIONS OF DIGESTION. *Third Edition.* 8vo. 15s.

GALLOWAY'S FIRST STEP IN CHEMISTRY. Post 8vo. cloth, 3s.

GALLOWAY'S MANUAL OF QUALITATIVE ANALYSIS. Post 8vo. cloth, 4s.

BENCE JONES ON ANIMAL CHEMISTRY IN ITS RELATION TO STOMACH AND RENAL DISEASES. 8vo. 6s.

## CHURCHILL'S MANUALS.

Fcap. 8vo. cloth, 12s. 6d. each Volume.

AGGREGATE SALE 46,000 COPIES.

ANATOMY.—ERASMUS WILSON, F. R. S.

CHEMISTRY.—Dr. FOWNES, F. R. S.

MATERIA MEDICA.—Dr. ROYLE, F. R. S.

MEDICAL JURISPRUDENCE.—Dr. TAYLOR, F. R. S.

NATURAL PHILOSOPHY.—Dr. G. BIRD, F. R. S.

OPHTHALMIC MEDICINE.—WHARTON JONES, F. R. S.

PHYSIOLOGY.—Dr. CARPENTER, F. R. S.

POISONS.—Dr. TAYLOR, F. R. S.

SURGERY.—Mr. FERGUSSON, F. R. S.



## THREE SPLENDIDLY ILLUSTRATED WORKS.

**PATHOLOGY OF THE HUMAN EYE.** Illustrated in a Series of COLOURED PLATES, from Original Drawings. By JOHN DALRYMPLE, F.R.S., F.R.C.S. Fasciculi I. to VIII. Imperial quarto. 20s. each.

**SURGICAL ANATOMY.** A Series of Dissections, illustrating the Principal Regions of the Human Body. By JOSEPH MACLISE, F.R.C.S. Complete in Nine Fasciculi. Imperial folio, 5s. each.

**PORTRAITS OF SKIN DISEASES.** By ERASMUS WILSON, F.R.S. Fasciculi I. to X. 20s. each.

*obtained GRATIS, by applying to any Bookseller in the United Kingdom.*



*With the Author's respects*

A COMPENDIOUS  
HISTORY OF SMALL-POX,

*&c. &c.*

110

THE UNIVERSITY OF CHICAGO

PHYSICS DEPARTMENT

REPORT OF THE

COMMISSIONERS

8.4  
D3.  
A COMPENDIOUS

# HISTORY OF SMALL-POX;

WITH AN ACCOUNT OF

A MODE OF TREATMENT,

CONSTITUTIONAL AND LOCAL,

WHICH

RENDERS THE DISEASE COMPARATIVELY HARMLESS,

AND PREVENTS THOSE DEFORMITIES

OCCASIONED BY THE

ULCERATION OF THE SKIN.

BY

HENRY GEORGE, SURGEON,

AUTHOR OF AN 'ESSAY ON THE CHOLERA MORBUS.'




LONDON:

JOHN CHURCHILL, PRINCES STREET, SOHO.

MDCCCLII.

31273

DEDICATION TO THE FIRST EDITION.



TO

H. R. H. PRINCE AUGUSTUS FREDERICK,  
DUKE OF SUSSEX, &c. &c.

*This Work*

IS HUMBLY DEDICATED,

WITH THE DEEPEST GRATITUDE FOR THE CONDESCENSION

WHICH PERMITS IT,

AND THE MOST PROFOUND RESPECT

FOR H. R. H. EXALTED STATION AND CHARACTER,

BY HIS DEVOTED HUMBLE SERVANT,

H. GEORGE.

THE UNIVERSITY OF CHICAGO

PHILOSOPHY

PHILOSOPHY

PHILOSOPHY

PHILOSOPHY

PHILOSOPHY

PHILOSOPHY

## ADVERTISEMENT.

---

MY most earnest wish is to be useful in my profession; if the following observations assist in establishing one axiom in medical science, or contribute to the alleviation of a portion of that misery which appears allotted us, my ambition is gratified.

PHILLIMORE PLACE,  
KENSINGTON.


# APPENDIX

The following is a list of the names of the persons who have been appointed to the various positions in the office of the Secretary of the State, and who have taken the oath of office and qualification.

1880

Secretary of State  
John W. Foster

DEDICATION TO THE SECOND EDITION.



TO

THE MEMBERS OF THE  
MEDICAL AND SURGICAL PROFESSIONS,

THIS

Essay on Small-Pox

IS INSCRIBED

WITH FEELINGS OF DEEP RESPECT,

BY THEIR MOST OBEDIENT, HUMBLE SERVANT,

HENRY GEORGE.

THE UNIVERSITY OF CHICAGO

PHYSICS DEPARTMENT

RESEARCH REPORT

1950

1950

1950

1950

1950

## P R E F A C E.

---

HAVING (under Providence) been successful in mitigating the great sufferings of persons afflicted with the loathsome disorder of Small-Pox, I am naturally most desirous of increasing the knowledge and practice of the treatment I recommend. My inducement to publish this Second Edition proceeds mainly from these circumstances: the use of an additional curative power; the recovery of some most severe cases lately; and the feeling I have, that my former efforts to make my treatment known, have not received that kind attention which might reasonably have been expected, as may appear from the following statement.

In the year 1831, I had an interview with Dr. Gregory, of the Small-Pox Hospital, who

then told me, that he had received intimation from Sir Henry Hallford, on the subject of my first case, as well as of his having seen it in the 'London Medical Gazette.' In the Third Edition of his 'Theory and Practice of Physic,' published in 1828, Dr. Gregory makes no mention whatever of the efficacy of using an absorbent powder on the surface of the body. In the Fourth Edition of that work, published in 1835, four years after the publication of my first case, Dr. Gregory recommends the application, without the slightest allusion to myself. Dr. Copland, in the last Number of his 'Dictionary of Practical Medicine,' published in 1851, article Small-Pox, announces to the Medical world, that Dr. Gregory recommends this practice in cases of Confluent Small-Pox. Thus in two works of reference, the one recommends the practice, and the other, a much later publication, gives Dr. Gregory the credit of introducing it. If Dr. Copland had recollected my having presented him, in Mr. Churchill's Office, with a copy of my 'Essay on Small-Pox,' then

just issued from the press in 1833, that statement, it must be supposed, would not have appeared in his Dictionary.

The object of this Essay being solely practical, I have purposely avoided any discussion on the distinctive characters of this multiform disease. I believe myself, that every variety, from the mildest to the most confluent, are closely allied, and, for my own part, would recommend the avoidance even of the most trifling case of varicella, during the prevalence of epidemic small-pox. But this is treading on dangerous ground; and I feel no disposition to revive a contest, which Dr. Good, in his 'Study of Medicine,' observes (page 375, vol. II,) was so virulent, that "in its support, every nation in Christendom, as in the Holy Wars, for many ages sent forth its champions, and the conflict has been of a still longer duration than the Holy Wars themselves."

It is matter of deep regret to me that these suggestions have lain dormant so many years, that valuable lives have been lost, and much

suffering endured by neglecting them; that they were originally mine, I know, as is fully testified by the subjoined letters; for is it probable that such eminent men whose signatures are attached to them, could not have been acquainted with this mode of practice, had it been anywhere in use?

---

COPIES OF LETTERS in my possession received from eminent medical men on their receiving a copy of my first case of Confluent Small-Pox, and on presenting a copy of the Treatise on that disease.

---

*Letter received from J. ALLEN, Esq., late Master of Dulwich College, and formerly Lecturer on Medicine in the Edinburgh University.*

DEAR SIR,

Sir H. Halford, to whom I have had an opportunity of mentioning your successful use of Calamine

as an application to the ulceration of the skin from Small-Pox, assured me that he had never heard of the practice before, and if confirmed by another trial, he thought it would be a very valuable discovery, and one that ought to be communicated to the Medical world, in a paper which he said he would willingly present to the College of Physicians, &c.

Yours faithfully,

J. ALLEN.

*Holland House, Kensington.*

---

*Letter received from SIR H. HALFORD, Bart., (late President of the College of Physicians,) on presenting a copy of the case of Small-Pox in 1831.*

*April 15th, 1831.*

MY DEAR GEORGE,

I do not think it worth while giving the patient the trouble of calling upon me, though if he can do so without inconvenience I should be glad to see him. The case is a curious one, and I think that you should make the circumstances of it public. Can you put it into a shape to be read at the College meeting? I shall be happy to promote your views, and to meet your wishes in any way agreeable to you. Believe me to be, with great regard,

Dear Sir, sincerely,

HENRY HALFORD.

*Letter received from Dr. KIDD, Regius Professor of  
Medicine at the University of Oxford, on receiving  
a copy of the case of Small-Pox published in 1831.*

*Oxford; May 17, 1831.*

MY DEAR SIR,

I beg leave to return you many thanks for the interesting communication you have been kind enough to send me. Happily we have not much Small-Pox in this neighbourhood at present; but I shall have great pleasure in acquainting my medical friends with your statement, in order that they may take advantage of the valuable suggestions contained in it.

I am, my Dear Sir,

Yours much obliged and sincerely,

J. KIDD.

---

*Letter received from SIR ASTLEY COOPER, Bart., on pre-  
sentation of a copy of the 'Treatise on Small-Pox.'*

MY DEAR SIR,

I thank you for your work, which will be entertaining for its history and useful for its practical information.

Believing me always yours,

ASTLEY COOPER.

*Letter received from Dr. J. BURNE, on presentation of a copy of the 'Treatise on Small-Pox.'*

DEAR SIR,

I beg to return my acknowledgments and thanks for your valuable little work on the Small-Pox, which I have looked over with much pleasure and interest. It is full of sound practical views, and comprises a concise and very well written history. I shall not fail to recommend it to my class.

I am, dear sir,

Yours much obliged,

JOHN BURNE.

24, Spring Gardens; Nov. 19, 1833.

N.B. *I have several similar letters in my possession.*

H. G.

---

*Critical Remarks of the Editor of the 'Medical Gazette,' in the year 1833, on receiving a copy of the First Edition of my 'Treatise on Small-Pox.'*

To the readers of this journal the views of Mr. George regarding the propriety of local treatment in confluent small-pox are familiar. In several papers communicated to the Gazette, and now reprinted in the volume before us, he has described the good effects which follow the application of calamine as a local remedy. This method, he conceives, not only prevents the process

of ulceration, but always rescues the sufferer from much misery, and very frequently from a state of the greatest peril. We shall be most happy to find that practitioners give it a fair trial, and that we be made instrumental in conveying the results to the profession. Mr. George, we perceive, ingenuously points out a passage in an old author of the seventh century, which clearly saves him from the charge of starting any very heretical, or daringly novel doctrine. Ahron, the author in question, directs that, "when the pustules are suppurated, the patient is to lie upon flour of rice, and be fumigated with myrtle and olive leaves, which will dry them." Mr. George bars the myrtle and olive leaves, and contents himself with simple calamine. The historical part of the volume is very well written; and, altogether, we can recommend the performance as highly creditable to the author, and we have no doubt it will be found as useful as it is interesting.

THE  
HISTORY OF THE SMALL-POX,

*&c. &c.*

---

THE period when this formidable disease first made its appearance in the world, remains, even at the present moment, a controverted point among the learned. No medical records are remaining, which give any distinct or regular account of this pestilence, bearing an earlier date than the time of Rhazes, otherwise called Alubecar Mohammed, an Arabian physician, who, in the ninth century of the Christian era, flourished in Bagdad, and by his observations on many diseases, has established among Europeans the reputation of having been the Galen of the East. In his treatise on the small-pox,

he quotes from an author of much earlier date, —from the works of Aaron, an Alexandrian Jew, and an eminent physician, who practised in that city early in the seventh century; and whose publications are supposed to have perished in some of those destructive revolutions, of which eastern history affords us so many, and such melancholy examples. In the course of this essay, I think it will appear (as though increasing the debt of gratitude we owe to that chastised and wonderful people) that from an Israelite the world first received the most invaluable suggestions as to the management of this terrific disorder. Aaron's treatise on Small-pox contains the following passage: "Et cum sunt digestæ (the pustules) jaceat patiens super farina risis et fumigetur cum foliis myrti olivarumque et desiccabuntur." A sentence replete, I firmly believe, with the most useful practical information,—information embodying therapeutical principles capable of rendering this disorder comparatively innocuous, whether we refer to its danger, or whether we look to its power of producing even

disgusting disfigurement; and though I will not say that a "malignant," yet certainly a "turban'd Turk" (Rhazes) stands foremost among the number who contributed to deface them, his errors leading, in the course of time, to their utter neglect in practice.

I trust I shall be believed in asserting that I was unacquainted with this advice of Aaron's, until the advantages which I immediately perceived were derivable from such a mode of treatment, led me to consult the best authorities on the disease.

Notwithstanding the absence of any medical records clearly descriptive of this pestilence previous to the seventh century, the opinion, that this disease existed in Europe and Asia even before the birth of our Saviour, does not want its powerful and distinguished advocates. This belief is founded on those imperfect descriptions of epidemic diseases, which are to be met with in ancient medical authors, and in the works of the historians and poets of antiquity; and it is impossible to peruse these authorities

without in some degree becoming a convert to the opinion.

Rhazes is the only authority we have to rely on for establishing its earliest appearance in Africa. He expresses a belief that the small-pox existed in Arabia in the second century; and to confirm its earlier appearance in that portion of the world, every source of investigation seems unfortunately denied us.

It was in the early part of the last century that De Haen announced his belief in the great antiquity of this disease: he not only appealed to medical authorities in support of his opinions, but to passages in the works of Horace, Quintilian, and many other ancient authors, which seem to prove that the disease had established itself in Europe anterior to the Christian era, and that it first made its appearance among the ancient Greeks and Romans.

Werlhoff undertook the refutation of these assertions, and, it must be acknowledged, has succeeded in controverting many of his positions. From this controversy has sprung the following

contradictory opinions, each supported by individuals of talent and research.

1st. That in the sixth century the disease first appeared in the world in Africa.

2d. That it existed in Europe anterior to the Christian era.

3d. That it was introduced into Europe about the twelfth century.

4th. That it was known in Hindostan from the remotest antiquity, and originated there.

5th. That it first made its appearance among the ancient Greeks and Romans.

The testimony of Rhazes has clearly established the existence of this disease in Africa, in the middle of the seventh century. Among the evidence to prove its earlier appearance in that portion of the world, two Arabian manuscripts may be mentioned; the one discovered by Dr. Reiske in the public library of Leyden, and the other in Africa, by the celebrated traveller Bruce, both establishing the existence, and giving a frightful picture of the destructive effects of the disease in the Abyssinian army,

during the siege of Mecca, in the year 569. Admitting this fact, and it certainly appears established by sufficient evidence, it can lead to no other conclusion than that the disease actually existed in Africa at that period, and that Arabian authors have left us a very clear and perspicuous account of the epidemic. But however satisfactorily this point may be established, it can never be admitted as proof that the disease was unknown in other parts of the world, more especially as records, in which even the term *variola* is employed as descriptive of the prevailing disease, are not wanting to render it probable that three years subsequent to the siege of Mecca, and even at that very time, the southern provinces of France, and part of Ireland, had been ravaged by this pestilence.

The earliest account of the appearance of the small-pox in Europe is to be found in a manuscript still existing in the British Museum, partly Saxon and partly Latin, in which it is said, that "St. Nicaise, Bishop of Rheims, and a martyr, A.D. 452, had been afflicted with a

species of variola," thus tracing its appearance in Europe to a period long anterior to its alleged origin in Arabia. In the chronicles of Marius, also, it is stated, "This year, A.D. 569, a violent fever with flux of the bowels and variola afflicted both Italy and France." But an authority perhaps less questionable, and certainly more clear and decisive, is afforded us in a narrative communicated by Gregory, Bishop of Tours, who says, "Last year," (rather later than the year 573,) "the state of Tours was desolated by a severe pestilential disease: such was the nature of the infirmity, that a person, after being seized with violent fever, was covered over with vesicles and small pustules—the vesicles were white, hard, unyielding, and very painful; if the patient survived to their maturation, they broke, and began to discharge, when the pain was greatly increased by the adhesion of the clothes to the body." I cannot help observing, that Gregory of Tours has been referred to as an authority, with equal confidence, in support of their respective opinions, by those who maintain

and by those who deny, the great antiquity of this disease in Europe. Mr. Moore, who has adopted the opinion that the small-pox had prevailed in China and Hindostan from remote antiquity, yet had not extended to the more western nations until the middle of the sixth century, in his 'History of the Small-pox,' observes, "But should the slightest doubt remain upon this subject, the evidence of Gregory, Bishop of Tours, must remove it; this saint was an eye-witness of the disease, and with the exception of a simile, he has described it with considerable precision in these words—"When the calamity arose, it occasioned such a depopulation of the whole country that the numbers could not be calculated, for when tombs and coffins failed, ten or more bodies were buried in the same grave; and on one Sunday three hundred corpses were numbered in the church of St. Peter's alone; their death was sudden, for a sore appeared in the groin or arm-pit, by which the sufferers, as by the bite of a serpent, were so infected with venom, that they died on

the second or third day." Mr. Moore observes, —“ This malady was evidently not the small-pox, but the plague in its most malignant form.” I do not profess to have seen the original documents from which these extracts are taken ; but on the authority of Dr. Willan, the former quotation from the records of Gregory is given, who, with every appearance of justice, and almost in the words of Mr. Moore, observes, “ This malady was evidently not the plague, but the small-pox in its most malignant form.” The justness of both conclusions seems evident, and appears to establish the opinion, that the bishop was not only an eye-witness and faithful chronicler of the plague, as it existed in the year 571, but was also an observer of an eruptive disease which prevailed sometime later than the year 573 : the description of which appears a tolerably correct picture of the small-pox of the nineteenth century.

Abdomnan, a learned Scotchman, gives the following account of the appearance of a disease in Ireland, somewhat resembling small-pox. He says,—“ St. Columba, sitting on Dunmoor,

a small hill in Iona, saw to the northward a thick cloud ascend from the sea. This cloud (he said) will prove highly noxious to men and cattle; in passing with velocity over a considerable part of Scotia, it will discharge at evening a morbiferous rain, which will cause severe purulent ulcerations to arise on human bodies, and on the udders of cattle, so that men and beasts, equally oppressed by the virulent malady, shall narrowly escape with life."

We are thus led to the belief, either that the disease, in the space of a few months, had extended itself from the central parts of Africa to nearly the northern extremity of Europe, or that, in the sixth century, the pestilence was raging simultaneously in every division of the known world.

Hindustan does not want its advocates for having been the cradle of the disease; but the early records of India are so deeply enveloped in fable, that no other positive conclusion can be drawn, than that the origin of the disease in that portion of the world is not of recent date.

The Chinese, too, though we may smile at the precision with which they attempt to establish its first appearance amongst them, yet, remembering that in their eyes "a thousand years are but as a day," the period 1122 years before Christ, which they have fixed upon with specious accuracy for its origin, can only allow them some claim to the belief that they were visited by this pestilence, at least as early as any other portion of the globe; nor is this opinion invalidated by the apparent indications of great experience in the treatment of the disease, which, more than a century ago, was to be found amongst them.

Thus, it appears more than probable, that, in the sixth century, the world had been generally and fatally visited by this horrid pestilence. Clearly to establish the fact of its earlier existence, is a task of much greater difficulty, though the opinion may be supported by imposing evidence. Rhazes has expressed his belief that it existed in the second century. The reputation which he has established, of

having toiled laboriously in the pursuit of knowledge, entitles his opinion to every confidence and respect. It is highly probable, too, that his belief was derived from sources which the variety of accidents attendant on the lapse of so many centuries have deprived us of, and might have received ample confirmation had the whole of his works descended to us. He expressly states his opinion, that Galen was acquainted with the disease; and though the descriptions of the Greek author have been pronounced, by good authorities, vague and unsatisfactory, yet this, perhaps, may in some degree be accounted for, by the fact that among the ancients the local effects of pestilential diseases were regarded more as varieties, produced by accidental circumstances, than as marking any specific differences in the maladies themselves. It is this circumstance which renders the testimony of the Greek authors sufficiently conclusive as to the existence of small-pox in their time, provided we can trace in their works some general outline of the

striking features of the disease. From those which remain to us of the authors of the first, second, and third centuries, many such descriptions may be adduced. Ruffus, a celebrated physician of Ephesus, tells us, in the latter part of the first century, that in the pestilence, everything the most dreadful may occur, and nothing is withheld, as in many of the diseases, singly. The appearances are various; there are different kinds of delirium, vomitings of bile, tension of the hypochondria, a sense of anxiety, frequent sweats, coldness of the extremities, bilious diarrhœa, with their flatulent discharges. The urine, in some, thin and watery, in others bilious, in others black, with bad sediment and enœoremata of the worst kind: hæmorrhage from the nostrils, heats in the chest, a parched tongue, watchfulness, strong convulsions, and, besides other evil ulcers, the all-dreadful anthrakodia may take place in the loimos, or plague, as well on the rest of the body as on the face and tonsils. Galen also tells us, this great loimos, or pes-

tilence, was similar in its appearance to the plague of Athens, as it appeared in the time of Thucydides. The skin was of a moderate temperature, and of a dark hue, red or livid, broken out with small phlyctinæ, or ulcerations. In another part of his works he says,—“Putrid diathesis sometimes occasions the skin to separate extensively, so that the naked veins may be clearly seen; this took place in every part of the body, in Asia, during the time of the epidemic anthraxes, which induced those who beheld the sufferers to think them more like apes than men.” Nothing can more clearly describe the shocking spectacle which the advanced stages of confluent small-pox presents to us, than this passage from Galen; but, independent of the testimony of medical authors, we have also that of Philo, a Jewish philosopher, who has left us records of a pestilence existing in the first century. He says,—“The cloud of dust falling suddenly on men and cattle, produced over the whole skin a severe and untractable ulceration. The body

immediately became tumid, with efflorescences or purulent phlyctinæ, which appeared like blisters, excited by a secret fire beneath. Men necessarily undergoing much pain and universal soreness, from ulceration and inflammation, suffered not less in body than in mind by the severe infliction, for a continuous ulcer was observable from head to foot; these eruptions, which were at first sprinkled over the limbs and other parts, finally uniting, so as to form one uniform appearance over the whole.”

These statements respecting the eruptions accompanying the epidemics of the first century, render it impossible to suppose that it was the plague which at that period was depopulating the world; not the slightest mention is ever made of bubo or carbuncle, though these local affections are necessary symptoms of that malady. That they were eruptive diseases, it is impossible to deny; and that the descriptions of them are more characteristic of small-pox than any other genus of the Order Exanthemata, there will be found a great many to admit.

Very scanty materials are afforded us to establish the probability of the existence of this disease anterior to the Christian era; those who maintain its existence in Europe and Asia in these early ages, ground their belief on the testimony which the works of Livy, Lucretius, Sophocles, Orosius, &c., affords them: Lucretius, in describing the pestilential disease which depopulated Athens, says, "The whole body reddened with vesications and fiery pustules." Herodotus also says,—“At the commencement of this great pestilence, the whole body of a young man broke out with ulcerations.” Seneca, while enlarging on the account which Sophocles has given us of the pestilence at Thebes, beautifully exclaims,—“O new and direful face of death! worse than death! an irresistible languor chains the sluggish limbs, a flamy vapour burns the body's citadel, and flushes the cheeks with blood; then small spots besprinkle the skin, the eyes are stiffened, and the dark blood bursting the veins, distils from the contracted nostrils, while sighs and heaving breath shake the vitals.”

This testimony of Seneca appears to deserve some little consideration; his expressions,—“the small spots besprinkle the skin, the eyes are stiffened, and the sacred fire preys on the limbs,”—can in no way be construed as descriptive of plague or erysipelas. The term, sacred fire, too, is to be found in many ancient chronicles of the eleventh and twelfth centuries, as descriptive of small-pox. “The people died miserably, from their limbs being burnt black by a sacred fire.”

Such is a portion of the evidence which has been adduced in support of the opinion, “that the small-pox is a disease of very great antiquity in Europe and Asia.” That part of it which has been collected from the works of the historians and poets of antiquity, may, perhaps, be objected to by those who would willingly allow them to be competent authorities, for establishing the manners and customs of the different ages in which their authors flourished. But we have the highest authority in support of the belief, that their testimony, even on the

nature of diseases, deserves our closest attention. Sir H. Haller concludes an *Essay on Insanity* with the following passage: "Thus have some of the descriptions of the poets, held to be imaginary, been realised in life; and it is possible, that if the physician were to collect and apply the brief notices of various diseases which have been thrown out by the great poets of antiquity, he might not only illustrate the truth of the descriptions drawn by those accurate observers of nature, but derive from them some useful hints to assist him in his own observations of disease."

It must appear extraordinary that the origin of such a horrid pestilence should be enveloped in so much obscurity, and that the researches of so many talented individuals should have led to no other positive conclusion, than the great antiquity of the disease; when and where it first appeared, still remain points of doubt and investigation—circumstances which appear destined to elude our closest inquiries.

ON THE SOURCE AND FATALITY OF SMALL-POX,  
WITH SOME ACCOUNT OF ITS DIFFERENT  
MODES OF PROPAGATION, AND A BRIEF  
NOTICE OF THOSE MEANS WHICH HAVE BEEN  
RECOMMENDED TO MITIGATE ITS SEVERITY,  
AND TO PREVENT ITS OCCURRENCE.

IT was Dr. Jenner, I believe, with whom the opinion originated, that the source of this disease can be traced to our domesticated animals. The opinion seems rendered probable, rather by striking than by positive evidence. In his inquiry into the causes and effects of the variola vaccina, he says—"May it not then be reasonably conjectured, that the source of the small-pox is morbid matter of a peculiar kind, generated by a disease in the horse; and that accidental circumstances may have again and again arisen, still working new changes upon it, until it has

acquired the contagious and malignant form under which we now commonly see it making its devastations amongst us. And from a consideration of the change which the infectious matter undergoes, from producing a disease in the cow, may we not conceive that many contagious diseases, now prevalent amongst us, may owe their present appearance, not to a simple, but a compound origin? For example: is it difficult to imagine that the measles, the scarlet fever, the ulcerous sore throat, with a spotted skin, have all sprung from the same source, assuming some variety in their forms, according to the nature of their new combinations? The same question will apply respecting the origin of many other contagious diseases, which bear a strong analogy to each other." The following passage from Virgil appears singularly striking after these observations of Dr. Jenner :

*" Nam neque erat coriis usus : nec viscera quisquam  
Aut undis abolere potest, aut vincere flammâ,  
Nec tondere quidem morbo illuvieque peresa  
Vellera nec telas possunt attingere putres.*

Verum etiam, invisos, si quis tentarat amictus,  
Ardentes papulæ, atque immundus olentia sudor  
Membra sequebatur : nec longo deinde moranti  
Tempore, contactos artus sacer ignis edebat."

There is such an appearance of careful observation in these conjectures of Dr. Jenner,—they seem to breathe so strongly the true spirit of philosophical inquiry, that, in our present state of knowledge, nothing but regret could follow their clear and decided contradiction. We must acknowledge the deficiency of any positive evidence of their truth, but it seems natural to cling to them in preference to any other conjectures which have been offered us ; and few, I believe, will feel inclined either to adopt the sentiments of a late distinguished writer, (who appears almost disgusted with the inquiry,) that "it is evident the small-pox was either coeval with the creation, or had a subsequent beginning ; and it is an inference, deducible from the first principles of reasoning, that the same causes which originally produced, may reproduce it, without contagion ;" or to rest satisfied with the

opinion, that the disease is one arising from a specific contagion, which is again generated in the pustules of the disease itself.

It is a melancholy office to record the fatal effects which have occasionally followed the appearance of this epidemic; its introduction into South America furnishes us with a picture, unparalleled as a scene of devastation and misery. Three millions of the inhabitants of that devoted country, subsequent to its discovery by Columbus, in the space of a few years, fell a sacrifice to the pestilence; and even, as recently as the year 1780, ten thousand persons perished by the disease in the towns of Mexico and Puebla alone. Nor can this favoured country, even since the discovery of vaccination, boast of having been entirely exempted from this "visitation of calamity." The disease appeared in Norwich in the year 1807; the contagion was quickly communicated to 1200 individuals, and about one in every six perished.

We have reason to regret that small-pox cannot be classed among those diseases, the

virulence of which time appears to mitigate; it seems occasionally to pass over us, scarcely inflicting punishment, and at uncertain intervals returns as the most dreadful scourge with which mankind can be afflicted. Dr. Jenner gives an account of an epidemic small-pox which prevailed in Gloucestershire, in the year 1791. He says, "It was of so mild a nature, that a fatal instance was scarcely ever heard of, and, consequently, so little dreaded by the lower orders of the community, that they scrupled not to hold the same intercourse with each other, as if no infectious disease had been present among them. I never saw nor heard of an instance of its being confluent; the most accurate manner, perhaps, in which I can convey an idea of it is, that had fifty individuals been taken promiscuously, and infected by exposure to this contagion, they would have had as mild and light a disease as if they had been inoculated with variolous matter in the usual way;" and yet, two years subsequently, the disease was raging so violently in the Isle of France, that 5400

persons were destroyed by the malady in the short space of six weeks. Such recitals are truly shocking, but it is our duty to record them; and to complete the awful picture, it is only necessary to be familiar with the loathsome sufferings of a person in the advanced stages of the most confluent form of the disease. Those whose pursuits and inquiries are not directed to these points, either by motives of curiosity or duty, will feel surprised at the mortality which this disease still occasions. In London alone more than one thousand persons annually perish.

No climate appears exempt from this destructive pestilence: the extremes of heat and cold do not appear to modify its character; the parching soils of Arabia and Hindostan, and the frozen regions of the north, have equally, by the hand of Providence, been submitted to its ravages. In the year 1707, sixteen thousand persons, one fourth part of the whole population of Iceland, were destroyed by this malignant epidemic; and we are informed, that in the year 1733, the disease broke out in Greenland,

and nearly depopulated the country. But though the climates of different portions of the world appear to possess no powers of modification, still it seems admitted by all, that the seasons of each climate exert considerable influence on its malignity. Dr. Sydenham, among others, has remarked the comparative mildness of the disease in temperate states of atmosphere, and the practice which has prevailed in Hindostan, of inoculating the disease in the cooler months of the year, appears a striking confirmation of the opinion.

It seems generally admitted, that the small-pox is governed by the same laws which usually regulate epidemic diseases; that a peculiar state of atmosphere is one source of its production. This variolous constitution of the air, and its consequences, are most ably described by Dr. Thomson, of Edinburgh, in his *Historical Sketch of the Small-Pox*. He says,—“The general character of the fever, and the appearances of the eruption in natural small-pox, have been observed to vary exceedingly, not only in

particular individuals, but also in different places, and even in the same places, at different times. This fact, which is also acknowledged by every observer of small-pox, has been supposed to depend on a peculiar state of the atmosphere. It has been often remarked, that in some seasons and places the small-pox have been all of a mild kind, producing few deaths, while in other seasons, and in the same or in different places, they have been chiefly of a confluent or malignant sort, occasioning the death of a greater number of those affected with them than is produced even by the plague. In some years the small-pox appears, and is propagated sporadically, attacking only a few individuals; in other years, and in the same countries and places in which the disease had formerly appeared sporadically, it prevails epidemically, and attacks not only almost all those who have not had small-pox, but also some of those who had previously undergone this disease. In our ignorance of the physical causes which give rise to the local and partial

existence, or to the general epidemic prevalence of small-pox, in various seasons and places, we are under the necessity of attributing these differences to some unknown state of the air by which we are surrounded, a state which, so long as it is unknown, we may continue, I conceive, without any great impropriety, to denominate the variolous constitution of the atmosphere:" it seems also admitted, that the disease may be communicated by contact, by near approach to its object, and by inoculation with the poison which is generated in its progress. One striking consequence appears to follow this latter mode of communication—a decided mitigation of the disease; the examination of medical records establishes the fact, that there is a most remarkable difference in its fatality, when the malady is produced by a variolous state of atmosphere, and when it is the consequence of inoculation. The average number of deaths in the casual small-pox is about one in every six, while not more than one in sixty perish when the disease is produced artificially. A most inexplicable

fact, which can neither be refuted nor explained. What character of disease inoculation would produce during the prevalence of destructive epidemics, it would be a curious point correctly to ascertain; if malignant, should we be justified in the inference, that the inoculated may be regarded as the sporadic disease, the essential character of which is mildness?

It was in the year 1717, that the practice of inoculation first received the countenance and support of the medical profession: like every other brilliant and useful discovery, it met with decided opposition; but like everything which is founded in "just and right well balanced," it had slowly advanced, and was very generally adopted at the period of the discovery of vaccination. That the practice had existed many years previously among the lower orders of the communities in France, Italy, and Sweden, &c., seems generally admitted; nor is the opinion altogether discountenanced, that as early as the sixth century of the Christian era, the practice was general in Hindostan.

It must be acknowledged that inoculation, though it conferred great individual benefit, yet considerably increased the general mortality of the disease; the ignorance and prejudices of many, and the supineness on the part of our rulers, in not enacting and enforcing laws for its general adoption, and regulations for the management of the sick, rendered every inoculated subject a centre of pestilence and contagion; but notwithstanding this circumstance, there is reason to believe, had vaccination never been discovered, the practice of inoculation would, in process of time, have become universal.

This disease appears to be communicable to the foetus in the womb; many instances are to be found on record, and it has been observed that the child may be severely affected, though the mother may suffer slightly, from the disease; but it was left for the mind of Jenner to originate the following delicate (at least in one sense of the word) and beautiful conjecture, that the disease may pass through the human

constitution in every shade of mildness or malignancy. In a paper which he communicated to the Medical and Chirurgical Society, he relates the case of a lady, who “a few days previous to her confinement, met a very disgusting object, whose face was covered with the small-pox. The smell and appearance of the poor creature affected her much at the time, and though she mentioned the circumstance on her return home, she had no idea that her infant could suffer from it, having had the small-pox herself when a child. During a few days after its birth the little one seemed quite well, but on the fifth day it became indisposed, and on the seventh the small-pox appeared; the pustules, which were few in number, matured completely. Dr. Croft, who attended her, being curious to know the effect of inoculation from one of the pustules, put some of the matter taken from one of them into the hands of a gentleman eminently versed in that practice, which produced the disease correctly. The lady was not sensible of any indisposition

herself from this exposure, nor had she any appearance of the small-pox." Dr. Jenner remarks,—“This case, then, decisively proves that the small-pox virus may affect the human frame even to its inmost recesses, although apparently secured from its effects, and yet give no evidence of its presence, by exciting any perceptible disorder.” May not this fact be adduced as explanatory of those instances (which we occasionally meet with) of persons resisting the small-pox contagion through a long life? Is it extravagant to suppose that many of them may have regularly passed through the disease previous to their birth? It would be a curious point to ascertain whether some other of the eruptive diseases may not be communicated to the infant in the womb.

To those who were instrumental in introducing inoculation as a mode of preventing the virulence and danger of small-pox, we owe the deepest gratitude, notwithstanding the more brilliant discovery of vaccination by Dr. Jenner has altogether superseded the practice. It

remained for him to propose the infliction of a mild and innocuous disease, as a preventive of one, the striking features of which are loathsomeness and danger. The attention of Dr. Jenner was in early life arrested by a received opinion, (which had existed for years among the lower orders of the community,) that a peculiar disease on the teat of the cow, communicated to man, became a source of security from future attacks of small-pox. We can easily imagine the ardour with which his benevolent mind would prosecute such an inquiry, and almost stand excused in envying him the indulgence of those feelings which awaited its consummation. Difficulties he had to encounter, but obstacles to him could only prove incentives to more careful investigation. It may appear inexplicable, that John Hunter, whose life had been devoted to the improvement of medical science, should have been cool and indifferent to the suggestion, and that a paper on the subject of vaccination, which Dr. Jenner communicated to the Royal Society in the year 1798, (twenty-one

years subsequent to the commencement of his inquiries,) should have been returned to him by a member of that institution with the admonition, "that its publication would diminish his established credit." We can easily appreciate the annoyance which Dr. Jenner at this moment must have experienced; but confident in the truth and value of his communications, he immediately published his 'Inquiry into the Causes and Effects of the Variolæ Vaccinæ.' "All uncharitableness" was enlisted to oppose his opinions, but he lived to enjoy the satisfaction of seeing the practice which he recommended almost universally adopted; and his memory will be revered by those who either place any value on the lives and comfort of their fellow-creatures, or feel any interest, that, in points of science, their country should stand high in the scale of nations.

On perusing the works of Dr. Jenner on the subject of vaccination, we are struck with the maturity of his observations; scarcely a single fact which he has stated has been contradicted,

and it may with justice be said, that not one of any moment has been added to his catalogue. He has perhaps too confidently insisted on the positive security which vaccination affords from future attacks of small-pox ; but the conclusion which he drew, his observations justified, for it is only the experience of the last thirty years that has proved the incorrectness of his position. That this delusion continued long after Dr. Jenner announced his belief, is proved by the following passage from Dr. Willan's Treatise on 'Vaccine Inoculation,' published in the year 1806. He says,—“But can it be denied that a vaccine vesicle of the most perfect form, after proceeding through the usual stages, has in some persons failed to remove the susceptibility of small-pox contagion?” He answers,—“If such failures do occur, they must occur in a very small proportion ; and I am convinced that the subjects of them will not be found liable to take the small-pox in the same manner and form as before the vaccination.”

No judicious supporter of this practice would

now venture such a positive assertion, nor do I believe that in the public mind any conviction would follow, even though the opinion emanated from the first authorities. There appears no reason for disguise on this point. To acknowledge that severe and fatal cases of small-pox sometimes occur after vaccination, and that a mild disease, which has been denominated modified small-pox, is of frequent occurrence, scarcely depreciates the valuable discovery of Dr. Jenner. Inoculation is in some degree exposed to the same objections: the disease has recurred after this process, (though not so frequently,) in every form and degree of violence.

Various opinions have been offered, (chiefly by those who assert the infallibility of vaccination,) in explanation of those instances of failure which are upon record; such as,—

The imperfection of the vaccine vesicle.

The existence of cutaneous diseases at the time of vaccination.

The deterioration of the vaccine lymph.

The protection afforded by vaccination being only temporary.

On the subject of imperfect vesicles the following observations are to be found in Dr. Willan's publication on Vaccine Inoculation:—"I have observed three sorts of these irregular vesicles. The first is a single pearl-coloured vesicle, set on a hard dark red base, slightly elevated. It is larger and more globate than the pustule above represented, but much less than the genuine vesicle; its top is flattened, or sometimes a little depressed, but the margin is not rounded or prominent. The second appears to be cellular, like the genuine vesicle, but it is somewhat smaller and more sessile, and has a sharp angular edge. In the first the areola is usually diffuse and of a dark rose colour; in the second it is sometimes of a dilute scarlet colour, radiated and very extensive, as from the sting of a wasp; the areola appears round these vesicles on the seventh or eighth day after vaccination, and continues more or less vivid for three days, during which time the

scab is completely formed, &c. The third irregular appearance is a vesicle without an areola." If such nice discrimination is really necessary—if the exact tint and complexion of the vesicle, the correct form of its circumference, and the precise extent of the areola, are to be the tests of its sufficiency, better had such a practice never have been introduced; so much tact, taste, and discrimination, is rarely the lot of individuals as would be necessary to enable them to form a correct opinion on the perfections and imperfections of the vaccine vesicle. Under these circumstances, would it not, in every point of view, be preferable either generally to adopt as a mode of practice the criterion of perfect vaccination proposed by Mr. Brice, or to re-vaccinate in the course of a short time?

With the power that cutaneous eruptions possess of modifying the effects of cow-pox, Dr. Jenner was well acquainted: he communicated to Dr. Willan the following interesting case—"A child of a gentleman at Blakeney, in Gloucestershire, was at two years of age inocu-

lated for the small-pox, with others of the same family. In this child there was a deviation from the usual appearances. The arm inflamed and suppurated, but not extensively. Some slight indisposition took place, and a few pimples were scattered over the skin, which did not suppurate. The parents not being quite satisfied, the child was inoculated a second time with small-pox matter, about two years afterwards, when the appearance on the arm, and the disorder of constitution, recurred as at first. Soon after this time the child was put to bed with a person who had a full burden of small-pox, but was not infected. When two years more had elapsed, the child was vaccinated by Mr. Lauder, an experienced and respectable surgeon at Newnham; the puncture produced only an incomplete pustule, surrounded by considerable inflammation. Mr. Lauder then consulted me, and on my making inquiry respecting the state of the skin, he told me that the child from its early infancy had been affected with eruptions on its head and other parts of the

body. Feeling satisfied that he had thus accounted for the preceding circumstances, I endeavoured first to subdue the eruption. As soon as this was accomplished the child was again vaccinated, when a pustule appeared, which went through all its stages with the most perfect regularity."

That the protection afforded to the constitution by vaccination, both against the effects of its own poison and the future occurrence of the small-pox, exists only for a time, has been a favorite opinion with many, and even to this day does not want its supporters. How such a belief can be reconciled with the clear and lucid cases which are recorded by Dr. Jenner in his publications, I cannot possibly conceive. To prove that as a general law the protecting influence of this disease against small-pox is not affected by time, Dr. Jenner, in his 'Inquiry into the Effects and Causes of the Variolæ Vaccinæ,' relates the following cases:—John Morrett was inoculated with the small-pox twenty-five years after suffering from the cow-

pox without effect. Sarah Portlock was inoculated twenty-seven years after, under the same circumstances, without effect. John Phillips was inoculated fifty-three years after passing through the cow-pox, and Mary Barge thirty-one years ; both of them resisting the disease.

That the cow-pox does not invariably protect individuals from the future effects of its own poison was also his belief ; the following statement is to be found in the publication last mentioned :—“ Although the cow-pox shields the constitution from the small-pox, and the small-pox proves a protection against its own future poison, yet it appears that the human body is again and again susceptible of the infectious matter of the cow-pox, as the following history will demonstrate :—William Smith, of Pyrton in this parish, contracted this disease (the cow-pox) when he lived with a neighbouring farmer, in the year 1780. One of the horses belonging to the farm had sore heels, and it fell to his lot to attend him. By these means the infection was carried to the cows, and from the cows it

was communicated to Smith. On one of his hands were several ulcerated sores, and he was affected with such symptoms as have been before described. In the year 1791, the cow-pox broke out at another farm, where he then lived as servant, and he became affected with it a second time; and in the year 1794, he was so unfortunate as to catch it again. The disease was equally severe the second and third time as it was the first." Dr. Jenner also relates the following case:—"Elizabeth Wynne, who had the cow-pox in the year 1759, was inoculated with variolous matter without effect, in the year 1797, and again caught the cow-pox in the year 1798. When I saw her, which was on the eighth day after she received the infection, I found her affected with general lassitude, shiverings, alternating with heat, coldness of the extremities, and a quick, irregular pulse. These symptoms were preceded by a pain in the axilla. On her hand was one large pustulous sore, &c."

The probability that the vaccine virus may

lose its properties in passing through so many individual constitutions, is a point of the deepest interest. Dr. Jenner describes the effects of vaccination with virus taken from the animal in the following words:—"Absorption takes place and tumours appear in each axilla. The system becomes affected—the pulse is quickened—and shiverings, with general lassitude and pains in the loins and limbs, with vomiting, come on. The head is painful, and the patient is now and then affected with delirium." It is impossible to recognise in this description any resemblance to the effects of vaccination at the present time. The indisposition which now follows the practice is so slight as scarcely to be noticeable. A trifling degree of restlessness appears to be its greatest inconvenience. Even this point Dr. Jenner had in view: he vaccinated individuals from each other, (remarking at the same time the comparative mildness of the constitutional disturbance,) and found them afterwards incapable of being affected by variolous inoculation. But though the vaccine virus

may retain all its original power, in passing through the constitutions of many scores of individuals, it does not necessarily follow, that its properties will remain the same after having passed through as many millions. Dr. Gooch has the following passage in his 'Essay on the Contagious Nature of the Plague.' "The vaccine matter fresh from the cow, produces a more painful disorder, than after it has passed for some time through the human subject by inoculation; and if vaccination be now less effectual than formerly, as a preventive of small-pox, it may be because we have neglected too long to vaccinate with matter taken immediately from the animal."

As I observed before, this is a point of the deepest interest; in the conjecture too, there is nothing repugnant to common sense; no vain or fanciful delusion, the mind rests satisfied with its probability; and laments the difficulties that prevent our establishing the point, on the basis of experience.

I feel anxious to be clearly understood, and

therefore repeat, that I consider the discovery of vaccination by Dr. Jenner to be the most brilliant ever made, since medicine was enrolled in the list of sciences ; that notwithstanding its imperfections, we ought to regard it as one of those blessings which the hand of Providence has bestowed, and to believe, that it remains to us a point of conscientious duty to investigate the sources of its failure. I feel strongly this necessity, as my own experience would declare that during the prevalence of mild varieties of small-pox, the occurrence of modified cases, after vaccination, is very frequent ; so frequent, indeed, as to make it a subject of anxious conjecture, whether the vaccinated would escape with such impunity, during the prevalence of a malignant and fatal epidemic.

ON THE CONSTITUTIONAL AND LOCAL TREATMENT  
OF CONFLUENT SMALL-POX.

WHEN we consider the intimate connection which exists between the surface and the internal parts of the human body, and reflect how the vital functions are often impaired, and even destroyed, by comparatively slight injuries and diseases of the former, we cannot feel surprised, that in cases of confluent small-pox, the constitutional disturbance should very generally assume a most malignant and unmanageable character. The innumerable suppurating processes going on, the exposure of large portions of such a very important texture as the cutis, with the consequent pain and suffering, are circumstances which, on reflection, would rather lead us to feel surprise that any of its objects should escape, than that the mortality of the

disease should be so considerable. I am induced from observation to believe, that in the management of the local features of this complaint, in a great degree, depends the security and comfort of its victims. That the phenomena presented to us in the different stages of confluent small-pox, are such as exhausting processes, and continued bodily suffering, would under any circumstances uniformly produce, and consequently doubt whether this tumult, or, to use another phrase of Sydenham's, this ebullition in the constitution, is not referable to the nervous, rather than to the vascular system, and whether it bears the genuine stamp and character of fever.

This opinion does not appear to lead to any useless dispute, to any inquiry which is merely to satisfy the desire of information in the *curious*; but to an important practical conclusion, in which the welfare of the victims of this disease is most deeply implicated. He who would regard the aggravation of suffering, in the secondary stage, as fever, would naturally

withhold those medicated remedies, and “ap-  
pliances to boot,” which would, without hesita-  
tion, be had recourse to by him who considered  
the phenomena which the different stages of  
confluent small-pox present, as the result of  
irritation and distress. The rapid and irregular  
actions of the heart, &c., would be referred to  
with equal anxiety by both; but the one would  
regard them as symptoms requiring control and  
management, the other would determine, that,  
like “a bold swimmer in his agony,” they de-  
manded every assistance and support. I must  
confess I feel some regret in acknowledging,  
that this opinion possesses no claim to origi-  
nality; but I feel every confidence in it, from  
being enabled to adduce the evidence of such  
an accurate observer of disease as Dr. Fordyce  
in its support. How anxious he was to separate  
from the class *Pyrixiæ* those diseases which do  
not bear its character, is evident from the  
following observations, and it is reasonable to  
conclude that he was fully impressed with the  
importance of doing so.

In the first dissertation on simple fever, Dr. Fordyce remarks, (page 19,) "Many diseases have been called fever, even by practitioners of great knowledge, which the author does not mean to include in the number of fevers. In the first place, he excludes all affections of the system which depend upon any other disease. Thus, in phlegmonous inflammation, in pleurisy, for instance, there is often frequency of the pulse, greater strength of the pulse, and hardness, foulness of the tongue, and loss of appetite, and want of sleep. If the inflammation be carried off, all these appearances subside of themselves; they only depending on the inflammation of the pleura, and therefore are, according to this rule, not to be considered as fever. So in inflammation of the intestines, there is frequency of the pulse, with hardness, contraction, and frequently obstruction, pain in the forehead, dryness, and dusky colour of the skin; the tongue is covered with a brown fur, with great depression of muscular strength, convulsive contractions of the extremities, nausea, and

vomiting, and costiveness, &c. If the inflammation of the intestines is carried off, these appearances all go off, they depending entirely upon the inflammation of the intestines, and therefore, according to this rule, cannot be considered as fever. In erysipelalous inflammation, all the last enumerated symptoms may arise. This inflammation may be cured by the application of alcohol, diluted with water, and all the symptoms affecting the other parts of the system disappearing, they cannot be considered as fever." At page 21, Dr. Fordyce remarks, "So in rheumatism affecting a particular part, or taking place in various parts by metastasis; it happens frequently, that the pulse becomes hard, full, strong, and frequent; the tongue is covered with a white crust, loss of appetite, great increase of all the symptoms in the evening, and relaxation in the morning; but these all depend upon the rheumatism affecting particular parts of the body, and if all the topical affections should be carried off, then these appearances, which have been enumerated,

likewise subside, and are not, therefore, according to the rule laid down, a fever." I cannot refrain from borrowing still further from the works of this inestimable author; in the same treatise, page 127, he observes: "In the small-pox, if the infectious matter be applied to a wound, an inflammation is produced in that wound, in consequence of which a fever arises; if the poison of a bee be infused into a wound made by the sting of the animal, or if the poison of any other animal be injected into a wound by its sting or tooth, an inflammation arises in the part where the wound is made, and that inflammation produces affection of the whole system, some of the symptoms of which may be similar to fever, but are not the disease intended to be described here by that name. It might happen that a great inflammation might be immediately produced in a wound into which variolous matter was infused, that such an inflammation may produce affection of the whole system in a day or two afterwards; yet that affection is by no means to be called fever,

which takes place, being only induced after the suppuration of the wound is complete, which is on the seventh or eighth day. It is also to be observed that when, in consequence of a fever, produced by infectious matter, some topical inflammation arises, and the fever is carried off by it, that such topical inflammation as in the small-pox produces affection of the system, in which some of the appearances are similar to some of the appearances which take place in fever: such affection of the system has frequently been called fever. In the small-pox, for instance, such affection has been called secondary fever, although it in no way has any thing of the essence of the disease."

Though this opinion has been tacitly acknowledged by many, still there is no doubt that a large majority of the profession, comprising many even of the intelligent amongst us, would maintain the contrary. If we refer to all published records of this disease we shall find the belief universal, that fever is its essential character. Dr. Cullen, to whose opinions on

the nature and management of most diseases I should feel inclined with every deference to submit, in 'The First Lines of the Practice of Physic,' observes: "When the secondary fever first appears, whether it is after distinct or a confluent small-pox, it will be useful to exhibit an antimonial emetic in nauseating doses, but in such manner as to produce vomiting." In this instance the opinion is not only clearly stated, but a mode of practice, as a natural consequence, recommended, which would immediately be pronounced as highly dangerous by those who classed these phenomena among the nervous affections. This remark, I believe, will apply to every medical authority which we have to appeal to as a guide; not only antimonial emetics, but bleeding, purging, &c., are pointed out as our resources to combat a train of symptoms, which I cannot but regard as partly the result of our own mismanagement in the early stage of the disease, and in a great measure the effect of that tremendous call, which at this period is made, not only on the

powers of the constitution, but also on the equanimity of the mind. It is true, that the above remedies are reserved by their proposers for the inflammatory forms of the fever, and their application cautiously recommended: but if there be any truth in the foregoing observations, we have not the malady termed fever to contend with; and it is a serious reflection, but it necessarily follows, that the adoption of any active mode of treatment could only tend to shorten existence; and that treatment which the fever, when decided to be of a typhoid character, would demand and meet with from the judicious, could at best only leave the disease and the constitution to contend for the mastery.

I must again repeat my belief, that it is of the highest importance this distinction should be made—have we or have we not fever to contend with? The following remarks on those anomalous affections which follow injuries and operations, &c., (and with which I would associate the general disturbance in confluent small-

pox,) in Mr. Travers's work on constitutional irritation, clearly point out his belief in the danger which attends the medical practice, grounded on the opinion that fever is the essence of those diseases. He says,—“I am disposed to consider apart from fever or constitutional inflammation, the nervous affections, to regard them as a distinct order of morbid actions, occasionally ensuing upon injuries, upon inflammation, upon the exhaustion attending loss of blood, and upon the admission of *noxious matters into the circulation*. I do not mean to say that such actions originate exclusively from these sources; but I select these as presenting prominent examples. Neither would I say that they may not be combined with febrile action; but if this be the case, they so far pervert or suppress the symptoms of fever, as to present a very striking exception to Mr. Abernethy's observation,—‘that sympathetic fevers are indistinguishable from those not depending on injury.’ It will not, I think, be denied by experienced surgeons, that there is a

large and very important class of cases in which neither the assemblage of symptoms, nor the periodical exacerbations and remissions constituting fever are present, and which, if we treat them in deference to the rules laid down for the treatment of fever, utterly disappoint and mock our efforts."

Among the reasons which lead me to suppose, that in fatal cases of small-pox, the result is attributable to the incapability of the powers of the system, to complete the various exhausting, and to endure the painful processes which are going on, are these: first, and chiefly, the experience that in these cases a mode of treatment may be adopted with the greatest advantage, which would be found to be highly injurious in any of the forms of fever; and secondly, the absence of one of the most distinguishing characters of fever, the suppression of the different secretions. Dr. Fordyce (to whom we are immeasurably indebted for pointing out to us what does not constitute fever) observes, (p. 51,)—"Diminution of secretion

takes place in fever in every part of the body.” Again, (p. 64,)—“The whole secretory vessels throughout the body secrete a smaller quantity of fluids.” Again, (p. 65,)—“There is a smaller quantity of feculent matter evacuated from the intestines.”

From my own experience I would venture to assert, that in the different stages of small-pox, none of these appearances are to be observed. The kidneys (if we do not treat the disease as febrile) act plentifully; the bowels require very trifling assistance to procure the most satisfactory relief; and the appetite, depending, of course, on the secretion of the gastric fluid, often becomes voracious, if our medicated remedies in the early stages of the disease are selected with the view of tranquillising the system, and at the same time sustaining its powers. I have already expressed a belief that the formidable symptoms in the advanced stages of this disease are partly to be attributed to our own mismanagement at its commencement. One important consequence

of strictly treating this malady as fever in its early stages, is to deprive the patient of this very appetite, this effort of nature to support him under the severest of trials; this resource is totally or partially destroyed by our very *remedies*, and the nourishment which is permitted, in no way tends to mitigate the evils; the stomach is well known to possess a power almost magical over every portion of the body: the state of discontent above mentioned aggravates the constitutional disturbance, and a series of diseased actions in the latter stages of this malady are, by the advocates for the existence of fever, again aggravated by the employment of the very *remedies* which have in some degree contributed to produce them. If we have not fever to contend with, I believe that rule of conduct would be most excellent, which would seriously warn us to beware of offending this organ (the stomach). An author before referred to remarks,—“The effects of its disorder are more rapidly and more sensibly diffused over the system than those produced by

the disorder of any other, as is seen in the direct debility of the nervous, vascular, and muscular systems, ensuing upon sea qualms, and the introduction into the stomach of nauseating medicines and indigestible food; hence the stomach has been named the centre of sympathies."

I cannot conceive myself called upon, even though condemning the practice of others, to recommend any specific remedies, as peculiarly adapted to these cases. I feel that everything which is necessary is done, in expressing my belief, that it is neither from that class of medicines, the effects of which are to weaken and subdue the powers of the system, nor from that scale of diet which is necessary when our object is to keep in check the inflammatory diathesis, that we are to look to for assistance, but to a judicious selection of those remedies, and of that system of diet, which are best calculated to soothe and allay the disturbances, based in debility, which are met with in this disease. The cases which are subjoined faith-

fully describe the mode of treatment which I adopted; and I feel willing to acknowledge that this is yet "an uncultivated, if not untrodden field for intelligent observers."

I have made no allusion to those inflammatory affections (particularly of the chest and throat) which are sometimes said to be the result of small-pox. I have no doubt that morbid dissections have presented the destructive changes which have been described, but I would (to use the language of Dr. Gooch) say in answer, "that symptoms and dissections cannot settle such a question." It must be that the blood-vessels are employed in working these destructive alterations; but how far their actions are dependent upon nervous causes, appears an inquiry of the deepest interest. I feel disposed to attribute them to the effects of irritation, and are most likely to be prominent features in severe cases of this disease, where our mode of treatment has aided the mischievous tendency of the malady, instead of soothing the general disturbance into quiet. In case v, in

which the throat was enormously swollen, and laryngeal and tracheal affections threatened in perfection, how immediately was this formidable condition arrested by the application of the camphor round the throat, I do not exaggerate in saying that, in the space of a few hours, painful—very painful—deglutition was perfectly relieved, and the sense of taste, paralysed at that time, was as quickly restored. It is not from this single case, but from some experience, I would declare, that whatever symptoms may have hitherto presented themselves, as features of this disease in its latter stages, that neither general nor local bleedings, &c., are their remedies. I speak from observation and experience, and from the effects which, under these circumstances, remedies produce. The very physiognomy of this disease also—that source of information to us which Dr. P. M. Latham so ably insists upon in the following passage, gives this opinion no trifling support. He says, “Let me also mention the physiognomy of disease; this can never be adequately described;

I urge you always to remark it, and to dwell much upon it; for some acute observers have drawn such secrets from the expression of the countenance, that they have been to them in the place of all other symptoms." In these wretched cases the expression of the countenance may certainly be lost, still the general appearance, every action, every expression of the sufferer, indicates that his strength and fortitude are taxed to the uttermost,

"Making night morning, and the noontide night ;"

that so far from attempting to subdue the apparent inordinate and irregular actions of the heart by violence, I believe it to be our duty to sustain, nay, under circumstances, even to *propel*, the rapid and irregular motions of the arterial system, in order to their being equalised.

That such modes of judging of diseases are in no way allied to empiricism, is almost established by the following quotation from Dr. Gooch; he says, (p. 37,) "The effects of remedies on a disease, if accurately observed, form

the most important part of its history; they are like chemical tests, frequently detecting important differences in objects which previously appeared exactly similar. How many diseases are there in which the symptoms are inadequate guides in cases apparently syphilitic and apparently similar; some, as soon as mercury affects the mouth, begin to mend and rapidly recover; in others, the ulcers begin to spread; and so imperfect are the appearances as guides, that I have known the first surgeons in the profession giving opposite opinions, and a nose lost by taking the opinion of the majority."

I have expressed a belief, that from a local treatment of this malady the greatest advantage may be derived. In three papers which were inserted in the 'London Medical Gazette,' I described the apparent good effects which followed the application of calamine as a local remedy in cases of confluent small-pox; such local treatment, I still believe, will not only prevent the process of ulceration, but will always rescue the sufferer from an infinitude of

misery, and very frequently from a state of the greatest peril. The treatment consists in covering the body as completely as possible with any absorbent powder, (I have generally used the calamine,) the advantages which follow the use of this dressing in the early stage of this disease, are to moderate the violence of the local inflammations, and to prevent the painful tumefaction of the common integuments. After the calamine has been applied some hours, a very sensible difference is to be observed in the appearance of the parts so covered; the areola of each pustule being much less distinctly marked. It is not unreasonable to suppose, that even at this moment some advantage is gained by the application; the quantity of pus secreted may by this circumstance be diminished, and a great saving made of the powers of the constitution; I do not stand alone in the pursuit of such intentions. Dr. Jenner, in a letter to Dr. Parry, of Bath, on the Influence of Artificial Eruptions, introduces the following observations: "Let me here introduce some practical remarks

upon the benefits which may be derived from sedative applications, where the pustules are formed so thick upon the cutis as to augment in a high degree the secondary fever. The principle, I must repeat, consists in mitigating the secondary commotion in the constitution, by checking the activity of the pustules which excite it. How often have I seen violent febrile irritation in the constitution, arising from carbuncle and erysipelas, entirely removed by the use of these applications! In London, some years ago, I suggested repeatedly to the late Dr. Woodville, who had such opportunities at the Small-Pox Hospital, and again to his successor, Dr. Joseph Adams, in some of those desperate cases in which fatal results must inevitably follow when the disease was left to pursue its own course, to sop the skin, or even wrap the patients in sheets wetted with *Liq. Plumbi*, but without exciting any practical attention. Even should this or any other mode suggested by the hints thrown out, prove successful, Nature would probably require that we

should leave here and there a cluster of pustules, e. g., on a leg or arm, or any other convenient part, to go through their course. I am aware of the injurious influence of lead, as no one has seen more of it than myself; but in cases like these we are warranted in running a risk to avoid destruction otherwise inevitable." I feel such deep respect for the character and talent of Dr. Jenner, that I almost hesitate in declaring that if I knew of any power which would arrest the eruption of small-pox in its earliest stages, I would fearlessly use it; but it is in the advanced stages of this disease that the greatest benefit is derived from this method of local treatment, particularly at that period which Sir Henry Hallford, in his *Essays and Orations*, points out as being eminently critical. In the essay entitled, 'On the Necessity of Caution in the Estimation of Symptoms in the Last Stages of some Diseases,' it is observed, that "The physician may fairly acquiesce in the fears of a family, when, on the completion of the eruption, he sees the face and breast one mass of disease,

and may most reasonably doubt the capability of the constitution to mature and perfect so large an eruption. But he must not hold out unfounded hopes to the parents, if the malady proceeds in the next stage, in a most satisfactory manner, beyond his expectations; the pustules ripening fully, and the process being complete; for, alas! at this very moment, it may be, the patient is sinking—is dead. The powers of his constitution being exhausted by the efforts it has made, and no longer equal to the accomplishment of a protracted cure.” At this crisis, too, in addition to the source of danger above mentioned, might well be added another of the greatest magnitude; viz., those large portions of exposed cutis which about this time are torturing the sufferer beyond endurance, rendering his situation so truly horrible that to exclaim—

*Dî meliora piis, erroremque hostibus illum,*

would be almost justifiable.

As I said before, it is at this moment we

have it in our power not only greatly to circumscribe the field of suppuration, but to heal, on destroying the cuticle, by the process recommended, every pustule on the body, almost in the space of a few hours. At such a crisis what an immeasurable advantage is gained by the exercise of such a power! the drain on the constitution may thus at our discretion be partially or completely closed. To accomplish this, is indeed, as I have experienced, a disgusting and painful task; but what difficulties will not with alacrity be encountered by the hand of duty or of friendship. By the same process, those extensive portions of exposed cutis may be rapidly healed; exclude them also from communication with the atmosphere, and they soon cease to be sources of irritation. I have seen patches of exposed cutis, six or eight inches in diameter, at the end of two or three days, by this treatment, no longer occasioning disturbance. If no other benefit followed than the mere relief from pain, great must still, by every feeling mind, be thought the advantage;

for it is impossible to imagine the agonizing sufferings of the patient, from this circumstance. I have often seen every nerve of the body quivering with distress on the slightest exertion, and have as often witnessed the firmest mind sinking into a state of almost childish weakness, from the extremity of the sufferings.

It has frequently happened, particularly in medical science, that the most valuable discoveries and observations have been completely lost to us by time and circumstances. If there be any truth in the remarks which I have made on this disease, this opinion receives ample confirmation from the fact, that in the most ancient treatise on this malady extant, written at some period in the tenth century, are preserved many of the opinions of an author who flourished three centuries before. Alluding to the local treatment of the disease, this author observes,—“When the pustules are suppurated, the patient is to lie upon flour of rice, and be fumigated with myrtle and olive-leaves, which will *dry* them.” Such are the remarks of

Aaron, an Egyptian writer of the seventh century. Rhazes, to whom we are indebted for a knowledge of these opinions, may perhaps in some degree have contributed to their neglect; like all the ancient physicians, the local treatment of this malady he considered an important feature in its management. The variety and absurdity of many of the applications which he recommended have, in all probability, in a great measure contributed to their general disuse. The following summary of his mode of local treatment is taken from Mr. Moore's 'History of Small-pox,' (p. 133 :)—“Fomentations and fumigations are likewise directed for the body, and *oils*, with *salt* and *alum*, to be applied. On *some occasions* the patient is to lie on a bed strewed with flower, or with rose-leaves; on other occasions, iris-leaves are to be placed under him, and the body to be sprinkled with an aromatic powder, composed of aloes, frankincense, and other gums; these and many other applications are to prevent pitting.” Such are the complicated and absurd applications recom-

mended by a physician, who flourished three centuries after Aaron: from whom we received those clear and explicit directions conveyed in the following words:—"Et cum sunt digestæ (the pustules) jaceat patiens super farina risis et fumigetur cum foliis myrti olivarumque et *desiccabuntur.*"

How little this mode of local treatment has been valued, or its consequences appreciated, is made evident, by a reference to all modern publications on this disease. Mr. Moore, in his 'History of Small-Pox,' concludes a chapter which relates to the general and local treatment of the disease which the ancients adopted, in the following words:—"How singular! that almost every attempt made by these learned men to do good, must have done mischief. It was ages before it became established practice to leave the pustules to themselves; for to do nothing is frequently the last improvement made by physicians." Even our systems of physic, which are supposed to contain not only the opinions of their authors, but also the esta-

blished opinions of the day, observe a perfect silence on this point. Dr. Cullen, in his 'First Lines,' makes no other allusion to any plan of local treatment than what the following paragraph contains:—"For avoiding the pits which frequently follow small-pox, many different measures have been proposed, but none of them appear to be sufficiently certain."

When engaged in writing the First edition of this essay, I was scarcely alive to the full force of the above quotation, from Aaron's treatise on the small-pox; I felt disposed to smile at the sentence, "Et cum sunt, &c.;" but subsequent reflection soon impressed me with a suspicion of its real value; still further thought, and ultimately experience, have produced a conviction on my mind that those words contain a most invaluable piece of practical information. The myrtle and the olive leaf, with the ancients, were in high repute as medicines; they were administered internally by them, in hysteric diseases, conditions which I feel disposed to believe, are closely allied to that constitutional

disturbance attendant on the eruptive diseases; they were also classed among the febrifuge medicines, and the former was frequently used as a substitute for the hop. No one will deny the powerful specific effects produced by the fumigations of mercury and tobacco; why should it be questioned, that the fumigations from the myrtle and the olive leaf should exert their accredited effects on the constitution, and assist in allaying the constitutional disturbance of this terrible disorder. For many years past, with the same object in view,<sup>1</sup> I have used the gum camphor as a local application, in a great variety of diseases. In the most aggravated form of scarlet fever, in which the patient has been incapable of swallowing even a drop of liquid, I have seen the sufferer, by its application externally to the throat, soon enabled to swallow without difficulty a wine-glassful of any liquid. In cases of cholera, its application round the

<sup>1</sup> This somewhat extraneous matter is introduced in my own defence, for it supplied me with the grounds of my practice in these cases of small-pox.

abdominal cavity, was always attended with the utmost relief. In that condition termed puerperal fever, its happy effects were as strongly marked. In one case of traumatic trismus, its application round the abdomen relaxed the jaw, and produced considerable abatement of symptoms, enabling the patient to swallow food and medicine with facility, in her progress towards recovery. I was led to its employment in this instance, by the recollection of an opinion held by that acute observer of disease, and most generous and eminent individual, the late Mr. Abernethy. In his Essay on the 'Constitutional Origin and Treatment of Local Diseases,' at page 115, will be found the following passage,—"It has been, I think, fully shewn, that local irritation may disorder the digestive organs, which disorder, continuing and aggravating the affection of the sensorium, may possibly lead to the production of tetanus, at the time when the wound is no longer irritable." Mr. Swan also in his Essay on 'Tetanus,' (page 90,) observes, "I do not mean to assert that tetanus is a

specific complaint entirely seated in the ganglia of the grand sympathetic nerves, but that the ganglia are the important parts of the nervous system to which the first irritation tends, and from which it proceeds to the rest of the nervous system." In five cases of phlegmasia dolens, its application gave wonderful relief. My last case was particularly striking. A lady whom I had usually attended in her confinements removed from this neighbourhood; she became pregnant; her labour was very severe, and her life at one time despaired of from excessive hæmorrhage; in a few days both legs were attacked with this severe disorder; the medical attendant pointed out its painful and tedious character, and did all in his power to alleviate her sufferings. At the end of a fortnight she was in extreme suffering, and sent for my assistance. I found her with both legs enormously swollen to the groin, hard, perfectly white, and exquisitely sensible to the least movement; her general state was truly distressing; and she had not had one hour's

continued sleep for the week previous. I enveloped both limbs to the groin in a flannel roller soaked in strong spirits of camphor, (I now believe the best mode of applying the camphor to be in a solid form;) she was soon greatly relieved, and slept that night nearly five hours, and in less than five weeks she was enabled to walk without any difficulty, (purgings and the free use of calomel were necessary.) I do confess that its use in this disease was a blind and empirical practice, but I was watchful. My first case led me to consult authorities; and I carried out in full force a recommendation of the late Dr. Denman, who advises an embrocation composed of one drachm of camphor to an ounce of olive oil. In these, and in some other deviations from the healthy state, its use was pointed out in letters, which I addressed to the Editor of the 'London Medical Gazette.'<sup>1</sup> In all these cases I was struck with the general

<sup>1</sup> I have ventured to reprint some of these cases at the end of this Essay.

feelings of comfort, which its application produced, and its marked tendency to procure sleep; from these circumstances I became at last forcibly impressed with the belief, that I had in my possession a much more powerful and certain agent than the venerable Aaron's myrtle and olive leaves. There exists not on my part the slightest disposition to deny that from him I derived the suggestion that determined me to employ the camphor in the first severe case of confluent small-pox which I met with: I did so in the instances subjoined, (cases v and vi,) and with the happiest effect. I do not exaggerate in saying that in case v, for four days, (the most critical, too, of any,) each twenty-four hours were passed in sixteen hours of comfortable and refreshing sleep; and from past experience of the use of this remedy, I can safely assert that in this instance I had recourse to it with feelings of perfect confidence.

In case vi the effects of this application on the face, as observed on July 14th and August 2d, were to my mind very important; indeed in

both these cases where it was applied, it entirely prevented the formation of those warty incrustations which form, notwithstanding the use of the calamine, and which occasionally, though not frequently, I have reason to believe, end in the pittings of small-pox.

Thus it appears, that to heal the pustules of small-pox, by the application of any absorbent powder, was the practice of the Egyptian physicians in the seventh century. That in the tenth century the intention was not altogether forgotten, though it was complicated with such absurd and even cruel modes of treatment, as could only tend to throw the practice into disrepute, and that physicians of the few last centuries have never noticed but to object to those valuable directions given to us by Aaron: "Et cum sunt digestæ (the pustules) jaceat patiens super farina risis et fumigetur cum foliis myrti olivarumque et *desiccabuntur*;" and appear totally unacquainted with the command which the use of such powers gives us over the most distressing and dangerous features

of the complaint. Is it worthy of remark, that the external use of camphor also as a sedative application may be traced to a period still more remote than that of Aaron? In a casual reading of Professor Wilson's translations of some Hindoo Dramas, written, I think, in the fifth century, I met with the following passage :

“The gentle pressure of her heaving bosom  
Has spread delightful coolness through my frame,  
As if combined upon my skin were strewed  
Sandal and *Camphor*—saivala and pearls—  
The lotus fibre or the moonstone's dew.”

*Malati and Madhava.*

## RECAPITULATION.

Thus, in confluent small-pox, I believe it to be fraught with dangerous consequences, to characterise the constitutional disturbance as fever, as I consider that antiphlogistic remedies are, from the commencement, positively contra-indicated. That the action of the arterial system in this disease requires to be sustained in order to its being equalised, and that any increased excitement in the progress of the malady is to be combated upon this principle, and not encountered by the use, or any modification in the use, either of the lancet or its equivalents. I cannot be understood to say, if called upon to attend a case of small-pox at its commencement, in which I found the pulse strong and contracted, &c., together with other marks of the existence of an inflammatory

diathesis, that I would not bleed; such cases I should regard as exceptions to the general rule, and, I believe, seldom, if ever, to be met with; but even in such instances I should still proceed with the utmost caution, and keep a clear remembrance in mind of the general character of the disease; for brief, very brief, in my opinion, are the moments in which we can, with any degree of safety, have recourse to evacuants of *any kind*.

On the comparative merits of different medicines, I have not pretended to have arrived at any positive conclusion; those which I selected are mentioned in the cases detailed at the end of this work; and that others might be chosen from the same class which would be found equally, if not more efficacious, I am willing to acknowledge. That to cover the surface of the body, on the commencement of the disease, is to prevent the painful tumefaction of the common integuments, and in no trifling degree to control the violence of the local inflammations; that when the pustules are fully ripened, you may,

by partially destroying the cuticle of each, completely heal them,—the attached cuticle shrivelling, and in a few days falling off, leaving the skin perfectly smooth; that unless the surface is again covered with the powder, an incrustation forms on the site of each pustule, which, on being removed, exposes a slight depression, that I have strong reason to believe in time wears away. That where from neglect of this practice at the commencement large portions of exposed cutis are to be met with, they also may be healed in the space of a few hours, or at least completely deprived of their *sensibility*, by this application. That the advantages attendant on this mode of local treatment are—

1<sup>st</sup>. It prevents those deformities occasioned by ulceration of the skin.

2<sup>dly</sup>. It rescues the patient from those sources of danger to which, from the eighth day, he is exposed; the consequences of the powers of the system being in a great degree exhausted, though distressing processes still require com-

pletion; and from being subjected to those agonising sufferings which an exposed cutis uniformly produces; that in truth at this moment he is rescued from a condition which I believe has occasioned the destruction of thousands of our fellow-creatures.

I again conclude these observations on the Small-Pox,—important certainly,—and I again leave them open for consideration on minor points, either to my own opportunities, or to the observations of others, who might modify or extend them. To the question—Why not await their maturity? I would answer, a length of time must still from circumstances elapse before such could be the case. In the interval (if there be any truth in them) lives will be lost, as they have been lost, and unnecessary sufferings endured, as they have been endured, which I believe will be spared and alleviated, if these suggestions at last meet with the countenance which I cannot help feeling they deserve; and I am free to acknowledge—

“I do not love to see misery o'ercharged.”

Intellects, too, more cultivated, and minds more acute and more observant than my own, might perhaps assist in giving to them a "local habitation and a name." Believing in their truth, and almost fearing the correctness of the following observation, that—

"What in the captain's but a choleric word,  
Is in the soldier downright blasphemy,"

I feel satisfied in having accomplished a task which duty dictates, in having done—

"As you have done, that's what I can; induced  
As you have been, that's for my country;  
He that has but effected his good will  
Hath overta'en mine act."

## CASES

ILLUSTRATING OPINIONS CONTAINED IN THIS WORK.

PUBLISHED IN THE LONDON MEDICAL GAZETTE.

---

### CASE I.

*To the Editor of the London Medical Gazette.*

SIR,

Though since the introduction of vaccination, small-pox has ceased to be the general scourge it was formerly, still instances of that loathsome disease occur occasionally; and it must be satisfactory to the profession to be in possession of an expedient which may deprive the disease of half its ill consequences, by preventing its disfiguring effects. It may be a satisfaction, and perhaps an argument in favour of vaccination, to know, that even inoculation itself will occasionally fail, in protecting a person from a recurrence of the disease in its most virulent form.

As the subject of the present paper, though he had been inoculated in his infancy, took the disease, I trust that the experience of others will confirm the following statement. It is not my intention to enter into a detail of the constitutional management of the case, but to explain the manner in which the disease was treated locally, and with what consequences.

About the tenth day, my patient (aged twenty-four) was much exhausted by his disease; the cuticle, from adhering to the bed-clothes, was abraded to the extent of six or seven inches on each hip, and to the same extent in each ham and on the back. I covered the exposed surfaces, and kept them constantly covered with the prepared calamine. In four days at farthest the cuticle was everywhere restored, the pulse became quiet, the appetite returned, and the man recovered more rapidly than usual. There is not a single pit to be observed on those parts where the cuticle was so extensively removed, and even the immediate surrounding pustules, which unavoidably were covered with the powder, have not destroyed the cutis. I will not pretend to say that any very elaborate train of reasoning led to the adoption of this plan, nor will I admit that it was adopted without reflection. I have frequently thought that any successful

mode of local treatment would disarm the malady of half its loathsomeness, and, as a consequence, would control the constitutional disturbance. The immense surface of exposed cutis, the discharge, the exquisite sensibility, all reminded me of the appearance and effects of a scald; and, reasoning by analogy, I tried the same mode of treatment with the good consequences above stated.

H. GEORGE,  
Surgeon.

22, Lower Phillimore Place,  
Kensington; April 1831.

---

CASE II.

*To the Editor of the London Medical Gazette.*

SIR,

The subject of the present paper is a little girl in Kensington Workhouse, aged seven years. After struggling severely for two or three days, the eruption appeared. On the third day of the eruption I first saw her; it was confluent on the face and many parts of the body; and where the eruption was most distinct, the pustules were very numerous. I punctured many of them with a lancet, and covered them with the calamine. On the following day, April 26th, I

found the pustules had filled again ; the constitutional disturbance was very great. With a pair of scissors I imperfectly removed the cuticle from many of the pustules, and again applied the calamine.

April 27th.—The child is suffering severely from the disease. Wherever the cutis had been exposed, and covered with the calamine, a scab had formed ; but in each pustule the cuticle that remained had attached itself to the cutis, forming pustules, of various size and form, filled with lymph ; and most of them, where the cuticle, from the shape of the pock, had only been removed in the centre, formed a pustule, with healthy cutis in the middle, and went on to maturation ; one large pustule, being entirely abraded of its cuticle, has healed, and left the skin perfectly sound.

28th.—From many of the pustules I again removed the epidermis, and covered them with the calamine, also directing that the powder should be constantly applied to the whole arm, leaving the pustules undisturbed ; observing that those in the neighbourhood of the part where I had destroyed the cuticle had lost the efflorescence which surrounded their base.

29th.—Child tolerably well ; all the pustules which were destroyed yesterday have put on the same ap-

pearance as described on the 27th; the efflorescence surrounding the base of each pustule much less distinct.

30th.—The efflorescence surrounding the base of each pustule on the arm on which the calamine was applied, has entirely disappeared.

May 1st.—The child going on well; many pustules and confluent patches were dressed yesterday by the mother of the child, with this different result—the scab has formed as usual, but the remaining cuticle, instead of forming irregular-shaped pustules, is shrivelled, but as yet is attached to the cutis.

3d.—No suppurative process is now going on on any part of the body, excepting on the hands and on the soles of the feet, where the pustules are allowed to proceed undisturbed: the child has slept soundly through the night; her appetite has returned.

4th.—The child convalescent, with craving appetite.

9th.—The child continues well; many pustules still remaining on the soles of the feet and on the hands.

13th.—The child continues well; some pustules are still remaining.

From the above statement it should appear:

First. If you carefully remove all the cuticle of the

pustule in its early stage, and apply the calamine, you completely arrest its progress; and if any portion of the cuticle remains, that it attaches itself to the cutis, forming an irregular-shaped pustule, which goes on to maturation: does this argue the vitality of the epidermis?

Second. The effect which the calamine had in completely effacing the efflorescence from the base of each pustule, would lead me, on any other occasion, to apply it over the whole surface of the body, from the commencement of the disease, in the hope that, from its controlling the violence of the local actions, the disease would not only be mitigated, but that the expedient would also assist in preventing the destruction of the cutis. I am inclined to believe that nothing but the tediousness of the process would prevent our arresting the malady at the very commencement; for I cannot but consider this disease as strictly local in its character—as a disease, in fact, of the skin; that the constitutional disturbance presents throughout the phenomena of constitutional irritation; and that the aggravated disturbance which occurs about the ninth or tenth day, and which has been hitherto denominated the secondary fever, is merely an increase of constitutional suffering from a continuance

of local irritation. What a striking instance of the effects of bodily pain (without any extensive suppurative process going forward) on the various functions of the body, has Mr. Travers given us in his last publication; and I believe I cannot do better than conclude by quoting, from the first section of his third chapter—that “pain, when amounting to a certain degree of intensity and duration, is of itself destructive.”

I am, Sir,

Your obedient servant,

HENRY GEORGE,

Surgeon.

*Kensington; May 13th, 1831.*

---

### CASE III.

*To the Editor of the London Medical Gazette.*

SIR,

In communications which I made to you a few months ago, I expressed a belief that the aggravation of disease, which in cases of confluent small-pox occurs from the ninth to the twelfth day, is attributable to the demand made on the powers of the system for the completion of the extensive suppurating processes

going on, and the irritation produced by the exposure of large portions of the cutis to atmospheric influence : the following case, which I offer for insertion in your Gazette, though fatal in its termination, appears to me to corroborate the opinion.

John Grimsley, aged 40, on the 16th of February was seized with rigor and sickness, &c. : on the morning of the 18th an eruption appeared on his forehead and limbs ; he was removed to Kensington Workhouse : on the 21st I first saw him : the face was much swollen, and covered with the eruption of small-pox, in the confluent form, over the whole surface of the body, excepting the abdomen : the pustules were innumerable ; large, livid patches of eruption were to be seen here and there. Such was his general appearance. His bowels were soluble ; his urine plentiful ; his mind collected ; pulse 110 ; his throat dreadfully sore, swallowing with the greatest difficulty. With the view of ascertaining whether the swelling about the face would be diminished by the application of the calamine, I covered with it the forehead and one half the face, and ordered the following medicines ; allowing him for diet, milk, tea, broth, &c., and at his earnest request half a pint of porter.

R Liq. Ammon. Acet. ʒjss ; S. Æther. Nit. ʒijj ; Sp. Amm. comp. ʒjss ; Tr. Hyos. ʒij ; Mist. Camph. ʒijss. M. ft. Mist. 4tam part. 6tis horis.

R Hyd. Sub. gr. ij ; P. jalap. gr. viij ; M. ft. pulv. h. s. s.

22d.—Where the calamine is applied to the face, the swelling is much diminished; the tongue is covered with pustules; pulse 116; expresses himself confidently; the powder operated violently; great flatulence in the abdomen, with distension; urine plentiful; great discharge of viscid saliva; frequent cough. Allowed him in addition a glass of wine.

Rep. Mistur. cum addit. Conf. Arom. Div.

R P. Ipecac. comp. gr. x ; ft. pul. h. s. s.

23d.—Passed a comfortable day yesterday, taking plenty of nourishment; his night was very restless,—was delirious; fell asleep, and is now collected and composed. The face one mask of eruption; but that portion covered with the calamine much less swollen; urine plentiful; pulse 120.

Rep. Mist. sed add. Amm. Carb. ʒss ; loco Sp. Amm. c. Pulv. Laxat. h. s. s.

24th.—Passed a tolerable day yesterday, but his night was very restless, delirious, but again fell asleep

towards morning, and is now collected and composed. The whole body since yesterday has been kept covered with the calamine; bowels twice relieved; gave him an additional half-pint of porter.

R Amm. Carbon. ℥j; Sp. Æther. Nit. ℥ss; Tr. Hyoseyam. ℥ij; Tr. Cinch. comp. ℥ss; Decoct. Cinchon. ℥jvss. Mr. ft. Mist. cujus cap. 4tam. part. 6tis horis.

25th.—Passed a comfortable day yesterday; slept the whole night; appears in every respect better; the confluent patches of eruption noticed in the early stage of the disease not to be observed now; the parts are dry and florid.

Cont. Mistur.

R Liq. Opii Sed. gtt. xx; Inf. Rosæ, ℥x; Tr. Card. c. ℥j. M. ft. L. h. s. s.

26th.—Going on well; the cuticle of each pustule appears thickened, and little pus to be found in any of them.

Contin. Mistur. et haust. Anod.

27th.—Passed a comfortable night; is tranquil and composed, *complains* of hunger, but is incapable of swallowing anything but liquids; a hurried attempt to drink a wine-glassful of porter nearly produced

suffocation; from the effort an incredible quantity of viscid saliva was discharged, which enabled him to swallow with comparative comfort. Pulse quick and weak; urine plentiful.

Contin. Medic.

28th.—Slept almost the whole night; general appearances as yesterday.

Rep. Mistur.

R Decoct. Aloes c. ʒx; Tr. Sennæ, ʒjss; Sp. Æther. Nit. ʒj; Aq. Puræ, ʒij. M. ft. L. mane primo s.

March 1st.—Slept well; no swelling of the extremities; bowels relieved; every broken pustule on the body healed; (the calamine has been constantly applied;) expresses himself confidently; urine plentiful; appetite good; pulse quick and weak.

R Ext. Cinchon. ʒij; Ammon. Carb. ʒj; Tr. Hyos. ʒij; Decoct. Cinch. ʒv; Tr. Cinch. c. ʒss. M. ft. Mist. Cap. 4tam part. 6tis horis. Rep. Haust. Anod. Lax.

2d.—Going on well; is collected; pulse quick and weak; no relief from the bowels; given an injection.

Contin. Mistur.

3d.—Slept almost the whole night; complains of hunger, but is unable to gratify it. Pulse quick and

weak ; mind steady ; every broken pustule is healed. With a pair of dissecting forceps, I was two hours engaged in separating the cuticle from the pustules : this might have been done some days ago, but I shrunk from the task. Twenty-four hours' such labour would, in all probability, have destroyed every pustule on the body : such a proceeding requires a very friendly or a very mercenary hand.

Contin. Medic.

P.M.—No relief from the bowels since the 1st. Gave an injection, and ordered the usual laxative draught to be given early in the morning, unless the bowels were relieved.

4th.—The aperient draught (which was given) has produced five liquid motions. He is restless ; his extremities cold ; his pulse very feeble ; his mind wandering, but still answers collectedly to any question ; when left to himself it is that the functions of the brain fail him. I tried to remove some of the incrustations from the face, and succeeded with such unexpected ease that I exposed (without causing a complaint) the cutis of the whole face, and covered it with the calamine. To prevent any more purging, I gave him twenty drops of laudanum in brandy and water.

10 o'clock, P.M.—Dead. The whole surface has been kept constantly covered with calamine to this hour.

The general appearance of the body is extraordinary. Countless pustules remain; the cuticle of each thickened, tough, and containing little or no pus; four points or dots of matter are to be seen laying on the cutis. I may say countless pustules are to be seen perfectly healed, and there is not an *ulcerating* spot anywhere. The legs are not, nor ever have been, swollen. Though large confluent patches are to be seen everywhere, it is curious to observe how distinct the eruption keeps in other parts, though the pustules everywhere almost touch each other. This morning the florid colour of the whole surface was very striking; even those livid patches noticed in the early stage are perfectly healed and red. I cannot but refer these healthful (if I may use the expression) appearances to the generous and stimulating diet allowed, and to the medicines employed. I cannot but refer his death to the action of the purgative. I made no post-mortem examination, under a belief that morbid dissections cannot determine such a question.

There are some peculiarities attending this case, which I can neither refrain from again noticing, nor can offer any probable conclusions as deducible from

them. First, the absence of pus in the majority of the pustules in the advanced stage of the disease; and, Second, the thickened state of the cuticle of each pustule at that period.

The existence of appetite to the last, which was even painful from his inability to gratify it; the due, and even increased secretion from the kidneys; the refreshing natural sleep which he often obtained; the moist and expanded state of tongue—are all circumstances opposed to the belief that the constitutional disturbance is fever in this disease, particularly when we consider the kind of diet allowed, and the course of medicine employed from the commencement of the attack, which in cases of fever, even of the typhoid character, would have quickly led to the loss of life, or the immediate embarrassment of any organ failing in its function.

I am induced to believe that this poor fellow's life was considerably lengthened by the remedies employed; and, in all probability, would have been saved had not his mouth and fauces been so thickly covered with the eruption.

HENRY GEORGE.

*Phillimore Place, Kensington;  
July 7, 1832.*

*To the Editor of the London Medical Gazette.*

SIR,

The following case is partly related from memory, but the general statement is correct. It paints a horrid scene, but no language could adequately describe the patient's sufferings and struggles. He had certainly more than twelve epileptic paroxysms in the progress of the disease.

I am, Sir,

Yours most obediently,

HENRY GEORGE.

*Phillimore Place, Kensington ;  
August 10, 1833.*

#### CASE IV.

A gentleman, twenty-one years of age, on the 27th of June, felt severely indisposed; suffering from rigors, intense pain in the head and back. Early in the evening of the 28th some spots were observed about the face and body. He retired to bed, passed a wretched night, and on the morning of the 29th I first saw him. His mind was wandering; his limbs and voice tremulous; his tongue dry, and covered with a brownish-red crust; his pulse 120; his face was swelled, and covered with small-pox pustules; his bowels had been relieved, and he had voided

plenty of urine. The nourishment to consist of beef-tea, arrow-root, &c., and I directed the following medicines :

℞ Liq. Amm. Acet. ℥iij; Amm. Carb. gr. iij; Sp. Ether. Nit. ℥ss; Tinct. Hyos. ℥ss; Aq. Puræ, ℥j.  
M. f. haust. 6tis horis sumend.

June 30th.—Had passed a tolerable night, about four hours' sleep; takes his nourishment; the face is much more swelled, and is one mass of eruption. Bowels open.

Cont. omnia.

July 1st.—Yesterday was passed in great restlessness and agitation. His appearance is now frightful; the whole surface of the body, with the exception of the abdomen, one mass of eruption, and, excepting a small space on each temple, there is not the least portion of sound cuticle to be seen over the whole face; the ears also are covered with the eruption, and the whole skin of a dark livid colour. Early this morning he had a violent epileptic paroxysm, which lasted some time, requiring five persons to restrain him. On the cessation of the fit, I endeavoured to administer an enema containing two drachms of laudanum, but owing to the violence of his struggles

one-half of it was lost. I directed the following medicine to be given, and ordered wine-whey, beef-tea, &c., for his nourishment :—

R Amm. Carb. ʒss; Acid. Cit. ʒss; P. Ipec. comp.  
gr. xij; Sp. Ether. Nit. ʒij; Aq. Puræ, ʒiij. M. f.  
cap. dim. stat. et post hor. 3 repet.

10 o'clock, P.M.—Has taken plenty of nourishment—taken it even with avidity. Has had another fit. Has slept a little. His appearance now is truly distressing: trembling every limb, conscious of your presence, recognising every one, but rambling and talking in all the wildness of furious insanity. Has passed plenty of nervous urine; pulse very rapid; skin hot and moist. I succeeded in injecting an enema containing two drachms of laudanum, and directed the wine-whey, with beef-tea, to be given frequently during the night.

2d.—Had four hours' sleep in the night; is more tranquil, but still very much disturbed. Passed plenty of urine. Administered a soap injection, and continued his nourishment.

10 o'clock, P.M.—The bowels have been relieved twice. No alteration in symptoms. Repeated the injection, with two drachms of laudanum.

3d.—Has had some sleep in the course of the

night. Retention of urine, the bladder reaching to the umbilicus; introduced the catheter. Continued his nourishment, covered the whole body with the calamine, and ordered the following medicine:

R Ammon. Carb., Acid. Citric.  $\bar{a}\bar{a}$  gr. xv; Sp. Ether.  
Nit. ʒss; Tr. Cinch. c. ʒj; Tr. Opii, gtt. vj;  
Aq. Puræ, ʒx. M. f. haust. 6tis horis.

10 o'clock, P.M.—Introduced the catheter. Another fit has occurred during the day.

I will pass over the following six days. The medicines were continued, and castor-oil or rhubarb occasionally given. I was compelled to use the catheter night and morning, until the morning of the 6th; and on the 7th an attack of diarrhœa was restrained by the use of chalk and opium. In this interval it was necessary to watch him closely, as he showed every disposition to destroy himself. On the 5th his abdomen had become tympanitic.

9th, 10 o'clock, A.M.—Had a violent epileptic paroxysm in the night; presents at this moment the most horrid spectacle that can be imagined; lies, and while lying, trembles from head to foot; his countenance suspiciously wild, and expressive of the darkest intentions; recognises every one, and answers collectedly to any question, but his mind immediately

wanders. Has not closed his eyes for two nights and days; urine plentiful; bowels open; innumerable pustules have been opened by his parents and attendants, and are now healed. There is not the smallest portion of exposed cutis to be seen any where. There is no swelling of the extremities, and the face, which has been completely peeled of its cuticle, (this was accomplished without difficulty, and occasioned scarcely any suffering,) is not at all swelled. The eyes are now open, and the incrustations formed by the powder are now in places falling off, exposing a perfectly smooth skin. A considerable abscess under each great toe, and one heel has been opened, discharging thin putrid matter mixed with blood: the smell was dreadful. I directed ten grains of soap and opium pill to be given immediately, and four grains to be given every two hours until sleep was procured, continuing his nourishment, which, for the last two or three days, had consisted of strong beef-tea, egg and wine, ale, &c.

10th, 9 o'clock, A.M.—Has taken ten of the pills; has passed a more tranquil night; the *trembling* has ceased; gave a dessert-spoonful of castor-oil; continued his nourishment, and the draughts with ammonia, &c., nearly as before.

I will now pass on to the 24th. During this interval, many of the usual difficulties were encountered. At his earnest request, animal food has been allowed him daily. The following circumstances I relate entirely from memory; any inaccuracy can only relate to time (a day or so). On the 14th, the incrustations formed by the powder on the face had been totally removed, leaving the skin perfectly smooth, having a florid appearance, and, but for the expression of the eye, his countenance was healthful. From this time to the present, incrustations have been forming on the site of each pustule, and on removing them slight depressions are to be observed: these, I have no doubt, will gradually disappear. The error, I believe, was in removing the incrustations as they loosened, instead of applying more calamine and still longer excluding the atmosphere. I had forgotten his face, from my anxiety for his life: all this was done by his attendants, and the face rubbed over with oil without my observing it. Yesterday, circumstances induced me to administer some purgative medicine: it operated twice. Immediately after the second operation, which was liquid, he had a most violent fit. A consultation with an eminent physician followed; and the following medicines were ordered:

R Muriat. Morphiæ, gr. j ; Acid. Muriat. gtt. j ;  
 Aquæ Distill. ʒj. M. f. solut.

R Solut. Morph. gtt. x ; Decoct. Cinch. ʒx ; Tr.  
 ejusd. ʒj. M. f. haust. 6tis horis.

26th.—We again met in consultation. There had been no return of the fits, but he was restless ; little or no sleep ; the urine, which hitherto has been so copious, is now very scanty, and depositing largely.

R Ferri Carbon. ʒss ; Aq. Puræ, ʒx. M. f. haust.  
 6tis horis.

27th.—Appears going on well ; has passed plenty of urine.

August 5th.—He has gone on with the carbonate of iron, the dose of which has been increased to two scruples. Has had no fit ; has been gaining strength, and even flesh ; his bowels have acted daily without medicine, and the urine has been plentiful. His appetite very keen, which has been indulged ; his mind much stronger, but he is still occasionally rambling, and very irritable.

22d.—Has had no fit. Has gained flesh and strength ; but his mind is very unsettled ; it was determined to separate him entirely from his relations, and remove him to a lodging at some distance. The carbonate of iron has been continued to this day.

25th.—The change appears to have increased his irritability; he has taken great antipathy to his attendant. Yesterday he refused all food, had no sleep in the night, and is this morning a most pitiable object; his fingers are rigid, his skin cold and clammy, pulse quick, universal tremor, &c.

R Amm. Carb. gr. x; Sp. Ether. Nit. ʒij; Tr. Opii, gtt. 40; Tr. Auran. ʒij; Aq. Puræ, ʒijss. M. f. Mist. cap. dim. stat. et post hor. ij, repet.

26th.—Took plenty of nourishment yesterday; slept well; is more tranquil this morning. The following draughts were ordered yesterday afternoon, and have been continued.

R Amm. Carb. gr. vj; Sp. Ether. Nit. ʒj; Tinct. Hyos. ʒss; Aq. Puræ, ʒx. M. f. haust. 6tis horis.

27th.—Much improved.

28th.—In consultation, the following alteration was made in his plan of management: his wine was discontinued, (usually four or five glasses,) and the following medicines to be given:

R Ext. Hyos. gr. iij; Gum Camp. gr. j; Ext. Colci. gr. j. M. f. pil. h. s. s.

R Sp. Ether. Nit. ʒj; Tr. Hyos. gtt. xx; Mist. Camp. ʒv; Inf. Senn. ʒvj. M. f. haust. ter die.

30th.—Has been very restless through the night. This morning there has been violent flushing of the face ; he is now pale, cold, a degree of stupor hanging over him ; very dilated pupil ; cannot tell the hour, and seems unconscious of your presence ; pulse very quick ; he does not now walk erect ; in moving, his motions are very hurried, and his body considerably bent. He has had three motions daily the last two days, and passed plenty of urine. I immediately directed the following medicine, and ordered his wine to be given him.

R Amm. Carb. gr. vj ; Sp. Ether. Nit. ʒj ; Tr. Hyos. ʒss ; Auran. ʒj ; Aq. Puræ, ʒx. M. f. haust. 6tis horis.

R Ext. Hyos. gr. iij ; Pil. Rhæi c. gr. vj ; Ol. Carui, gtt. j. M. f. Pil. ij, h. s. s.

Sept. 2d.—Is considerably better ; his nights have been passed quietly ; is tranquil ; his bowels regular. He yesterday read some passages in the newspaper correctly ; is tractable with, and even thankful to, his attendant.

Contin. Omnia.

Aug., 1852.—This gentleman has been for many years in perfect health, not at all disfigured by the disease.

## CASE V.

*To the Editor of the Medical Times and Gazette.*

July 3, 1852.

SIR,

Some years ago, the Editor of the 'London Medical Gazette' kindly inserted in that publication three cases of confluent small-pox, in which I pointed out the great benefits which followed a peculiar mode of local treatment. If the value of the discovery (for certainly it was one) is to be estimated by the amount of human suffering saved, and by the consequent decrease of danger in this terrible malady, my subsequent experience does not in any way depreciate its claim. There is a peculiar feature in the following case, which leads me to beg its insertion in your valuable publication. Aaron, an Alexandrian Jew, and an accomplished physician, the very earliest author on this disease, in his 'Treatise on the Small-pox,' has the following passage: "Et cum sunt digestæ (the pustules) jaceat patiens super farina risis et fumigetur cum foliis myrti olivarumque et desiccabuntur." In the use of the camphor I believe I have substituted one soothing atmosphere for another, and

do assure you that I found its benefit far exceeding any expectation that I could have formed.

I am, &c.

HENRY GEORGE.

*4, Hornton Villas, Kensington.*

After two or three days of severe indisposition, the eruption of small-pox appeared, (May 4th.) The subject of the disease was a young lady, whose age was about twenty-four years; the constitutional symptoms ran high, and the appearance of the surface of the body indicated a very formidable seizure. The whole surface of the body was directed to be frequently covered with hair powder, (some being at hand,) and medicines calculated to soothe the general disturbance were ordered; the diet permitted was broth, &c., with slight cordials. I left her under the care of my son, occasionally paying a visit. On the 11th of May, at 5, A.M., he requested me to accompany him to her residence, for her parents had sent to him a message that she was dying. I found her indeed in a most precarious state, her appearance very distressing, not a feature to be recognised, the eyelids perfectly closed and the throat enormously swollen, even as low as to the clavicles, so as nearly to be on a level with the lower edge of the inferior

maxillary bone; the body also, and the arms and legs, were one mass of eruption; she was now collected when spoken to, but had been perfectly sleepless, agitated, and delirious through the night; her pulse was scarcely to be counted, felt herself sinking; the deglutition was extremely painful and difficult; the three preceding nights had been passed with little or no sleep. I ordered directly a small injection, containing one drachm of laudanum. I covered the throat with jewellers' cotton, well sprinkled with finely powdered camphor; and half an ounce of the same material was scattered over the bed, between the sheets; her diet to consist of beef-tea; gruel with brandy, &c., to be given in moderate quantities and at short intervals; the medicine ordered was ammonia, with extract and decoction of bark, and a little Battley's sedative every six hours. 11, A.M. Fast asleep, breathing quietly. 4, P.M. Awoke once, composed and much refreshed; took some caudle; is again asleep. 9, P.M. Has taken nourishment twice; is very cheerful; and declares to feelings of perfect comfort.

Cont. Omnia.

12th.—Slept nearly the whole night; has taken plenty of nourishment; the throat scarcely swollen;

deglutition not at all painful. When I look back to her condition yesterday, I am almost surprised at the change. I renewed the camphor in the bed; continued the medicine; her diet still to be generous.

9, P.M.—Has slept a great deal; is desirous of food, and is perfectly free from any kind of pain.

Cont. Omnia.

13th.—Has passed another comfortable night; makes no complaint; the medicine and diet to be continued; the camphor was renewed.

18th.—Has been recovering rapidly; the hair-powder has all along been assiduously applied; all the pustules are healed; the eyes have been open some time, and the features perfectly natural; innumerable as the pustules are, they are all distinct; I have cleared the face of all incrustation; the bark medicine has been continued; the bowels regulated with colocynth and rhubarb pill, and the diet is now partly solid.

24th.—Is convalescent; no change has been made in the plan of treatment.

June 20th.—Is quite well; the bark medicine was discontinued on the 25th of May.

[N.B.—About the end of June the throat of this

young person presented the following appearance: all around as low as to the clavicles the skin was its natural colour, a ruler would have defined the margin of the handkerchief which encircled the throat with the powdered camphor; her back immediately below the margin was covered with vivid marks of numberless pustules. This circumstance led me to use this application to the face in the following instance.

H. G.]

---

CASE VI.

Anne Minter, æt. 19. The eruption of small-pox appeared on the morning of July 7th, 1852, after four days of severe illness; I ordered some ammoniated saline medicine with henbane, and opened the bowels.

July 8th.—Is very tolerable this morning; the eruption rather plentiful, is perfectly distinct on the body, but confluent on the face, which is much swollen; I covered one half the face with wadding well sprinkled with powdered camphor, over which I placed some oil-silk. I made an addition to the medicine of decoction of bark, broth, &c., for diet.

10th.—Had a very restless night; complains much

of headach; is very hot; is excessively weak; a dark erysipelatous blush occupies the forehead and the eyelids, which are much swollen; she slept close to an open window; the whole face and body have been covered with the calamine, and I still continue the camphor to one half the face; I ordered the extract and decoction of bark with ammonia every six hours. Wine to be allowed and plenty of beef-tea.

11th.—Passed a tolerable night; is certainly much better; the erysipelatous inflammation stopped, and the colour of the skin much less livid.

Cont. Omnia.

12th.—Slept the whole night; is very comfortable this morning; the camphor and calamine have been constantly applied.

Cont. Omnia.

14th.—Slept well, appetite good, in every respect comfortable. At this moment she presents a curious appearance; that side of the face covered with the camphor is perfectly clear, excepting one little spot; the opposite side is covered with warty incrustations, which are dropping off. I smiled at her remarking, "that she wished I had applied the camphor over the whole face."

22d.—This girl is perfectly well, her strength apparently but little diminished.

August 2d.—Continues well; on the side over which the camphor was applied, the remains of the pustules are scarcely visible, and no pitting whatever exists. On the opposite side the areolæ of the pustules are still broad and visible, and here and there some slight indentation exists on the skin; some of these areolæ are covered with a slight exudation.

---

I could detail many cases of greater and less severity, which have occurred in my practice during the last twenty years, but their repetition would be tedious; I have selected those which appear to me to present some point of interest; and I can safely aver that in no one instance was the constitution seriously shaken by the disease, and in many, where dyspeptic and hepatic errors had existed, their general health was much improved by the plan of treatment adopted.

## PAPERS

INSERTED IN THE LONDON MEDICAL GAZETTE,

ON

THE USE OF CAMPHOR AS A LOCAL APPLICATION.

## CASE I.

*To the Editor of the London Medical Gazette.*

SIR,

I have been accustomed for some few years back, in cases of croup, to apply externally to the throat, on flannel, a strong solution of camphor in spirits of wine.

Sp. Vin. Rec. ℥j; Gum. Camph. ℥ss.

The effect of the application has been to allay almost instantaneously the spasmodic action, and to afford convenient time for the exhibition of constitutional remedies. I saw the application give immediate relief in the case of a child, between four and five years of age, where the attacks of spasm were very frequent, and so violent as to force the little sufferer, in his struggle for existence, to leap with almost supernatural strength from his bed to the ground. I have used the same application in irritation of the trachea, with decided benefit; and in one instance, by its immediate application, have rescued a patient from attacks, which had often previously threatened

her with consumption in their progress. I have lately applied it over the whole abdomen with decided benefit in two cases in which, from the continued and improper use of mercurial and purgative medicines, the gastric nerves had acquired such exquisite morbid sensibility as produced, in certain stages of the digestive process, a degree of constitutional irritation that temporarily deranged every function of the body, and led in one instance to a slight apoplectic seizure. The marked and immediate benefit its application produced in a case of puerperal fever, leads me to offer you its history somewhat in detail.

A woman, about thirty years of age, in the eighth month of her pregnancy, received a severe kick from a horse in the abdomen. A great deal of indisposition followed, but labour did not commence until the natural period: the patient was under the care of the parish midwife from the commencement of her labour until the fourth day. The pains had been constant and severe, but ineffectual; the waters were discharged, whether by accident or design I never could discover.

On my first visit, I found the os uteri dilated, so as to admit two fingers, the child's head presenting, resting on the brim of the pelvis. I advised her to remain quiet; to discontinue stimulants and exertion, both of which had been used without mercy. In twenty-four hours the child's head had made some little progress through the pelvis. As her powers did not appear to be greatly diminished, I still declined interfering. From the time I left her, her sufferings became tremendous; dreadful cramps seized her limbs on the accession of each uterine pain, checking its power and duration. Such had been the state of things for some hours. On my next visit, I

found the head of the child was advanced to about the centre of the pelvis; the woman was much exhausted; pulse 120. The ergot of rye was now administered with very good effect, as, on my next visit, (the interval about three hours,) I found the head of the child had so far advanced as to leave a space that would easily admit my finger between it and the perinæum. In a short time the pains again decreased in strength and frequency. The exhausted and suffering state of my patient led me to determine on the immediate application of the forceps, and I extracted a child, which I had every reason to suppose had been dead about a fortnight. Nothing unusual occurred until the night of the second day subsequent to her delivery, when she had frequent vomitings, with intense pain in the abdomen, which gradually became tumid and exquisitely tender. I was not made acquainted with this change until the morning. I found her with the abdomen as distended as before delivery; great prostration of the vital and voluntary powers; pallid countenance, marked by inexpressible anxiety and suffering; pulse ranging between 130 and 140, not easily compressible; apparently choked with flatulence, which appeared occasionally to induce vomiting, that aggravated her sufferings dreadfully; no rigor had ushered in the attack. The following medicines were ordered her, and a piece of flannel, which covered the whole abdomen, loins, and part of the back, was soaked with the embrocation.

R Pulv. Rhei, ℥j; Aquæ Puræ, q. s. ft. Pilul. ij; stat. sumend.—4ta quaque hor. rep.

R Potass. Carbon. ʒss; Sp. Ether. Nit. ʒj; Tr. Hyos. ʒss; Tr. Amm. c. gtt. xxv; Mist. Camph. ʒj. M. ft. haust. 4ta quaque hora sumend. c. suc. limon.

R Camph. Gum. ℥ij; Sp. Vin. Rect. ℥iv; Tr. Opii, ℥ij. M. ft. Embroc.

In about two hours from the application of the remedies, she fell into that frightful state of nervous disorder, of which Dr. Armstrong has given us such a vivid picture in his 'Treatise on the Puerperal Fever;' he says, "the light wanderings of the mind were succeeded by a low muttering delirium, speedily followed by a stupor, in which the patients lay with their eyes half closed, and could not be roused from it but by loud speaking, upon which they started as from a disturbed sleep, uttered some vague and hasty expressions, and then sank into the same condition as before." The attendants, alarmed at this alteration, sent for me. A gentleman residing with me visited her in my absence, and abstracted about twelve ounces of blood, which was strongly buffed and cupped. She gradually recovered from this state of stupor, and he left her with the abdomen dreadfully tender, and as prominent as before delivery; the pulse ranging at 130.

I again visited her in about three hours: during this interval the embrocation had been reapplied. I found the swelling of the abdomen perfectly subsided, though it still remained exceedingly sensible to pressure; the pulse 120. She had again sunk into a state of stupor; her appearance was that of a corpse; and in addition to a variety of symptoms which Dr. Armstrong has so accurately described, her respiration was scarcely observable: no evacuation had been procured from the bowels. I directed the medicine to be continued, and ordered a purgative enema to be injected. In the course of the night the bowels were copiously relieved, the state of

stupor passed away, and she slept quietly at intervals. In the morning there was no tension of the abdomen; pulse 100. The countenance had lost its anxious expression. I directed five drops of the Liq. Opii Sed. with ʒj of Sp. Ether. Nit. to be given every six hours, and continued the usual nourishment, (gruel, with spice and brandy.) From this time until the present moment (a period of six days) she has continued slowly to recover.

It is not my intention to lengthen this history, by detailing the progress of convalescence; it is sufficient to say, that difficulties were encountered and overcome by a mode of treatment, the object of which was to allay irritation, and to support the powers of the system; my only wish is to convey to you a faithful picture of the severity of the disease, and to point out the rapid subsidence of the abdominal swelling on the application of the camphor, and the consequent mitigation of every symptom which appeared to threaten her existence.

I am, Sir,

Your obedient servant,

HENRY GEORGE.

*Phillimore Place, Kensington;  
August 16, 1831.*

---

*To the Editor of the London Medical Gazette.*

SIR,

In my last communication to you, I concluded by stating the convalescence of my patient, who had been suffering from what is generally denominated puerperal

fever. When I wrote to you, she had occasionally complained of uneasiness in the left leg, and in the region of the uterus. Engrossed perhaps by what had been previously passing, I entertained no suspicions of any consequent mischief; but on the morning of the 16th, she was suddenly seized with excruciating pain in the calf of the left leg, which quickly extended itself over the whole limb, affecting even the contents of the pelvis. There was great tenderness on pressure over the os pubis; the bowels had not been relieved for some hours. I ordered a dose of castor oil to be administered. In the evening when I called, I found the limb exquisitely tender, swelled, and œdematous around the ankle and the instep, on the calf, and on the inside of the thigh and groin, and the whole leg perfectly blanched; nor was this appearance confined to the limb; it was to be observed more or less over the whole surface of the body; great anxiety of countenance; pulse 120, and very weak; she had fainted four times in the course of the day from the agony which slight exertions produced; the oil had operated three times. I ordered five grains of the Pil. Sap. c. Opio to be given immediately, with two grains of the Sulphate of Quinine; the Quinine to be continued every four hours, and the limb to be enveloped in a flannel roller, steeped in the camphorated solution that was applied to the abdomen in the previous attack.<sup>1</sup> When I saw her on the morning of the 17th, she described the relief as almost immediate on the application of the roller; she fell asleep before the opiate reached

<sup>1</sup> Dr. Denman, in his chapter on the Swelled Leg, in his 'Treatise on Midwifery,' recommends an embrocation composed of camphor one drachm, olive oil one ounce.

her; however, it was taken afterwards, and the medicine administered through the night. Five hours' sleep was procured. The embrocation was reapplied; the quinine continued; gruel and brandy, with beef-tea, comprised her nourishment. In the evening it was necessary to relieve the bladder, that was distended with urine; and pills, composed of four grains of Pil. Sap. c. Opio with eight of Colocynth, were administered.

18th.—Passed an excellent night; pulse 90; no increase of tumefaction about the limb, but complains of the calf of the opposite leg, which is excessively tender on pressure. I continued my constitutional remedies, and applied the embrocation to both limbs. In the evening I found the bowels had been very irritable; eight or nine motions; in fact, the bowels acting every time that nourishment was taken. It was necessary to use the catheter. The following draught was ordered. At this time she could move the limbs with perfect freedom; they were still sensible to pressure, and the left leg still œdematous about the ankle. The catheter again used.

R Confect. Cardiac. ℥j; Confect. Opiat. ℥j; Tr. Card. Comp. ʒj;  
Aq. Cinnam. ʒx. M. ft. haust. statim sumend.

19th.—Slept the greater part of the night; complains very little of pain; has perfect command of the muscles of the limbs; pressure still gives uneasiness, and the left ankle is still œdematous. The catheter again employed night and morning.

R Liq. Potass. ʒj; Conf. Cardiac. ℥iv; Sp. Ether. Nit. ʒij; Decoct. Cinchon. ʒvss. M. ft. mist. capt. 4tam part. 6tis horis. Pil. Sap. c. Opio, gr. v, h. s. s.

She has continued daily to improve. On the 25th she was removed to the workhouse in a chair; and on the

27th, dissatisfied with her situation, she walked to her residence (distant about a quarter of a mile) without much difficulty, nor has the exertion injured her in the least.

I am, Sir,

Your obedient servant,

HENRY GEORGE.

*22, Lower Phillimore Place,  
Kensington.*

---

*To the Editor of the London Medical Gazette.*

SIR,

In my late communications to you I have ventured to assert that the disease which is denominated puerperal fever may occasionally be arrested in its course, by a mode of treatment the very opposite to that which has been pointed out by Drs. Armstrong and Gordon, &c., as the only one affording the least prospect of relief; and consequently that extreme tenderness of the abdomen, with great distension, that very hurried circulation, with distressed nervous system, may exist after parturition, and not be depending on that species of inflammatory action which demands for its relief very copious bleedings with as copious evacuations from the bowels and that that disease which has been characterised phlegmasia dolens may also be arrested in its commencement by the local application of a very strong solution of camphor. The experience which I have had of the very great benefit which follows the local application of this remedy in some diseases, has deeply impressed my mind with the belief that it is capable of a very extended application.

Among many other maladies, I would venture to suggest its use in cases of cholera, in the full expectation that it would be found a very valuable auxiliary remedy; and, indeed, I believe that, in many of the diseases of some vital organs, which have spasmodic action and nervous irritation as striking features, the remedy would afford immediate relief; its almost instantaneous effect being one of its greatest advantages. In the following case which I trouble you with, I feel the utmost confidence that it was the means by which the subject of it was rescued from the grave.

I am, Sir,

Your obedient servant,

H. GEORGE.

*22, Lower Phillimore Place,  
Kensington; September, 1831.*

#### CASE II.

A child, three weeks old, nourished by its mother, was, on the 24th, violently attacked with diarrhœa. The motions were very frequent, and each napkin that was removed appeared as though it had been soaked in saffron and water; no solid feculent matter was discharged, and each dejection took place with a suddenness and violence that, to me, was unexampled. The mother has assured me that, on one occasion, when the nurse was removing a napkin, the bowels again suddenly acted, and their contents were ejected at least to the distance of a yard. Notwithstanding the best directed efforts which I could employ, the nervous system became implicated in about twenty-four hours from the first seizure; the child became convulsed, the fits continued to increase for some

hours in violence and frequency, until at last there was scarcely any intermission from convulsive action, and the child was reduced to such a dreadful state that even the parents were anxious for its dissolution.

In this state I applied the camphorated lotion (Gum. Camph.  $\bar{3}$ ss.; Sp. Vin. Rect.  $\bar{3}$ j,) to the abdomen and loins, and in the evening of this day (the 26th) I found she had had very few fits, and had slept at intervals very quietly. I renewed the lotion; the child, being unable to swallow, I left to its fate.

On the morning of the 27th, I found the child had slept almost the whole night, waking at intervals, and evidently sensible to light and sound; it was still incapable of swallowing, was very languid, but there had been scarcely any appearance of convulsive action. I ordered injections of milk and Sp. Ammon. c. to be administered every two hours. In the evening I found she had passed a very quiet day. Urine in great plenty had been voided, but no relief had taken place from the bowels for sixteen hours. She appeared much revived. I ventured and succeeded in giving a teaspoonful of castor oil, with two drops of laudanum, and directed a table-spoonful of milk to be given every two hours through the night. In the morning of the 28th, I found the child materially better; the nourishment had been taken; the oil had operated once copiously (a green motion); she had slept quietly through the night, without the slightest disposition to convulsive action. I repeated the castor oil and laudanum, continued the nourishment, and directed that the child should be occasionally tried at the breast. In the evening I found her much improved, and capable of swallowing; no relief had been obtained

from the bowels. I directed the oil to be repeated in the morning, if necessary, and the nourishment to be continued, with a drop of sal volatile each time that it was given, as the child had not been able to take the breast.

29th.—The bowels had acted four times in the course of the night,—the last motion a very natural one; the child had taken the breast with eagerness, and slept well through the night.

30th.—The bowels open; the kidneys secreting plentifully; tongue clean and moist; appetite natural; but there has been a good deal of subsultus, and the fingers of each hand are rigid; the abdomen distended and very hard. I renewed the camphor, and ordered the following mixture, the oil to be given if necessary:

R Liq. Potass. ℥xvj; Tr. Hyos. ℥xvj; Syr. Aurant. ʒij; Aq. Puræ, ʒvj. M. ft. mist. capt. min. 6tis horis.

Sept. 1st.—The abdomen perfectly soft; the nervous system quiet; and the fingers have lost their rigidity; the appearance of the child is that of health.

3d.—No relief has taken place from the bowels for some hours; the child has gradually sunk into a state of stupor; is very pallid, and lies with its eyes half open; is evidently sensible to sound, but when roused quickly relapses into a state of insensibility; the abdomen immensely swollen and hard; urine had been voided; I ordered the following medicine, &c.:

R Conf. Card. gr. xx; Pulv. Jalap. gr. x; Inf. Sennæ, ʒjss; Tr. Hyos. ℥vj; Sp. Ether. Nitr. ℥x. M. ft. sumat. Coch. ij min., 2dis horis;

and the camphor to be reapplied. In the evening the child was much relieved; the state of stupor had passed away; the bowels had been freely relieved, and the

swelling of the abdomen had quite subsided. The child being incapable of taking the breast, I directed nourishment to be given every two hours through the night.

4th.—The child is perfectly sensible, and slept a good deal; the bowels have been much disturbed; the motions have been trifling, and quite liquid; is very languid.

R Pulv. Contrayervæ comp. gr. xxiv; Gum. Acac. gr. xvj; Aq. Puræ, ʒjss. M. ft. mist. capt. cj min., 6tis horis.

5th.—The motions have become consistent, and much less frequent; the child is materially better; she has again taken the breast; slept the best part of the night; the nervous system quiet.

Continued the medicines.

8th.—The child has been going on very well.

The Contrayerva has been continued every six hours.

In this case I am persuaded that the child owed its existence to that cessation of convulsive action which immediately followed the application of the camphor. The most vivid picture of that diseased state would be no exaggerated description of the little creature's sufferings and condition at that time. I was particularly struck with her situation on the 3d of September. Her tumid belly, and, if I may use the expression, paralysed nervous system, strongly reminded me of the state of my puerperal patient in that period of her illness when the abdomen was as distended as before delivery,<sup>1</sup> the subsidence of the swelling in both instances being followed by the same relief. Her subsequent sufferings I cannot but regard as simply the effects of indigestion. This may appear a trifling source to refer to, as producing such

<sup>1</sup> I allude to the case previously mentioned.

complicated, and what is often, too, such fatal mischief; but when we consider the character of the first attack, and the violent convulsive actions which existed for hours, it may be easily imagined that the digestive organs were left incapable of performing their functions, and that the nervous system remained prone to assume the most fatal kind of disturbance on the slightest irritation being offered.

---

*To the Editor of the London Medical Gazette.*

SIR,

My latter communications to you have contained some striking instances of the powerful effects which the local application of camphor produces. I have reason to suppose that even the action of the heart is under the influence of its power, and adduce the following case in support of this opinion.

#### CASE III.

A child, suffering from some peculiar affection of the brain, sunk into that state of stupor which is generally the result of effusion into the cavities. The following was the state of the child when I determined to try the effects of camphor on the heart. It was lying perfectly senseless, with a slight flush in the countenance, was squinting, the pupils dilated, the pulse beating about 64 in the minute, intermitting every fourth stroke. I enveloped the whole chest, anteriorly and posteriorly, with a piece of flannel, soaked in the following camphorated solution :

R Gum. Camphor. ℥jss; Sp. Vin. Rect. ℥iij. M. f. solut.

In less than five minutes the child, who had lain perfectly senseless and quiet for some hours, became pale, moaned, and appeared restless and distressed, the pulse beating so rapidly that it was almost impossible to count it. These appearances increasing, I removed the flannel from the chest, and the child in a few hours had returned to the state in which it was previous to the application of the camphor, and died in about twenty-four hours. It was not with any expectation of benefiting my little patient that the experiment was made, but his hopeless state, in my mind, justified the trial. It is not my intention to suggest any peculiar conditions of the system, or of the heart itself, in which this application might be useful, but I can imagine many, and trust that my hopes may not be deceived, when the opinion is again put to the test of experiment.

I have lately used the same local application to the perinæum in a case of gonorrhœa dormientium. Previous disease had induced excessive debility, which every paroxysm of this attack aggravated considerably. Nearly three weeks have elapsed since the application was had recourse to, and no paroxysm has actually occurred since.

From ascertaining, by repeated experiments, the great value of this application, and from having successfully applied it in cases that might be said to be somewhat analogous to cholera, I would venture, with some degree of confidence, to suggest its use in that disease. If a case occurred in my own practice, I should, without hesitation, envelope the whole abdomen, from the ensiform cartilage to the pubis, and the corresponding portion of the back in flannel, soaked in the solution, and I should do it in great expectation of some advantage following;

for it appears to me that it is only in cases where the nervous power is absolutely deficient, (not in those in which it is in a state of diseased action,) that the application could in any way be prejudicial.

I am, Sir,

Your obedient servant,

HENRY GEORGE.

*Kensington; Dec. 14th, 1831.*

---

ON THE TREATMENT OF TRAUMATIC TRISMUS.

*To the Editor of the London Medical Gazette.*

SIR,

In such a very formidable disease as the traumatic trismus, any remedy, whether local or constitutional, producing marked and decided benefit, appears to me to be well worthy of record. The temporary alleviation to spasmodic suffering which followed the local application of camphor, was, in the following instance of that disorder, very remarkable—too decided and remarkable, indeed, not to have left on my mind a firm conviction that it was a powerful auxiliary to the constitutional remedies which were had recourse to. A recollection of the following opinions of Mr. Abernethy, which certainly express his belief that the ganglionic nerves take their share in producing the diseased phenomena, led to its application; for ample experience has taught me the power which this remedy possesses in controlling deep-seated disorders of irritation. In his *Essay on the 'Constitutional Origin of Local Disease,'* Mr. Abernethy observes, "I wish, finally, to excite the attention of surgeons to the state of the bowels in tetanus: the oc-

currence of this disorder occasionally, when the wound which produced it is healing, seems to indicate that the effects which have been produced by its irritation continue. It has been, I think, fully shown that local irritation may disorder the digestive organs; which disorder continuing and aggravating the affection of the sensorium, may possibly lead to the production of tetanus at a time when the wound is no longer irritable."

Your insertion of the following case in the 'Medical Gazette' would greatly oblige

Your obedient servant,

HENRY GEORGE.

*4, Hornton Villas, Kensington;  
February 20, 1846.*

#### CASE IV.

Mrs. —, aged 55, in the evening of December 31st, fell down a flight of steps upon a hard pavement. The height was about ten feet. She remained perfectly insensible for some minutes, and received a contused wound on the temple and forehead, which bled profusely. She was carried to bed, passed a confused and restless night, with severe general pains and repeated rigors. The next day was passed in very great discomfort. Took aperient medicine, which operated.

January 2d.—She felt a little better. On the 3d she again took aperient medicine, which operated, but she felt very restless and uncomfortable.

5th.—Had passed a very restless night; awoke with intense pain in the right side of the face, and felt as if the lower jaw had been wrenched out of its socket, but she could open her mouth. On the 7th she became in

every way worse, and on the 8th she applied to me for assistance. Her jaws were perfectly closed; her pulse was 130; she complained of acute pains in the chest, at the back of the neck, and through the whole length of the spinal cord and shoulders. The act of swallowing was most singularly distressing. Her intellects were clear; her wounds healthy. She has lost two teeth in the lower jaw, which fortunately will enable her to take both food and medicine; of the latter I ordered the following:

R Calom. gr. iv; Argent. Oxyd. gr. j; Ext. Col. c. gr. xii. M. et divide in Pil. iv; Sum. ij, statim et post hor. vj; Repet. cum haust. sequent.; haust. sal. cum pulv. Doveri, gr. vj.

9th.—Passed a very restless night; symptoms nearly as yesterday; the jaw, if possible, more rigid and painful. Nourishment to consist of good broth, wine, brandy, &c.

R Calomel. gr. ij; P. Ipec. c. gr. v; Argent. Oxyd. gr. j. M. ft. pulv. 3tis horis. A saline purgative to be given an hour after the third dose.

9 o'clock, P.M.—Bowels have operated very copiously; the motions almost black; expresses herself relieved by them, but appears much the same. The jaw is immovable, and the agony from the violence of the spasm very great; the pain extending to the clavicle. Pulse not so rapid, about 120. I directed a piece of flannel, large enough to envelope the whole abdomen and loins, to be soaked in the following embrocation:—Camphor. ℥j; Sp. Vin. R. ℥ij; and ordered the following medicines, the diet to consist of wine, beef-tea, &c.:

R Liq. Potass. ℥xx; Decoct. Cinch. ʒij; Sp. Ether. N. ʒj; Acid. Hyd. ℥ij; Liq. Opii Sed. ℥iv; Liq. Arsen. ℥j; Aq. Cinn. ℥j. M. ft. haust. 6tis horis cap. c. pil. sequent.

R Calomel. gr. ss; Argent. Oxyd. gr. j; Ext. Col. gr. iij. M. ft. pil.  
 R Mag. Sulph. ʒij; Tinct. Senn. et Tinct. Rhei c. āā ʒiij; Infus.  
 Rhei, ʒj. Ft. haust. mane.

10th.—Has had some sleep; is perfectly free from pains in the chest and back; considerable relaxation of spasm in the jaw. I can easily introduce my forefinger between the teeth; can swallow with much less suffering; pulse about 110; one copious dark bilious motion.

Contin. haust. ton. et pil. 6tis horis.

R Calomel. gr. ij; Ext. Col. c. gr. vj. Ft. Pil. h. s. s. The saline purgative in the morning.

11th.—Passed a sleepless night; jaw firmly closed; still she has less general pains than yesterday. I again applied the camphor, continued the same medicines and diet, increasing the quantity of wine.

14th.—I can again introduce with ease my fore-finger into the mouth; is free from general suffering, but perspires most profusely, and the heat of skin is excessive. Complains much of debility; mercurial fœtor very evident. No alteration in medicine or diet has been made since the 11th. Pulse very quick and weak.

R Acid. Sulph. D. ℥ xxv; Tr. Lyttæ, ℥ xx; Liq. Opii Sed. ℥ xv;  
 Dec. Cinch. ʒiij; Tr. Card. c. ʒvj; Aq. Cinn. ʒij. M. ft. mist.  
 4 part. 6tis horis c. pil.

R Argent. Oxyd. gr. jss; Pulv. Rhei, q. s. ft. pil.

R Pil. Sap. c. Opio, gr. iv; Quin. Dis. gr. ij. Ft. pil. h. s. s.

16th.—The sweating continues, but upon the whole she is much better. Debility excessive; the jaw more relaxed; pulse about 90. To continue the medicine prescribed on the 14th. The purgative has been continued daily. I have increased her allowance of wine.

17th.—Is free from sweating: the heat of skin natural; jaw much more open; pulse about 88; the camphor has been applied daily.

R Ext. Cinch. gr. viij; Dec. Cinch. ʒj; Tr. Lytt. ℥v; Liq. Arsen. ℥ij; Liq. Opii Sed. ℥iv; Tr. Card. c. ʒj; Aq. Cinn. ʒij. Ft. haust. 6tis horis, haust. purg. mane.

19th, 9 o'clock, A.M.—Has passed a very comfortable night, and is in every respect much improved.

9 o'clock, P.M.—The medicine has operated six times, producing great distress. Fell into a troublesome sleep, and awoke with sense of stiffness and great pain through the whole length of the spinal column, particularly the lumbar vertebræ. Jaw again closed; great sense of weight in both arms, with a pricking sensation in them. Pulse very rapid. I continued the bark again, applied the camphor, discontinued the laxative, and ordered the following pills:

R Quin. Dis. gr. ij; Pil. Sap. c. Opio, gr. vj; ft. Pil. ij, stat. sum.; and applied a strip of the Belladonna plaster the whole length of the spinal column.

20th.—Has had five hours' sleep; is free from pain; pulse about 90. To continue the medicine and diet as yesterday, but omitting the night pills.

31st.—In every respect very comfortable; pulse about 70.

Feb. 9th.—The same medicine has been continued to this day, and my patient is convalescent. On the 5th and 6th of February a most violent headache followed relief from the bowels, and was quickly relieved by the application of camphor to the abdomen.

REMARKS.—In this case the relief obtained by the local application of camphor has been in no way exaggerated; each successive application (and there were many) produced the same comfort. It is scarcely necessary to point out the vantage ground obtained by the perfect lull produced in the complicated symptoms and sufferings

which were threatening the approach of tetanus, and by so doing affording an opportunity for remedies (certainly not inert) to exert their influence on the constitution. Those violent headaches, too, which twice followed the action of the purgative, I feel myself justified in believing were relieved by the application of camphor to the abdomen and loins: a circumstance which does not militate against Mr. Abernethy's suspicions, certainly. These headaches were very serious, and on the last occasion the headache was accompanied with great and sudden decrease of the heart's action; the pulse fell to about 50. The oxide of silver, a power which, I presume, could not be used indifferently, was selected more from the convenience of its form than from a belief that it possesses any remedial powers in greater force than the nitrate of the same metal. Whether the specific effects of the calomel assisted in producing any alleviation of disease, I am not prepared to decide; but this is certain, that they produced no aggravation of symptoms. Dr. Parry, of Bath, placed some reliance on the constitutional effects of this remedy, but his cases were almost uniformly fatal.

---

CASE V.

*Case of Congenital Closure of the Rectum, in which the Infant lived Five Weeks.*

ABRIDGED FROM THE 'MEDICAL GAZETTE.'

A male infant, born May 10th, 1849, was very restless the third day after; had repeatedly vomited, and had not evacuated the meconium, though castor-oil, and

134 CONGENITAL CLOSURE OF THE RECTUM.

rhubarb and jalap had been administered. On examination, the rectum was found to be closed about half an inch above the anus, but as no hardness or protrusion could be felt within the gut, it was not thought right to interfere. The nature of the case was explained to the parents, and the following embrocation

Sp. Vini Rect. ℥j; Camphoræ, ℥ss.


was applied on flannel round the abdomen, and milk and water given as nourishment.

14th.—Has remained extremely quiet since the application of the camphor, which was to be renewed once every day. This state of things continued for ten days, when the long continuance of life, as well as the perfect ease in which the child was, for it literally took its food with relish and slept in comfort, led its friends to express a wish for further advice. Sir Benjamin Brodie gave it as his opinion that there was nothing to be done or hoped for.

On the 11th of June I took the child to Sir B. Brodie's residence, who declared the case a hopeless one.

On the 12th it became restless, and on the 14th died of retention of urine.

The *post-mortem* examination showed a perfect absence of meconium, the presence of healthy feculent matter in the bowels, and extraordinary dilatation of the upper portion of the ureters. The rectum from the external orifice was pervious to nearly half an inch, and wanting to the termination of the colon, which ended in a blind sac.



London, Princes Street, Soho,  
August, 1852.

MR. CHURCHILL'S  
Publications,  
IN  
MEDICINE, SURGERY,  
AND  
SCIENCE.



"All the publications of Mr. Churchill are prepared with so much taste and neatness, that it is superfluous to speak of them in terms of commendation."—*Edinburgh Medical and Surgical Journal*.

"No one is more distinguished for the elegance and *recherché* style of his publications than Mr. Churchill."—*Provincial Medical Journal*.

"Mr. Churchill's publications are very handsomely got up: the engravings are remarkably well executed."—*Dublin Medical Press*.

"The typography, illustrations, and getting up are, in all Mr. Churchill's publications, most beautiful."—*Monthly Journal of Medical Science*.

"Mr. Churchill's illustrated works are among the best that emanate from the Medical Press."—*Medical Times*.

"We have before called the attention of both students and practitioners to the great advantage which Mr. Churchill has conferred on the profession, in the issue, at such a moderate cost, of works so highly creditable in point of artistic execution and scientific merit."—*Dublin Quarterly Journal*.

Mr. CHURCHILL is the Publisher of the following Periodicals, offering to Authors a wide extent of Literary Announcement, and a Medium of Advertisement, addressed to all Classes of the Profession. COMMUNICATIONS, BOOKS for REVIEW, addressed to the respective Editors, are received and duly forwarded by Mr. Churchill.

**THE BRITISH AND FOREIGN MEDICO-CHIRURGICAL REVIEW;**

OR,

**QUARTERLY JOURNAL OF PRACTICAL MEDICINE.**

Price Six Shillings. Nos. 1 to 19.

**THE MEDICAL TIMES AND GAZETTE.**

Published Weekly, price Sevenpence, or Stamped, Eightpence.  
Annual Subscription, if pre-paid, Stamped, £1. 10s., and regularly forwarded to all parts of the Kingdom.

The MEDICAL TIMES AND GAZETTE is favoured with an amount of Literary and Scientific support which enables it to reflect fully the progress of Medical Science, and insure for it a character, an influence, and a circulation possessed at the present time by no Medical Periodical.

**THE HALF-YEARLY ABSTRACT OF THE  
MEDICAL SCIENCES.**

Being a Digest of the Contents of the principal British and Continental Medical Works; together with a Critical Report of the Progress of Medicine and the Collateral Sciences. Edited by W. H. RANKING, M.D., Cantab. Post 8vo. cloth, 6s. 6d. Vols. 1 to 15.

**THE JOURNAL OF PSYCHOLOGICAL MEDICINE  
AND MENTAL PATHOLOGY.**

Being a Quarterly Review of Medical Jurisprudence and Insanity. Edited by FORBES WINSLOW, M.D. Price 3s. 6d. Nos. 1 to 19.

**THE PHARMACEUTICAL JOURNAL.**

EDITED BY JACOB BELL, F.L.S., M.R.I.

Published Monthly, price One Shilling.

Under the sanction of the PHARMACEUTICAL SOCIETY, whose TRANSACTIONS form a distinct portion of each Number.

\* \* Vols. 1 to 11, bound in cloth, price 12s. 6d. each.

**THE PROVINCIAL MEDICAL & SURGICAL JOURNAL.**

Published Fortnightly, Stamped, price Ninepence.

**THE DUBLIN MEDICAL PRESS.**

Published Weekly, Stamped, price Sixpence, free to any part of the Empire.

**THE LONDON AND PROVINCIAL MEDICAL DIRECTORY.**

Published Annually. 12mo. cloth, 10s.

# Three Splendidly Illustrated Works.

## **PATHOLOGY OF THE HUMAN EYE.**

Illustrated in a Series of COLOURED PLATES, from Original Drawings.

By JOHN DALRYMPLE, F.R.S., F.R.C.S.

*Complete in Nine Numbers. Imperial Quarto, 20s. each.*

"The fidelity of the delineations is only equalled by the exquisite beauty of the execution. The value of the plates is greatly enhanced by the excellent instructions for treatment, which are laid down with simplicity and clearness; and the work, when completed, will, in our judgment, be the noblest contribution to ophthalmic science which this country has ever produced."—*London Journal of Medicine.*

"The value of this work can scarcely be over estimated. We shall recur to it, and point out more in detail its peculiar features,—it realizes all that we believe it possible for art to effect in the imitation of nature."—*British and Foreign Medico-Chirurgical Review.*

## **SURGICAL ANATOMY.**

A Series of Dissections, illustrating the Principal Regions of the Human Body.

By JOSEPH MACLISE, F.R.C.S.

The singular success of this Work has exhausted the Edition of 1000 Copies within six months of its completion. Mr. Churchill is happy to announce that the Author is engaged on a New Edition, the First Fasciculus of which will appear on the 1st of January, 1853.

## **PORTRAITS OF SKIN DISEASES.**

By ERASMUS WILSON, F.R.S.

Fasciculi I. to X., 20s. each. *To be completed in Twelve Numbers.*

"May be truly designated a splendid performance. We can scarcely speak too strongly of the merits of this work."—*British and Foreign Medico-Chirurgical Review.*

"We have never before seen a work more beautifully got up—they excel all other plates of diseases of the skin that have ever been published."—*Lancet.*

"Admirably fitted to assist diagnosis, and to familiarise the practitioner with the special characters of diseases of the skin."—*Medical Gazette.*

*Mr. Churchill feels it an honourable distinction to be engaged on three Works, which, in Pictorial Illustration and Typographical excellence, have commanded the admiration of the Profession, and reflected credit on the Country producing them. Aware of the objection (too justly entertained) to subscribe for Works published in Fasciculi, from an apprehension of their non-completion, or of a falling off in the "getting up," Mr. Churchill trusts his assurance will be received, that no Subscriber shall have to accuse him of not completing these Works, and that in every respect equal to the first Numbers.*

MR. CHURCHILL'S PUBLICATIONS.

Oxford Editions.—Edited by DR. GREENHILL.

- I. ADDRESS TO A MEDICAL STUDENT. Second Edition, 18mo. cloth, 2s. 6d.
- II. PRAYERS FOR THE USE OF THE MEDICAL PROFESSION. Second Edition, cloth, 1s. 6d.
- III. LIFE OF SIR JAMES STONHOUSE, BART., M.D. Cloth, 4s. 6d.
- IV. ANECDOTA SYDENHAMIANA. Second Edition, 18mo. 2s.
- V. LIFE OF THOMAS HARRISON BURDER, M.D. 18mo. cloth, 4s.
- VI. BURDER'S LETTERS FROM A SENIOR TO A JUNIOR PHYSICIAN, ON PROMOTING THE RELIGIOUS WELFARE OF HIS PATIENTS. 18mo. sewed, 6d.
- VII. LIFE OF GEORGE CHEYNE, M.D. 18mo. sewed, 2s. 6d.
- VIII. HUFELAND ON THE RELATIONS OF THE PHYSICIAN TO THE SICK, TO THE PUBLIC, AND TO HIS COLLEAGUES. 18mo. sewed, 9d.
- IX. GISBORNE ON THE DUTIES OF PHYSICIANS. 18mo. sewed, 1s.
- X. LIFE OF CHARLES BRANDON TRYE. 18mo. sewed, 1s.
- XI. PERCIVAL'S MEDICAL ETHICS. Third Edition, 18mo. cloth, 3s.
- XII. CODE OF ETHICS OF THE AMERICAN MEDICAL ASSOCIATION. 8d.
- XIII. WARE ON THE DUTIES AND QUALIFICATIONS OF PHYSICIANS. 8d.
- XIV. MAURICE ON THE RESPONSIBILITIES OF MEDICAL STUDENTS. 9d.
- XV. FRASER'S QUERIES IN MEDICAL ETHICS. 9d.

MR. ACTON, M.R.C.S.

A PRACTICAL TREATISE ON DISEASES OF THE URINARY AND GENERATIVE ORGANS OF BOTH SEXES, INCLUDING SYPHILIS. Second Edition. 8vo. cloth, 20s.; or with Plates, 30s.

"Mr. Acton's work must be diligently studied by every practitioner who would desire to benefit instead of injuring his patient; it has a distinctive and pre-eminently diagnostic value."—*Med. Gazette*.

"The present edition of Mr. Acton's work is very much enlarged, and contains a most valuable collection of matter."—*The Lancet*.

"We cannot too highly recommend this treatise; it should be found wherever Surgery is practised throughout the British Empire."—*Provincial Medical Journal*.

DR. WILLIAM ADDISON, F.R.S., F.L.S.

ON HEALTHY AND DISEASED STRUCTURE, AND THE TRUE PRINCIPLES OF TREATMENT FOR THE CURE OF DISEASE, ESPECIALLY CONSUMPTION AND SCROFULA, founded on MICROSCOPICAL ANALYSIS. 8vo. cloth, 12s.

"A work deserving the perusal of every one interested in the late rapid advance of physiology and pathology."—*Medico-Chirurgical Review*.

MR. ANDERSON, F.R.C.S.

I.  
HYSTERICAL, HYPOCHONDRIACAL, EPILEPTIC, AND OTHER NERVOUS AFFECTIONS; their Causes, Symptoms, and Treatment. 8vo. cloth, 5s.

II.  
THE SYMPTOMS AND TREATMENT OF THE DISEASES OF PREGNANCY. Post 8vo. 4s. 6d.

DR. ARMITAGE.

HYDROPATHY AS APPLIED TO ACUTE DISEASE.

Post 8vo. cloth, 3s.

MR. CHURCHILL'S PUBLICATIONS.

DR. JAMES ARNOTT.

I.

ON THE REMEDIAL AGENCY OF A LOCAL ANÆSTHETIC  
OR BENUMBING TEMPERATURE, in various painful and inflammatory Diseases.  
8vo. cloth, 4s. 6d.

II.

ON INDIGESTION; its Pathology and its Treatment, by the Local  
Application of Uniform and Continuous Heat and Moisture. With an Account of an  
improved Mode of applying Heat and Moisture in Irritative and Inflammatory Diseases.  
With a Plate. 8vo. 5s.

III.

PRACTICAL ILLUSTRATIONS OF THE TREATMENT OF  
OBSTRUCTIONS IN THE URETHRA, AND OTHER CANALS, BY THE  
DILATATION OF FLUID PRESSURE. 8vo. boards, 3s.

MR. ATKINSON.

MEDICAL BIBLIOGRAPHY. Vol. I. Royal 8vo. 16s.

"We have never encountered so singular and remarkable a book. It unites the German research of a Plouquet with the ravings of Rabelais,—the humour of Sterne with the satire of Democritus,—the learning of Burton with the wit of Pindar."—*Dr. Johnson's Review*.

"In Mr. Atkinson, I have found a gentleman, and a man of varied talent, ardent and active, and of the most overflowing goodness of heart. In his retirement from an honourable profession (Medicine and Surgery), he knows not what the slightest approximation to *ennui* is. The heartiest of all the octogenarians I ever saw, he scorns a stretch, and abhors a gape. It is 'up and be doing' with him from sunrise to sunset. His library is suffocated with Koburgers, Frobens, the Ascensii, and the Stephens."—*Dibdin's Northern Tour*.

DR. BASCOMB.

A HISTORY OF EPIDEMIC PESTILENCES, FROM THE  
EARLIEST AGES. 8vo. cloth, 8s.

MR. BATEMAN.

MAGNACOPIA: A Practical Library of Profitable Knowledge, communicating the general Minutiæ of Chemical and Pharmaceutic Routine, together with the generality of Secret Forms of Preparations; including Concentrated Solutions of Camphor and Copaiba in Water, Mineral Succedaneum, Marmoratum, Silicia, Terro-Metallicum, Pharmaceutic Condensations, Prismatic Crystallization, Crystallized Aromatic Salt of Vinegar, Soda, Seltzer and all Spa Waters; for Bottling without the Use of Machinery; newly-invented Writing Fluids; Etching on Steel or Iron; with an extensive Variety of *et cætera*. Third Edition. 18mo. 6s.

MR. LIONEL J. BEALE, M.R.C.S.

THE LAW OF HEALTH IN THEIR RELATIONS TO MIND  
AND BODY. A Series of Letters from an Old Practitioner to a Patient. Post 8vo.  
cloth, 7s. 6d.

"We gladly welcome Mr. Beale's work. The observations are those of a most experienced and intelligent practitioner, and do equal credit to his head and heart. It is not to the lay reader only that Mr. Beale's work will be acceptable, and we augur for it an extensive popularity."—*Lancet*.

"Although addressed to the public, a vast variety of excellent practical matter is contained in it, which is calculated to interest the practitioner. It conveys in an agreeable and epistolary style most of the important truths connected with preventive medicine, and their practical application on the development and maturity of mind and body. Mr. Beale's volume is calculated to make a favourable impression on the minds of all intelligent readers."—*Dublin Quarterly Journal*.

MR. CHURCHILL'S PUBLICATIONS.

MR. BEASLEY.

I.

**THE DRUGGISTS' GENERAL RECEIPT-BOOK;** comprising a copious Veterinary Formulary and Table of Veterinary Materia Medica; Patent and Proprietary Medicines, Druggists' Nostrums, &c.; Perfumery, Skin Cosmetics, Hair Cosmetics, and Teeth Cosmetics; Beverages, Dietetic Articles, and Condiments; Trade Chemicals, Miscellaneous Preparations and Compounds used in the Arts, &c.; with useful Memoranda and Tables. Second Edition. 18mo. cloth, 6s.

II.

**THE POCKET FORMULARY AND SYNOPSIS OF THE BRITISH AND FOREIGN PHARMACOPŒIAS;** comprising standard and approved Formulæ for the Preparations and Compounds employed in Medical Practice. Fifth Edition, corrected and enlarged. 18mo. cloth, 6s.

"Extremely useful as an adjunct to the shop library; a pocket Pharmacopœia Universalis, containing, in addition to the officinal formulæ, those magistral preparations which are so continually required at the hands of the dispenser."—*Annals of Chemistry and Pharmacy.*

JAMES BIRD, M.D.,

LATE PHYSICIAN-GENERAL, BOMBAY.

**A PRACTICAL TREATISE ON THE PATHOLOGY AND TREATMENT OF RHEUMATISM, NEURALGIA, AND COGNATE DISEASES,** usually called Pseudo-Syphiloid. Post 8vo. Nearly ready.

DR. GOLDING BIRD, F.R.S.

I.

**URINARY DEPOSITS; THEIR DIAGNOSIS, PATHOLOGY, AND THERAPEUTICAL INDICATIONS.** With Engravings on Wood. Third Edition. Post 8vo. cloth, 9s.

"A volume calculated to be of great utility to the numerous class of practitioners who are at this time engaged in the study of urinary diseases. It contains every necessary instruction to distinguish the different varieties of urinary deposits, both by means of the microscope and chemical tests. The treatment is very skilfully displayed, and the chapter on therapeutics contains views regarding the action of diuretics of great practical importance."—*Dublin Medical Journal.*

II.

**ELEMENTS OF NATURAL PHILOSOPHY;** being an Experimental Introduction to the Study of the Physical Sciences. Illustrated with numerous Engravings on Wood. Third Edition. Foolscap 8vo. cloth, 12s. 6d.

"We rejoice to see, in the continued demand for this excellent Manual, an evidence of the increasing attention which is being paid to the study of physical science as a branch of general education. We know of no treatise which contains within so narrow a compass so large an amount of valuable information so clearly and concisely expressed."—*British and Foreign Medico-Chirurgical Review.*

"By the appearance of Dr. Bird's work, the student has now all that he can desire in one neat, concise, and well-digested volume. The elements of natural philosophy are explained in very simple language, and illustrated by numerous wood-cuts."—*Medical Gazette.*

"This work teaches us the elements of the entire circle of natural philosophy in the clearest and most perspicuous manner. Light, magnetism, dynamics, meteorology, electricity, &c. are set before us in such simple forms, and so forcible a way, that we cannot help understanding their laws, their operation, and the remarkable phenomena by which they are accompanied or signified."—*Literary Gazette.*

DR. O'B. BELLINGHAM.

**ON ANEURISM, AND ITS TREATMENT BY COMPRESSION.**  
12mo. cloth, 4s.

"In our opinion, he has conferred a signal benefit upon the art of surgery by his improvement of the mode of employing pressure, and upon the science by his ingenious and philosophical exposition of its operation."—*Medico-Chirurgical Review.*

MR. CHURCHILL'S PUBLICATIONS.

DR. HENRY BENNET,

OBSTETRIC PHYSICIAN TO THE WESTERN DISPENSARY.

A PRACTICAL TREATISE ON THE DISEASES OF THE UTERUS. This Third Edition of Dr. HENRY BENNET'S Work will be carefully revised, with additions. 8vo. *Preparing*.

DR. BLAKISTON, F.R.S.,

LATE PHYSICIAN TO THE BIRMINGHAM GENERAL HOSPITAL.

PRACTICAL OBSERVATIONS ON CERTAIN DISEASES OF THE CHEST; and on the Principles of Auscultation. 8vo. cloth, 12s.

"Dr. Blakiston's production not only gives him a place in the rather thin ranks of sound and accomplished physicians, possessed of a true notion of the importance of their science, and of the means by which it should be cultivated,—but adds to English Medical Literature one of the few really inductive works by which it is adorned."—*Medico-Chirurgical Review*.

DR. JOHN W. F. BLUNDELL.

MEDICINA MECHANICA; or, the Theory and Practice of Active and Passive Exercises and Manipulations in the Cure of Chronic Disease. Post 8vo. cloth, 6s.

MR. JOHN E. BOWMAN,

PROFESSOR OF PRACTICAL CHEMISTRY IN KING'S COLLEGE, LONDON.

I.

PRACTICAL CHEMISTRY, including Analysis. With numerous Illustrations on Wood. Foolscap 8vo. cloth, 6s. 6d.

"One of the most complete manuals that has for a long time been given to the chemical student. Every process is indicated with clearness, and the manipulatory details are assisted by an extensive series of woodcuts."—*Athenæum*.

II.

A PRACTICAL HAND-BOOK OF MEDICAL CHEMISTRY; with Illustrations on Wood. Foolscap 8vo. cloth, 6s. 6d.

"We have examined this treatise, and we can recommend it to the student as a useful elementary guide. The illustrations are numerous and accurate, and well calculated to aid diagnosis."—*Medical Gazette*.

DR. JAMES BRIGHT.

ON DISEASES OF THE CHEST AND AIR PASSAGES; with a Review of the several Climates recommended in these Affections. Post 8vo. cloth, 6s.

MR. BRODHURST, M.R.C.S.

OF THE CRYSTALLINE LENS AND CATARACT. 8vo. cloth, 6s.

DR. BUSHNAN.

HOMŒOPATHY AND THE HOMŒOPATHS.

Foolscap 8vo. cloth, 5s.

MR. CHURCHILL'S PUBLICATIONS.

DR. BUDD, F.R.S.,

PROFESSOR OF MEDICINE IN KING'S COLLEGE, LONDON.

ON DISEASES OF THE LIVER.

Illustrated with Coloured Plates and Engravings on Wood. Second Edition. 8vo. cloth, 16s.

MR. CHARLES CHALMERS.

NOTES, THOUGHTS, AND INQUIRIES. PART I.—Notes on Social Economy, in order to a right and permanent adjustment between the Population and the Food of the Population. PART II.—Thoughts and Inquiries bearing directly or indirectly on Man's Social Well-being. Post 8vo. cloth, 2s. 6d.

MR. H. T. CHAPMAN, F.R.C.S.

ON THE TREATMENT OF ULCERS OF THE LEG WITHOUT CONFINEMENT; with an Inquiry into the best Mode of effecting the Permanent Cure of Varicose Veins. Post 8vo. cloth, 5s.

"Mr. Chapman has done much by directing the attention of the profession to the advantages of this combined treatment. We have read his work with much pleasure, and have used the compress, straps of linen, and roller, as directed, and have found them to answer admirably well."—*Dublin Quarterly Medical Journal*.

SIR JAMES CLARK, M.D., BART.,

PHYSICIAN TO THE QUEEN.

THE SANATIVE INFLUENCE OF CLIMATE. With an Account of the Principal Places resorted to by Invalids in England, South of Europe, the Colonies, &c. Fourth Edition, revised. Post 8vo. cloth, 10s. 6d.

EXTRACT FROM PREFACE.

"In the successive editions of this work, I gave such additional information as I had been able to collect from authentic sources in the intervals of publication. Every article in the work has been carefully revised; and although I have seen no reason to change my opinions on the characters of the different climates treated of, the information I have continued to receive from others, added to my own increasing experience, has enabled me with more confidence and precision to lay down rules respecting the adaptation of certain climates to the cure of particular diseases."

DR. G. C. CHILD.

ON INDIGESTION, AND CERTAIN BILIOUS DISORDERS OFTEN CONJOINED WITH IT. To which are added, Short Notes on Diet. 8vo. cloth, 5s. 6d.

"Dr. Child has written a very sensible book. Notwithstanding the triteness of the subject, we have read it through with considerable interest, and not without instruction. The author thinks clearly, and expresses himself with perspicuity and conciseness. He has brought to bear on the topics of which he treats no small amount of experience, reading, and reflection."—*Monthly Journal of Medical Science*.

DR. JOHN GREEN CROSSE, F.R.S.

CASES IN MIDWIFERY, arranged, with an Introduction and Remarks by EDWARD COPEMAN, M.D., F.R.C.S. 8vo. cloth, 7s. 6d.

MR. CHURCHILL'S PUBLICATIONS.

DR. CARPENTER, F.R.S.

I.

PRINCIPLES OF HUMAN PHYSIOLOGY, with their chief Applications to PATHOLOGY, HYGIENE, and FORENSIC MEDICINE. With numerous Illustrations on Steel and Wood. Fourth Edition. 8vo. cloth. *Ready in October.*

II.

PRINCIPLES OF PHYSIOLOGY, GENERAL AND COMPARATIVE. Illustrated with 321 Engravings on Wood. Third Edition. 8vo. cloth, 28s.

"I recommend to your perusal a work recently published by Dr. Carpenter. It has this advantage, it is very much up to the present state of knowledge on the subject. It is written in a clear style, and is well illustrated."—*Professor Sharpey's Introductory Lecture.*

"In Dr. Carpenter's work will be found the best exposition we possess of all that is furnished by comparative anatomy to our knowledge of the nervous system, as well as to the more general principles of life and organization."—*Dr. Holland's Medical Notes and Reflections.*

"See Dr. Carpenter's 'Principles of General and Comparative Physiology,'—a work which makes me proud to think he was once my pupil."—*Dr. Elliotson's Physiology.*

III.

A MANUAL OF PHYSIOLOGY, including Physiological Anatomy, for the use of the Medical Student. With numerous Illustrations on Steel and Wood. Second Edition. Foolscap 8vo. cloth, 12s. 6d.

"Dr. Carpenter has brought up his Manual, in this new and beautiful edition, to the present state of physiological science. The work is complete. We recommend it as an admirable text-book."—*London Journal of Medicine.*

DR. CONOLLY,

PHYSICIAN TO THE MIDDLESEX LUNATIC ASYLUM AT HANWELL.

THE CONSTRUCTION AND GOVERNMENT OF LUNATIC ASYLUMS AND HOSPITALS FOR THE INSANE. With Plans. Post 8vo. cloth, 6s.

MR. BRANSBY B. COOPER, F.R.S.,

SENIOR SURGEON TO GUY'S HOSPITAL.

LECTURES ON THE PRINCIPLES AND PRACTICE OF SURGERY. 8vo. cloth, 21s.

"Mr. Cooper's book has reminded us, in its easy style and copious detail, more of Watson's Lectures, and we should not be surprised to see it occupy a similar position to that well-known work in professional estimation."—*Medical Times.*

"We cordially recommend Mr. Cooper's Lectures as a most valuable addition to our surgical literature, and one which cannot fail to be of service both to students and to those who are actively engaged in the practice of their profession."—*Lancet.*

MR. W. WHITE COOPER,

OPHTHALMIC SURGEON TO ST. MARY'S HOSPITAL.

PRACTICAL REMARKS ON NEAR SIGHT, AGED SIGHT, AND IMPAIRED VISION. Second Edition. *Preparing.*

"The unpretending tone of Mr. Cooper's little volume on near and aged sight would be calculated to win favour, although the merit of the book had not been equal to the modesty of the author. But it is the best of the kind as well as the latest, nor could a better be desired. He has thought more of the public than himself; and while omitting nothing which a general reader could desire to know of glasses and eyes, not a sentence has been devoted to the display of his learning at the expense of his judgment."—*Quarterly Review.*

MR. CHURCHILL'S PUBLICATIONS.

SIR ASTLEY COOPER, BART., F.R.S.

I.

A TREATISE ON DISLOCATIONS AND FRACTURES OF THE JOINTS. New Edition, much enlarged. Edited by BRANSBY B. COOPER, F.R.S. With 126 Engravings on Wood, by BAGG. 8vo. cloth, 20s.

"In this work we find the last, the most matured views of its venerable author, who, with unexampled zeal, continued to almost the last moment of his life to accumulate materials for perfecting his works. Every practical surgeon must add the present volume to his library. Its commodious and portable form—no mean consideration,—the graphic, the almost speaking force of the unequalled illustrations, the copious addition of valuable and instructive cases, and the great improvement in clearness and precision which has been gained by the judicious arrangement of the materials, all combine to render the present edition indispensable."—*British and Foreign Medical Review*.

II.

ON THE STRUCTURE AND DISEASES OF THE TESTIS.

Illustrated with 24 highly-finished Coloured Plates. Second Edition. Royal 4to.

*Reduced from £3. 3s. to £1. 10s.*

"The republication of this splendid volume supplies a want that has been very severely felt from the exhaustion of the first edition of it . . . The practical surgeon who is not master of its contents cannot be fully aware of the imperfection of his own knowledge on the subject of diseases of the testicle."—*British and Foreign Medical Review*.

MR. COOPER,

LATE PROFESSOR OF SURGERY IN THE UNIVERSITY COLLEGE, LONDON.

A DICTIONARY OF PRACTICAL SURGERY; comprehending all the most interesting Improvements, from the Earliest Times down to the Present Period. Seventh Edition. One very thick volume, 8vo., 1l. 10s.

MR. COOLEY.

COMPREHENSIVE SUPPLEMENT TO THE PHARMACOPŒIAS.

THE CYCLOPŒDIA OF PRACTICAL RECEIPTS, AND COLLATERAL INFORMATION IN THE ARTS, MANUFACTURES, AND TRADES, INCLUDING MEDICINE, PHARMACY, AND DOMESTIC ECONOMY; designed as a Compendious Book of Reference for the Manufacturer, Tradesman, Amateur, and Heads of Families. Second Edition, in one thick volume of 800 pages. 8vo. cloth, 14s.

DR. COTTON.

ASSISTANT-PHYSICIAN TO THE HOSPITAL FOR CONSUMPTION.

PHTHISIS AND THE STETHOSCOPE: a concise Practical Guide to the Physical Diagnosis of Consumption. Foolscap 8vo. cloth, 3s. 6d.

"The author has had extensive opportunities for observing the symptoms and progress of Phthisis; and the results of his investigations are now instructively communicated to the profession."—*London Journal of Medicine*.

"Dr. Cotton's little book is a good one."—*Medical Times*.

MR. COULSON,

SURGEON TO ST. MARY'S HOSPITAL.

ON DISEASES OF THE BLADDER AND PROSTATE GLAND.

The Fourth Edition, revised and enlarged. 8vo. cloth, 10s. 6d.

"The practical and comprehensive character of Mr. Coulson's volume claims for it a place in the library of every surgeon who desires to be on a level with modern improvements."—*London Journal of Medicine*.

MR. CHURCHILL'S PUBLICATIONS.

MR. CRITCHETT, F.R.C.S.

ON THE CAUSES AND TREATMENT OF ULCERS OF THE  
LOWER EXTREMITY. 8vo. cloth, 5s.

DR. HERBERT DAVIES,

SENIOR PHYSICIAN TO THE ROYAL INFIRMARY FOR DISEASES OF THE CHEST.

ON THE PHYSICAL DIAGNOSIS OF DISEASES OF THE  
LUNGS AND HEART. Post 8vo. cloth, 7s.

DR. TOOGOOD DOWNING.

NEURALGIA: its various Forms, Pathology, and Treatment. THE  
JACKSONIAN PRIZE ESSAY FOR 1850. 8vo. cloth, 10s. 6d.

MR. DRUITT, F.R.C.S.

THE SURGEON'S VADE-MECUM; with numerous Engravings on  
Wood. Fifth Edition. Foolscep 8vo. cloth, 12s. 6d.

DR. DUNDAS,

PHYSICIAN TO THE NORTHERN HOSPITAL, LIVERPOOL, ETC.

SKETCHES OF BRAZIL; including New Views on Tropical and  
European Fever; with Remarks on a Premature Decay of the System, incident to Euro-  
peans on their Return from Hot Climates. Post 8vo. cloth, 9s.

SIR JAMES EYRE, M.D.

I.  
PRACTICAL REMARKS ON SOME EXHAUSTING DIS-  
EASES. Second Edition. Post 8vo. cloth, 4s. 6d.

II.  
THE STOMACH AND ITS DIFFICULTIES. Post 8vo. cloth, 5s.

MR. FERGUSSON, F.R.S.,

PROFESSOR OF SURGERY IN KING'S COLLEGE, LONDON.

A SYSTEM OF PRACTICAL SURGERY; with numerous Illus-  
trations on Wood. Foolscep 8vo. cloth, 12s. 6d. Third Edition. *Ready in October.*

C. REMIGIUS FRESENIUS.

ELEMENTARY INSTRUCTION IN CHEMICAL ANALYSIS,  
AS PRACTISED IN THE LABORATORY OF GIESSEN. Edited by LLOYD  
BULLOCK, late Student at Giessen.

QUALITATIVE; Third Edition. 8vo. cloth, 9s.

QUANTITATIVE. Second Edition. *In the Press.*

"I can confidently recommend this work, from my own personal experience, to all who are desirous of  
obtaining instruction in analysis, for its simplicity and usefulness, and the facility with which it may be  
apprehended."—*Baron Liebig.*

MR. CHURCHILL'S PUBLICATIONS.

MR. FOWNES, PH. D., F.R.S.

I.

A MANUAL OF CHEMISTRY; with numerous Illustrations on Wood.  
Fourth Edition. Ready in October.

"The author of this Manual has made a valuable addition to the existing works on chemistry, by offering the student an accurate compendium of the state of chemical science, well illustrated by appropriate and neatly executed wood engravings."—*Medico-Chirurgical Review*.

"An admirable exposition of the present state of chemical science, simply and clearly written, and displaying a thorough practical knowledge of its details, as well as a profound acquaintance with its principles. The illustrations, and the whole getting-up of the book, merit our highest praise."—*British and Foreign Medical Review*.

II.

THE ACTONIAN PRIZE ESSAY OF 100 GUINEAS,

AWARDED BY THE COMMITTEE OF THE ROYAL INSTITUTION OF GREAT BRITAIN.

CHEMISTRY, AS EXEMPLIFYING THE WISDOM AND  
BENEFICENCE OF GOD. Second Edition. Foolscap 8vo. cloth, 4s. 6d.

"The field which the author has gone over is one of the utmost interest. He has embraced all the leading facts of the subject, and made them to bear upon his principal argument. One great merit of the book, and full of promise as far as the author is concerned as a man of science, is, that although dealing with facts which might have tempted him into hasty and striking generalizations, he has preferred treading cautiously along the path of inductive science."—*Athenæum*.

III.

INTRODUCTION TO QUALITATIVE ANALYSIS. Post 8vo. cloth, 2s.

IV.

CHEMICAL TABLES. Folio, price 2s. 6d.

DR. GAIRDNER.

ON GOUT; its History, its Causes, and its Cure. Second Edition. Post  
8vo. cloth, 7s. 6d.

"No one can rise from the perusal of Dr. Gairdner's treatise without the conviction that it contains a trustworthy history of the disease,—that it conveys sound directions for treatment,—and that it is the work of a physician who, amid the wearying toil of a large and successful practice, keeps himself thoroughly conversant with all the recent advances in physiological science, both at home and abroad."—*Medical Times*.

MR. GALLOWAY,

LECTURER ON CHEMISTRY, PUTNEY COLLEGE.

I.

THE FIRST STEP IN CHEMISTRY. Post 8vo. cloth, 3s.

II.

A MANUAL OF QUALITATIVE ANALYSIS. Post 8vo. cloth, 4s.

"The Author, having had ample opportunities of ascertaining the difficulties which oppose the student's progress in the study of Analysis, has endeavoured in the present work to obviate these, as much as possible, by simplifying the course of study."

"This is really a valuable little book. We have not for a long time met with an introductory manual which so completely fulfils its intention."—*Athenæum*.

DR. GAVIN.

ON FEIGNED AND FICTITIOUS DISEASES, chiefly of Soldiers  
and Seamen; on the means used to simulate or produce them, and on the best Modes of  
discovering Impostors; being the Prize Essay in the Class of Military Surgery in the  
University of Edinburgh. 8vo. cloth, 9s.

MR. CHURCHILL'S PUBLICATIONS.

DR. GLOVER.

ON THE PATHOLOGY AND TREATMENT OF SCROFULA;  
being the Forthergillian Prize Essay for 1846. With Plates. 8vo. cloth, 10s. 6d.

MR. GRANTHAM.

FACTS AND OBSERVATIONS IN MEDICINE AND SURGERY;  
with additional Memoirs. 8vo. cloth, 7s. 6d.

"We recommend this work to the perusal of our readers, and feel sure they will derive instruction from its pages."—*Lancet*.

"We recommend this volume to writers on medicine and surgery who desire to compare their own experience with that of others."—*Medical Gazette*.

MR. GRAY, M.R.C.S.

PRESERVATION OF THE TEETH indispensable to Comfort and  
Appearance, Health, and Longevity. 18mo. cloth, 3s.

"This small volume will be found interesting and useful to every medical practitioner, the heads of families, and those who have the care of children; while persons who have lost teeth will be made aware of the cause, and enabled to judge for themselves of the rationale of the principles pointed out for their replacement, and preservation of the remainder."

MR. GRIFFITHS,

PROFESSOR OF CHEMISTRY IN THE MEDICAL COLLEGE OF ST. BARTHOLOMEW'S HOSPITAL.

CHEMISTRY OF THE FOUR SEASONS—Spring, Summer,  
Autumn, Winter. Illustrated with Engravings on Wood. Post 8vo. cloth, 10s. 6d.

"This volume combines, in an eminent degree, amusement with instruction. The laws and properties of those wonderful and mysterious agents—heat, light, electricity, galvanism, and magnetism, are appropriately discussed, and their influence on vegetation noticed. We would especially recommend it to youths commencing the study of medicine, both as an incentive to their natural curiosity, and an introduction to several of those branches of science which will necessarily soon occupy their attention."—*British and Foreign Medical Review*.

DR. GULLY.

I.

THE WATER CURE IN CHRONIC DISEASE: an Exposition of  
the Causes, Progress, and Terminations of various Chronic Diseases of the Viscera, Nervous  
System, and Limbs, and of their Treatment by Water and other Hygienic Means.  
Fourth Edition. Foolscap 8vo. sewed, 2s. 6d.

II.

THE SIMPLE TREATMENT OF DISEASE; deduced from the  
Methods of Expectancy and Revulsion. 18mo. cloth, 4s.

III.

AN EXPOSITION OF THE SYMPTOMS, ESSENTIAL NATURE,  
AND TREATMENT OF NERVOUSNESS. Second Edition. 8vo. 6s.

"This volume is written in a lucid style, and deserves the attention of every medical practitioner."—*Edinburgh Medical and Surgical Journal*.

MR. CHURCHILL'S PUBLICATIONS.

MR. GUTHRIE, F.R.S.

I.  
THE ANATOMY OF THE BLADDER AND OF THE URETHRA,  
and the Treatment of the Obstructions to which these Passages are liable. Third  
Edition. 8vo. cloth, 5s.

II.  
ON INJURIES OF THE HEAD AFFECTING THE BRAIN,  
AND ON HERNIA. 4to. boards, 7s.

III.  
ON WOUNDS AND INJURIES OF THE CHEST. 8vo. cloth,  
4s. 6d.

DR. GUY,

PHYSICIAN TO KING'S COLLEGE HOSPITAL.

HOOPER'S PHYSICIAN'S VADE-MECUM; OR, MANUAL OF  
THE PRINCIPLES AND PRACTICE OF PHYSIC. New Edition, considerably  
enlarged, and re-written. Foolscap 8vo. cloth, 10s. 6d.

GUY'S HOSPITAL REPORTS. Vol. VII. Part I. 7s., & II. 6s., with  
Plates; or bound in cloth, 14s.

CONTENTS.

PART I.

1. **ASTLEY COOPER PRIZE, 1850.**—On the State of the Blood and the Blood-vessels in Inflammation. T. WHARTON JONES, F.R.S.
2. On the Application of Chemical Analysis, and Microscopic Examination of Morbid Products, to the Formation of a Correct Diagnosis. BRANSBY B. COOPER, F.R.S.
3. Cases from the Ward-books of Petersham-house. JOHN C. W. LEVER, M.D.
4. On Anæmic Murmurs and their Diagnosis. H. M. HUGHES, M.D.
5. Cases and Observations in Medical Jurisprudence. ALFRED S. TAYLOR.
6. Select Cases of Hernia (Fourth Series). EDWARD COCK.
7. Insuperable Constipation; Strangulated Hernia; Peritonitis. JOHN BIRKETT.
8. Ophthalmic Cases, with Remarks. JOHN F. FRANCE.
9. Case of Malignant Disease of the Tongue. JOHN HILTON, F.R.S.
10. Case of Chronic Laryngitis, Pregnancy, Tracheotomy, with Remarks. H. R. RUMP.

PART II.

1. On a Certain Affection of the Skin, Vitiligoidea. By THOMAS ADDISON, M.D., and WILLIAM GULL, M.D.
2. Cases of Fracture of the Cervix Femoris. By J. B. HODGSON, Chesham.
3. Cases in Surgery. By JOHN BIRKETT.
4. Select Surgical Cases, from the Out-Patients of Guy's Hospital. By ALFRED POLAND.
5. On the Treatment of Anasarca, or General Dropsy. By JOHN HILTON, F.R.S.
6. Remarks on Death from Strangulation. By ALFRED S. TAYLOR, M.D., F.R.S.
7. Two Cases of Pregnancy with Cancer of the Cervix, in one of which the Cæsarean Section was successfully performed. By Dr. OLDHAM.
8. Ophthalmic Case. By JOHN F. FRANCE.

DR. MARSHALL HALL, F.R.S.

PRACTICAL OBSERVATIONS AND SUGGESTIONS IN MEDI-  
CINE. Post 8vo. cloth, 8s. 6d.

DITTO. *Second Series.* Post 8vo. cloth, 8s. 6d.

"The work affords fruits of the mental energy of an observer who is anything but content to follow the beaten path where more successful roads lie open before him. It is not a work of speculative dreamy philosophy, but of sound practical common sense, and as such will recommend itself to the judicious practitioner."—*Northern Journal of Medicine.*

MR. CHURCHILL'S PUBLICATIONS.

MR. HANCOCK, F.R.C.S.E.,

SURGEON AND LECTURER ON SURGERY, CHARING-CROSS HOSPITAL.

ON THE OPERATION FOR STRANGULATED HERNIA. 8vo.  
cloth, 4s.

"We feel convinced that the already high reputation of the author will be increased by this contribution to practical surgery, and we earnestly recommend 'Hancock on Hernia' to the consideration both of the senior and junior members of our profession."—*Lancet*.

MR. HARE, M.R.C.S.

PRACTICAL OBSERVATIONS ON THE PREVENTION,  
CAUSES, AND TREATMENT OF CURVATURES OF THE SPINE; with  
Engravings. Third Edition. 8vo. cloth, 6s.

MR. HARRISON, F.R.C.S.

THE PATHOLOGY AND TREATMENT OF STRICTURE OF  
THE URETHRA. 8vo. cloth, 7s. 6d.

MR. HIGGINBOTTOM, F.R.C.S.

I.

ADDITIONAL OBSERVATIONS ON THE NITRATE OF SIL-  
VER; with full Directions for its Use as a Therapeutic Agent. 8vo. 2s. 6d.

II.

AN ESSAY ON THE USE OF THE NITRATE OF SILVER  
IN THE CURE OF INFLAMMATION, WOUNDS, AND ULCERS. Second  
Edition. Price 5s.

DR. G. CALVERT HOLLAND.

I.

THE PHILOSOPHY OF ANIMATED NATURE; OR, THE  
LAWS AND ACTION OF THE NERVOUS SYSTEM. 8vo. cloth, 12s.

II.

THE PHILOSOPHY OF THE MOVING POWERS OF THE  
BLOOD. 8vo. cloth, 8s.

III.

DISEASES OF THE LUNGS FROM MECHANICAL CAUSES,  
and Inquiries into the Condition of the Artisans exposed to the Inhalation of Dust.  
8vo. cloth, 4s. 6d.

MR. HOOD.

ON THE DISEASES MOST FATAL TO CHILDREN, with Re-  
ference to the Propriety of Treating them as proceeding from Irritation, and not from  
Inflammation. Post 8vo. cloth, 6s.

"The views of Mr. Hood are, to a greater extent than is usually imagined, borne out by all the best late writers who have seen much practice among children. The work is purely a practical one, and is a valuable contribution to our knowledge."—*Edinburgh Medical and Surgical Journal*.

MR. CHURCHILL'S PUBLICATIONS.

DR. JAMES HOPE, F.R.S.

ON DISEASES OF THE HEART AND GREAT VESSELS.

Fourth Edition. Post 8vo. cloth, 10s. 6d.

"This is a new edition of the late Dr. Hope's well-known treatise, reduced in size and price. To those who are desirous of possessing this truly standard work, we would strongly recommend the present edition."—*Provincial Medical Journal*.

MR. HOWARD, M.R.C.S.

THE ANATOMY, PHYSIOLOGY, AND PATHOLOGY OF THE EYE. 8vo. cloth, 15s.

"This work is evidently the production of a man thoroughly acquainted with the subject of which he treats."—*The Lancet*.

MR. THOMAS HUNT, M.R.C.S.

THE PATHOLOGY AND TREATMENT OF CERTAIN DISEASES OF THE SKIN, generally pronounced Intractable. Illustrated by upwards of Forty Cases. 8vo. cloth, 6s.

"We have found Mr. Hunt's practice exceedingly successful in severe obstinate cases."—*Braithwaite's Retrospect of Medicine*.

"The facts and views he brings forward eminently merit attention."—*British and Foreign Medical Review*.

DR. ARTHUR JACOB, F.R.C.S.,

PROFESSOR OF ANATOMY AND PHYSIOLOGY IN THE ROYAL COLLEGE OF SURGEONS IN IRELAND.

A TREATISE ON THE INFLAMMATIONS OF THE EYE-BALL.

Foolscap 8vo. cloth, 5s.

It includes the Description and Treatment of the Idiopathic, Scrofulous, Rheumatic, Arthritic, Syphilitic, Gonorrhœal, Post-febrile, and Neuralgic Species; as well as the circumscribed Inflammations of the Cornea, Membrane of the Aqueous Humour, Choroid, Crystalline Lens and Retina; and also Inflammation from Injury, with the Sympathetic and Phlebitic varieties.

MR. WHARTON JONES, F.R.S.,

PROFESSOR OF OPHTHALMIC MEDICINE AND SURGERY IN UNIVERSITY COLLEGE.

I.

A MANUAL OF THE PRINCIPLES AND PRACTICE OF OPHTHALMIC MEDICINE AND SURGERY; illustrated with 102 Engravings, plain and coloured. Foolscap 8vo. cloth, 12s. 6d.

"The work presents, in a compendious form, a complete and correct view of the present state of ophthalmological science, and, as such, we strongly recommend it to the attention of professional readers."—*Edinburgh Medical and Surgical Journal*.

"We can assure students that they cannot meet with a hand-book on this subject that is more ably or more carefully written."—*Medical Gazette*.

"We entertain little doubt that this work will become a manual for daily reference and consultation by the student and general practitioner."—*British and Foreign Medical Review*.

II.

THE WISDOM AND BENEFICENCE OF THE ALMIGHTY, AS DISPLAYED IN THE SENSE OF VISION; being the Actonian Prize Essay for 1851. With Illustrations on Steel and Wood. Foolscap 8vo. cloth, 4s. 6d.

MR. CHURCHILL'S PUBLICATIONS.

DR. BENICE JONES, F.R.S.

ON ANIMAL CHEMISTRY, in its relation to STOMACH and RENAL DISEASES. 8vo. cloth, 6s.

"The work of Dr. Benice Jones is one of the most philosophical and practical which has issued from the press for many years past."—*Lancet*.

"Dr. Benice Jones is already favourably known as the author of works and papers on animal chemistry, and this contribution to his favourite science is calculated to extend his reputation as an able chemist and sound physician."—*Monthly Medical Journal*.

"A most valuable addition to our English literature. . . . Its author is one of our best and most accomplished medical chemists."—*Medical Times*.

M. LALLEMAND.

ON THE CAUSES, SYMPTOMS, AND TREATMENT OF SPERMATORRHOEA. Translated from the French. By HENRY J. M'DOUGALL, M.R.C.S., late House-Surgeon to University College Hospital. Second Edition. 8vo. cloth, 12s.

"The volume is copiously illustrated by cases, which show all the Protean effects that have been observed to follow spermatorrhoea. The translation is creditable to Mr. M'Dougall; he has carefully avoided anything like empiricism, and has treated the subject as it should be treated by a professional man desirous of improving surgical practice."—*Medical Gazette*.

"We express our opinion, that Mr. M'Dougall's translation of so useful a work will prove of great service to the profession of this country, by recalling attention to a too-neglected subject."—*Medico-Chirurgical Review*.

MR. LAWRENCE, F.R.S.

A TREATISE ON RUPTURES. The Fifth Edition, considerably enlarged. 8vo. cloth, 16s.

"The peculiar advantage of the treatise of Mr. Lawrence is, that he explains his views on the anatomy of hernia and the different varieties of the disease in a manner which renders his book peculiarly useful to the student. It must be superfluous to express our opinion of its value to the surgical practitioner. As a treatise on hernia, presenting a complete view of the literature of the subject, it stands in the first rank."—*Edinburgh Medical and Surgical Journal*.

DR. HUNTER LANE, F.L.S.

A COMPENDIUM OF MATERIA MEDICA AND PHARMACY; adapted to the London Pharmacopœia, 1851, embodying all the new French, American, and Indian Medicines, and also comprising a Summary of Practical Toxicology. Second Edition. 24mo. cloth, 5s. 6d.

"Dr. Lane's volume is on the same general plan as Dr. Thompson's long-known *Conspectus*; but it is much fuller in its details, more especially in the chemical department. It seems carefully compiled, is well suited for its purpose, and cannot fail to be useful."—*British and Foreign Medical Review*.

MR. EDWIN LEE.

I.  
THE BATHS OF RHENISH GERMANY; with Notices of the adjacent Towns. Post 8vo. cloth, 4s.

II.  
OBSERVATIONS ON THE MEDICAL INSTITUTIONS AND PRACTICE OF FRANCE, ITALY, AND GERMANY; with Notices of the Universities and Climates, and a Parallel View of English and Foreign Medicine and Surgery. Second Edition, 7s. 6d.

III.  
PRACTICAL OBSERVATIONS ON MINERAL WATERS AND BATHS. Post 8vo. cloth, 3s.

MR. CHURCHILL'S PUBLICATIONS.

DR. ROBERT LEE, F.R.S.

I.

**CLINICAL MIDWIFERY:** comprising the Histories of 545 Cases of Difficult, Preternatural, and Complicated Labour, with Commentaries. Second Edition. Foolscap 8vo. cloth, 5s.

"More instructive to the juvenile practitioner than a score of systematic works."—*Lancet*.

"Will be consulted by every accoucheur who practises his art with the zeal which it merits."—*Medical Gazette*.

"An invaluable record for the practitioner."—*New York Annalist*.

"This admirable book of precedents."—*Boston Medical and Surgical Journal*.

"A storehouse of valuable facts and precedents."—*American Journal of the Medical Sciences*.

II.

**PRACTICAL OBSERVATIONS ON DISEASES OF THE UTERUS.** With coloured Plates. Two Parts. Imperial 4to., 7s. 6d. each Part.

MR. LISTON, F.R.S.,

SURGEON TO THE NORTH LONDON HOSPITAL.

**PRACTICAL SURGERY.** Fourth Edition. 8vo. cloth, 22s.

"In conclusion, it is scarcely necessary to repeat our earnest recommendation of Mr. Liston's work. Having on a former occasion expressed ourselves strongly on the subject, we can only add that the present edition is, as it should be, even more worthy of our praise than its predecessors. It is a guide to the advanced student, and, as suggesting practical observations of the highest value to the practitioner, it is unsurpassed."—*British and Foreign Medical Review*.

"His Practical Surgery, being a record of his own peculiar experience, obtained a rapid sale. It embodies his plans and modes of procedure, more especially in operations; and is undoubtedly one of the most important contributions to the literature of practical surgery in the English language."—*Memoir of Liston*.—*Athenæum*.

MR. EDWARD F. LONSDALE,

SURGEON TO THE ROYAL ORTHOPÆDIC HOSPITAL.

**OBSERVATIONS ON THE TREATMENT OF LATERAL CURVATURE OF THE SPINE;** pointing out the Advantages to be gained by placing the Body in a position to produce Lateral Flexion of the Vertebral Column, combined with the after application of Firm Mechanical Support. 8vo. cloth, 6s.

"We would wish that this treatise on lateral curvature of the spine were generally read, since much ignorance prevails concerning the subject, and, consequently, it presents an ample field for the quack, and an opprobrium to the profession."—*Lancet*.

M. LUGOL.

**ON SCROFULOUS DISEASES.** Translated from the French, with Additions by W. H. RANKING, M.D., Physician to the Suffolk General Hospital. 8vo. cloth, 10s. 6d.

"One of the most valuable works presented to the public for many a year, and calculated to deeply modify the views of the profession with regard to the pathology of scrofula."—*Lancet*.

DR. MACREIGHT.

**A MANUAL OF BRITISH BOTANY;** with a Series of Analytical Tables for the Assistance of the Student in the Examination of the Plants indigenous to, or commonly cultivated in, Great Britain. Small 8vo. cloth, 7s. 6d.

"There is a prodigious mass of elementary matter and useful information in this pocket volume."—*Medico-Chirurgical Review*.

MR. CHURCHILL'S PUBLICATIONS.

DR. MACKNESS.

I.  
MEMORIALS OF HIS LIFE AND CHARACTER. 24mo.  
cloth, 4s. 6d.

II.  
HASTINGS CONSIDERED AS A RESORT FOR INVALIDS.  
Second Edition. 8vo. cloth, 4s.

III.  
THE MORAL ASPECTS OF MEDICAL LIFE. 12mo. cloth,  
7s. 6d.

"Dr. Mackness has done a decided service to the profession in compiling this work."—*British and Foreign Medical Review*.

"Replete with interest and instruction."—*Provincial Medical Journal*.

MR. MACILWAIN,

CONSULTING SURGEON TO THE PINSBURY DISPENSARY ETC.

ON TUMOURS, THEIR GENERAL NATURE AND TREATMENT. 8vo. cloth, 5s.

DR. WM. H. MADDEN.

THOUGHTS ON PULMONARY CONSUMPTION; with an Appendix on the Climate of Torquay. Post 8vo. cloth, 5s.

"This work is the product of a mind, sensible alike to the value of carefully observed facts, and of philosophical reasoning. We cordially recommend our readers to peruse this instructive treatise; the views brought forward are such as to merit careful attention from every candid pathological inquirer."—*London Journal of Medicine*.

DR. MARTIN.

THE UNDERCLIFF, ISLE OF WIGHT: its Climate, History, and Natural Productions. Post 8vo. cloth, 10s. 6d.

"Dr. Martin has rendered good service to patients and practitioners by the publication of this work."—*Medical Gazette*.

"A great variety of information, collected with much labour, and so agreeably placed before the general and professional reader, speak highly for the zeal and ability of the author."—*Lancet*.

DR. MASON,

INVENTOR OF MASON'S HYDROMETER.

ON THE CLIMATE AND METEOROLOGY OF MADEIRA:

Edited by JAMES SHERIDAN KNOWLES; to which are attached a Review of the State of Agriculture and of the Tenure of Land, by GEORGE PEACOCK, D.D., F.R.S.; and an Historical and Descriptive Account of the Island, and Guide to Visitors, by JOHN DRIVER, Consul for Greece, Madeira. 8vo. cloth, 18s.; royal 8vo. £1. 11s. 6d.

DR. MILLINGEN.

ON THE TREATMENT AND MANAGEMENT OF THE INSANE; with Considerations on Public and Private Lunatic Asylums. 18mo. cloth, 4s. 6d.

"Dr. Millingen, in one small pocket volume, has compressed more real solid matter than could be gleaned out of any dozen of octavos on the same subject. We recommend this vade-mecum as the best thing of the kind we ever perused."—*Dr. Johnson's Review*.

MR. CHURCHILL'S PUBLICATIONS.

DR. MONRO,

FELLOW OF THE ROYAL COLLEGE OF PHYSICIANS.

I.

REMARKS ON INSANITY: its Nature and Treatment. 8vo. cloth, 6s.

"We see throughout its pages evidences of a highly cultivated mind without any assumption, and an honest spirit of inquiry marked by great zeal and an earnest desire to afford a helping hand to benefit the condition of the insane."—*Dublin Quarterly Journal*.

"We express the gratification we have derived from the perusal of this work, which is evidently the production of an accomplished physician, who has zealously and successfully devoted himself to the investigation of the disease of which it treats, and who promises fully to support the reputation of the historically great name in our profession which he inherits.—*Lancet*."

II.

AN ESSAY ON STAMMERING. 8vo. 2s. 6d.

III.

REFORM IN PRIVATE LUNATIC ASYLUMS. 8vo. cloth, 4s.

MR. NASMYTH, F.L.S., F.G.S., F.R.C.S.

RESEARCHES ON THE DEVELOPMENT, STRUCTURE, AND DISEASES OF THE TEETH. With Ten finely-engraved Plates, and Forty Illustrations on Wood. 8vo. cloth, 1l. 1s.

MR. NOBLE, M.R.C.S.E.

THE BRAIN AND ITS PHYSIOLOGY. Post 8vo. cloth, 6s.

MR. NOURSE, M.R.C.S.

TABLES FOR STUDENTS. Price One Shilling.

1. Divisions and Classes of the Animal Kingdom.
2. Classes and Orders of the Vertebrate Sub-kingdom.
3. Classes of the Vegetable Kingdom, according to the Natural and Artificial Systems.
4. Table of the Elements, with their Chemical Equivalents and Symbols.

MR. NUNNELEY.

A TREATISE ON THE NATURE, CAUSES, AND TREATMENT OF ERYSIPELAS. 8vo. cloth, 10s. 6d.

MR. PAGET,

LECTURER ON PHYSIOLOGY AT ST. BARTHOLOMEW'S HOSPITAL.

A DESCRIPTIVE CATALOGUE OF THE ANATOMICAL MUSEUM OF ST. BARTHOLOMEW'S HOSPITAL. VOL. I. Morbid Anatomy. 8vo. cloth, 5s.

DITTO. Vol. II. Natural and Congenitally Malformed Structures, and Lists of the Models, Casts, Drawings, and Diagrams. 5s.

MR. CHURCHILL'S PUBLICATIONS.

MR. LANGSTON PARKER,  
SURGEON TO QUEEN'S HOSPITAL, BIRMINGHAM.

I.

THE TREATMENT OF SECONDARY, CONSTITUTIONAL AND  
CONFIRMED SYPHILIS, by a safe and successful Method; with numerous Cases  
and Clinical Observations, illustrating its Efficacy and Mode of Application in the more  
obstinate and complicated forms of the Disease. Post 8vo. cloth, 5s.

II.

THE MODERN TREATMENT OF SYPHILITIC DISEASES;  
comprehending the Improved Methods of Practice adopted in this Country and on the  
Continent, with numerous Formulæ for the Preparation and Administration of the new  
Remedies. Second Edition, considerably enlarged. Post 8vo. cloth, 6s. 6d.

III.

DIGESTION AND ITS DISORDERS considered in reference to the  
Principles of Dietetics and the Management of Diseases of the Stomach. Post 8vo.  
cloth, 3s. 6d.

DR. E. A. PARKES,  
ASSISTANT-PHYSICIAN TO UNIVERSITY COLLEGE HOSPITAL.

ON ASIATIC CHOLERA: Researches into its Pathology and Treatment.  
8vo. cloth, 6s.

"We cannot recommend a better guide in that practical investigation of the disease to which we shall  
probably be, ere long, called upon to return, than Dr. Parkes has thus seasonably placed before us."—  
*Medico-Chirurgical Review*.

"It remains but to express our most favourable opinion of Dr. Parkes's production. It is truly a  
practical work, written with much ability and judgment."—*The Lancet*.

DR. THOMAS B. PEACOCK, M.D.,  
ASSISTANT-PHYSICIAN TO ST. THOMAS'S HOSPITAL, ETC.

ON THE INFLUENZA, OR EPIDEMIC CATARRHAL FEVER  
OF 1847-8. 8vo. cloth, 5s. 6d.

"We know of no work which contains a more complete description of the disease, and its complica-  
tions."—*Lancet*.

DR. PROUT, F.R.S.

I.

ON THE NATURE AND TREATMENT OF STOMACH AND  
RENAL DISEASES; being an Inquiry into the Connection of Diabetes, Calculus, and  
other Affections of the Kidney and Bladder with Indigestion. Fifth Edition. With  
Seven Engravings on Steel. 8vo. cloth, 20s.

"We acknowledge and have pride in bearing testimony to the high qualifications of our countryman  
in the branch of pathological inquiry based upon chemical facts; we recognise the comprehensive  
sagacity of his speculations, and respect the patient zeal with which he has toiled to erect upon these a  
stable system,—the important connection between a large number of disordered states of the urinary  
secretion and disordered states of the process of digestion and assimilation. . . . We have only to repeat  
our conviction that no student or practitioner can be regarded as even tolerably acquainted with the  
subject who has not read and re-read them."—*British and Foreign Medical Review*.

II.

CHEMISTRY, METEOROLOGY, AND THE FUNCTION OF  
DIGESTION, considered with reference to NATURAL THEOLOGY. Being a  
Third Edition, with much new matter, of the "Bridgewater Treatise." 8vo. cloth, 15s.

"Those who have been benefited by the labours and researches of Dr. Prout will be delighted to see  
the announcement of the third edition, so much enlarged as to be almost a new work. . . . This table of  
contents will show the great extent of our author's inquiries, and we need hardly assure our readers  
that the subjects are treated with consummate ability."—*Dublin Journal of Medical Science*.

MR. CHURCHILL'S PUBLICATIONS.

PROVINCIAL ASSOCIATION.

TRANSACTIONS OF THE PROVINCIAL MEDICAL AND SURGICAL ASSOCIATION; containing valuable Communications on Medicine and Surgery, Medical Topography, Infirmary Reports, and Medical Statistics. With Plates, 8vo.

Vols. I. to XVIII.

MR. PETTIGREW, F.R.S.

ON SUPERSTITIONS connected with the History and Practice of Medicine and Surgery. 8vo. cloth, 7s.

"The anecdotal character of this work cannot fail to render it generally acceptable; while the good sense that pervades it, as distant from empty declamation as from absurd credulity, stamps it with true historic value."—*Gentleman's Magazine*.

MR. PIRRIE, F.R.S.E.,

REGIUS PROFESSOR OF SURGERY IN THE UNIVERSITY OF ABERDEEN.

THE PRINCIPLES AND PRACTICE OF SURGERY. With numerous Engravings on Wood. 8vo. cloth, 21s.

SIR WM. PYM, K.C.H.,

INSPECTOR-GENERAL OF ARMY HOSPITALS.

OBSERVATIONS UPON YELLOW FEVER, with a Review of "A Report upon the Diseases of the African Coast, by Sir WM. BURNETT and Dr. BRYSON," proving its highly Contagious Powers. Post 8vo. 6s.

THE PRESCRIBER'S PHARMACOPŒIA; containing all the Medicines in the London Pharmacopœia, arranged in Classes according to their Action, with their Composition and Doses. By a Practising Physician. Fourth Edition. 32mo. cloth, 2s. 6d.; roan tuck (for the pocket), 3s. 6d.

"Never was half-a-crown better spent than in the purchase of this '*Thesaurus Medicaminum*.' This little work, with our visiting-book and stethoscope, are our daily companions in the carriage."—*Dr. Johnson's Review*.

DR. RADCLIFFE.

I.

PROTEUS; OR, THE LAW OF NATURE. 8vo. cloth, 6s.

II.

THE PHILOSOPHY OF VITAL MOTION. 8vo. cloth, 6s.

DR. RANKING.

THE HALF-YEARLY ABSTRACT OF THE MEDICAL SCIENCES;

being a Practical and Analytical Digest of the Contents of the Principal British and Continental Medical Works published in the preceding Half-Year; together with a Critical Report of the Progress of Medicine and the Collateral Sciences during the same period.

Volumes I. to XV., 6s. 6d. each.

"The sifting which the journals and other medical works undergo, and the judicious selection from their pages of points of practical interest, and of discoveries of importance in the collateral sciences, form an important part of the duty of the editor; and, after a careful examination of Dr. Ranking's volumes, we are bound to state that the duty has been most ably performed."—*Provincial Medical Journal*.

MR. CHURCHILL'S PUBLICATIONS.

DR. F. H. RAMSBOTHAM,

PHYSICIAN TO THE ROYAL MATERNITY CHARITY, ETC.

THE PRINCIPLES AND PRACTICE OF OBSTETRIC MEDICINE AND SURGERY, IN REFERENCE TO THE PROCESS OF PARTURITION. Illustrated with One Hundred and Twenty Plates on Steel and Wood; forming one thick handsome volume. Third Edition. 8vo. cloth, 22s.

"Dr. Ramsbotham's work is so well known, and so highly approved by the profession as a work of reference and authority in obstetric medicine and surgery, that we need do little more than direct the attention of our readers to the publication of a third edition. With regard to the engravings, they are so numerous, so well executed, and so instructive, that they are in themselves worth the whole cost of the book."—*Medical Gazette*.

DR. RAMSBOTHAM,

CONSULTING PHYSICIAN TO THE ROYAL MATERNITY CHARITY.

PRACTICAL OBSERVATIONS ON MIDWIFERY, with a Selection of Cases. Second Edition. 8vo. cloth, 12s.

Dr. Dewes states, in his advertisement to the American edition, "that he was so much pleased with Dr. Ramsbotham's work on Midwifery, that he thought he would be doing an acceptable office to the medical community in America, should he cause it to be re-published. He believes he does not say too much when he declares it to be, in his opinion, one of the best practical works extant."

PHARMACOPEIA COLLEGII REGALIS MEDICORUM LONDINENSIS. 8vo. cloth, 9s.; or 24mo. 5s.

DR. JAMES REID.

ON INFANTILE LARYNGISMUS; with Observations on Artificial Feeding, as a frequent Cause of this Complaint, and of other Convulsive Diseases of Infants. Post 8vo. cloth, 5s. 6d.

MR. ROBERTON,

FORMERLY SENIOR SURGEON TO THE MANCHESTER AND SALFORD LYING-IN-HOSPITAL.

ON THE PHYSIOLOGY AND DISEASES OF WOMEN, AND ON PRACTICAL MIDWIFERY. 8vo. cloth, 12s.

"We honestly recommend this work to our readers as one calculated to interest them in the highest degree."—*Provincial Medical and Surgical Journal*.

"We recommend this work very strongly to all engaged in obstetric practice, or interested in ethnological studies. It possesses practical utility and physiological interest, combined with the fruits of a large experience, great power of observation, and an extensive and varied erudition."—*Medical Gazette*.

DR. ROWE, F.S.A.

I.

NERVOUS DISEASES, LIVER AND STOMACH COMPLAINTS, LOW SPIRITS, INDIGESTION, GOUT, ASTHMA, AND DISORDERS PRODUCED BY TROPICAL CLIMATES. With Cases. Thirteenth Edition. 8vo. 5s. 6d.

"Dr. Rowe, the first edition of whose work appeared in 1820, claims, with justice, a priority of authorship over many other writers in this field of inquiry."—*Lancet*.

"We have no hesitation in placing this work among the first ranks of those which have succeeded, for very few preceded it."—*Medical Times*.

II.

ON SOME OF THE MOST IMPORTANT DISEASES OF WOMEN. 8vo. 5s. 6d.

MR. CHURCHILL'S PUBLICATIONS.

DR. W. H. ROBERTSON,  
PHYSICIAN TO THE BUXTON BATH CHARITY.

I.

THE NATURE AND TREATMENT OF GOUT.

8vo. cloth, 10s. 6d.

"We cannot conclude this notice of Dr. Robertson's treatise without cordially recommending it as a sound and practical work, fitted for reference, both as a work of information on the subject and as a guide to practice."—*Provincial Medical Journal*.

II.

A TREATISE ON DIET AND REGIMEN.

Fourth Edition. 2 vols. post 8vo. cloth, 12s.

"It is scarcely necessary that we should add our hearty recommendation of Dr. Robertson's treatise, not merely to our medical readers, but to the public, over whom they have an influence. It is one of the few books which is legitimately adapted, both in subject and manner of treatment, to both classes."—*British and Foreign Medico-Chirurgical Review*.

DR. ROTH.

ON MOVEMENTS. An Exposition of their Principles and Practice, for the Correction of the Tendencies to Disease in Infancy, Childhood, and Youth, and for the Cure of many Morbid Affections in Adults. Illustrated with numerous Engravings on Wood. 8vo. cloth, 10s.

DR. ROYLE, F.R.S.

A MANUAL OF MATERIA MEDICA AND THERAPEUTICS, including the Preparations of the Pharmacopœias of London, Edinburgh, and Dublin, with many New Medicines. With numerous Engravings on Wood, foolscap 8vo. cloth, 12s. 6d.

"This is another of that beautiful and cheap series of Manuals published by Mr. Churchill. The execution of the wood-cuts of plants, flowers, and fruits is admirable. The work is indeed a most valuable one."—*British and Foreign Medical Review*.

DR. EVANS RIADORE, F.L.S.

I.

ON SPINAL IRRITATION, THE SOURCE OF NERVOUSNESS, INDIGESTION, AND FUNCTIONAL DERANGEMENTS OF THE PRINCIPAL ORGANS OF THE BODY; with Cases, illustrating the Importance of attending to the peculiar Temperature of the Patient, and the most successful Mode of Treatment, and on the legitimate Remedial Use of Water. Post 8vo. cloth, 5s. 6d.

II.

THE REMEDIAL INFLUENCE OF OXYGEN, NITROUS OXYDE, AND OTHER GASES, ELECTRICITY, AND GALVANISM. Post 8vo. cloth, 5s. 6d.

MR. SHAW.

THE MEDICAL REMEMBRANCER; OR, BOOK OF EMERGENCIES: in which are concisely pointed out the Immediate Remedies to be adopted in the First Moments of Danger from Poisoning, Drowning, Apoplexy, Burns, and other Accidents; with the Tests for the Principal Poisons, and other useful Information. Third Edition. 32mo. cloth, 2s. 6d.

"The plan of this little book is well conceived, and the execution corresponds thereunto. It costs little money, and will occupy little room; and we think no practitioner will regret being the possessor of what cannot fail, sooner or later, to be useful to him."—*British and Foreign Medical Review*.

MR. CHURCHILL'S PUBLICATIONS.

DR. SHEARMAN.

AN ESSAY ON THE PROPERTIES OF ANIMAL AND VEGETABLE LIFE; their Dependence on the Atmosphere, and Connection with each other, in Relation to the Functions of Health and Disease. Post 8vo. cloth, 5s. 6d.

MR. SKEY, F.R.S.

OPERATIVE SURGERY; with Illustrations engraved on Wood. 8vo. cloth, 18s.

"Mr. Skey's work is a perfect model for the operating surgeon, who will learn from it not only when and how to operate, but some more noble and exalted lessons, which cannot fail to improve him as a moral and social agent."—*Edinburgh Medical and Surgical Journal*.

"We pronounce Mr. Skey's 'Operative Surgery' to be a work of the very highest importance—a work by itself. The correctness of our opinion we trustfully leave to the judgment of the profession."—*Medical Gazette*.

DR. W. TYLER SMITH,

PHYSICIAN-ACCOCHEUR TO ST. MARY'S HOSPITAL.

I.

ON PARTURITION; AND THE PRINCIPLES AND PRACTICE OF OBSTETRICS. Foolscap 8vo. cloth, 9s.

II.

THE PERIODOSCOPE, a new Instrument for determining the Date of Labour, and other Obstetric Calculations, with an Explanation of its Uses, and an Essay on the Periodic Phenomena attending Pregnancy and Parturition. 8vo. cloth, 4s.

"We anticipate for the work that which it deserves for its novelty, ingenuity, and utility—a wide circulation. It should be in the hands of all medical men who practise midwifery."—*Medical Gazette*.

III.

SCROFULA: its Causes and Treatment, and the Prevention and Eradication of the Strumous Temperament. 8vo. cloth, 7s.

"This treatise is a great improvement on those by which it has been preceded. The part of Dr. Smith's work with which we are most pleased is that devoted to the treatment of this formidable disease and to the management of scrofulous children."—*Lancet*.

J. STEPHENSON, M.D., & J. M. CHURCHILL, F.L.S.

MEDICAL BOTANY; OR, ILLUSTRATIONS AND DESCRIPTIONS OF THE MEDICINAL PLANTS OF THE PHARMACOPŒIAS; comprising a popular and scientific Account of Poisonous Vegetables indigenous to Great Britain. Edited by GILBERT BURNETT, F.L.S., Professor of Botany in King's College.

In three handsome royal 8vo. volumes, illustrated by Two Hundred Engravings, beautifully drawn and coloured from nature, cloth lettered.

Reduced from £6. 6s. to £4.

"The most complete and comprehensive work on Medical Botany."—*Pharmaceutical Journal*.

"So high is our opinion of this work, that we recommend every student at college, and every surgeon who goes abroad, to have a copy, as one of the essential constituents of his library."—*Dr. Johnson's Medico-Chirurgical Review*.

MR. CHURCHILL'S PUBLICATIONS.

DR. STEGGALL.

STUDENTS' BOOKS FOR EXAMINATION.

I.

A MEDICAL MANUAL FOR APOTHECARIES' HALL AND OTHER MEDICAL BOARDS. Eleventh Edition. 12mo. cloth, 10s.

II.

A MANUAL FOR THE COLLEGE OF SURGEONS; intended for the Use of Candidates for Examination and Practitioners. One thick volume. 12mo. cloth, 12s. 6d.

III.

GREGORY'S CONSPECTUS MEDICINÆ THEORETICÆ. The First Part, containing the Original Text, with an Ordo Verborum, and Literal Translation. 12mo. cloth, 10s.

IV.

THE FIRST FOUR BOOKS OF CELSUS; containing the Text, Ordo Verborum, and Translation. 12mo. cloth, 8s.

\*.\* The above two works comprise the entire Latin Classics required for Examination at Apothecaries' Hall.

V.

A TEXT-BOOK OF MATERIA-MEDICA AND THERAPEUTICS. 12mo. cloth, 7s.

VI.

FIRST LINES FOR CHEMISTS AND DRUGGISTS PREPARING FOR EXAMINATION AT THE PHARMACEUTICAL SOCIETY. 18mo. cloth, 3s. 6d.

MR. SAVORY,

MEMBER OF THE SOCIETY OF APOTHECARIES, AND PRESIDENT OF THE PHARMACEUTICAL SOCIETY.

A COMPENDIUM OF DOMESTIC MEDICINE, AND COMPANION TO THE MEDICINE CHEST; comprising Plain Directions for the Employment of Medicines, with their Properties and Doses, and Brief Descriptions of the Symptoms and Treatment of Diseases, and of the Disorders incidental to Infants and Children, with a Selection of the most efficacious Prescriptions. Intended as a Source of Easy Reference for Clergymen, and for Families residing at a Distance from Professional Assistance. Fourth Edition. 12mo. cloth, 5s.

"This little work, divested as much as possible of technical and scientific phraseology, is intended for the use of travellers, and those humane characters who, residing at a distance from a duly qualified medical practitioner, devote a portion of their time to the relief and mitigation of the complicated misfortunes of disease and poverty among their poor neighbours. It is, however, earnestly recommended not to place too much confidence on books of domestic medicine, especially in such cases as are of a serious nature, but always to have recourse to the advice of an able physician as early as it can be obtained."—*Extract from Preface.*

MR. SQUIRE,

CHEMIST ON HER MAJESTY'S ESTABLISHMENT.

THE PHARMACOPŒIA, (LONDON, EDINBURGH, AND DUBLIN,) arranged in a convenient TABULAR FORM, both to suit the Prescriber for comparison, and the Dispenser for compounding the formulæ; with Notes, Tests, and Tables. 8vo. cloth, 12s.

"Mr. Squire has rendered good service to all who either prescribe or dispense medicines by this work. He has succeeded in bringing together the similar formulæ for ready comparison and reference. The work offers a striking comment on the necessity of uniformity in the strength and preparation of all medicines which are used in the United Kingdom."—*Lancet.*

"A very valuable work. Mr. Squire's volume combines the formulæ of the three Pharmacopœias, and at one glance shows the difference of the official preparations of the three kingdoms."—*Medical Times.*

"A most convenient and well-arranged work; it will be found of very great utility, both to the prescriber and to the dispenser."—*Medical Gazette.*

MR. CHURCHILL'S PUBLICATIONS.

DR. SHAPTER.

I.

**THE CLIMATE OF THE SOUTH OF DEVON, AND ITS INFLUENCE UPON HEALTH.** With short Accounts of Exeter, Torquay, Teignmouth, Dawlish, Exmouth, Sidmouth, &c. Illustrated with a Map geologically coloured. Post 8vo. cloth, 7s. 6d.

"This volume is far more than a guide-book. It contains much statistical information, with very minute local details, that may be advantageously consulted by the medical man before he recommends any specific residence in Devonshire to his patient."—*Athenæum*.

II.

**THE HISTORY OF THE CHOLERA IN EXETER IN 1832.**

Illustrated with Map and Woodcuts. 8vo. cloth, 12s.

MR. TAMPLIN, F.R.C.S.E.,

SURGEON TO, AND LECTURER ON DEFORMITIES AT, THE ROYAL ORTHOPÆDIC HOSPITAL.

**LATERAL CURVATURE OF THE SPINE: its Causes, Nature, and Treatment.** 8vo. cloth, 4s.

DR. ALFRED TAYLOR, F.R.S.,

LECTURER ON MEDICAL JURISPRUDENCE AND CHEMISTRY AT GUY'S HOSPITAL.

I.

**A MANUAL OF MEDICAL JURISPRUDENCE.** Fourth Edition.

Foolscap 8vo. cloth, 12s. 6d.

CONTENTS.

Poisoning—Wounds—Infanticide—Drowning—Hanging—Strangulation—Suffocation—Lightning—Cold—Starvation—Rape—Pregnancy—Delivery—Birth—Inheritance—Legitimacy—Insanity, &c. &c.

"We recommend Mr. Taylor's work as the ablest, most comprehensive, and, above all, the most practical useful book which exists on the subject of legal medicine. Any man of sound judgment, who has mastered the contents of Taylor's 'Medical Jurisprudence,' may go into a Court of Law with the most perfect confidence of being able to acquit himself creditably."—*Medico-Chirurgical Review*.

"Mr. Taylor possesses the happy art of expressing himself on a scientific topic in intelligible language. The size of his Manual fits it to be a circuit companion. It is one of the most beautiful specimens of typography we ever had the pleasure—and it is a pleasure—of perusing."—*Law Times*.

II.

**ON POISONS, in relation to MEDICAL JURISPRUDENCE AND MEDICINE.** Foolscap 8vo. cloth, 12s. 6d.

"Mr. Taylor's volume needs no praise of ours; its extraordinary cheapness, its beautiful typography, its portability, all speak for themselves. We feel confident that it will ere long be the table-book of every medical practitioner who has the least regard for his own reputation, and be found in the circuit-bag of the barrister."—*Dublin Medical Journal*.

"An excellent and valuable manual. We predict for it a very favourable reception by the profession. It contains all that kind of information which a medical man will be glad to have access to when he has the prospect of appearing in the witness-box."—*Edinburgh Medical Journal*.

DR. TILT.

I.

**ON THE PRESERVATION OF THE HEALTH OF WOMEN AT THE CRITICAL PERIODS OF LIFE.** Foolscap 8vo. cloth, 4s. 6d.

II.

**ON DISEASES OF MENSTRUATION AND OVARIAN INFLAMMATION IN CONNECTION WITH STERILITY AND AFFECTIONS OF THE WOMB.** Post 8vo. cloth, 6s.

"We recommend the work of Dr. Tilt, both on account of the practical importance of the subject on which it treats, and the lucid and logical manner in which the novel doctrines advanced in it are deduced from premises that are certainly undeniable."—*Lancet*.

MR. CHURCHILL'S PUBLICATIONS.

DR. TUNSTALL.

**THE BATH WATERS;** their Use and Effects in the Cure and Relief of various Chronic Diseases. 8vo. cloth, 5s.

MR. TUSON, F.R.S.

I.

**MYOLOGY.** Illustrated by Plates on a Peculiar Construction; containing the Muscles of the Human Body, in Layers, as they appear on Dissection. Second Edition. Large folio, 3*l.* 12s.

II.

**A SUPPLEMENT TO MYOLOGY,** Containing the Arteries, Veins, Nerves, and Lymphatics, the Abdominal and Thoracic Viscera, the Brain, the Ear, the Eye, &c. &c. Reduced from 4*l.* 12s. to 2*l.* 6s.

III.

**THE ANATOMY AND SURGERY OF INGUINAL AND FEMORAL HERNIA.** Illustrated by Plates coloured from Nature, and interspersed with Practical Remarks. Large folio, reduced from 2*l.* 2s. to 1*l.* 1s.

IV.

**THE CAUSE AND TREATMENT OF CURVATURE OF THE SPINE, AND DISEASES OF THE VERTEBRAL COLUMN,** with Cases. Plates. 8vo. cloth, 10s.

V.

**THE STRUCTURE AND FUNCTIONS OF THE FEMALE BREAST, AS THEY RELATE TO ITS HEALTH, DERANGEMENT, OR DISEASE.** 8vo. cloth, 10s. 6*d.*

DR. TURNBULL,

PHYSICIAN TO THE LIVERPOOL NORTHERN HOSPITAL.

I.

**A TABULAR VIEW AND SYNOPSIS OF THE PHYSICAL SIGNS AND DIAGNOSIS OF THE DISEASES OF THE LUNGS.** With Woodcuts, mounted on cloth, 5s. boards.

"This tabular view, affording a coup d'œil of the various auscultatory &c. phenomena discoverable in health and disease, will prove useful to many practitioners, as well as students, in their investigation of thoracic maladies."—*Medico-Chirurgical Review.*

II.

**AN INQUIRY HOW FAR CONSUMPTION IS CURABLE; WITH OBSERVATIONS ON THE TREATMENT AND ON THE USE OF COD-LIVER OIL AND OTHER REMEDIES.** 8vo. cloth, 4s.

MR. TUKE.

**DR. JACOBI ON THE CONSTRUCTION AND MANAGEMENT OF HOSPITALS FOR THE INSANE.** Translated from the German. With Introductory Observations by the Editor. With Plates. 8vo. cloth, 9s.

MR. CHURCHILL'S PUBLICATIONS.

DR. SPENCER THOMSON.

I.

TEMPERANCE AND TOTAL ABSTINENCE; OR, THE USE  
AND ABUSE OF ALCOHOLIC LIQUORS IN HEALTH AND DISEASE.  
Being the Second Essay of the Temperance Prize, and recommended for publication by  
the Adjudicators. Post 8vo., 2s. 6d.

II.

BRITISH CHOLERA: its Nature and Causes considered in connection  
with Sanitary Improvement, and in comparison with Asiatic Cholera. Post 8vo. cloth, 4s.  
"The work is sensible and well written, and bears on every page the results of a personal investigation  
of the subject under treatment."—*Lancet*.

DR. UNDERWOOD.

TREATISE ON THE DISEASES OF CHILDREN. Tenth Edition,  
with Additions and Corrections by HENRY DAVIES, M.D. 8vo. cloth, 15s.

VESTIGES OF THE NATURAL HISTORY OF CREATION.

Ninth Edition. Foolscap 8vo. sewed, 2s. 6d.

BY THE SAME AUTHOR.

EXPLANATIONS: A SEQUEL TO "VESTIGES."

Second Edition. Post 8vo. cloth, 5s.

DR. WAGSTAFF.

ON DISEASES OF THE MUCOUS MEMBRANE OF THE  
THROAT, and their Treatment by Topical Medication. Post 8vo. cloth, 4s. 6d.

MR. HAYNES WALTON, F.R.C.S.,

SURGEON TO THE CENTRAL LONDON OPHTHALMIC HOSPITAL.

OPERATIVE OPHTHALMIC SURGERY. With Engravings on  
Wood. 8vo. *In the Press*.

DR. WALLER,

LECTURER ON MIDWIFERY AT ST. THOMAS'S HOSPITAL.

I.

ELEMENTS OF PRACTICAL MIDWIFERY; OR, COMPANION  
TO THE LYING-IN ROOM. With Plates. Third Edition. 18mo. cloth, 3s. 6d.

II.

A PRACTICAL TREATISE ON THE FUNCTION AND DIS-  
EASES OF THE UNIMPREGNATED WOMB. With a Chapter on Leucorrhœa,  
Fluor Albus, or Weakness. Illustrated by Plates. 8vo. cloth, 9s.

DR. WARDROP.

ON DISEASES OF THE HEART. 8vo. cloth, 12s.

MR. CHURCHILL'S PUBLICATIONS.

DR. WEGG.

OBSERVATIONS RELATING TO THE SCIENCE AND ART  
OF MEDICINE. 8vo. cloth, 8s.

"We have much pleasure in stating, that the work is highly instructive, and proclaims its author to be a sober, sound, and able physician."—*London Journal of Medicine*.

DR. FORBES WINSLOW.

A SYNOPSIS OF THE LAW OF LUNACY; as far as it relates  
to the Organization and Management of Private Asylums for the Care and Treatment of  
the Insane. In the form of a Chart, varnished, mounted on canvas and rollers, price 6s.

ERASMUS WILSON, F.R.S.

I.

THE ANATOMIST'S VADE-MECUM: A SYSTEM OF HUMAN  
ANATOMY. With numerous Illustrations on Wood. Fifth Edition. Foolscap 8vo.  
cloth, 12s. 6d.

"As a satisfactory proof that the praise we bestowed on the first edition of this work was not unmerited, we may observe it has been equally well thought of in foreign countries, having been reprinted in the United States and in Germany. In every respect, this work, as an anatomical guide for the student and the practitioner, merits our warmest and most decided praise."—*Medical Gazette*.

II.

DISEASES OF THE SKIN: A Practical and Theoretical Treatise on  
the DIAGNOSIS, PATHOLOGY, and TREATMENT OF CUTANEOUS DIS-  
EASES. Third Edition. 8vo. cloth, 12s.

THE SAME WORK; illustrated with finely-executed Engravings on Steel, accurately co-  
loured. 8vo. cloth, 30s.

"The work is very considerably improved in the present edition. Of the plates it is impossible to speak too highly. The representations of the various forms of cutaneous disease are singularly accurate, and the colouring exceeds almost anything we have met with in point of delicacy and finish."—*British and Foreign Medical Review*.

III.

HEALTHY SKIN: A Treatise on the Management of the Skin and Hair  
in relation to Health. Third Edition. Foolscap 8vo. 2s. 6d.

"The student will be delighted to find his labours so much facilitated; and a few hours of agreeable society with a most pleasantly-written book will do more to make him acquainted with a class of obscure diseases than all that has been previously written on the subject."—*Lancet*.

IV.

ON RINGWORM, ITS CAUSES, PATHOLOGY, AND TREAT-  
MENT. Illustrated with a Steel Plate. Post 8vo. cloth, 5s.

V.

PORTRAITS OF DISEASES OF THE SKIN. Folio. Fasciculi I.  
to X. Containing Four highly-finished Coloured Plates. 20s. each.

"May be truly designated a splendid performance, surpassing, in the artistic beauty of its delineations, and fully equalling in their fidelity to nature, any thing which has yet been brought out in this country or on the continent. We can scarcely speak too strongly of the merits of this work."—*British and Foreign Medical Review*.

"The drawings appear to us to be executed with great care, and admirably fitted to assist diagnosis, and to familiarize the practitioner with the special characters of diseases of the skin."—*Medical Gazette*.

"We have never before seen a work more beautifully got up, both as regards the typography and the execution and colouring of the plates. Even Alibert's grand work sinks into the shade when placed by the side of that of Mr. Wilson's."—*Lancet*.

VI.

ON SYPHILIS, CONSTITUTIONAL AND HEREDITARY;  
AND ON SYPHILITIC ERUPTIONS. With Four Coloured Plates. 8vo. cloth,  
16s.

MR. CHURCHILL'S PUBLICATIONS.

DR. WILLIAMS, F.R.S.,

PROFESSOR OF THE PRACTICE OF MEDICINE, UNIVERSITY COLLEGE, LONDON.

**PRINCIPLES OF MEDICINE**; comprehending General Pathology and Therapeutics. Second Edition. 8vo. cloth, 14s.

"Thanks are due to Dr. Williams for publishing a work like the present: to the student of medicine, sincerely anxious to study and understand the great principles of the science, he has rendered a very useful service; while the practitioner will be all the better for having his knowledge made clear, orderly, and precise by the aid of a work like the present."—*Edinburgh Medical Journal*.

"We hail its appearance, not only on account of the value we are ready to attach to any production from the pen of its accomplished author, but also as the indication of a vast improvement in medical teaching, which must operate most favourably, at no distant date, on medical practice. The detailed examination on which we now enter will show that our anticipations are not too high, and that the work possesses the strongest claims to attention."—*British and Foreign Medical Review*.

DR. J. WILLIAMS.

I.

**INSANITY**: its Causes, Prevention, and Cure; including Apoplexy, Epilepsy, and Congestion of the Brain. Second Edition. Post 8vo. cloth, 10s. 6d.

II.

**ON THE ANATOMY, PHYSIOLOGY, AND PATHOLOGY OF THE EAR**; being the Prize Essay in the University of Edinburgh. With Plates. 8vo. cloth, 10s. 6d.

DR. WHITEHEAD, F.R.C.S.,

SURGEON TO THE MANCHESTER AND SALFORD LYING-IN HOSPITAL.

I.

**ON THE TRANSMISSION FROM PARENT TO OFFSPRING OF SOME FORMS OF DISEASE, AND OF MORBID TAINTS AND TENDENCIES**. 8vo. cloth, 10s. 6d.

II.

**THE CAUSES AND TREATMENT OF ABORTION AND STERILITY**: being the result of an extended Practical Inquiry into the Physiological and Morbid Conditions of the Uterus, with reference especially to Leucorrhœal Affections, and the Diseases of Menstruation. 8vo. cloth, 12s.

"The work is valuable and instructive, and one that reflects much credit alike on the industry and practical skill of the author."—*Medico-Chirurgical Review*.

MR. YEARSLEY.

**DEAFNESS PRACTICALLY ILLUSTRATED**; being an Exposition of Original Views as to the Causes and Treatment of Diseases of the Ear. Third Edition. Post 8vo. cloth, 5s.

II.

**ON THE ENLARGED TONSIL AND ELONGATED UVULA**, and other Morbid Conditions of the Throat. Fourth Edition. 8vo. cloth, 5s.

**CHURCHILL'S SERIES OF MANUALS.**

"We here give Mr. Churchill public thanks for the positive benefit conferred on the Medical Profession, by the series of beautiful and cheap Manuals which bear his imprint."—*British and Foreign Medical Review.*

**AGGREGATE SALE 55,500 COPIES.**

DR. GOLDING BIRD, F.R.S.

**ELEMENTS OF NATURAL PHILOSOPHY;**

Being an Experimental Introduction to the Study of the Physical Sciences, with numerous Illustrations on Wood. Third Edition. Fcap. 8vo. cloth, 12s. 6d.

DR. CARPENTER, F.R.S.

**A MANUAL OF PHYSIOLOGY.**

With numerous Illustrations on Steel and Wood. Second Edition. Fcap. 8vo. cloth, 12s. 6d.

MR. FERGUSSON, F.R.S.E.

**A SYSTEM OF PRACTICAL SURGERY.**

With numerous Illustrations on Wood. Third Edition. Fcap. 8vo. cloth, 12s. 6d.

MR. FOWNES, PH.D., F.R.S.

**A MANUAL OF CHEMISTRY.**

With numerous Illustrations on Wood. Fourth Edition. Fcap. 8vo. cloth, 12s. 6d.

MR. WHARTON JONES, F.R.S.

**A MANUAL OF OPHTHALMIC MEDICINE & SURGERY.**

With Coloured Engravings on Steel, and Illustrations on Wood.  
Fcap. 8vo. cloth, 12s. 6d.

DR. ROYLE, F.R.S.

**A MANUAL OF MATERIA-MEDICA.**

With numerous Illustrations on Wood. Second Edition. Fcap. 8vo. cloth. 12s. 6d.

DR. ALFRED TAYLOR, F.R.S.

**A MANUAL OF MEDICAL JURISPRUDENCE.**

Fourth Edition. Fcap. 8vo. cloth, 12s. 6d.

BY THE SAME AUTHOR.


**ON POISONS.**

Foolscap 8vo. cloth. 12s. 6d.

MR. ERASMUS WILSON, F.R.S.

**THE ANATOMIST'S VADE-MECUM;**

A SYSTEM OF HUMAN ANATOMY. With numerous Illustrations on Wood. Fifth Edition.  
Fcap. 8vo. cloth, 12s. 6d.



1948-1





(P.B.)  
A.K. A

