

Deaths in Bombay.

Contributors

Melvill, James Cosmo, Sir, 1792-1861
Coles, William Carey, 1817-1888
Guy's Hospital. Medical School
King's College London

Publication/Creation

Bombay : Bombay Education Society's Press, 1851-1867.

Persistent URL

<https://wellcomecollection.org/works/bq6he9pe>

License and attribution

This material has been provided by King's College London. The original may be consulted at King's College London.

This work has been identified as being free of known restrictions under copyright law, including all related and neighbouring rights and is being made available under the Creative Commons, Public Domain Mark.

You can copy, modify, distribute and perform the work, even for commercial purposes, without asking permission.



Wellcome Collection
183 Euston Road
London NW1 2BE UK
T +44 (0)20 7611 8722
E library@wellcomecollection.org
<https://wellcomecollection.org>

*From the Genl. Insp. Gen. and Dep. "Bo."
To the Guy's Hospital - London*

DEATHS

IN

BOMBAY



DURING

1863.



Bombay:

PRINTED BY ORDER OF GOVERNMENT

AT THE EDUCATION SOCIETY'S PRESS, BYC

1864.




KING'S
College
LONDON

Library
Deaths in Bombay
1851-1867
G11 HB1470.B65 DEA


200912669 0



KING'S COLLEGE LONDON



DEATHS
IN
BOMBAY
DURING
1863.



Bombay:
PRINTED BY ORDER OF GOVERNMENT
AT THE EDUCATION SOCIETY'S PRESS, BYCULLA.
1864.

602131

GM HB1470: B6B DEA




1883

AT THE REGISTRATION OFFICE OF THE
POST OFFICE DEPARTMENT
WASHINGTON, D.C.

CUY'S
HOSPITAL
LIBRARY

	PAGE
REPORT FOR 1863	V
Appendix A —Total Deaths in each Locality from 1853 to 1863 ..	XVII
Ditto B —Memorandum of Total Deaths, including Still Births ..	XVIII
Ditto C —Showing the Number of Hours during which the Wind blew from each division of the Circle	XIX
NUMERICAL TABLES FOR 1863.	
I. Causes of Death registered in different Months	3
II. Causes of Death at different Ages among Boodhists	9
III. " " " Brahmun's	10
IV. " " " Lingaets and Bhatias	11
V. " " " Hindoos of other Castes	12
VI. " " " Hindoo Out-Castes	13
VII. " " " Moosulmans	14
VIII. " " " Parsees	15
IX. " " " Jews	16
X. " " " Native Christians.. .. .	17
XI. " " " Indo-Europeans	18
XII. " " " Europeans.. .. .	19
XIII. " " " Negro-Africans	20
XIV. " " " Other and Unknown Races	21
XV. " " " All Races and Castes	22
XVI. Deaths from different Causes, arranged in Quarters	23
XVII. Number and Proportion of Deaths from different Causes	24
XVIII. " " " Epidemic and Ordinary Causes.. .. .	25
XIX. Proportion of Male to Female Deaths from different Causes.. .. .	26
XX. Number and Proportion of Deaths, in different Months, from different Causes	27
XXI. Deaths in different Races and Castes, arranged in Quarters.. .. .	28
XXII. Number and Proportion of Deaths, from different Causes, in different Races and Castes	29

TABLE	PAGE
XXIII. Proportion of Male to Female Deaths, in different Quarters, in different Races and Castes.. .. .	30
XXIV. Deaths at different Ages, arranged in Quarters	31
XXV. Number and Proportion of Deaths, from different Causes, at different Ages	32
XXVI. Proportion of Male to Female Deaths, in different Quarters, at different Ages	33
XXVII. Number and Proportion of Deaths, from different Causes, in different Localities	34
XXVIII. Deaths at different Ages, in different Localities, among Males ..	35
XXIX. " " " " Females ..	36
XXX. " " " " Persons ..	37
XXXI. Deaths in different Localities, among Males, arranged in Quarters ..	38
XXXII. " " Females, " ..	39
XXXIII. " " Persons, " ..	40
XXXIV. Deaths in different Races and Castes in different Localities	41
XXXV. Deaths in different Occupations from different Causes	42
XXXVI. Deaths in different Occupations, in different Quarters	43
XXXVII. Still-born in Races and Castes, arranged in Quarters	44
XXXVIII. Still-born in different Localities, arranged in Quarters	45
XXXIX. Number of Deaths and Still-born in various Hindoo Castes, Jain Nat, and Moosulman Races	46
XL. Abstract of Meteorological Observations	50



SIXTEENTH

MORTUARY REPORT.

FOR THE YEAR BEGINNING 1ST FEBRUARY 1863.

THE mortality during the past year is the largest that has been recorded in Bombay, and nearly one-third in excess of the average of the previous ten years. The reported deaths after birth have been 19,747, to which being added 458 still-births, a total of 20,205 registered deaths is obtained. The excess of the first number, 19,747, over the mean of the last ten years, 15,280, is 29 per cent.

The total number of deaths from *Cholera*, 2,742, is about 50 per cent. in excess of the average.

Small-pox has been particularly fatal this year, having carried off 1,113 persons, nearly twice the average number, but much less than in 1858 and 1861, the majority, as usual, being children under four years of age. The disease lingered rather longer than usual, quite into the rainy season, and began to make head again immediately after the rains were over. Thus the deaths commenced with 51 in February, reached a maximum of 252 in April, were still in June 209, and after falling to a minimum of 9 in October, mounted again to 65 in January 1864.

The mortality from *Measles* was 492, or nearly twice the average; by the end of the year, however, the disease had almost disappeared. The total deaths from epidemic diseases were 4,347, against a ten years' average of 2,790.

In all likelihood it is mainly to this latter evil, though assisted by the deficiency of good food, that the vast increase in the deaths from fever observed in the last year is due. Fever is peculiarly the disease generated by the foul air of crowded, uncleanly habitations, for the crowding necessarily augments in a compound ratio uncleanly habits and the evils that result therefrom. The prevalence of Fever has always been the peculiar feature of Bombay in its sanitary aspect, for in the more extended and expansible cities of Calcutta and Madras the proportion of deaths from this cause is singularly small as compared with those in Bombay, and the circumstances abovementioned cannot but seriously augment its present fatality. I am told by those who have constant experience of the diseases which prevail among the Native population, that fever more nearly approaching to the type of the typhus of Europe than has ever before been seen in Bombay, is now very common.

The increase in the deaths from fever compared with the average of the previous ten years is most marked in the following districts:—Colaba, Market, *Mandwee*, OOMBURKHAREE, *Dhobee-tulao*, Bhooleshwur, KHARA-TULAO, GIRGAON, Chaoputtee, *Mahaluxmee*, Mazagaon, KAMATHEEPOORA. In the following districts they have diminished:—Fort, Esplanade, Tarwarree, Seoree, Seo, and Mahim. In Kamatheepoora the fever deaths are twice the average, and 74 per cent. above the highest previous number. In Oomburkharee, Khara-tulao and Girgaon the increase is only a little less. (*See Appendix A.*)

Besides Fever, the only non-epidemic class of diseases in which a remarkable increase has occurred is in “Cachexies and Debility.” A progressive increase has taken place under that head, the deaths having been this year twice as numerous as in the beginning of the decade, and 40 per cent. above the average. The deaths recorded are chiefly those of infants a few days’ or weeks’ old, and the increase indicates either a larger number of births, or a higher death rate at the younger ages—it is difficult to say which.

It is sufficiently obvious from the figures in these tables that the state of the public health in this town is in the highest degree unsatisfactory. Causes fatally contributing to this result,—squalid filth within doors and without, deficient arrangements for scavenging and conservancy, and imperfect drainage,—have been amply exposed in the late Sanitary Report of Dr. Leith.

But without at all disparaging the estimate formed of the evil effects on the public health of an atmosphere charged with the noxious effluvia arising from all these sources, it is unquestionable that these effects must be seriously enhanced by the low state of vitality of the mass of the population, caused by the difficulty of procuring sufficient and wholesome food, and especially by their breathing for ten or twelve hours out of the twenty-four the stifling atmosphere of their narrow and crowded chambers, loaded with animal exhalations.

The want of lodging for the labouring classes in London long ago engaged the attention of philanthropists, and the late lamented Prince Consort led the way in founding healthy, comfortable and cheap, but at the same time self-supporting, lodging-houses for labourers and artizans. The munificent donation of an American citizen, Mr. Peabody, to the city of London, has been mainly devoted to the same admirable purpose; the London Jews have combined to erect a fine range of buildings for their poor working brethren; and the noble efforts of Miss Burdett Coutts have also been turned in the same direction. Her magnificent, yet economically-built lodging-houses in the midst of the wretched and neglected district of Bethnal Green have already changed the face of the most dismal suburb, if suburb it can be called, of London, and will secure to her name for many an age to come the blessings of the much-enduring London labourer. To the philanthropic members of this community, whose stores have so lately been filled to overflowing by the misfortunes of our brethren beyond the Atlantic, no fitter thank-offering could be suggested than a work of the same kind. Hundreds, nay thousands of lives might be saved; and by tending to wean the lower classes from the dirty habits engendered by poverty and the mere struggle for existence, it would establish among them a higher moral feeling and greater industrial energy.

There is, however, another and most serious cause of disease external to the town, to which allusion may be permitted.

Cholera is classed, and truly so, with the epidemic diseases, yet in one respect it differs remarkably from the other diseases so classed in the returns. Small-pox and measles are often almost, and at rare intervals quite, extinct in Bombay; they recur however, though with very varying intensity, yet in order of time, with the utmost regularity at a particular period of the

year, appearing in December, and disappearing or nearly so in June. The virus which causes them is evidently dormant in the rainy season, but awakens to renewed activity when the weather becomes more favourable. It is very different with cholera. Although, if a number of years are taken together, a certain periodicity in its prevalence can be made out, the mortality attaining a maximum about April, and a minimum about September, yet from year to year the utmost irregularity prevails. The disease, from finding here such favourable conditions for its existence, has become endemic; it is never altogether absent. While in this endemic condition not only does it attack fewer persons, but the attacks are comparatively manageable; but from time to time it bursts forth with extraordinary violence, as if it were quite a new disease, and the attacks are then both vastly more numerous and more fatal. It is of some importance to ascertain if this intensification of the morbid poison has its origin in Bombay, or is due to some influence imported from without.

Now in several former Mortuary Reports the commencement of an outbreak of cholera has been made an object of special inquiry, and its origin has been to some extent traced. In the report for 1849, it is shown that up to the month of August in that year cholera was all but extinct in Bombay, only six deaths having occurred in the first six months of that year. It suddenly appeared in the middle of August; in September 690 persons died, and by the end of the year it had destroyed 2,363. It was found that the disease had prevailed to some extent in the neighbourhood of Sholapoor in May of that year, but not enough to excite uneasiness. In the latter end of July or the beginning of August it began to spread with the utmost rapidity, and appeared simultaneously in the Conkan in villages far apart from each other, but all in the line of roads leading directly from the Deccan. In another week it had reached Bombay. It raged throughout the four following years, carrying off a maximum of 3,353 in 1854, after which the mortality gradually declined until in 1858 only 105 persons died.

In 1859 the deaths were again 2,265. The disease appeared about the second week in May in the Waee district of the Sattara Collectorate and about Bhor, and then slowly spread, travelling through the Concan to Bombay, where it appeared at the latter end of the month, and was so fully established in June, that in that month 843 deaths occurred.

Cholera again slowly subsided. In 1861, during the first ten months there were only 160 deaths, but in the month of December it suddenly appeared and carried off 466 persons, and in the next month 625. In this case the spot where it originated in the town was pretty clearly ascertained. It commenced among the families of one of the native Regiments on the Esplanade, and among a party which had just arrived from one of the large towns of the Deccan, where the disease was rife. After January 1862 it somewhat subsided, fluctuating about an average of 200 a month, and reached a minimum of 50 in February 1863. From that time the number of deaths slowly rose, until in June they were 161; then suddenly mounted in the next month, July, to 412, and afterwards again fell. In December the number of deaths had crept up to 319, and in January sprang up to a maximum of 622.

It may be noticed that these exacerbations of the disease in July and December nearly synchronize with the former outbursts—that of August in 1849, and that of December in 1861. Those were pretty clearly traced to the Deccan as their source. I have not at present the means of connecting the temporary increase of cholera in Bombay in the month of July 1863 with the Deccan, though from the facts stated below, it is in the highest degree probable that some such connection existed; but, that the great outbreak in December last was due to contagion imported thence, there can be no reasonable doubt. For days before the disease broke out here, it was notorious that the pilgrims returning from the fairs of Punderpoor and Alundee were dying by hundreds, and the introduction by them of the disease into the city of Poona was greatly dreaded. And not without reason. It soon appeared there, carrying off scores daily, and very shortly afterwards the rapid increase in the Cholera mortality in this town showed how quickly the contagion spread along the ordinary line of traffic.

The great religious fairs or *jattras* of Punderpoor and Alundee take place twice a year, in July and November. In the beginning of December there is also the much-frequented fair of Jejooree, and the more distant one of Savadatee in the Southern Maratha Country. They are supplemented by those of Trimbuk and Bheemashunker in the beginning of March. What concern these and similar *jattras* elsewhere have with the spread of cholera, may to some extent be seen from the following extracts.

To begin with a distant but notorious one, that of Jugganath, at Pooree in Orissa.

"The Cholera morbus has been unusually destructive this year (1844) in the City of Calcutta, nor has it yet subsided entirely. The pilgrims from that neighbourhood set out for the Rath festival and carried the seeds of the disease with them, spreading the infection all along the way. It made its appearance on the track of the pilgrims in the town of Cuttack, early in June. Several were seen dead and sick under adjacent trees, or by the way side; affording an omen of what might be expected, when the whole mass of pilgrims should be condensed into one confined and dirty place: worn and weak with travelling, ill-clothed, ill-fed, suffering exposure, and breathing tainted air,—predisposed to receive and propagate the contagion of death. * * * * Near Cuttack, and along the road, we passed a good many dead pilgrims, and many more sick ones. The darkness of night cast a veil over the dying and the dead, but occasionally the light of our torches fell upon the victims, and for a moment exposed them to our view as we hastened along. As we advanced near to Púrí, and the light of the morning uncovered the scene on either hand, we had a true and appalling picture of the progress the disease was making among the infatuated pilgrims. Still there were many more sick than dead, intimating the commencement of the pestilence. Many of the sick had engaged dúlís, and in these were making a push to reach the limits of the sacred Kshetra; few would be able to accomplish this, which accounts for the large accumulation of dead bodies within the first three miles from Púrí. Many of the dúlís were put down, and the bearers were watching, at a distance, till they could roll out the sufferers and decamp with their booty. Many also had evidently been so served. * * *

"*June 14th.*—We found many dead and dying pilgrims outside the Tax Office gate; they lay by four and five together on particular spots. In the town, also, we passed many cases—in one place four, in another six, and in another seven; besides single bodies in every direction. * * *

"*15th.*—The dead and expiring pilgrims were lying thick about the streets, by the sides, and at the corners of the roads. Under one tree we counted seven, who have found their place there since the morning. * * *

"*17th.*—This morning we were out among the people. * * * * Numbers of dead bodies, in different stages of decay, were scattered all over the deadly

place. The sand was black with the ashes of innumerable funeral piles of the living and the dead. * * The bones of pilgrims, bleached by the rains and the sun, were scattered widely in all directions, forming a strong contrast with the blackened sand of the horrid spot. The smoke of several funeral pyres was blowing over the scene, and conveyed the smell of roasted human flesh through the valley. The contents of a hundred thousand bodies, with the pestiferous stench from scores of decaying corpses, thickened the atmosphere with deadly vapours. The howling of the wild dogs and the screaming of the vultures, too full to move away from the spot;—all these causes combined, gave to the scene the appearance of horror, and made us feel that we were passing the purlieu of death. * * * * *—The whole mass appeared as if stricken with fear; and many cholera patients are carried out on *dúlís*. They will be left generally in the first three miles of the town. Their bones, as well as those of many pale pilgrims, will be left by the road side, and mark the way to Jagannath's temple in Orissa for many a mile on the road.——Through mercy we reached home [Cuttack] in health and safety on the 20th. The mortality on the road from Púrí to Cuttack almost defies description. The bodies lay thick for several miles on this side Púrí; frequently several in the same place. The sick also and dying were numerous. * * * * A lakh and a half [150,000] of pilgrims is about the number which was present at this festival." (*The Rev. C. Lacey, in Calcutta Christian Observer, 1844.*)

The following from the Bombay Presidency:—

"We are well satisfied that, for the last eight or ten years, the prevalence of Cholera in this district [Ahmednuggur] can be traced almost universally to the pilgrimages made to Punderpoor. Whenever a pilgrimage occurs there, cholera almost invariably breaks out among the assembled crowds: people become frightened, and return with all speed to their respective villages; and, in a few days, you will hear of the cholera in this village and in that, all over the district. Many pilgrims die on the road as they return to their homes; and when they stop for the night, the cholera is sure to commence immediately." (*Dnyanodayá, August 1844.*)

This from a truthful eye-witness:—

"I paid my annual visit to Punderpoor in November [1863]. Great multitudes from all parts of the country come at that season, sometimes from incredible distances, to the shrine of Vithoba. * * * * In a flowing stream, in thousands, they pass on to the shrine from every direction; weary and worn

they then encamp near the town, mostly in the bed of the river. Some have tents, some light cloth sheds, many nothing at all, to protect them. First comes a day of fasting, distinguished by eating either nothing or else unwholesome trash, and by shouting forth by day and by night, with clang of cymbals, and violent gesticulations up to the last ebb of strength, the names of Vithoba and his wife and their 'saints.' Add to this, that the whole atmosphere becomes frightfully tainted from the first, so that one cannot walk anywhere, far or near, without being sensible of the most sickening odours. Can it be wondered at that cholera is very often generated at the place? But the peculiar seed-plot where that pestilence first germinates remains to be described. It is believed that it is *the very temple of Vithoba itself*, a small stone room, with no aperture but a small door, into which perhaps 50,000 persons in the course of a few days force their way, and in the immediate neighbourhood of which, in the temple court, may be seen thousands of men and women sitting closely packed, waiting for their turn to enter. So polluted does the air of the temple become, that the vapour from the breath and bodies of the worshippers condenses on the image, thus giving rise to the idea that the god miraculously perspires. The Sub-Assistant Surgeon, now appointed by Government to Punderpoor, stated to me his belief that the disease, in its first origin, could usually be traced to *that spot*. * * * * *

The day after I left Punderpoor, cholera in a bad form manifested itself among the pilgrims, but yet many did not die. The disease might have died out if it had not been cultivated. But the same pilgrims immediately resorted, as is their wont, to Alandi near Poona, and there it met with a favourable field in which to grow. The seed sown at Punderpoor ripened quickly and fearfully at Alandi; and the grain was then scattered broadcast over the length and breadth of the land by pilgrims on the way home. Poona was one of the first places to suffer, and a vast number died in it. The moment the returning pilgrims reached my field of labour [Sassoor], the disease appeared, and the people began to die. * * Every village almost had its sad tales to tell." (*Notes by the Rev. Adam White, dated 28th January 1864.*)

Within a very few months from that date this good man fell a victim to the disease, contracted in ministering to the necessities of the cholera-stricken inhabitants of Sassoor.

It can hardly be questioned, then, that of all the influences at work in this country in promoting the spread of cholera, none can bear the least comparison with these jattras. But for them in all probability cholera might die out here, as other prevalent epidemics not of an eruptive character have died out elsewhere, under improved sanitary conditions. But the jattras effectually prevent this desired consummation. While one epidemic visitation is slowly subsiding, and assuming a light sporadic form, the lingering seeds of the poison are nursed and intensified at the jattras, and, thus multiplied a thousand fold, they are dispersed over the whole country in all the lines of the pilgrims' travel. In a crowded populous city like Bombay the contagion finds but too congenial a home, and thus thousands of lives are sacrificed here to the superstitions of ignorant devotees hundreds of miles distant.

That the pilgrims should sacrifice their own lives may cause a certain amount of regret, even from a purely economic point of view, but still the chief concern is so far their own; but that they should in their own fall carry to destruction a hundred times their number of victims, innocent of their own folly, and more valuable members of the community, is very grievous. The evil is not diminishing,—it is on the increase. The cheap postage, and more rapid means of communication, enable the interested proprietors of these temples to exert their efforts *ad propagandam* with greater success than ever. Circulars are issued by post to the patels of villages far and near (for communication to the people), specifying the times of the festivals, and extolling the fruits of the pilgrimage; and, from the increased facilities of travel, the distances from which the pilgrims come, and the fame of the temple which follows them to their homes, increase in an ever widening circle.

It is sufficient to call attention to these facts, and to the connection they have with the generation and spread of cholera: it is not within the province of the reporter to suggest the remedy.

The deaths in Bombay in 1863 included 11,087 males and 8,660 females, being in the ratio of 128 males to 100 females. The excess of males is less than in the last two years, but greater than the average. Of the still-born 288 were males and 170 females, or in the proportion of 170 males to 100 females. Of the whole 20,205, 13,697 bodies were buried, 5,549 burnt, and 959 had been devoured by carrion birds. 9,509 had been born in

Bombay, 10,532 elsewhere, and the birth place of 169 was unknown. The families of 3,608 belonged to Bombay, of 16,428 to other places, and the country of 169 was unknown. (Appendix B.)

The written reports were 2,280, or 11·6 per cent. of the whole. Of these, 1,632 were given officially by medical and other officers of Government, including six from a French ship of war; 166 by graduates of the University and of the Grant College, and 11 by European medical men. Only one private European practitioner contributed written reports—five in number. It is proposed to introduce a more convenient mode of issuing the certificates of the cause of death, which may be expected to lead to greater regularity in their use.

The deaths by violence were 208 in number—145 males and 63 females. Of these 81 were drowned, 12 burnt or scalded to death, 28 were killed by falls from various heights, and 14 from injuries received from falling bodies; 9 only from horse and carriage accidents, including one from a street roller, 12 from railway accidents, 3 from drunkenness, and 16 from poisoning by arsenic, mercury, or opium; 4 from snake bite, 1 from the bite of an ass, and 2 from incised and 1 from gun-shot wounds. The total number of violent deaths is large, but not greater than in 1861. Of the 81 deaths by drowning, the particulars of 47, or of more than half could not be ascertained. The total acknowledged suicides were only 13, viz. 7 by drowning and 2 by hanging, and 4 by poison. There were no deaths from machinery, which speaks well for the management of the extensive manufactories now at work in Bombay.

The year 1863 was rather wetter than the year before, but near the average. The rain-fall at Colaba was 77 inches, and at Byculla 80 inches, close to the average. The mean annual temperature was 79·5 or half a degree below the average; the dew-point 70·4, which is also a trifle below the mean. The wind azimuth is given this year in a tabular form, instead of diagrammatically. (Appendix C.)

ROBERT HAINES, M. B.,
Superintendent of Mortuary Returns.

Bombay, 31st August 1864.

APPENDIX A.

TOTAL DEATHS in each LOCALITY from 1853 to 1863.

LOCALITY.	Mean of five years 1853-57.	Mean of five years 1858-62.	Mean of ten years 1853-62.	1863.
A. Colaba	325	337	331	477
Fort	821	778	799	824
Esplanade	405	241	323	291
B. Market	1,198	1,096	1,147	1,376
Mandwee	2,283	2,148	2,216	2,513
Oombhurkadee.....	2,514	2,256	2,385	3,116
C. Dhobee-tulao	1,386	1,380	1,383	1,822
Bhooleshwur	849	826	838	900
Khara-tulao	1,372	1,212	1,292	1,756
Girgaon	985	963	974	1,621
D. Chaopatee	164	185	174	171
Walkeshwur	147	162	154	178
Mahaluxmee.....	120	152	136	198
E. Mazagaon	429	427	428	669
Tarwaree	134	128	131	111
Kamateepoora	1,424	1,512	1,468	2,360
Parell	191	105	147	188
Seoree	69	49	59	29
F. Seo	205	125	165	204
Mahim	366	279	323	362
Wurlee	209	169	190	246
Water Division.....	116	151	133	176
Non-resident and Unknown.....	89	75	82	159
Total....	15,791	14,756	15,273	19,747

APPENDIX B.

MEMORANDUM of TOTAL DEATHS, including STILL BIRTHS,

For the Year beginning 1st February 1863.

MONTH.	Bodies how disposed of.			Place of Birth.			Residence of Families.			Reports.		TOTAL.
	Buried.	Burnt.	Exposed to Carrion Birds.	Bombay.	Elsewhere.	Un-known.	Bombay.	Elsewhere.	Un-known.	Written.	Verbal.	
February 1863....	803	331	47	575	598	8	226	947	8	156	1,025	1,181
March	1,059	465	70	802	773	19	317	1,258	19	195	1,399	1,594
April	1,194	438	96	871	848	9	329	1,390	9	179	1,549	1,728
May	1,153	440	93	815	860	11	306	1,369	11	182	1,504	1,686
June	1,155	386	75	915	690	11	315	1,290	11	156	1,460	1,616
July	1,363	517	114	1,011	965	18	392	1,584	18	286	1,708	1,994
August	1,140	499	94	872	850	11	327	1,395	11	175	1,558	1,733
September	1,010	467	64	756	774	11	256	1,274	11	152	1,389	1,541
October	991	453	96	720	811	9	267	1,264	9	143	1,397	1,540
November	979	437	54	594	860	16	228	1,226	16	168	1,302	1,470
December	1,210	461	74	733	986	26	295	1,424	26	211	1,534	1,745
January 1864	1,649	655	82	840	1,517	20	350	2,007	20	276	2,101	2,377
Total....	13,697	5,549	959	9,504	10,532	169	3,608	16,428	169	2,279	17,9 6	20,205

APPENDIX C.


Showing the NUMBER of HOURS during which the WIND blew from each


Division of the Circle.

1863.


MONTH.	Number of hours of Wind.*							
	N	NE	E	SE	S	SW	W	NW
February 1863.	177·0	61·0	12·5	15·0	210·5
March.....	124·5	17·5	17·0	12·0	14·5	18·0	44·5	281·0
April	82·0	10·5	10·0	17·5	37·5	48·0	114·5	225·0
May	50·0	15·5	1·0	1·0	9·5	188·5	89·5	174·0
June	1·0	..	·5	65·0	186·5	244·5	79·0	20·5
July.....	·5	1·5	3·0	·5	36·0	345·0	234·5	17·0
August	12·0	1·0	·5	4·5	10·0	243·0	263·5	54·5
September	31·5	20·5	11·0	27·0	44·0	61·5	172·5	202·0
October	101·5	79·5	46·0	33·5	48·5	27·0	38·5	242·5
November	125·0	133·5	54·0	2·5	6·5	1·0	15·5	182·0
December	208·0	154·5	16·0	3·5	187·0
January 1864..	289·0	121·0	35·5	3·5	3·0	132·0
Total.....	1,202·0	616·0	207·0	197·0	393·0	1,176·5	1,173·5	1,930·0

* Column N includes points between NNW and NNE; Column NE those between NNE and ENE, and so on.





NUMERICAL TABLES.



ALBANY, N. Y.

CLASSIFICATION OF CAUSES OF DEATH.

- I. Cholera.
- II. Small-pox.
- III. Measles.
- IV. Fever.
- V. Disease of the Nervous System.
- VI. " " Vascular System.
- VII. " " Respiratory System.
- VIII. " " Alimentary System.
- IX. " " Urinary System.
- X. " " Sexual System and Child-bearing.
- XI. " " Locomotive and Tegumentary System.
- XII. Cachexy and Debility.
- XIII. Leprosy, Tubercular and Articular.
- XIV. Dropsy.
- XV. Accident and Violence.
- XVI. Other and Unknown Causes.

CAUSES OF DEATH among all RACES and CASTES, registered during the Year, beginning 1st February 1863.

CLASSES.	CAUSES OF DEATH.	February.	March.	April.	May.	June.	July.	August.	September.	October.	November.	December.	January, 1864.	TOTAL.
I.	Cholera.....	50	89	161	153	161	412	240	178	181	176	319	622	2,742
II.	Small-pox.....	51	161	252	203	209	92	30	11	9	12	18	65	1,113
III.	Measles.....	13	30	108	128	92	54	24	11	9	2	14	5	490
	" and bronchitis	1	1
	" " diarrhoea	1	1
IV.	Febrile cachexia.....	1	..	1	1	1	..	4
	Fever	448	547	624	602	527	646	625	603	628	636	675	872	7,433
	" and anasarca	7	5	1	3	2	7	1	5	2	8	5	6	52
	" " brain, inflammation of	14	14	14	15	8	11	8	10	12	17	14	9	146
	" " bronchitis	4	4
	" " convulsion	3	5	..	1	..	3	3	1	2	3	21
	" " cough	83	95	69	78	53	74	96	86	84	88	120	155	1,081
	" " diarrhoea	29	50	31	23	33	41	33	30	30	37	21	47	414
	" " " chronic	1	..	1
	" " dysentery	1	2	..	1	1	2	5	2	1	..	2	1	18
	" " jaundice	1	..	1	2
	" " lung, affection of	1	1
	" " " congestion of	1	1
	" " respiratory disease	13	25	6	7	7	14	8	13	14	19	8	25	159
	" " brain	1	3	1	5
	" " continued	1	2	1	1	..	5
	" " hectic.....	1	1
	" " intermittent	1	2	3
	" " and abscess	1	1
	" " and bronchitis.....	1	..	1
	" " quotidian and abscess of liver.....	1	1
	" " " bronchitis..	..	1	1
	" " remittent	5	5	5	7	2	6	5	5	12	8	4	13	77
	" " and bronchitis	1	1	..	1	1	1	5
	" " " cerebral affection, head symptoms ..	4	3	5	..	4	3	2	2	..	1	5	5	32

CLASSES.	CAUSES OF DEATH.	February.	March.	April.	May.	June.	July.	August.	September.	October.	November.	December.	January, 1864.	TOTAL.
	Fever remittent and diarrhoea	1	1	2	..	4
	" " dysentery	1	1
	" " hepatitis	1	1
	" " jaundice	3	1	2	2	1	9
	" " peritonitis	1	1
	" " pneumonia	1	1	..	1	..	1	1	1	7	..	13
	" " spleen, enlarge- ment of	1	1
V.	Apoplexy	2	7	2	5	1	5	2	2	2	3	4	2	37
	Brain, disease of	1	1	2
	" congestion of	1	1	1	3
	Convulsion	13	23	10	17	19	32	35	26	31	18	23	22	269
	Delirium tremens	1	1	..	3	1	6
	Encephalitis	1	2
	Epilepsy	2	..	1	..	1	1	1	1	..	7
	Fits	1	1
	Hydrocephalus	1	1
	Meningitis	1	1	2
	" chronic	1	..	1
	Myelitis	1	1
	Paralysis—palsy	2	5	7	4	3	6	5	5	8	6	4	55
	" and dysentery, chronic	1	1
	" general	3	3
	" hemiplegia	1	2	..	1	1	2	2	..	3	3	15
	" paraplegia	1	1
	Paralytic stroke	1	1	..	2
	Tetanus	18	28	21	23	20	21	22	12	21	12	17	20	241
	" idiopathic, duration 2 days	1	1	2
	" " " 5 "	1	1
	" " " 6 "	1	1	..	2
	" " " 7 "	1	1
	" " " 9 "	1	1
	" " " 15 "	1	1
	" " unknown	1	1
	" traumatic from contused wounds of chin, accession after 4 hours, duration 12 days	1	1
	" traumatic from incised wound of foot, accession after 8 days, duration 4 days	1	1
	" traumatic from glass run into the foot, accession after 5 days, duration 8 days	1	1
	" traumatic from guinea-worm	2	3	..	5
	" traumatic from injury of fore- head, accession after 2 days, duration 3 days	1	1
	" traumatic, accession after 10 days, duration 8 days	1	1
	" traumatic from injury of leg, duration 7 days	1	1
	" traumatic from ulcer	1	1	2
	" traumatic from cause unknown	1	1
	Trismus nascentis	1	1
VI.	Aneurism	1	..	2	1	4
	" abdominal aorta	1	1
	Carditis	1	1	2
	Heart, disease of	1	..	1	1	..	1	2	..	4	12
	" and cavities	1	..	1	..	2
	" hypertrophy of	1	1	..	2
	" dilatation and hydro- thorax	1	1
	" valvular disease of	2	2
	Morbus cordis and rheumatism	2	..	2
	Pericarditis	1	1	2
	" acute	1	1
	Pyæmia	1	1	2
VII.	Asthma	8	13	11	7	6	6	7	8	12	4	12	15	109

CLASSES.	CAUSES OF DEATH.	February.	March.	April.	May.	June.	July.	August.	September.	October.	November.	December.	January, 1864.	TOTAL.
VIII.	Asthma and bronchitis	1	1
	Bronchitis	1	1	1	2	1	2	8
	" acute	1	2	3
	" " and diarrhoea	1	1
	" chronic	2	1	2	..	1	2	1	9
	" general	1	1	2
	Croup	1	1	2
	Cough	8	12	15	18	12	22	19	4	19	8	11	4	152
	" and diarrhoea	1	1
	Hooping cough	2	..	1	1	1	5
	" and pneumonia	1	1
	Laryngitis, chronic	1	..	1
	" and debility	1	1
	Lung, disease of	1	1
	" gangrene of	1	1
	" inflammation of	1	2	1	4
	Phthisis pulmonalis, consumption	35	35	25	30	35	52	31	40	26	30	31	44	384
	Pleuritis	1	1	..	2
	Pneumonia	5	3	5	4	1	1	4	1	2	4	4	5	39
	Respiratory disease	18	26	19	10	21	20	27	8	16	13	18	23	219
	Bowel complaint	2	1	3	3	3	5	8	3	2	5	4	4	43
	Colic	1	2	2	4	2	3	1	2	2	2	7	28
	Diarrhoea	78	102	56	72	85	119	116	90	97	68	76	77	1,036
	" and anasarca	1	1
	" chronic	1	1	3	5
	Dysentery	16	20	28	17	15	22	25	31	17	19	35	28	273
	" bronchitis and cachexia	1	1
	" acute	5	8	2	4	6	7	5	10	6	3	3	6	65
	" " and pneumonia	1	1
	" chronic	28	22	23	18	9	15	25	30	15	22	17	30	254
	" " and general debility	1	1
	Dyspepsia	1	1
	Hepatic abscess, liver, abscess of	1	2	1	4
	" discharged into intestine	1	1	2
	" " into lung	1	1	..	2
	" " into sac of the peri-cardium	1	1
	" not discharged	2	2	1	1	1	2	1	1	5	..	34
	Hepatitis	1	1
	" and pneumonia	1	1
	" acute	1	2	1	..	1	..	1	1	3	1	11
	" chronic	1	1	1	..	2	3	1	1	1	11
	" " and bronchitis	1	1
	" " and dropsical effusion	1	1
	Hernia, strangulated	1	1	1	1	4
	Ileus	1	1	2
Jaundice, icterus	1	2	2	1	1	..	1	2	2	12	
Liver, hepatic disease, complaint	11	25	24	16	16	23	24	27	11	13	17	14	221	
" cirrhosis	1	..	1	
" " congestion and general debility	1	1	
" " and hepatitis chronic	1	1	
" enlargement of	1	1	2	
" spleen enlargement, chronic and ascites	1	1	
" inflammation of	1	1	
Muco-enteritis	1	1	
" acute	1	1	
" chronic	1	1	
Obstipatio	1	1	
Peritonitis	1	..	2	1	..	2	..	6	
" acute	1	1	2	
Piles	2	1	2	..	5	
Stomach, disease of	1	..	1	1	
" carcinoma of	1	1	
Tabes mesenterica	1	1	2	
Worms	8	5	5	3	12	20	13	12	8	4	9	5	104	
IX.	Bright's disease of kidney	1	1	1	..	3	

CLASSES.	CAUSES OF DEATH.	February.	March.	April.	May.	June.	July.	August.	September.	October.	November.	December.	January, 1864.	TOTAL.
X.	Bright's disease and pneumonia.....	1	1
	" " and dropsy	1	1
	Nephritis	1	1
	Urine, extravasation of	2	1	..	2	1	6
	Abortion, miscarriage.....	1	1	2
	Child-birth, parturition	2	1	1	2	2	2	..	1	11
	Dysentery during confinement.....	1	1
	Difficult labour	1	1
	Gonorrhœa	1	1
	Puerperal fever	2	1	1	4
	" " bronchitis and debility	1	1
	" diarrhœa	1	1	2
	" muco-enteritis	1	1
	" peritonitis.....	1	1	1	..	3
	Tetanus soon after delivery	1	1	1	..	1	4
	" 1 day after delivery.....	1	..	5	1	1	8
	" 2 days " "													

CLASSES.	CAUSES OF DEATH.	February.	March.	April.	May.	June.	July.	August.	September.	October.	November.	December.	January, 1864.	TOTAL.
XIII.	Syphilitic cachexia	1	1
	Tumour, malignant.....	1	1
	Leprosy.....	9	8	6	2	4	10	3	9	8	9	3	6	77
XIV.	" and diarrhoea	1	1
	Anasarca	3	8	6	5	5	4	10	5	4	4	56
	" and general debility	1	2
XV.	Ascites	1	..	1	1	1	1	1	2	1	9
	Dropsy	4	3	1	6	6	3	5	15	4	10	7	4	68
	" general.....	..	2	1	..	1	..	4
XV.	Bite of an ass	1	1
	By blasting of rock, compound fracture of skull.....	1	1
	" " injury of head.....	..	1	1
XV.	" " blow on abdomen.....	1	1
	" " buffalo trampled on, injury of the leg.....	..	1	1
	Burn.....	3	2	..	2	1	..	1	9
XV.	Burning by clothes catching fire	1	1	..	2
	By cart, carriage, buggy, run over, fracture of skull	1	1
	" " " compound fracture of skull.....	1	1
XV.	" " " injury of brain.....	..	1	1
	" " " ribs	1	1
	" " " killed	1	2	3
XV.	Drowning in quarry, hole, ditch, accidental.....	2	1	1	4
	" " " found drowned	1	1	2	4
	" " " sea, accidental	1	..	1	2
XV.	" " " found drowned	2	2	3	1	2	2	1	13
	" " " " during insanity	1	1
	" " " " tank, accidental	1	1	1	..	1	1	4	1	2	1	1	1	15
XV.	" " " " found drowned	2	1	1	2	..	3	9
	" " " " well, accidental	1	..	1	..	1	..	3	3	..	1	..	10
	" " " " suicidal	1	1	2
XV.	" " " " found drowned	2	1	..	1	4	3	1	3	1	1	4	21
	" " " " during insanity.....	2	2	4
	By fall, injury of leg	1	1
XV.	" " " concussion of brain	1	1	1	1	4
	" " " from bench, killed	1	1
	" " " " buggy, injury of head.....	1	1
XV.	" " " " hill, injury of head	1	1
	" " " " house, fracture of skull	1	1	..	1	3
	" " " " compound fracture of thigh.....	1	1	2
XV.	" " " " injury of head	2	1	3
	" " " " killed.....	1	1	1	1	..	1	5
	" " " " tree, killed.....	1	1
XV.	" " " " on ship board, injury of the chest.....	1	1	..	2
	" " " " " head.....	1	1	2
	" " " " " fracture of ribs	1	1	2
XV.	" " " " falling bale of cotton, fracture of skull	1	1
	" " " " " grain, injury of head.....	1	1
	" " " " " house, injury of head.....	1	1	2
XV.	" " " " " killed	2	1	3
	" " " " " pipe, injury of leg	1	1
	" " " " " rock, killed	2	2
XV.	" " " " " stone, compound fracture of foot.....	1	1
	" " " " " injury of head	1	1
	" " " " " injury of leg	1	1
XV.	" " " " " tree, injury of arm	1	1
	Fracture of skull, cause unknown.....	..	1	1	1	2	..	1	6
	" " " " " spine, cause unknown	1	1	2
XV.	Hanging, suicidal	1	1	2
	By horse, knocked down, injury of head.....	1	1
	Poisoning by alcohol, excessive drinking.....	1	1
XV.	" " " " " apoplexy	1	1

CLASSES.	CAUSES OF DEATH.	February.	March.	April.	May.	June.	July.	August.	September.	October.	November.	December.	January, 1864.	TOTAL.
	Poisoning by alcohol, ebrietas	1	1
	" arsenic	1	..	1	2	4
	" suicidal	1	1
	" mercury, stomatitis	1	1	1	1	..	1	5
	" ptialism	1	1
	" opium	1	1	2
	" suicidal	1	2	3
	By railway train, waggon run over, fracture of arms.	1	1
	" " " compound comminuted fracture of leg	1	1	1	3
	" " " fracture of leg	2	2
	" " " injury of leg	1	..	1
	" " " " head and leg	1	1
	" " " killed	1	1	2	4
	" roller, run over, crushed	1	1
	Scalding with boiling water, homicidal	1	1
	Snake-bite	1	1	1	..	1	4
	Want of breast milk	1	1	..	1	1	3	..	7
	Wound, gun-shot	1	1	1
	" incised, of abdomen and throat.	1	1
	" " cut throat	1	1
XVI.	Found dead	1	1	..	2	..	2	1	2	9
	Unknown	1	1	3	1	1	..	2	9

V.

CAUSES of DEATH, at different Ages, among HINDOOS of other CASTES, during the Year beginning 1st February 1863.

MALES.												FEMALES.												PERSONS.																																																																																																																																																																																																																																																																																																																																																																																																																																																																																																																																																																																																																																																																																																																																																																																																																																																																																																																																																																																																																
Days.						Months.						Years.						Days.						Months.						Years.						Days.						Months.						Years.																																																																																																																																																																																																																																																																																																																																																																																																																																																																																																																																																																																																																																																																																																																																																																																																																																																																																																																																																																																								
0	1	2	3	4	5	6	7	8	9	10	11	12	13	14	15	16	17	18	19	20	21	22	23	24	25	26	27	28	29	30	31	32	33	34	35	36	37	38	39	40	41	42	43	44	45	46	47	48	49	50	51	52	53	54	55	56	57	58	59	60	61	62	63	64	65	66	67	68	69	70	71	72	73	74	75	76	77	78	79	80	81	82	83	84	85	86	87	88	89	90	91	92	93	94	95	96	97	98	99	100	101	102	103	104	105	106	107	108	109	110	111	112	113	114	115	116	117	118	119	120	121	122	123	124	125	126	127	128	129	130	131	132	133	134	135	136	137	138	139	140	141	142	143	144	145	146	147	148	149	150	151	152	153	154	155	156	157	158	159	160	161	162	163	164	165	166	167	168	169	170	171	172	173	174	175	176	177	178	179	180	181	182	183	184	185	186	187	188	189	190	191	192	193	194	195	196	197	198	199	200	201	202	203	204	205	206	207	208	209	210	211	212	213	214	215	216	217	218	219	220	221	222	223	224	225	226	227	228	229	230	231	232	233	234	235	236	237	238	239	240	241	242	243	244	245	246	247	248	249	250	251	252	253	254	255	256	257	258	259	260	261	262	263	264	265	266	267	268	269	270	271	272	273	274	275	276	277	278	279	280	281	282	283	284	285	286	287	288	289	290	291	292	293	294	295	296	297	298	299	300	301	302	303	304	305	306	307	308	309	310	311	312	313	314	315	316	317	318	319	320	321	322	323	324	325	326	327	328	329	330	331	332	333	334	335	336	337	338	339	340	341	342	343	344	345	346	347	348	349	350	351	352	353	354	355	356	357	358	359	360	361	362	363	364	365	366	367	368	369	370	371	372	373	374	375	376	377	378	379	380	381	382	383	384	385	386	387	388	389	390	391	392	393	394	395	396	397	398	399	400	401	402	403	404	405	406	407	408	409	410	411	412	413	414	415	416	417	418	419	420	421	422	423	424	425	426	427	428	429	430	431	432	433	434	435	436	437	438	439	440	441	442	443	444	445	446	447	448	449	450	451	452	453	454	455	456	457	458	459	460	461	462	463	464	465	466	467	468	469	470	471	472	473	474	475	476	477	478	479	480	481	482	483	484	485	486	487	488	489	490	491	492	493	494	495	496	497	498	499	500	501	502	503	504	505	506	507	508	509	510	511	512	513	514	515	516	517	518	519	520	521	522	523	524	525	526	527	528	529	530	531	532	533	534	535	536	537	538	539	540	541	542	543	544	545	546	547	548	549	550	551	552	553	554	555	556	557	558	559	560	561	562	563	564	565	566	567	568	569	570	571	572	573	574	575	576	577	578	579	580	581	582	583	584	585	586	587	588	589	590	591	592	593	594	595	596	597	598	599	600	601	602	603	604	605	606	607	608	609	610	611	612	613	614	615	616	617	618	619	620	621	622	623	624	625	626	627	628	629	630	631	632	633	634	635	636	637	638	639	640	641	642	643	644	645	646	647	648	649	650	651	652	653	654	655	656	657	658	659	660	661	662	663	664	665	666	667	668	669	670	671	672	673	674	675	676	677	678	679	680	681	682	683	684	685	686	687	688	689	690	691	692	693	694	695	696	697	698	699	700	701	702	703	704	705	706	707	708	709	710	711	712	713	714	715	716	717	718	719	720	721	722	723	724	725	726	727	728	729	730	731	732	733	734	735	736	737	738	739	740	741	742	743	744	745	746	747	748	749	750	751	752	753	754	755	756	757	758	759	760	761	762	763	764	765	766	767	768	769	770	771	772	773	774	775	776	777	778	779	780	781	782	783	784	785	786	787	788	789	790	791	792	793	794	795	796	797	798	799	800	801	802	803	804	805	806	807	808	809	810	811	812	813	814	815	816	817	818	819	820	821	822	823	824	825	826	827	828	829	830	831	832	833	834	835	836	837	838	839	840	841	842	843	844	845	846	847	848	849	850	851	852	853	854	855	856	857	858	859	860	861	862	863	864	865	866	867	868	869	870	871	872	873	874	875	876	877	878	879	880	881	882	883	884	885	886	887	888	889	890	891	892	893	894	895	896	897	898	899	900	901	902	903	904	905	906	907	908	909	910	911	912	913	914	915	916	917	918	919	920	921	922	923	924	925	926	927	928	929	930	931	932	933	934	935	936	937	938	939	940	941	942	943	944	945	946	947	948	949	950	951	952	953	954	955	956	957	958	959	960	961	962	963	964	965	966	967	968	969	970	971	972	973	974	975	976	977	978	979	980	981	982	983	984	985	986	987	988	989	990	991	992	993	994	995	996	997	998	999	1000
Cholera	Small-pox	Measles	Fever	Disease of Nervous System	" Vascular	" Respiratory	" Alimentary	" Urinary	" Sexual System & Child-bearing	" Locom. & Tegum. Systems	Cachexy and Debility	Leprosy, Tuberc. and Artific.	Dropsy	Accident and Violences	Other and Unknown Cause	ALL CAUSES, exclusive of Still-born	Cholera, Small-pox & Measles	All other Causes																																																																																																																																																																																																																																																																																																																																																																																																																																																																																																																																																																																																																																																																																																																																																																																																																																																																																																																																																																																																																						

CUY'S
HOSPITAL
LIBRARY

VI.

CAUSES of DEATH, at different Ages, among HINDOO OUT-CASTES, during the Year beginning 1st February 1863.

MALES.										FEMALES.										PERSONS.																																																																																																																																																																																																																																																																																																																																																																																																																																																																																																																																																																																																																																																																																																																																																																																																																																																																																																																																																																																																																																																																																																																																																																																																																																																																																																																																																																													
Days.					Months.					Years.					Days.					Months.					Years.					Days.					Months.					Years.					All Ages.																																																																																																																																																																																																																																																																																																																																																																																																																																																																																																																																																																																																																																																																																																																																																																																																																																																																																																																																																																																																																																																																																																																																																																																																																																																																																																																																																				
0	1	2	3	4	5	6	7	8	9	10	11	12	13	14	15	16	17	18	19	20	21	22	23	24	25	26	27	28	29	30	31	32	33	34	35	36	37	38	39	40	41	42	43	44	45	46	47	48	49	50	51	52	53	54	55	56	57	58	59	60	61	62	63	64	65	66	67	68	69	70	71	72	73	74	75	76	77	78	79	80	81	82	83	84	85	86	87	88	89	90	91	92	93	94	95	96	97	98	99	100	101	102	103	104	105	106	107	108	109	110	111	112	113	114	115	116	117	118	119	120	121	122	123	124	125	126	127	128	129	130	131	132	133	134	135	136	137	138	139	140	141	142	143	144	145	146	147	148	149	150	151	152	153	154	155	156	157	158	159	160	161	162	163	164	165	166	167	168	169	170	171	172	173	174	175	176	177	178	179	180	181	182	183	184	185	186	187	188	189	190	191	192	193	194	195	196	197	198	199	200	201	202	203	204	205	206	207	208	209	210	211	212	213	214	215	216	217	218	219	220	221	222	223	224	225	226	227	228	229	230	231	232	233	234	235	236	237	238	239	240	241	242	243	244	245	246	247	248	249	250	251	252	253	254	255	256	257	258	259	260	261	262	263	264	265	266	267	268	269	270	271	272	273	274	275	276	277	278	279	280	281	282	283	284	285	286	287	288	289	290	291	292	293	294	295	296	297	298	299	300	301	302	303	304	305	306	307	308	309	310	311	312	313	314	315	316	317	318	319	320	321	322	323	324	325	326	327	328	329	330	331	332	333	334	335	336	337	338	339	340	341	342	343	344	345	346	347	348	349	350	351	352	353	354	355	356	357	358	359	360	361	362	363	364	365	366	367	368	369	370	371	372	373	374	375	376	377	378	379	380	381	382	383	384	385	386	387	388	389	390	391	392	393	394	395	396	397	398	399	400	401	402	403	404	405	406	407	408	409	410	411	412	413	414	415	416	417	418	419	420	421	422	423	424	425	426	427	428	429	430	431	432	433	434	435	436	437	438	439	440	441	442	443	444	445	446	447	448	449	450	451	452	453	454	455	456	457	458	459	460	461	462	463	464	465	466	467	468	469	470	471	472	473	474	475	476	477	478	479	480	481	482	483	484	485	486	487	488	489	490	491	492	493	494	495	496	497	498	499	500	501	502	503	504	505	506	507	508	509	510	511	512	513	514	515	516	517	518	519	520	521	522	523	524	525	526	527	528	529	530	531	532	533	534	535	536	537	538	539	540	541	542	543	544	545	546	547	548	549	550	551	552	553	554	555	556	557	558	559	560	561	562	563	564	565	566	567	568	569	570	571	572	573	574	575	576	577	578	579	580	581	582	583	584	585	586	587	588	589	590	591	592	593	594	595	596	597	598	599	600	601	602	603	604	605	606	607	608	609	610	611	612	613	614	615	616	617	618	619	620	621	622	623	624	625	626	627	628	629	630	631	632	633	634	635	636	637	638	639	640	641	642	643	644	645	646	647	648	649	650	651	652	653	654	655	656	657	658	659	660	661	662	663	664	665	666	667	668	669	670	671	672	673	674	675	676	677	678	679	680	681	682	683	684	685	686	687	688	689	690	691	692	693	694	695	696	697	698	699	700	701	702	703	704	705	706	707	708	709	710	711	712	713	714	715	716	717	718	719	720	721	722	723	724	725	726	727	728	729	730	731	732	733	734	735	736	737	738	739	740	741	742	743	744	745	746	747	748	749	750	751	752	753	754	755	756	757	758	759	760	761	762	763	764	765	766	767	768	769	770	771	772	773	774	775	776	777	778	779	780	781	782	783	784	785	786	787	788	789	790	791	792	793	794	795	796	797	798	799	800	801	802	803	804	805	806	807	808	809	810	811	812	813	814	815	816	817	818	819	820	821	822	823	824	825	826	827	828	829	830	831	832	833	834	835	836	837	838	839	840	841	842	843	844	845	846	847	848	849	850	851	852	853	854	855	856	857	858	859	860	861	862	863	864	865	866	867	868	869	870	871	872	873	874	875	876	877	878	879	880	881	882	883	884	885	886	887	888	889	890	891	892	893	894	895	896	897	898	899	900	901	902	903	904	905	906	907	908	909	910	911	912	913	914	915	916	917	918	919	920	921	922	923	924	925	926	927	928	929	930	931	932	933	934	935	936	937	938	939	940	941	942	943	944	945	946	947	948	949	950	951	952	953	954	955	956	957	958	959	960	961	962	963	964	965	966	967	968	969	970	971	972	973	974	975	976	977	978	979	980	981	982	983	984	985	986	987	988	989	990	991	992	993	994	995	996	997	998	999	1000	1001	1002	1003	1004	1005	1006	1007	1008	1009	1010	1011	1012	1013	1014	1015	1016	1017	1018	1019	1020	1021	1022	1023	1024	1025	1026	1027	1028	1029	1030	1031	1032	1033	1034	1035	1036	1037	1038	1039	1040	1041	1042	1043	1044	1045	1046	1047	1048	1049	1050	1051	1052	1053	1054	1055	1056	1057	1058	1059	1060	1061	1062	1063	1064	1065	1066	1067	1068	1069	1070	1071	1072	1073	1074	1075	1076	1077	1078	1079	1080	1081	1082	1083	1084	1085	1086	1087	1088	1089	1090	1091	1092	1093	1094	1095	1096	1097	1098	1099	1100	1101	1102	1103	1104	1105	1106	1107	1108	1109	1110	1111	1112	1113	1114	1115	1116	1117	1118	1119	1120	1121	1122	1123	1124	1125	1126	1127	1128	1129	1130	1131	1132	1133	1134	1135	1136	1137	1138	1139	1140	1141	1142	1143	1144	1145	1146	1147	1148	1149	1150	1151	1152	1153	1154	1155	1156	1157	1158	1159	1160	1161	1162	1163	1164	1165	1166	1167	1168	1169	1170	1171	1172	1173	1174	1175	1176	1177	1178	1179	1180	1181	1182	1183	1184	1185	1186	1187	1188	1189	1190	1191	1192	1193	1194	1195	1196	1197	1198	1199	1200	1201	1202	1203	1204	1205	1206	1207	1208	1209	1210	1211	1212	1213	1214	1215	1216	1217	1218	1219	1220	1221	1222	1223	1224	1225	1226	1227	1228	1229	1230	1231	1232	1233	1234	1235	1236	1237	1238	1239	1240	1241	1242	1243	1244	1245	1246	1247	1248	1249	1250	1251	1252	1253	1254	1255	1256	1257	1258	1259	1260	1261	1262	1263	1264	1265	1266	1267	1268	1269	1270	1271	1272	1273	1274	1275	1276	1277	1278	1279	1280	1281	1282	1283	1284	1285	1286	1287	1288	1289	1290	1291	1292	1293	1294	1295	1296	1297	1298	1299	1300	1301	1302	1303	1304	1305	1306	1307	1308	1309	1310	1311	1312	1313	1314	1315	1316	1317	1318	1319	1320	1321	1322	1323	1324	1325	1326	1327	1328	1329	1330	1331	1332	1333	1334	1335	1336	1337	1338	1339	1340	1341	1342	1343	1344	1345</

VIII.

CAUSES of DEATH, at different Ages, among PARSEES, during the Year beginning 1st February 1863.

	MALES.										FEMALES.										PERSONS.																																																																																																						
	Days.		Months.		Years.						Days.		Months.		Years.						Days.		Months.		Years.																																																																																																		
	0	1	2	3	4	5	6	7	8	9	10	11	12	13	14	15	16	17	18	19	20	21	22	23	24	25	26	27	28	29	30	0	1	2	3	4	5	6	7	8	9	10	11	12	13	14	15	16	17	18	19	20	21	22	23	24	25	26	27	28	29	30	0	1	2	3	4	5	6	7	8	9	10	11	12	13	14	15	16	17	18	19	20	21	22	23	24	25	26	27	28	29	30	0	1	2	3	4	5	6	7	8	9	10	11	12	13	14	15	16	17	18	19	20	21	22	23	24	25	26	27	28	29
Cholera.....	0	1	2	3	4	5	6	7	8	9	10	11	12	13	14	15	16	17	18	19	20	21	22	23	24	25	26	27	28	29	30	0	1	2	3	4	5	6	7	8	9	10	11	12	13	14	15	16	17	18	19	20	21	22	23	24	25	26	27	28	29	30	0	1	2	3	4	5	6	7	8	9	10	11	12	13	14	15	16	17	18	19	20	21	22	23	24	25	26	27	28	29	30																														
Small-pox	0	1	2	3	4	5	6	7	8	9	10	11	12	13	14	15	16	17	18	19	20	21	22	23	24	25	26	27	28	29	30	0	1	2	3	4	5	6	7	8	9	10	11	12	13	14	15	16	17	18	19	20	21	22	23	24	25	26	27	28	29	30	0	1	2	3	4	5	6	7	8	9	10	11	12	13	14	15	16	17	18	19	20	21	22	23	24	25	26	27	28	29	30																														
Measles	0	1	2	3	4	5	6	7	8	9	10	11	12	13	14	15	16	17	18	19	20	21	22	23	24	25	26	27	28	29	30	0	1	2	3	4	5	6	7	8	9	10	11	12	13	14	15	16	17	18	19	20	21	22	23	24	25	26	27	28	29	30	0	1	2	3	4	5	6	7	8	9	10	11	12	13	14	15	16	17	18	19	20	21	22	23	24	25	26	27	28	29	30																														
Fever	0	1	2	3	4	5	6	7	8	9	10	11	12	13	14	15	16	17	18	19	20	21	22	23	24	25	26	27	28	29	30	0	1	2	3	4	5	6	7	8	9	10	11	12	13	14	15	16	17	18	19	20	21	22	23	24	25	26	27	28	29	30	0	1	2	3	4	5	6	7	8	9	10	11	12	13	14	15	16	17	18	19	20	21	22	23	24	25	26	27	28	29	30																														
Disease of Nervous System...	0	1	2	3	4	5	6	7	8	9	10	11	12	13	14	15	16	17	18	19	20	21	22	23	24	25	26	27	28	29	30	0	1	2	3	4	5	6	7	8	9	10	11	12	13	14	15	16	17	18	19	20	21	22	23	24	25	26	27	28	29	30	0	1	2	3	4	5	6	7	8	9	10	11	12	13	14	15	16	17	18	19	20	21	22	23	24	25	26	27	28	29	30																														
" Vascular ..	0	1	2	3	4	5	6	7	8	9	10	11	12	13	14	15	16	17	18	19	20	21	22	23	24	25	26	27	28	29	30	0	1	2	3	4	5	6	7	8	9	10	11	12	13	14	15	16	17	18	19	20	21	22	23	24	25	26	27	28	29	30	0	1	2	3	4	5	6	7	8	9	10	11	12	13	14	15	16	17	18	19	20	21	22	23	24	25	26	27	28	29	30																														
" Respiratory ..	0	1	2	3	4	5	6	7	8	9	10	11	12	13	14	15	16	17	18	19	20	21	22	23	24	25	26	27	28	29	30	0	1	2	3	4	5	6	7	8	9	10	11	12	13	14	15	16	17	18	19	20	21	22	23	24	25	26	27	28	29	30	0	1	2	3	4	5	6	7	8	9	10	11	12	13	14	15	16	17	18	19	20	21	22	23	24	25	26	27	28	29	30																														
" Alimentary ..	0	1	2	3	4	5	6	7	8	9	10	11	12	13	14	15	16	17	18	19	20	21	22	23	24	25	26	27	28	29	30	0	1	2	3	4	5	6	7	8	9	10	11	12	13	14	15	16	17	18	19	20	21	22	23	24	25	26	27	28	29	30	0	1	2	3	4	5	6	7	8	9	10	11	12	13	14	15	16	17	18	19	20	21	22	23	24	25	26	27	28	29	30																														
" Urinary ..	0	1	2	3	4	5	6	7	8	9	10	11	12	13	14	15	16	17	18	19	20	21	22	23	24	25	26	27	28	29	30	0	1	2	3	4	5	6	7	8	9	10	11	12	13	14	15	16	17	18	19	20	21	22	23	24	25	26	27	28	29	30	0	1	2	3	4	5	6	7	8	9	10	11	12	13	14	15	16	17	18	19	20	21	22	23	24	25	26	27	28	29	30																														
" Sexual System and } Child-bearing .. }	0	1	2	3	4	5	6	7	8	9	10	11	12	13	14	15	16	17	18	19	20	21	22	23	24	25	26	27	28	29	30	0	1	2	3	4	5	6	7	8	9	10	11	12	13	14	15	16	17	18	19	20	21	22	23	24	25	26	27	28	29	30	0	1	2	3	4	5	6	7	8	9	10	11	12	13	14	15	16	17	18	19	20	21	22	23	24	25	26	27	28	29	30																														
" Locom. & Tegum. { Systems	0	1	2	3	4	5	6	7	8	9	10	11	12	13	14	15	16	17	18	19	20	21	22	23	24	25	26	27	28	29	30	0	1	2	3	4	5	6	7	8	9	10	11	12	13	14	15	16	17	18	19	20	21	22	23	24	25	26	27	28	29	30	0	1	2	3	4	5	6	7	8	9	10	11	12	13	14	15	16	17	18	19	20	21	22	23	24	25	26	27	28	29	30																														
Cachexy and Debility	0	1	2	3	4	5	6	7	8	9	10	11	12	13	14	15	16	17	18	19	20	21	22	23	24	25	26	27	28	29	30	0	1	2	3	4	5	6	7	8	9	10	11	12	13	14	15	16	17	18	19	20	21	22	23	24	25	26	27	28	29	30	0	1	2	3	4	5	6	7	8	9	10	11	12	13	14	15	16	17	18	19	20	21	22	23	24	25	26	27	28	29	30																														
Leprosy, Tuberc. and Arific..	0	1	2	3	4	5	6	7	8	9	10	11	12	13	14	15	16	17	18	19	20	21	22	23	24	25	26	27	28	29	30	0	1	2	3	4	5	6	7	8	9	10	11	12	13	14	15	16	17	18	19	20	21	22	23	24	25	26	27	28	29	30	0	1	2	3	4	5	6	7	8	9	10	11	12	13	14	15	16	17	18	19	20	21	22	23	24	25	26	27	28	29	30																														
Dropsy	0	1	2	3	4	5	6	7	8	9	10	11	12	13	14	15	16	17	18	19	20	21	22	23	24	25	26	27	28	29	30	0	1	2	3	4	5	6	7	8	9	10	11	12	13	14	15	16	17	18	19	20	21	22	23	24	25	26	27	28	29	30	0	1	2	3	4	5	6	7	8	9	10	11	12	13	14	15	16	17	18	19	20	21	22	23	24	25	26	27	28	29	30																														
Accident and Violence	0	1	2	3	4	5	6	7	8	9	10	11	12	13	14	15	16	17	18	19	20	21	22	23	24	25	26	27	28	29	30	0	1	2	3	4	5	6	7	8	9	10	11	12	13	14	15	16	17	18	19	20	21	22	23	24	25	26	27	28	29	30	0	1	2	3	4	5	6	7	8	9	10	11	12	13	14	15	16	17	18	19	20	21	22	23	24	25	26	27	28	29	30																														
Other and Unknown Cause..	0	1	2	3	4	5	6	7	8	9	10	11	12	13	14	15	16	17	18	19	20	21	22	23	24	25	26	27	28	29	30	0	1	2	3	4	5	6	7	8	9	10	11	12	13	14	15	16	17	18	19	20	21	22	23	24	25	26	27	28	29	30	0	1	2	3	4	5	6	7	8	9	10	11	12	13	14	15	16	17	18	19	20	21	22	23	24	25	26	27	28	29	30																														
ALL CAUSES, exclusive of } Still-born }	0	1	2	3	4	5	6	7	8	9	10	11	12	13	14	15	16	17	18	19	20	21	22	23	24	25	26	27	28	29	30	0	1	2	3	4	5	6	7	8	9	10	11	12	13	14	15	16	17	18	19	20	21	22	23	24	25	26	27	28	29	30	0	1	2	3	4	5	6	7	8	9	10	11	12	13	14	15	16	17	18	19	20	21	22	23	24	25	26	27	28	29	30																														
Cholera, Small-pox, & Measles	0	1	2	3	4	5	6	7	8	9	10	11	12	13	14	15	16	17	18	19	20	21	22	23	24	25	26	27	28	29	30	0	1	2	3	4	5	6	7	8	9	10	11	12	13	14	15	16	17	18	19	20	21	22	23	24	25	26	27	28	29	30	0	1	2	3	4	5	6	7	8	9	10	11	12	13	14	15	16	17	18	19	20	21	22	23	24	25																																			

IX.

CAUSES of DEATH, at different Ages, among JEWS, during the Year beginning 1st February 1863.

	MALES.												FEMALES.												PERSONS.												All Ages																																																																																																																																																																																																																																																																																																																																																																																																																																																																																																																																																																																																																																																																																																																																																																																																																																																																																																																																										
	Days.						Months.						Years.						Days.						Months.						Years.																																																																																																																																																																																																																																																																																																																																																																																																																																																																																																																																																																																																																																																																																																																																																																																																																																																																																																																																																
	0 to 15		16 to 30		31 to 45		46 to 60		61 to 75		76 to 90		91 to 105		106 to 120		121 to 135		136 to 150		151 to 165		166 to 180		181 to 200		201 to 220		221 to 240		241 to 260		261 to 280		281 to 300																																																																																																																																																																																																																																																																																																																																																																																																																																																																																																																																																																																																																																																																																																																																																																																																																																																																																																																																												
	0	1	2	3	4	5	6	7	8	9	10	11	12	13	14	15	16	17	18	19	20	21	22	23	24	25	26	27	28	29	30	31	32	33	34	35		36	37	38	39	40	41	42	43	44	45	46	47	48	49	50	51	52	53	54	55	56	57	58	59	60	61	62	63	64	65	66	67	68	69	70	71	72	73	74	75	76	77	78	79	80	81	82	83	84	85	86	87	88	89	90	91	92	93	94	95	96	97	98	99	100																																																																																																																																																																																																																																																																																																																																																																																																																																																																																																																																																																																																																																																																																																																																																																																																																																																																									
Cholera

XVI.

DEATHS from different CAUSES, in different MONTHS, arranged in QUARTERS,
for the Year beginning 1st February 1863.

	Cholera.	Small-pox.	Measles.	Fever.	Disease of Nervous System.	Disease of Vascular System.	Disease of Respiratory System.	Disease of Alimentary System.	Disease of Urinary System.	Dis. of Sexual Syst. & Child-bearing.	Disease of Locom. & Teg. Systems.	Cachexy and Debility.	Leprosy, Tubercular & Articular.	Dry psy.	Accident and Violence.	Other & Unknown Cause.	ALL CAUSES, except Still-born.	Cholera, Small-pox, and Measles.	ALL OTHER CAUSES.
MALES.																			
February	33	25	7	328	24	3	33	110	2	63	6	5	12	..	651	65	580
March	64	82	17	380	39	1	53	128	1	1	3	63	7	7	16	2	864	163	701
April	100	136	50	413	20	..	49	89	2	..	6	52	5	4	10	4	940	286	654
Quarter 1st..	197	243	74	1121	83	4	135	327	3	1	11	178	18	16	38	6	2455	514	1941
May	101	90	70	412	37	3	37	96	1	..	5	62	2	9	13	1	939	261	678
June	97	97	41	306	38	1	33	96	7	80	3	8	10	2	819	235	584
July	279	50	33	420	43	3	38	131	1	..	2	90	7	2	13	..	1112	362	756
Quarter 2nd	477	237	144	1138	118	7	108	323	2	..	14	232	12	19	36	3	2870	858	2012
August ...	142	17	4	409	43	1	50	141	1	..	4	89	3	6	10	1	919	163	766
September ..	108	7	7	393	28	1	28	122	6	79	5	9	10	1	804	122	682
October	111	3	5	404	37	2	45	102	1	83	7	6	15	2	823	119	704
Quarter 3rd	361	27	16	1206	108	4	123	365	1	..	11	249	15	21	35	4	1546	404	2142
November ..	117	7	1	433	27	2	36	91	6	65	6	6	11	..	813	125	688
December ..	221	11	6	489	29	2	39	119	7	59	3	3	8	2	998	238	760
January 1864.	403	35	..	653	34	5	55	105	3	..	4	86	4	6	12	..	1405	438	967
Quarter 4th	741	53	7	1575	90	9	130	315	3	..	17	210	13	15	36	2	3216	801	2415
FEMALES.																			
February	17	26	6	281	16	..	42	51	..	7	2	39	3	2	7	1	500	49	451
March	25	79	13	376	25	..	41	67	..	13	4	38	1	8	5	..	695	117	578
April	61	116	59	346	21	..	29	61	1	9	3	36	1	3	4	..	750	236	514
Quarter 1st..	103	221	78	1003	62	..	112	179	1	29	9	113	5	13	16	1	1945	402	1543
May	52	113	59	335	23	..	34	47	..	15	3	31	..	3	2	..	717	224	493
June	64	112	51	335	15	..	45	67	..	7	4	51	1	4	2	..	752	227	525
July	133	42	21	393	26	1	40	93	1	10	2	62	4	6	11	..	845	196	649
Quarter 2nd.	249	267	131	1063	64	1	119	201	1	32	9	144	5	13	15	..	2314	647	1667
August	98	13	20	378	28	..	44	89	..	29	5	63	..	9	7	1	775	131	644
September ..	70	4	4	371	24	..	36	93	..	18	1	51	4	11	4	..	691	78	613
October	70	6	4	391	31	1	30	64	..	12	..	56	1	4	7	1	678	80	598
Quarter 3rd.	238	23	28	1140	83	1	110	246	..	50	6	170	5	24	18	2	2144	289	1855
November ..	59	5	1	385	15	1	26	48	..	18	4	41	3	9	3	..	618	65	553
December ..	98	7	8	381	28	4	42	56	1	11	2	48	..	7	5	..	698	113	585
January 1864.	219	30	5	487	23	2	41	69	..	13	..	42	2	2	6	..	941	254	687
Quarter 4th.	376	42	14	1253	66	7	109	173	1	42	6	131	5	18	14	..	2257	432	1825
PERSONS.																			
February	50	51	13	609	40	3	75	161	..	7	4	102	9	7	19	1	1151	114	1037
March	89	161	30	756	64	1	94	195	1	14	7	101	8	15	21	2	1559	280	1279
April	161	252	109	759	41	..	78	150	3	9	9	88	6	7	14	4	1690	522	1168
Quarter 1st..	300	464	152	2124	145	4	247	506	4	30	20	201	23	29	54	7	4400	916	3484
May	153	203	129	747	60	3	71	143	1	15	8	93	2	12	15	1	1656	485	1171
June	161	209	92	641	53	1	78	157	..	7	11	131	4	12	12	2	1571	462	1109
July	412	92	54	813	69	4	78	224	2	10	4	152	11	8	24	..	1957	558	1399
Quarter 2nd.	726	504	275	2201	182	8	227	524	3	32	23	376	17	32	51	3	5184	1505	3679
August	240	30	24	787	71	1	94	230	1	20	9	150	3	15	17	2	1694	294	1400
September ..	178	11	11	764	52	1	64	215	..	18	7	130	9	20	14	1	1495	200	1295
October	181	9	9	795	68	3	75	166	..	12	1	139	8	10	22	3	1501	199	1302
Quarter 3rd.	599	50	44	2346	191	5	233	611	1	50	17	419	20	45	53	6	4690	693	3997
November ..	176	12	2	818	42	3	62	139	..	18	10	106	9	15	19	..	1431	190	1241
December ..	319	18	14	870	57	6	81	175	1	11	9	107	3	10	13	2	1693	351	1243
January 1864.	622	65	5	1140	57	7	96	174	3	13	4	128	6	8	18	..	2346	692	1634
Quarter 4th.	1117	95	21	2828	156	16	239	488	4	42	23	341	18	33	50	2	5473	1233	4240
YEAR	2742	1113	492	9499	674	33	946	2129	12	154	83	1427	78	139	208	18	19747	4347	15400

XVII.

NUMBER and PROPORTION of DEATHS from different CAUSES, in different QUARTERS,
for the Year beginning 1st February 1863.

CAUSES OF DEATH.	Quarter 1st.						Quarter 2nd.						Quarter 3rd.						Quarter 4th.						Year ending 31st Jan. 1864.											
	Males.			Females.			Persons.			Males.			Females.			Persons.			Males.			Females.			Persons.			Males.			Females.			Persons.		
	No.		Prop.	No.		Prop.	No.		Prop.	No.		Prop.	No.		Prop.	No.		Prop.	No.		Prop.	No.		Prop.	No.		Prop.	No.		Prop.	No.		Prop.			
	No.			No.			No.			No.			No.			No.			No.			No.			No.			No.			No.					
Cholera	197	8.0	103	5.5	300	6.8	477	16.6	240	10.8	726	14.0	361	14.2	288	11.1	599	12.8	741	23.0	376	16.7	1117	20.4	1776	16.3	960	11.9	2742	13.9						
Small-pox	243	9.9	221	11.4	464	10.5	237	8.3	267	11.5	504	9.7	27	1.1	23	1.1	50	1.1	53	1.7	42	1.9	95	1.7	569	5.1	553	6.4	1113	5.6						
Measles	74	3.0	78	4.0	152	3.4	144	5.0	131	5.7	275	5.3	16	0.6	28	1.3	44	0.9	7	0.2	14	0.6	21	0.4	241	2.2	251	2.9	492	2.5						
Fever	1121	45.7	1003	51.6	2124	48.3	1138	39.7	1003	43.9	2201	42.5	1206	47.4	1140	53.2	2346	50.0	1575	49.0	1253	55.5	2828	51.7	5040	45.3	4459	51.5	9496	48.1						
Disease of Nervous System ..	83	3.4	82	3.2	145	3.5	118	4.1	64	2.8	182	3.5	108	4.2	83	3.9	101	4.1	90	2.8	60	2.9	150	2.9	309	3.0	275	3.2	674	3.4						
" Vascular ..	4	0.2	4	0.1	7	0.2	1	0.0	8	0.2	4	0.2	1	0.0	5	0.1	9	0.3	7	0.3	16	0.3	24	0.2	9	0.1	33	0.2						
" Respiratory ..	135	5.5	112	5.8	247	5.6	168	5.8	119	5.1	227	4.4	123	4.8	110	5.1	233	5.0	130	4.0	100	4.8	232	4.4	406	4.5	450	5.2	946	4.8						
" Alimentary ..	327	13.3	179	9.2	506	11.5	523	11.5	291	8.7	524	10.5	305	14.3	246	11.5	611	13.0	315	9.8	173	7.7	488	8.9	1330	12.0	799	9.2	2129	10.8						
" Urinary ..	3	0.1	1	0.1	4	0.1	2	0.1	1	0.0	3	0.1	1	0.0	1	0.0	3	0.1	1	0.0	4	0.1	9	0.1	5	0.0	12	0.1						
" Sexual System & Child-bearing. }	1	..	29	1.5	30	0.7	32	1.4	32	0.6	50	2.3	50	1.1	42	1.9	42	0.8	1	0.0	153	1.8	154	0.8						
" Locom. & Tegum. }	11	0.4	9	0.5	20	0.5	14	0.5	9	0.4	23	0.4	11	0.4	6	0.3	17	0.4	17	0.5	6	0.3	23	0.4	53	0.5	30	0.4	83	0.4						
" Systems..... }	178	7.3	113	5.8	291	6.6	232	8.1	144	6.2	370	7.3	249	9.8	170	7.9	419	8.9	310	8.5	131	5.8	341	6.2	809	7.8	558	6.4	1427	7.2						
Cachexy and Debility	18	0.7	5	0.2	23	0.5	12	0.4	5	0.2	17	0.3	15	0.5	5	0.2	20	0.4	13	0.4	5	0.2	18	0.3	58	0.5	20	0.2	78	0.4						
Leprosy, Tuberc. and Artie.	16	0.7	13	0.7	29	0.7	19	0.7	13	0.6	32	0.8	21	0.8	24	1.1	45	1.0	15	0.5	18	0.8	33	0.6	71	0.6	68	0.8	139	0.7						
Dropsy	38	1.6	16	0.8	54	1.2	36	1.3	15	0.7	51	1.0	35	1.4	18	0.8	53	1.1	30	0.9	14	0.6	50	0.9	145	1.3	63	0.7	208	1.1						
Accident and Violence.....	6	0.2	1	0.1	7	0.2	3	0.1	3	0.1	4	0.2	2	0.1	6	0.1	2	0.1	2	0.0	15	0.1	3	0.0	18	0.1						
Other and Unknown Causes.	2455	100.0	1945	100.0	4100	100.0	2870	100.0	2314	100.0	5181	100.0	3546	100.0	2144	99.9	4090	100.0	3216	100.0	2257	100.0	5473	100.0	11087	100.0	8090	100.0	19747	100.0						
ALL CAUSES	514	20.9	402	20.7	916	22.3	858	29.9	647	28.0	1485	28.8	401	15.0	289	13.5	603	14.9	801	24.9	432	19.2	1233	22.5	3577	32.3	1770	20.4	4337	22.0						
Cholera, Small-pox, & Measles.	1041	42.1	1543	79.3	3484	79.2	2012	70.1	1667	72.0	3689	71.2	2142	84.1	1855	86.5	3097	85.2	2415	75.1	1825	80.8	4240	77.5	8516	76.7	6880	79.6	15416	78.9						
All other Causes.....																																				

XVIII.

NUMBER and PROPORTION of DEATHS from EPIDEMIC and from ORDINARY CAUSES, in the several MONTHS and QUARTERS, for the Year beginning 1st February 1863.

CAUSES OF DEATH.	Quarter 1st.						Quarter 2nd.						Quarter 3rd.						Quarter 4th.					
	February.		March.		April.		May.		June.		July.		August.		Sept.		October.		Nov.		Dec.		Jan. 1864.	
	No.	Prop.	No.	Prop.	No.	Prop.	No.	Prop.	No.	Prop.	No.	Prop.	No.	Prop.	No.	Prop.	No.	Prop.	No.	Prop.	No.	Prop.	No.	Prop.
Cholera.....	50	45.9	80	31.5	101	34.9	101	34.9	101	34.9	412	73.8	482	81.6	178	89.0	181	91.0	170	92.6	319	90.9	622	99.9
Small-pox	51	44.7	101	27.5	222	48.3	203	41.9	299	45.2	92	10.5	304	10.2	11	5.5	9	4.5	12	6.3	18	5.1	65	9.4
Measles.....	13	11.4	30	10.7	100	20.2	129	20.6	92	19.2	54	9.7	275	18.3	11	5.5	9	4.5	2	1.1	14	4.0	5	.7
Epidemic Causes	114	109.0	280	100.0	522	100.0	485	100.0	402	100.0	558	100.0	1505	100.0	200	100.0	190	100.0	190	100.0	351	100.0	692	100.0
Fever.....	629	35.7	750	59.1	750	65.0	747	65.8	641	57.8	813	58.1	2201	59.8	764	59.0	755	61.1	818	63.9	870	61.7	1110	68.0
Disease of Nervous System..	40	3.9	04	5.0	41	3.5	00	5.1	53	4.8	69	4.9	182	5.0	52	4.0	68	5.2	42	3.4	57	4.2	57	3.4
" Respiratory " ..	75	7.2	94	7.4	78	6.7	71	6.1	78	7.0	78	5.0	227	6.2	04	4.9	75	5.8	62	5.0	81	6.0	90	5.8
" Alimentary " ..	161	15.5	135	15.2	150	13.9	143	12.2	157	14.2	224	16.0	524	14.2	215	16.6	166	12.7	139	11.2	175	13.9	174	10.5
Cachexy and Debility	102	9.9	101	7.9	88	7.5	93	7.9	131	11.8	152	10.9	376	10.2	130	10.0	139	10.7	100	8.5	107	8.0	128	7.7
Other Causes, not Epidemic.	50	4.8	69	5.4	52	4.4	57	4.9	49	4.4	63	4.5	169	4.5	70	5.4	50	4.5	74	6.0	55	4.1	50	3.1
All Causes, except Epidemic.	1037	99.9	1279	100.0	1168	100.0	1171	100.0	1100	100.0	1399	100.0	3679	100.0	1295	99.9	1302	100.0	1241	100.0	1345	100.0	1054	92.9
Epidemic Causes	114	9.0	280	18.0	522	30.9	485	29.5	402	29.4	558	28.5	1505	29.0	294	18.4	100	15.3	100	13.3	351	20.7	692	25.5
All other Causes	1037	90.1	1279	82.0	1168	69.1	1171	70.7	1109	70.6	1399	71.5	3679	71.0	1400	82.6	1302	84.7	1141	86.7	1345	79.3	1054	77.5
All Causes	1151	109.0	1559	100.0	1690	100.0	1656	100.0	1502	100.0	1957	100.0	5184	100.0	1489	100.0	1502	100.0	1431	100.0	1696	100.0	1746	100.0

XIX.

PROPORTION of MALE to FEMALE DEATHS from different CAUSES, in different QUARTERS,
for the Year beginning 1st February 1863.

CAUSES OF DEATH.	Quarter 1st.			Quarter 2nd.			Quarter 3rd.			Quarter 4th.			Year ending 31st January 1864.		
	Males.		Males to 100 Females.	Males.		Males to 100 Females.	Males.		Males to 100 Females.	Males.		Males to 100 Females.	Males.		Males to 100 Females.
	Females.	Males.		Females.	Males.		Females.	Males.		Females.	Males.		Females.	Males.	
Cholera	197	103	191.3	477	240	191.6	301	238	151.7	741	376	197.1	1776	966	183.9
Small-pox	243	221	110.0	237	267	88.8	27	23	117.4	53	42	126.2	560	553	101.3
Measles	74	78	97.1	144	131	138.4	16	28	57.1	7	14	50.0	241	251	96.0
Fever	1121	1003	111.8	1138	1083	107.1	1206	1140	105.8	1575	1253	123.7	5040	4459	113.0
Disease of Nervous System	83	62	133.0	118	64	184.4	108	83	130.1	10	66	138.4	399	275	145.1
" Vascular	4	7	1	700.0	4	1	400.0	9	7	128.6	24	9	266.7
" Respiratory	135	112	120.5	108	119	90.8	123	110	111.8	130	109	119.3	496	450	110.2
" Alimentary	327	179	182.7	323	201	160.7	365	246	148.4	315	173	182.1	1330	799	166.5
" Urinary	3	1	300.0	3	1	200.0	1	3	1	300.0	9	3	300.0
" Sexual System and Child-bearing	1	29	3.4	..	32	50	42	..	1	153	0.7
" Locomotive and Tegumentary Systems	11	9	122.2	14	9	155.6	11	6	183.8	17	6	283.3	53	30	176.7
Cachexy and Debility	478	113	157.5	232	144	131.1	249	170	146.5	210	131	160.3	869	538	158.7
Leprosy, Tubercular and Articular	18	5	360.0	12	5	140.0	15	5	300.0	13	5	260.0	58	20	290.0
Dropsy	16	13	123.1	19	13	133.1	21	24	87.5	15	18	83.3	71	68	104.4
Accident and Violence	38	16	237.5	36	15	240.1	35	18	194.4	36	14	257.3	145	63	230.2
Other and Unknown Causes	6	1	600.0	3	4	2	200.0	2	15	3	500.0
ALL CAUSES	2455	1945	126.2	2370	2314	124.0	2546	2144	118.7	3216	2257	142.5	11087	8660	128.0
Cholera, Small-pox, and Measles	514	402	127.9	858	647	132.6	404	289	139.8	801	432	185.4	2577	1770	145.6
All other Causes	1941	1543	125.8	2012	1667	120.7	2142	1855	115.5	2415	1825	132.8	8510	6890	123.5

NUMBER and PROPORTION of DEATHS, in different MONTHS, from different CAUSES, for the Year beginning 1st February 1863.

	Cholera.		Small-pox.		Measles.		Cholera, Small-pox, and Measles.		Fever.		Disease of Nervous System.		Disease of Respiratory System.		Disease of Alimentary System.		Cachexy and Debility.		OTHER CAUSES, not Epidemic.		ALL CAUSES, except Epidemic.		ALL CAUSES.	
	No.	Prop.	No.	Prop.	No.	Prop.	No.	Prop.	No.	Prop.	No.	Prop.	No.	Prop.	No.	Prop.	No.	Prop.	No.	Prop.	No.	Prop.	No.	Prop.
February	50	1.8	51	4.5	13	2.6	114	2.6	609	6.4	40	5.9	75	7.9	161	7.6	102	7.1	50	6.9	1037	6.7	1151	5.8
March	89	3.2	161	14.5	30	6.1	280	6.4	756	8.0	64	9.5	94	9.9	195	9.4	101	7.1	69	9.7	1279	8.3	1559	7.9
April	161	5.9	252	22.6	109	22.2	522	12.0	759	8.0	41	6.1	78	8.2	150	7.0	85	6.2	52	7.2	1168	7.6	1690	8.6
May	153	5.6	203	18.2	129	26.2	485	11.2	747	7.9	60	8.9	71	7.5	143	6.7	93	6.5	57	7.9	1171	7.6	1656	8.4
June	161	5.9	209	18.8	92	18.7	462	10.6	641	6.7	53	7.9	78	8.2	157	7.3	131	9.2	49	6.8	1109	7.2	1571	8.9
July	412	15.0	92	8.3	54	11.0	558	12.8	813	8.6	69	10.2	78	8.2	224	10.5	152	10.7	63	8.5	1399	9.1	1957	9.9
August	240	8.8	30	2.7	24	5.0	294	6.8	787	8.3	71	10.5	94	9.9	230	10.8	150	10.5	68	9.4	1400	9.1	1694	8.6
September	178	6.5	11	1.0	11	2.2	200	4.6	764	8.1	52	7.7	64	6.8	215	10.1	130	9.1	70	9.7	1295	8.4	1495	7.6
October	181	6.6	9	.8	9	1.8	199	4.6	795	8.4	68	10.1	75	7.9	166	7.8	139	9.7	59	8.1	1302	8.5	1501	7.6
November	176	6.4	12	1.1	2	.4	190	4.4	818	8.6	42	6.2	62	6.6	139	6.5	106	7.4	74	10.4	1241	8.1	1431	7.2
December	319	11.6	18	1.7	14	2.8	351	8.1	870	9.2	57	8.5	81	8.6	175	8.2	107	7.5	55	7.6	1345	8.7	1696	8.6
January, 1864	622	22.7	65	5.8	5	1.0	692	15.9	1140	12.0	57	8.5	96	10.1	174	8.2	128	9.0	59	8.1	1654	10.7	2346	11.9
YEAR	2742	100.0	1113	100.0	492	100.0	4347	100.0	9499	100.0	674	100.0	946	99.8	2129	100.0	1427	100.0	725	100.0	15400	100.0	19747	100.0

XXI.

DEATHS in different RACES and CASTES, in different MONTHS, arranged in
QUARTERS for the Year beginning 1st February 1863.

	Buddhist—Jain, &c.	Brahman.	Linguet & Bharia.	Hindoo of other Caste.	Hindoo Out-Caste.	Mosulman.	Parsee.	Jew.	Native Christian.	Indo-European.	European.	Negro-African.	Other & Unknown Caste.	All Castes and Races.	Asacrophagous Castes.	Sarcophagous Castes and Races.
MALES.																
February	25	20	12	307	30	180	22	3	27	3	11	11	..	651	57	594
March	31	30	25	416	45	210	33	5	35	2	14	17	1	804	86	778
April	31	32	20	449	70	205	46	2	50	4	15	12	4	940	83	857
Quarter 1st	87	82	57	1172	145	595	101	10	112	9	40	40	5	2455	226	2229
May	38	23	16	472	89	175	53	2	30	3	17	13	2	939	77	862
June	32	18	8	396	69	185	40	2	40	1	20	7	1	849	58	761
July	35	29	19	517	83	235	58	5	40	2	63	25	1	1112	83	1049
Quarter 2nd	105	70	43	1385	241	595	151	9	110	6	100	45	4	2870	218	2652
August	36	28	19	445	72	195	51	2	34	1	25	10	1	919	83	836
September	37	24	15	414	66	162	35	2	24	2	10	7	..	804	76	728
October	45	22	10	418	52	189	40	..	21	..	10	12	4	823	77	746
Quarter 3rd	118	74	44	1277	190	546	126	4	79	3	51	29	5	2546	236	2310
November	25	24	9	445	56	169	31	4	24	1	16	9	..	813	58	755
December	37	42	16	504	80	210	35	2	30	2	18	18	4	998	95	903
January 1864	41	60	27	745	93	295	44	5	47	..	15	26	7	1405	198	1277
Quarter 4th	103	126	52	1694	229	674	110	11	101	3	49	53	11	3216	281	2935
FEMALES.																
February	28	4	8	245	23	141	25	3	14	..	9	1	1	500	38	462
March	49	20	11	397	46	184	33	1	16	2	4	1	..	695	71	624
April	28	16	11	374	48	192	46	2	19	3	6	5	..	750	55	695
Quarter 1st	94	40	30	936	117	517	104	6	49	5	19	7	1	1945	164	1781
May	20	14	5	401	56	150	37	2	23	3	5	1	..	717	39	678
June	25	15	19	392	78	167	30	3	17	2	4	752	59	693
July	25	19	16	412	73	196	55	2	31	2	10	4	..	845	60	785
Quarter 2nd	70	48	40	1205	207	513	122	7	71	7	19	5	..	2314	158	2156
August	25	24	13	406	54	176	39	2	22	..	11	3	..	775	62	713
September	23	17	12	368	47	166	25	1	26	1	1	4	..	691	52	639
October	23	24	16	351	52	137	53	2	13	2	..	4	1	678	63	615
Quarter 3rd	71	65	41	1125	153	479	117	5	61	3	12	11	1	2144	177	1967
November	27	10	8	326	45	150	23	2	13	..	9	5	..	618	45	573
December	18	7	16	382	47	161	39	..	15	1	7	5	..	698	41	657
January 1864	24	19	26	523	67	210	37	3	14	1	8	6	3	941	69	872
Quarter 4th	69	36	50	1231	159	521	99	5	42	2	24	16	3	2257	155	2102
PERSONS.																
February	51	24	20	552	53	321	47	6	41	3	20	12	1	1151	95	1056
March	71	50	36	793	91	394	66	6	51	4	18	18	1	1539	157	1402
April	59	48	31	823	118	397	92	4	69	7	21	17	4	1690	138	1552
Quarter 1st	181	122	87	2128	262	1115	204	16	161	14	59	47	6	4400	390	4010
May	58	37	21	873	145	325	90	4	59	6	22	14	2	1659	116	1540
June	57	33	27	788	147	352	70	5	57	3	24	7	1	1571	117	1454
July	60	48	35	949	156	431	113	7	71	4	73	29	1	1957	143	1814
Quarter 2nd	175	118	83	2590	448	1108	273	16	187	13	119	59	4	5184	376	4808
August	61	52	32	851	120	371	90	4	56	1	50	13	1	1694	145	1549
September	60	41	27	782	113	328	60	3	50	3	17	11	..	1493	128	1367
October	68	46	26	769	104	346	93	2	34	2	10	16	5	1501	140	1361
Quarter 3rd	189	139	85	2402	342	1025	243	9	140	6	63	40	6	4676	413	4277
November	52	34	17	771	101	319	54	6	37	1	25	14	..	1431	103	1328
December	55	49	32	886	127	371	74	2	45	3	25	23	4	1696	136	1560
January 1864	65	79	53	1268	160	505	81	8	61	1	23	32	10	2346	197	2149
Quarter 4th	172	162	102	2925	388	1195	290	16	143	5	73	69	14	5473	436	5037
YEAR	717	541	357	10045	1441	4440	930	57	631	38	314	206	30	19747	1615	18122

XXIII.

PROPORTION OF MALE to FEMALE DEATHS, in different RACES and CASTES, in different QUARTERS, for the Year beginning 1st February 1863.

RACES AND CASTES.	Quarter 1st.			Quarter 2nd.			Quarter 3rd.			Quarter 4th.			Year ending 31st January 1864.		
	Males.	Females.	Males to 100 Females.	Males.	Females.	Males to 100 Females.	Males.	Females.	Males to 100 Females.	Males.	Females.	Males to 100 Females.	Males.	Females.	Males to 100 Females.
Asarcophagous.	87	94	92.6	105	70	149.0	118	71	166.2	103	69	149.3	413	304	135.9
	82	40	205.0	70	48	145.8	74	65	113.6	126	36	350.0	352	189	186.2
	57	39	140.0	43	40	107.5	44	41	107.3	52	50	104.0	196	161	121.7
	1172	956	122.6	1385	1205	114.9	1277	1125	113.5	1694	1231	137.6	5528	4517	122.4
	145	117	123.9	241	207	116.4	190	153	124.2	229	159	144.0	805	636	126.6
Sarcophagous.	595	517	115.1	595	513	116.0	546	479	114.0	674	521	129.4	2410	2030	118.7
	101	104	97.1	151	122	120.0	126	117	107.7	110	99	111.1	488	442	110.4
	10	6	166.7	9	7	128.6	4	5	80.0	11	5	220.0	34	23	147.8
	112	49	223.9	116	71	163.4	79	61	129.5	101	42	240.5	408	223	183.0
	9	5	180.0	6	7	85.7	3	3	100.0	3	2	150.0	21	17	123.5
	40	19	210.5	100	19	526.3	51	12	425.0	49	24	204.2	240	74	324.3
	40	7	571.4	45	5	900.0	29	11	263.7	53	16	331.2	167	39	428.2
	5	1	500.0	4	5	1	500.0	11	3	333.7	25	5	500.0
	2455	1945	126.2	2870	2314	124.0	2546	2144	118.8	3216	2257	142.5	11087	8660	128.0
	226	164	137.8	218	158	138.0	236	177	133.3	281	155	181.3	961	654	146.9
	2229	1781	125.2	2652	2156	123.0	2310	1967	117.4	2935	2102	139.6	10123	8006	126.5
ALL RACES and CASTES															
Asarcophagous	226	164	137.8	218	158	138.0	236	177	133.3	281	155	181.3	961	654	146.9
Sarcophagous	2229	1781	125.2	2652	2156	123.0	2310	1967	117.4	2935	2102	139.6	10123	8006	126.5

XXIV.

DEATHS at different AGES, in different MONTHS, arranged in QUARTERS,
for the Year beginning 1st February 1863.

	AGES.																ALL AGES.	
	Days.		Months.		YEARS.													
	0 to 15	16 to 30	1 to 6	7 to 23	2 to 4	5 to 6	7 to 9	10 to 13	14 to 24	25 to 34	35 to 44	45 to 54	55 to 64	65 to 74	75 and over.			
MALES.																		
February	56	4	32	58	45	18	13	9	70	119	76	60	51	21	19	651		
March	59	6	58	93	78	22	14	29	74	144	109	57	66	25	30	864		
April	52	1	65	128	109	35	23	23	84	153	105	47	70	27	18	940		
Quarter 1st	167	11	155	279	232	75	56	61	227	416	290	164	187	73	67	2455		
May	57	2	57	100	111	35	24	25	89	155	78	50	49	18	29	939		
June	70	6	47	118	110	32	20	16	83	122	69	50	35	14	27	819		
July	93	6	80	129	105	30	31	27	127	199	119	54	76	11	25	1112		
Quarter 2nd	220	14	184	407	326	97	75	68	299	476	266	154	160	43	81	2870		
August	102	6	76	119	84	19	18	18	76	152	97	69	48	15	20	919		
September	85	4	39	84	63	14	16	17	84	161	89	53	50	23	22	804		
October	88	3	35	57	49	18	15	13	77	150	120	74	73	24	27	823		
Quarter 3rd	275	13	150	260	196	51	49	48	237	463	306	196	171	62	69	2546		
November	56	6	36	62	40	13	16	24	88	176	107	62	66	31	30	813		
December	56	4	47	64	48	21	16	20	101	233	146	95	80	28	30	998		
January, 1864	69	5	64	82	73	30	23	31	170	362	196	119	95	50	36	1405		
Quarter 4th	181	15	147	208	161	64	55	84	359	771	449	276	241	109	96	3216		
FEMALES.																		
February	41	..	46	54	59	11	16	5	45	65	37	39	39	13	30	500		
March	30	4	51	113	91	30	16	13	57	96	49	31	54	28	32	695		
April	33	4	68	138	112	38	21	18	68	79	53	37	37	15	29	750		
Quarter 1st	104	8	165	305	262	79	53	36	170	246	139	107	130	56	91	1945		
May	27	4	67	156	129	32	20	15	68	67	48	24	22	12	26	717		
June	41	2	47	161	116	27	20	18	61	81	53	22	45	18	40	752		
July	70	3	56	133	117	30	20	27	93	109	48	34	54	13	38	845		
Quarter 2nd	138	9	170	450	362	89	60	60	222	257	149	80	121	43	104	2314		
August	72	4	40	118	101	25	28	20	77	99	64	32	51	16	28	775		
September	59	5	50	62	73	18	15	28	92	89	64	33	54	23	26	691		
October	66	8	53	80	65	14	16	16	81	89	53	36	50	18	33	678		
Quarter 3rd	197	17	143	260	239	57	59	64	250	277	181	101	155	57	87	2144		
November	40	6	31	65	59	9	12	9	82	96	62	46	45	17	38	618		
December	47	4	37	65	62	15	10	23	81	114	69	44	65	23	39	698		
January, 1864	44	5	44	74	92	28	17	31	116	160	92	81	71	22	64	941		
Quarter 4th	131	15	112	204	213	52	40	63	279	370	223	171	181	62	141	2257		
PERSONS.																		
February	97	4	78	112	104	29	29	14	115	184	113	99	90	34	49	1151		
March	89	10	109	206	169	52	30	42	131	240	158	88	120	53	62	1559		
April	85	5	133	266	221	73	44	41	152	232	158	84	107	42	47	1690		
Quarter 1st	271	19	320	584	494	154	103	97	398	656	429	271	317	129	158	4400		
May	84	6	124	316	240	67	44	40	157	222	126	74	71	30	55	1656		
June	111	8	94	279	226	59	40	34	144	203	122	72	80	32	67	1571		
July	163	9	136	262	222	60	51	54	220	308	167	88	130	24	63	1957		
Quarter 2nd	358	23	354	857	688	186	135	128	521	733	415	234	281	86	185	5184		
August	174	10	116	237	185	44	46	38	153	251	161	101	96	31	48	1694		
September	144	9	89	146	136	32	31	45	176	250	153	86	104	46	48	1495		
October	154	11	88	137	114	32	31	29	158	239	173	110	123	42	60	1501		
Quarter 3rd	472	30	293	526	435	108	108	112	487	740	487	297	326	119	156	4690		
November	93	12	67	127	99	22	29	33	170	272	169	108	111	48	68	1431		
December	103	8	84	129	110	36	26	52	182	347	215	139	145	51	69	1696		
January, 1864	113	10	108	156	165	58	40	62	286	522	288	200	166	72	100	2346		
Quarter 4th	312	30	259	412	374	116	95	147	638	1141	672	447	422	171	237	5473		
YEAR	1413	102	1226	2373	1901	564	441	484	1644	3270	2093	1249	1346	554	736	1977		

XXV.

NUMBER and PROPORTION of DEATHS, at different AGES, from different CAUSES, for the Year beginning 1st February 1863.

AGES.	Cholera.		Small-pox.		Measles.		Cholera, Small-pox, and Measles.		Fever.		Disease of Nervous System.		Disease of Respiratory System.		Disease of Alimentary System.		Cachexy & Debility.		Other Causes, not Epidemic.		All Causes, except Epidemic.		All Causes.		AGES.
	No.	Prop.	No.	Prop.	No.	Prop.	No.	Prop.	No.	Prop.	No.	Prop.	No.	Prop.	No.	Prop.	No.	Prop.	No.	Prop.	No.	Prop.	No.	Prop.	
Days 0 to 15 ..	1	0	2	2	1	2	4	1	48	5	203	30.1	8	8	16	8	1119	78.4	15	2.1	1409	9.2	1413	7.2	Days 0 to 15
" 16 to 30 ..	1	0	2	2	1	2	4	1	28	3	29	4.3	2	2	5	2	33	2.3	1	1	98	6	102	5	" 16 to 30
Months 1 to 6 ..	21	8	79	7.1	20	4.1	120	2.8	838	8.8	25	3.8	58	6.1	156	7.3	24	1.7	5	7	1106	7.2	1226	6.2	Months 1 to 6
" 7 to 23 ..	60	2.2	353	31.7	177	36.0	500	13.6	1363	14.3	48	7.1	86	9.1	260	12.2	15	1.1	11	1.5	1783	11.6	2373	12.0	" 7 to 23
Years 2 to 4 ..	165	6.0	327	29.4	184	37.4	676	15.6	975	10.3	14	2.1	49	5.2	245	11.5	7	5	25	3.5	1315	8.5	1931	10.1	Years 2 to 4
" 5 to 6 ..	70	2.6	126	11.3	46	9.4	242	5.6	248	2.6	10	1.5	6	6	53	2.5	2	1	3	4	322	2.1	564	2.9	" 5 to 6
" 7 to 9 ..	83	3.0	65	5.8	26	5.3	174	4.0	207	2.2	5	7	10	1.1	35	1.6	4	3	6	8	267	1.7	441	2.2	" 7 to 9
" 10 to 13 ..	123	4.9	27	2.4	11	2.2	171	3.9	233	2.5	9	1.3	7	7	30	1.4	2	1	32	4.4	313	2.0	484	2.5	" 10 to 13
" 14 to 24 ..	547	20.0	65	5.8	11	2.2	623	14.3	898	9.5	50	7.4	123	13.0	157	7.4	35	2.5	158	21.8	1421	9.2	2044	10.4	" 14 to 24
" 25 to 34 ..	845	30.8	50	4.5	9	1.8	904	20.8	1458	15.3	95	14.1	202	21.4	364	17.1	56	3.0	191	26.3	2366	15.4	3270	16.6	" 25 to 34
" 35 to 44 ..	413	15.1	9	8	4	8	426	9.8	976	10.3	51	7.6	113	12.0	262	12.3	51	3.6	124	17.1	1577	10.2	2003	10.1	" 35 to 44
" 45 to 54 ..	193	7.0	5	5	2	4	200	4.6	640	6.8	48	7.1	78	8.2	183	8.6	29	2.0	71	9.8	1049	6.7	1249	6.3	" 45 to 54
" 55 to 64 ..	132	4.8	3	3	135	3.1	797	8.4	42	6.2	92	9.7	204	9.6	28	2.0	48	6.6	1211	7.9	1346	6.8	" 55 to 64
" 65 to 74 ..	31	1.1	31	7	300	3.2	21	3.1	47	5.0	65	3.1	13	9	28	3.9	474	3.1	505	2.6	" 65 to 74
" 75 and above ..	47	1.7	47	1.1	490	5.0	24	3.6	65	6.9	94	4.4	9	6	7	1.0	689	4.5	736	3.7	" 75 & above
ALL AGES ..	2742	100.0	1113	100.0	492	100.0	4347	100.0	9499	100.0	674	100.0	946	100.0	2129	100.0	1427	100.0	725	100.0	15400	99.9	19747	100.1	ALL AGES.

XXVI.

PROPORTION of MALE to FEMALE DEATHS, at different AGES, in different QUARTERS, for the Year beginning 1st February 1863.

AGES.	Quarter 1st.			Quarter 2nd.			Quarter 3rd.			Quarter 4th.			Year ending 31st January 1864.		
	Males.	Females.	Males to 100 Females.	Males.	Females.	Males to 100 Females.	Males.	Females.	Males to 100 Females.	Males.	Females.	Males to 100 Females.	Males.	Females.	Males to 100 Females.
Days 0 to 15..	167	104	160.6	220	138	159.4	275	197	139.6	181	131	138.2	843	570	147.9
" 16 to 30..	11	8	137.5	14	9	155.6	13	17	76.5	15	15	100.0	53	49	108.2
Months 1 to 6..	155	165	93.9	184	170	108.2	150	143	132.1	147	112	131.3	636	500	107.8
" 7 to 23..	279	305	91.5	407	450	90.4	260	260	100.0	208	204	102.0	1154	1219	94.7
Years 2 to 4..	232	262	88.5	326	362	90.1	196	239	82.0	161	213	75.6	915	1076	85.0
" 5 to 6..	75	79	94.5	97	80	109.0	51	57	89.5	64	52	123.1	287	277	103.6
" 7 to 9..	50	53	94.3	75	60	125.0	49	59	83.1	55	40	137.5	229	212	108.0
" 10 to 13..	61	36	169.4	68	60	113.3	48	67	71.6	84	63	133.3	261	223	117.0
" 14 to 24..	228	170	134.1	299	222	134.7	237	250	94.8	359	279	128.7	1123	921	121.9
" 25 to 34..	416	240	173.3	476	257	185.2	403	277	167.1	771	370	208.9	2126	1144	185.8
" 35 to 44..	290	139	208.6	266	149	178.5	306	181	169.1	449	223	201.3	1311	692	189.5
" 45 to 54..	164	107	153.3	154	80	192.5	196	101	194.5	276	171	161.4	790	459	172.1
" 55 to 64..	187	130	143.8	160	121	132.2	171	155	110.3	241	181	133.1	759	587	129.3
" 65 to 74..	73	56	130.4	43	43	100.0	62	57	108.8	109	62	175.8	287	218	131.6
" 75 and above	67	91	73.6	81	104	77.9	69	87	79.3	96	142	67.6	313	423	74.0
ALL AGES	2455	1945	126.2	2870	2314	124.0	2546	2144	118.8	3216	2257	142.5	11087	8660	128.0

XXVII.

NUMBER and PROPORTION of DEATHS, in different LOCALITIES, from different CAUSES, for the Year beginning 1st February 1863.

LOCALITIES.	DIVISIONS.	Cholera.		Small-pox.		Measles.		Cholera, Small-pox, and Fever.		Disease of Nervous System.		Disease of Respiratory System.		Disease of Alimentary System.		Cachexy and Debility.		Other Causes, not Epidemic.		All Causes, except Epidemic.		All Causes.	
		No.	Prop.	No.	Prop.	No.	Prop.	No.	Prop.	No.	Prop.	No.	Prop.	No.	Prop.	No.	Prop.	No.	Prop.	No.	Prop.	No.	Prop.
A	Colaba	60	2.2	27	2.4	25	5.1	112	2.6	39	4.3	30	3.2	77	3.6	35	2.5	19	2.6	365	2.1	477	2.1
	Fort	90	3.3	23	2.1	19	3.9	132	3.0	68	10.1	82	8.7	108	5.1	84	5.9	42	6.8	632	4.6	824	4.2
	Esplanade	72	2.6	10	0	6	1.2	83	2.0	54	8.0	20	2.1	18	0.8	16	1.1	22	3.0	203	1.3	291	1.3
B	Market	221	8.1	84	7.5	38	7.7	343	7.9	54	8.0	98	10.4	125	5.9	76	5.3	46	6.3	1033	6.7	1376	7.9
	Mandree	175	6.4	200	18.0	34	6.9	409	9.4	84	12.5	115	12.2	205	9.6	160	11.2	80	11.0	2104	13.7	2513	12.7
	Comburkharee	318	11.6	234	21.0	89	18.1	611	14.7	78	11.6	111	11.7	359	16.9	269	18.9	80	11.0	2475	16.1	3116	15.8
C	Dhobee-tulao	422	15.4	109	9.8	63	12.8	594	13.7	96	14.2	100	10.6	159	7.5	112	7.8	58	8.0	1328	8.0	1822	9.2
	Ehoolshwur	59	2.2	40	3.6	14	2.8	113	2.6	33	4.9	39	4.1	85	4.0	55	3.9	30	4.1	787	5.1	900	4.6
	Kharn-tulao	137	5.0	102	9.2	36	7.3	275	6.3	43	6.4	78	8.2	196	9.2	121	8.5	49	6.8	1481	9.6	1756	8.9
D	Girgaon	306	12.3	61	5.5	72	14.6	469	10.8	41	6.1	83	8.8	128	5.9	140	9.8	42	5.8	1152	7.5	1621	8.2
	Chowpatee	26	0.9	3	0.3	1	0.2	30	0.7	5	0.7	11	1.2	17	0.8	12	0.8	4	0.6	141	0.9	171	0.9
	Wakleshwur	46	1.7	7	0.6	5	1.0	58	1.3	4	0.6	10	1.1	19	0.9	10	0.7	13	1.8	120	0.8	178	0.9
E	Mahaduxmee	27	1.0	12	1.1	6	1.2	45	1.0	3	0.4	10	1.1	25	1.2	14	1.0	9	1.2	153	1.0	198	1.0
	Mazagon	178	6.5	33	3.0	25	5.1	236	5.4	21	3.1	31	3.3	70	3.3	45	3.2	22	3.0	433	2.8	609	3.4
	Tarwarree	21	0.8	3	0.3	4	0.8	28	0.6	6	0.9	4	0.4	10	0.5	20	1.4	4	0.6	83	0.5	111	0.6
F	Kanateepoora	216	7.9	83	7.5	45	9.1	344	7.9	50	7.4	90	9.5	301	14.1	170	11.9	118	16.3	2016	13.1	2360	11.9
	Parrell	56	2.0	13	1.2	4	0.8	73	1.7	4	0.6	6	0.6	25	1.2	4	0.3	8	1.1	115	0.7	188	1.0
	Seecree	2	0.1	9	0.8	1	0.2	11	0.3	12	0.1	2	0.2	1	0.0	2	0.1	1	0.1	18	0.1	29	0.1
Water Division	Seo	48	1.8	26	2.3	1	0.2	75	1.7	8	1.2	27	1.3	14	1.0	3	0.4	129	0.8	204	1.0
	Mahim	92	3.4	18	1.6	2	0.4	112	2.6	14	2.1	6	0.6	79	3.7	14	1.0	12	1.7	250	1.6	362	1.8
	Wurlee	40	1.5	7	0.6	3	0.6	50	1.2	11	1.6	3	0.3	40	1.9	22	1.5	7	1.0	186	1.3	246	1.2
Non-Resident and Unknown.	89	2.9	6	0.5	86	2.0	6	0.9	8	0.8	19	0.9	6	0.4	11	1.5	90	0.6	176	0.9
	20	0.7	3	0.3	23	0.5	7	1.0	9	0.9	36	1.7	26	1.8	38	5.2	136	0.9	159	0.8
BOMBAY		2742	100.3	1113	100.1	492	99.8	4347	99.9	674	99.9	943	100.0	2129	100.0	1427	100.0	725	99.0	15400	100.1	19747	100.0

XXVIII.

DEATHS at different AGES, in different LOCALITIES, during the Year beginning 1st February 1863.

MALES.	A			B			C				D			E						F			Water Division.	Non-Resident and Unknown.	BOMBAY.																																																																																																																																																																																																																																																																																																																																																																																																																																																																																																																																																																																																																																																																																																																																																																																																																																																																																																																																																																																																																																																																																																																																																																																																												
	Colaba.	Fort.	Esplanade.	Market.	Mandwee.	Oombarkharee.	Total.	Dhobee-tulao.	Bhooleshwar.	Khara-tulao.	Girgaon.	Total.	Chapatee.	Wakshewur.	Mahatuxmee.	Total.	Mazagaon.	Tarwaree.	Kamateepoorna.	Parell.	Seoroe.	Total.				Seco.	Mahim.	Worlee.	Total.																																																																																																																																																																																																																																																																																																																																																																																																																																																																																																																																																																																																																																																																																																																																																																																																																																																																																																																																																																																																																																																																																																																																																																																																								
Ages.	1	2	3	1	2	3	1	2	3	4	1	2	3	1	2	3	1	2	3	4	5	1	2	3	1	2	3	1	2	3	1	2	3	1	2	3	1	2	3	1	2	3	1	2	3	1	2	3	1	2	3	1	2	3	1	2	3	1	2	3	1	2	3	1	2	3	1	2	3	1	2	3	1	2	3	1	2	3	1	2	3	1	2	3	1	2	3	1	2	3	1	2	3	1	2	3	1	2	3	1	2	3	1	2	3	1	2	3	1	2	3	1	2	3	1	2	3	1	2	3	1	2	3	1	2	3	1	2	3	1	2	3	1	2	3	1	2	3	1	2	3	1	2	3	1	2	3	1	2	3	1	2	3	1	2	3	1	2	3	1	2	3	1	2	3	1	2	3	1	2	3	1	2	3	1	2	3	1	2	3	1	2	3	1	2	3	1	2	3	1	2	3	1	2	3	1	2	3	1	2	3	1	2	3	1	2	3	1	2	3	1	2	3	1	2	3	1	2	3	1	2	3	1	2	3	1	2	3	1	2	3	1	2	3	1	2	3	1	2	3	1	2	3	1	2	3	1	2	3	1	2	3	1	2	3	1	2	3	1	2	3	1	2	3	1	2	3	1	2	3	1	2	3	1	2	3	1	2	3	1	2	3	1	2	3	1	2	3	1	2	3	1	2	3	1	2	3	1	2	3	1	2	3	1	2	3	1	2	3	1	2	3	1	2	3	1	2	3	1	2	3	1	2	3	1	2	3	1	2	3	1	2	3	1	2	3	1	2	3	1	2	3	1	2	3	1	2	3	1	2	3	1	2	3	1	2	3	1	2	3	1	2	3	1	2	3	1	2	3	1	2	3	1	2	3	1	2	3	1	2	3	1	2	3	1	2	3	1	2	3	1	2	3	1	2	3	1	2	3	1	2	3	1	2	3	1	2	3	1	2	3	1	2	3	1	2	3	1	2	3	1	2	3	1	2	3	1	2	3	1	2	3	1	2	3	1	2	3	1	2	3	1	2	3	1	2	3	1	2	3	1	2	3	1	2	3	1	2	3	1	2	3	1	2	3	1	2	3	1	2	3	1	2	3	1	2	3	1	2	3	1	2	3	1	2	3	1	2	3	1	2	3	1	2	3	1	2	3	1	2	3	1	2	3	1	2	3	1	2	3	1	2	3	1	2	3	1	2	3	1	2	3	1	2	3	1	2	3	1	2	3	1	2	3	1	2	3	1	2	3	1	2	3	1	2	3	1	2	3	1	2	3	1	2	3	1	2	3	1	2	3	1	2	3	1	2	3	1	2	3	1	2	3	1	2	3	1	2	3	1	2	3	1	2	3	1	2	3	1	2	3	1	2	3	1	2	3	1	2	3	1	2	3	1	2	3	1	2	3	1	2	3	1	2	3	1	2	3	1	2	3	1	2	3	1	2	3	1	2	3	1	2	3	1	2	3	1	2	3	1	2	3	1	2	3	1	2	3	1	2	3	1	2	3	1	2	3	1	2	3	1	2	3	1	2	3	1	2	3	1	2	3	1	2	3	1	2	3	1	2	3	1	2	3	1	2	3	1	2	3	1	2	3	1	2	3	1	2	3	1	2	3	1	2	3	1	2	3	1	2	3	1	2	3	1	2	3	1	2	3	1	2	3	1	2	3	1	2	3	1	2	3	1	2	3	1	2	3	1	2	3	1	2	3	1	2	3	1	2	3	1	2	3	1	2	3	1	2	3	1	2	3	1	2	3	1	2	3	1	2	3	1	2	3	1	2	3	1	2	3	1	2	3	1	2	3	1	2	3	1	2	3	1	2	3	1	2	3	1	2	3	1	2	3	1	2	3	1	2	3	1	2	3	1	2	3	1	2	3	1	2	3	1	2	3	1	2	3	1	2	3	1	2	3	1	2	3	1	2	3	1	2	3	1	2	3	1	2	3	1	2	3	1	2	3	1	2	3	1	2	3	1	2	3	1	2	3	1	2	3	1	2	3	1	2	3	1	2	3	1	2	3	1	2	3	1	2	3	1	2	3	1	2	3	1	2	3	1	2	3	1	2	3	1	2	3	1	2	3	1	2	3	1	2	3	1	2	3	1	2	3	1	2	3	1	2	3	1	2	3	1	2	3	1	2	3	1	2	3	1	2	3	1	2	3	1	2	3	1	2	3	1	2	3	1	2	3	1	2	3	1	2	3	1	2	3	1	2	3	1	2	3	1	2	3	1	2	3	1	2	3	1	2	3	1	2	3	1	2	3	1	2	3	1	2	3	1	2	3	1	2	3	1	2	3	1	2	3	1	2	3	1	2	3	1	2	3	1	2	3	1	2	3	1	2	3	1	2	3	1	2	3	1	2	3	1	2	3	1	2	3	1	2	3	1	2	3	1	2	3	1	2	3	1	2	3	1	2	3	1	2	3	1	2	3	1	2	3	1	2	3	1	2	3	1	2	3	1	2	3	1	2	3	1	2	3	1	2	3	1	2	3	1	2	3	1	2	3	1	2	3	1	2	3	1	2	3	1	2	3	1	2	3	1	2	3	1	2	3	1	2	3	1	2	3	1	2	3	1	2	3	1	2	3	1	2	3	1	2	3	1	2	3	1	2	3	1	2	3	1	2	3	1	2	3	1	2	3	1	2	3	1	2	3	1	2	3	1	2	3	1	2	3	1	2	3	1	2	3	1	2	3	1	2	3	1	2	3	1</

XXIX.

DEATHS at different AGES, in different LOCALITIES, during the Year beginning 1st February 1863.

FEMALES.	A			B				C				D			E						F			Water Division.	Non-Resident and Unknown.	BOOMBAY.										
	Colaba.	Fort.		Esplanade.	Total.	Market.	Mandwee.		Oomburkharee.	Total.	Dhobee-tulao.	Bhooleshwar.	Khara-tulao.		Girgaon.	Total.	Chhapatee.	Walakeshwar.	Mahalaness.		Total.	Mazgaon.	Tarwarree.				Kannateepoor.	Parill.	Scoree.	Total.	Seco.	Malim.	Wurlee.	Total.		
		1	2				3	1					2	3					1	2				3	1	2									3	1
AGES.	1	2	3	Total.	1	2	3	Total.	1	2	3	4	Total.	1	2	3	4	Total.	1	2	3	4	5	Total.	1	2	3	4	5	Total.	1	2	3	4	5	Total.
Days 0 to 15	10	16	3	29	20	90	148	258	60	26	54	46	180	3	5	6	14	10	6	48	1	..	63	6	6	3	10	..	3	570						
" 16 to 30	1	4	1	6	6	2	8	16	4	2	7	3	10	1	1	1	3	..	1	4	..	1	6	1	2	49						
Months 1 to 6	13	12	9	34	28	126	90	253	25	52	48	60	164	5	2	21	28	90	5	..	104	2	3	2	7	550						
" 7 to 23	32	42	15	89	65	178	194	437	116	50	182	106	454	7	7	7	21	46	4	134	6	..	190	6	10	10	20	1	1	1219						
Years 2 to 4	31	50	16	97	47	148	190	391	104	41	106	108	352	9	7	10	26	34	2	109	7	5	157	9	21	10	40	1076						
" 5 to 6	10	8	2	20	16	35	50	101	21	10	28	27	86	..	3	3	6	15	1	29	4	..	49	2	6	6	14	..	1	277						
" 7 to 9	5	13	..	18	18	21	32	71	27	8	12	8	55	5	3	3	11	8	1	38	4	1	52	2	2	1	5	212						
" 10 to 13	3	5	5	13	13	25	31	69	25	7	20	23	75	2	3	3	8	11	2	31	6	..	50	2	3	3	8	233						
" 14 to 24	7	24	16	47	76	96	128	300	86	56	88	104	334	7	9	4	20	22	4	144	9	1	180	5	21	8	34	1	5	92						
" 25 to 34	30	48	14	92	95	158	169	422	116	78	108	68	370	10	6	13	29	44	9	100	12	2	167	15	30	13	58	..	6	1144						
" 35 to 44	20	36	2	58	79	98	90	273	57	36	33	44	170	4	5	5	14	15	3	118	5	..	141	6	18	10	34	..	2	692						
" 45 to 54	7	18	11	36	38	49	86	173	35	12	48	29	124	5	6	4	15	11	4	60	3	1	79	5	11	7	23	2	7	459						
" 55 to 64	13	24	9	46	30	62	108	200	66	28	49	32	175	6	3	3	12	24	1	76	7	2	110	8	19	15	42	..	2	587						
" 65 to 74	2	15	3	20	20	25	35	80	21	8	18	10	57	2	2	..	4	7	1	28	30	5	10	5	20	..	1	218						
" 75 and above	6	28	8	42	23	44	69	139	42	31	36	24	139	2	5	2	9	3	3	64	2	1	73	4	10	14	28	1	1	427						
ALL AGES.....	190	343	114	647	574	1157	1449	3180	865	415	837	701	2758	68	67	85	220	250	42	1082	71	14	1459	77	171	114	302	5	29	868						

XXX.

DEATHS at different AGES, in different LOCALITIES, during the Year beginning 1st February 1863.

PERSONS.	A				B				C				D				E						F				Water Division.	Non-Resident and Unknown.	BOMBAY.		
	Colaba.			Total.	Market.			Total.	Dhobee-tulao.			Total.	Chapattce.			Total.	Mazgaon.			Total.	Kannateepoor.			Total.	Seo.					Total.	
	1	2	3		1	2	3		1	2	3		1	2	3		1	2	3		1	2	3		1	2					3
Days 0 to 15	39	67	14	120	89	201	278	568	146	74	126	105	451	13	10	10	33	34	18	135	4	101	11	11	17	33	..	11	1413
" 16 to 30	3	10	1	14	11	9	13	33	10	5	10	4	29	1	1	2	4	2	2	10	..	2	10	2	1	3	6	102	
Months 1 to 6	29	40	17	86	88	234	237	559	61	48	108	137	354	10	5	29	44	2	6	123	9	..	101	10	5	7	22	1226	
" 7 to 23	61	122	25	208	171	333	330	894	228	89	280	222	819	18	17	21	56	96	7	221	15	3	342	15	17	20	53	1	1	2373	
Years 2 to 4	50	68	23	141	103	278	322	703	172	81	191	204	648	14	16	19	49	70	5	255	18	8	350	25	42	20	92	1931	
" 5 to 6	21	14	7	42	39	68	107	214	42	21	54	51	171	..	5	6	11	27	3	66	7	1	104	4	9	7	20	..	2	564	
" 7 to 9	13	21	2	36	33	46	71	150	54	14	31	25	124	9	6	4	19	17	3	62	6	2	90	8	9	4	21	1	..	441	
" 10 to 13	13	10	12	35	24	58	70	152	53	19	41	46	159	3	7	5	15	25	4	62	9	..	100	2	8	2	15	7	1	484	
" 14 to 24	30	64	40	134	136	224	293	653	192	94	182	202	670	16	21	21	59	52	10	292	26	1	381	14	41	13	68	52	27	2944	
" 25 to 34	83	136	61	280	209	364	476	1049	311	168	256	224	959	38	33	33	104	134	29	436	40	4	643	33	58	20	117	63	55	3370	
" 35 to 44	53	94	30	177	160	217	309	656	173	108	129	142	552	16	17	18	51	65	5	311	15	1	397	20	41	28	95	27	18	2003	
" 45 to 54	33	42	20	95	122	147	152	421	130	48	122	98	398	11	13	14	38	47	7	113	6	2	175	18	39	21	78	17	27	1349	
" 55 to 64	35	60	22	117	98	192	208	498	134	53	118	90	395	13	12	8	33	52	6	106	20	4	188	20	44	36	100	5	10	1316	
" 65 to 74	6	29	6	41	51	50	77	184	50	26	39	26	141	6	6	3	15	13	2	62	5	..	82	6	19	10	35	2	5	565	
" 75 and above	8	47	11	66	42	86	113	241	65	52	69	42	229	3	8	5	16	16	4	102	8	1	131	10	18	22	51	1	1	736	
ALL AGES	477	824	291	1592	1376	2513	3116	7005	1822	900	1756	1621	6009	171	178	198	547	639	111	2360	188	29	3357	204	362	246	812	176	159	19747	

XXXI.

DEATHS in different LOCALITIES, in different MONTHS, arranged in QUARTERS, for the Year beginning 1st February 1863.

MALES.	A			B			C				D			E						F			Water Division.	Non-Resident & Unknown.	BOMBAY.									
	Colaiba.	Fort.		Kasplanade.		Total.	Market.	Mandwee.	Comburkharee.	Total.	Dhobe-tulao.	Bhooleshwur.	Khara-tulao.			Girgaon.	Total.	Chapatee.	Walskeshwur.	Mahaluxwee.	Total.	Mazagaon.				Tarwarce.	Kamatpeepora.	Parell.	Scoree.	Total.	Neo.	Mahim.	Wurlee.	Total.
		1	2	3	1								2	3	1																			
February	13	26	9	48	50	95	100	245	68	32	51	49	200	4	4	7	15	16	2	86	2	108	5	11	6	22	7	6	651					
March	20	41	7	68	69	138	131	338	87	39	89	65	280	8	5	11	24	31	1	75	5	117	2	10	11	23	9	5	864					
April	18	32	12	62	53	126	148	326	94	56	78	82	319	6	11	7	24	44	6	101	14	165	13	10	6	29	13	11	940					
Quarter 1st	51	96	28	178	172	358	379	909	249	127	218	196	790	18	20	25	63	91	9	292	21	739	20	31	23	74	29	22	2455					
May	27	40	19	86	69	121	139	329	86	30	83	76	275	8	8	10	26	50	7	115	7	182	13	6	11	30	4	7	939					
June	25	38	22	85	66	89	126	281	69	34	56	66	225	4	2	12	18	19	5	105	11	141	7	22	24	53	15	4	819					
July	28	71	20	119	94	127	158	377	101	40	85	89	315	14	3	3	20	35	10	129	14	188	13	19	17	49	37	7	1112					
Quarter 2nd	89	149	61	290	227	337	423	987	256	104	224	231	815	26	13	25	64	104	22	349	32	511	33	47	52	132	53	18	2876					
August	17	40	10	73	76	108	123	307	86	35	75	65	261	14	8	10	32	40	5	124	9	178	7	24	13	44	13	11	919					
September	19	38	5	62	61	86	135	282	67	32	65	60	224	8	9	5	22	36	6	98	13	153	6	26	14	40	4	11	864					
October	25	27	9	61	56	110	152	318	61	36	78	77	252	4	7	9	20	16	4	102	3	125	12	12	6	30	6	11	823					
Quarter 3rd	61	111	24	196	133	304	410	907	214	103	218	202	737	26	24	24	74	92	15	324	25	456	25	62	33	120	23	33	2546					
November	26	30	12	68	49	84	130	268	79	45	65	60	249	15	8	10	33	42	8	90	9	150	12	11	3	26	8	16	819					
December	24	35	21	80	62	108	126	298	76	48	86	89	299	10	8	17	35	26	9	119	20	174	24	25	10	59	32	23	908					
January 1864	45	57	31	133	99	165	199	463	143	58	108	142	451	8	38	12	58	64	6	134	10	317	13	15	11	33	50	18	1405					
Quarter 4th	95	122	64	281	210	357	455	1022	298	151	259	291	994	33	54	39	126	132	13	343	39	541	49	51	24	124	60	57	3216					
YEAR	287	481	177	945	802	1356	1607	3822	1012	485	919	920	3341	103	111	113	327	419	69	1278	117	1898	127	191	132	450	171	139	11087					

XXXII.

DEATHS in different LOCALITIES, in different MONTHS, arranged in QUARTERS, for the Year beginning 1st February 1863.

FEMALES.	A			B			C				D			E						F			Water Division.	Non-Resident & Unknown.	BOMBAY.											
	Colaba.	Fort.	Esplanade.	Total.			Market.	Mandwee.	Oonburkharee.	Total.			Dhobee-tulao.	Bhoolleshwar.	Khara-tulao.	Girgaon.	Total.			Mazgaon.	Tarwaree.	Kannathseepeora.				Parell.	Scoree.			Total.			Seco.	Mahim.	Wurlee.	Total.
				1	2	3				1	2	3					1	2	3								1	2	3	1	2	3				
February	8	17	7	32	32	71	88	197	54	28	50	31	163	4	5	4	14	11	3	56	1	1	72	5	7	6	18	2	500							
March	11	20	5	45	40	100	133	273	61	36	69	53	219	9	5	8	22	21	1	82	1	3	108	4	11	9	24	..	603							
April	9	26	12	47	45	114	123	282	88	37	90	60	284	3	5	6	14	16	2	82	6	..	106	6	4	5	15	..	750							
Quarter 1st	28	72	24	124	123	285	344	752	203	101	209	153	665	16	15	19	50	48	6	220	8	4	286	15	22	20	57	2	1943							
May	11	18	10	39	49	110	133	292	57	27	62	60	215	6	3	4	13	36	4	87	6	2	135	4	11	6	21	..	717							
June	19	27	13	59	51	104	117	272	68	35	74	58	225	6	8	6	20	22	3	93	5	1	127	2	27	19	48	..	752							
July	27	42	10	79	62	99	139	300	63	46	80	59	248	8	3	11	22	21	4	121	13	..	159	6	22	7	35	1	845							
Quarter 2nd	57	87	33	177	162	313	389	864	178	108	216	186	688	20	14	21	55	79	11	304	24	3	421	12	60	32	104	1	2314							
August	15	38	11	64	54	100	102	256	79	35	70	65	249	10	3	4	17	25	9	97	9	2	142	7	16	20	43	1	775							
September	14	35	6	55	33	86	121	240	53	27	70	56	206	1	7	7	15	26	3	93	9	..	131	6	22	14	42	..	631							
October	11	29	8	49	56	103	114	273	56	35	55	65	211	5	2	0	13	10	5	91	1	..	107	8	11	4	23	..	678							
Quarter 3rd	40	102	26	168	143	289	337	769	188	97	195	186	666	16	12	17	45	61	17	281	19	2	380	21	49	38	108	1	2144							
November	10	30	4	44	36	76	105	217	67	33	58	37	195	5	6	10	21	20	5	85	3	..	113	6	14	4	24	1	618							
December	16	24	12	52	41	89	139	290	61	42	69	48	220	5	2	7	14	9	3	85	10	2	109	14	18	6	38	..	638							
January, 1864	30	28	15	82	69	105	144	318	108	34	90	91	323	6	18	11	35	33	..	107	7	3	150	9	8	14	31	..	941							
Quarter 4th	65	82	31	178	146	270	379	795	236	109	217	176	738	16	26	28	70	62	8	277	20	5	372	29	40	24	93	1	2257							
YEAR	190	343	114	647	574	1157	1449	3180	805	415	837	701	2758	68	67	85	220	250	42	1082	71	14	1459	77	171	114	362	5	29	8060						

XXXIII.

DEATHS in different LOCALITIES, in different MONTHS, arranged in QUARTERS, for the Year beginning 1st February 1863.

PERSONS.	A			B			C				D			E					F				Water Division.	Non-Resident & Unknown.	BOMBAY.											
	Total.			Total.			Total.				Total.			Total.					Total.																	
	Colaba.	Fort.	Esplanade.	Market.	Mandwee.	Oomburkharee.	1	2	3	4	5	6	7	8	9	10	11	12	13	14	15	16				17	18	19	20	21	22	23	24	25	26	27
February	21	43	16	80	88	166	188	449	122	60	101	80	363	8	9	12	27	5	142	3	3	180	10	18	12	40	9	8	1151							
March	31	70	12	113	109	238	261	611	148	75	158	118	499	17	10	19	46	2	157	6	8	225	6	21	20	47	9	9	1539							
April	27	58	24	109	98	239	271	608	182	93	168	151	594	9	16	13	38	..	183	20	..	271	19	14	11	41	13	13	1690							
Quarter 1st	79	171	52	302	295	643	723	1661	452	228	427	349	1456	34	35	44	113	139	15	482	29	11	676	35	53	43	131	31	30	4400						
May	38	58	29	125	118	231	272	621	143	57	145	145	490	14	11	14	39	80	11	202	13	5	317	17	17	17	51	4	9	1656						
June	44	65	35	144	117	193	243	553	127	69	130	124	450	10	10	18	38	41	8	201	16	9	268	9	49	43	101	12	5	1571						
July	55	113	20	198	154	226	297	677	164	86	165	148	563	22	6	14	42	56	14	250	27	..	347	19	41	24	84	38	8	1357						
Quarter 2nd	137	236	94	467	389	650	812	1851	434	212	440	417	1503	46	27	46	119	183	33	653	56	7	932	45	107	84	236	54	22	5184						
August	32	84	21	137	130	208	223	563	165	70	145	190	510	24	11	14	49	65	14	221	18	2	320	14	40	33	87	14	14	1634						
September	33	73	11	117	94	172	256	529	120	59	135	116	430	9	16	12	37	62	9	191	22	..	284	12	48	28	88	4	13	1493						
October	36	56	18	110	112	213	266	591	117	71	133	142	463	9	9	15	33	26	9	193	4	..	232	20	23	10	53	6	13	1501						
Quarter 3rd	101	213	50	364	336	593	747	1670	402	200	413	388	1403	42	36	41	119	153	32	605	44	2	836	46	111	71	228	24	40	4690						
November	36	60	16	112	85	160	235	486	146	78	123	97	444	20	14	20	54	62	13	175	12	1	263	18	25	7	50	9	19	1431						
December	40	69	23	132	103	197	256	556	137	50	155	137	519	15	10	24	49	35	12	204	30	2	283	38	43	16	97	32	28	1693						
January, 1864	84	85	46	215	168	270	343	781	251	92	198	233	774	14	56	23	93	97	6	241	17	6	367	22	23	23	70	26	20	2346						
Quarter 4th	160	204	95	455	356	627	834	1817	534	260	476	497	1737	49	80	67	196	194	31	620	59	9	913	78	91	48	217	67	67	5473						
YEAR	477	824	291	1592	1376	2513	3116	7005	1822	900	1756	1621	6090	171	178	198	547	669	111	2360	188	20	3357	204	302	246	812	176	139	19747						

DEATHS in different OCCUPATIONS, from different CAUSES, during the Year
beginning 1st February 1863.

OCCUPATION, or that of Family.	Still-born.	I Cholera.	II Small-pox.	III Measles.	IV Fever.	V Disease of Nervous Syst.	VI Disease of Vascular Syst.	VII Disease of Respiratory System.	VIII Disease of Alimentary System.	IX Disease of Urinary Syst.	X Disease of Sexual Syst. and Child-bearing.	XI Disease of Locomotive & Tegumentary System.	XII Cachexy and Debility.	XIII Leprosy, Tuberc. & Artic.	XIV Dropsy.	XV Accident and Violence.	XVI Other and Unknown Causes.	Total—Exclusive of Still-born
Annuitant, Independent	1	..	1	..	21	4	..	2	1	..	1	1	..	34
Baker, Grain-parcher, Cook, Confectioner ..	1	26	20	3	69	11	1	13	31	..	1	1	2	2	..	183
Beggar, Vagrant, Pauper	8	115	30	5	478	83	12	70	265	1	8	2	80	15	11	10	6	1082
Bracelet-maker, dealer	1	..	1	9
Bullock-driver, Dairy-man	2	58	42	16	297	13	..	17	53	..	7	2	41	2	2	4	..	554
Butcher	3	9	3	5	78	4	..	3	12	..	1	1	6	122
Cane-worker, Palm-leaf-worker	3	4	1	2	23	2	..	2	5	6	45
Charcoal-dealer	1	4	1	14	1	..	1	1	..	1	1	24
Clothier, Draper, Mercer	24	55	45	3	339	23	1	34	60	..	5	4	62	2	2	2	..	841
Coppersmith, Brazier	3	17	1	55	7	..	4	8	..	1	1	4	1	..	1	..	102
Cotton-worker, or Retailer	1	1	4	1	21	2	..	4	8	..	1	..	2	44
Crockery, Glass-dealer	1	7	1	..	1	1	16
Domestic Servant, Barber	28	103	60	30	564	47	1	64	147	2	5	9	90	1	10	11	..	1249
Druggist, Perfumer	1	5
Dyer	4	7	10	..	77	6	..	5	9	..	3	1	4	122
Engineer (Civil)	1	3	2	..	2	10	18
Engine-driver, Stoker, maker	6	1	6	2	1	5	..	1	..	2	1	..	25
Fisherman, Fishmonger	4	29	30	2	139	16	..	11	35	..	2	..	15	5	4	3	..	281
Gardener, Greengrocer, Agriculturist, Hay and Straw-dealer	13	75	44	10	279	16	..	12	80	..	5	2	41	5	2	7	..	587
Gold, Silver-smith, Jeweller, Watchmaker ..	3	33	15	6	114	14	..	10	14	..	4	1	11	2	1	1	..	235
Grain-dealer, or grinder	4	3	1	2	2	..	1	1	1	15
Grocer	13	22	14	1	168	11	1	10	17	..	1	1	13	..	2	3	..	264
Gunpowder, Fireworks-maker, dealer	2	2
Hawker	1	5	2	1	18	1	..	3	3	3	36
Hemp, Coir-worker, or dealer	3	16	1	4	8	32
Horse-driver, dealer, Farrier, Groom	13	78	23	28	242	12	1	10	58	..	3	6	47	..	2	4	..	514
Iron-worker, or dealer	7	7	11	..	63	3	..	10	17	..	3	1	15	4	..	134
Labourer	117	1070	321	204	2070	136	7	200	501	2	34	16	433	24	23	61	..	6093
Lawyer, & Covenanted Civil Servant of Govt.	1	1	1	..	1	1	1	6
Leather-maker, worker, or dealer	7	25	18	6	219	8	..	8	26	..	2	..	26	2	2	3	..	345
Liquor-seller, Distiller, Palm-wine-drawer ..	6	72	18	11	118	8	..	12	27	..	1	1	20	2	5	5	..	300
Maritime-man, Boatman	17	100	58	14	310	22	2	50	137	1	7	3	37	1	5	11	..	832
Mason, Quarry-man, Lime, Stone-worker, or dealer	7	18	12	11	154	6	..	14	22	..	6	..	32	2	2	5	..	284
Medical man	5	6	5	2	31	5	..	6	9	4	68
Merchant, Banker, Broker	40	57	42	13	479	62	1	78	80	..	13	6	89	..	13	5	..	938
Military man or Pensioner	4	65	5	5	137	23	6	33	30	2	20	..	5	11	..	342
Money-changer, Assayer	2	5	6	..	44	2	..	3	5	3	..	1	69
Musician	1	4	1	..	17	1	..	1	3	27
Oil Drawer, or dealer, Soap-maker, Candle- maker	1	5	1	2	22	2	4	4	40
Painter	2	1	1	1	6	1	1	..	11
Pitch, Tar, Rosin, dealer	1	1
Police-man, Watchman, Messenger, Tax- gatherer	7	100	36	16	189	13	..	14	60	..	3	2	51	2	2	5	..	480
Porter, Palkee-bearer	11	..	6	36	1	..	3	4	4	1	..	1	..	67
Potter, Brick, Tile-maker, or dealer	1	4	2	..	15	2	2	..	1	..	1	..	1	29
Poulterer	2	6	2	..	15	2	4	1	..	1	31
Priest	3	12	7	2	20	16	1	16	21	1	1	..	23	1	2	133
Printer, Stationer, Book-binder, dealer	4	20	2	4	38	4	..	3	8	..	1	..	7	..	1	88
Prostitute	15	3	..	31	4	..	10	8	..	1	1	8	..	3	1	..	85
Purveyor, Bombardier	1	6	1	..	1	1	1	11
Scavenger, Sweeper	3	9	6	2	24	5	25	3	2	2	1	..	79
School-master, Teacher	4	..	2	2	2	1	1	2	..	1	..	1	..	1	1	..	30
Silk-worker, dealer	2	2	5	..	41	2	..	5	7	2	..	2	1	..	67
Tailor, Sempster, Embroiderer, Tent-maker ..	6	43	32	6	247	15	..	30	51	..	5	2	28	1	3	1	..	464
Tavern, Coffee, Boarding-house keeper	1	1
Tin, Tinplate-worker, Glazier	1	2	5	3	..	2	..	2	14
Tobacco, Betel-, Opium-, Ganja-dealer	6	12	5	6	32	3	..	5	8	1	9	81
Toy-maker, dealer	1	1
Umbrella-maker, dealer	1	1	62
Washerman	8	44	18	6	120	5	..	10	28	1	2	3	30	2	..	269
Water carrier	2	7	6	4	63	4	..	1	10	7	..	1	113
Wood-worker, or dealer	20	131	67	28	418	31	1	20	78	..	6	5	77	4	7	7	..	96
Wool-worker, or dealer	3	1	4
Writer, Accountant	23	38	45	18	326	51	4	67	88	..	15	5	41	1	9	9	..	717
Unknown Occupation	20	14	2	..	22	8	1	11	27	1	..	2	12	1	1	13	12	137
TOTAL	458	2742	1113	492	9490	674	23	946	2129	12	154	83	1427	78	139	268	18	19747

DEATHS in different OCCUPATIONS, in different QUARTERS, on the ISLAND
of BOMBAY, during the Year beginning 1st February 1863.

OCCUPATION, or that of Family.	Quarter 1st.				Quarter 2nd.				Quarter 3rd.				Quarter 4th.				Total—exclusive of Still-born.
	February.	March.	April.	Total.	May.	June.	July.	Total.	August.	September.	October.	Total.	November.	December.	January, 1864.	Total.	
Annuitant, Independent	5	5	1	11	..	1	5	6	1	4	2	7	3	4	3	10	34
Baker, Grain-parcher, Cook, Confectioner ..	27	17	18	62	16	14	14	44	14	17	6	37	3	16	19	42	183
Beggar, Vagrant, Pauper.....	65	94	74	233	61	73	93	227	98	86	93	277	75	102	164	341	1082
Bracelet-maker, dealer	2	1	..	3	1	1	3	5	1	1	9
Bullock-driver, Dairy-man	32	39	59	130	43	56	56	149	33	33	38	104	51	60	60	171	554
Butcher.....	3	6	15	24	14	13	7	34	8	4	13	25	10	17	12	39	122
Cane-worker, Palm-leaf-worker	1	2	3	6	11	2	7	20	7	..	4	11	3	3	2	8	45
Charcoal-dealer	1	6	..	7	5	3	4	12	2	1	..	3	1	1	..	2	24
Clothier, Draper, Mercer	49	80	74	203	57	67	71	195	67	68	72	207	50	79	98	236	841
Coppersmith, Brazier	12	10	11	33	17	9	6	29	2	11	4	17	6	10	10	26	102
Cotton-worker, or Retailer	4	3	7	3	7	3	13	6	4	2	12	4	3	5	12	44
Crockery, Glass-dealer	1	..	3	4	1	1	..	1	2	3	..	1	1	2	10
Domestic Servant, Barber	62	101	118	281	97	98	124	319	114	90	92	305	108	86	150	344	1249
Druggist, Perfumer.....	1	1	1	2	..	3	..	1	..	1	5
Dyer	4	10	16	30	9	14	21	44	6	7	8	21	7	7	8	22	122
Engineer (Civil)	5	2	1	8	2	2	1	5	1	1	..	2	..	2	1	3	18
Engine-driver, Stoker, maker.....	2	1	..	3	1	1	10	12	5	1	..	6	3	..	1	4	25
Fisherman, Fishmonger	18	31	23	72	23	22	20	65	21	24	28	73	13	24	34	71	281
Gardener, Greengrocer, Agriculturist, Hay and Straw-dealer	28	41	69	138	40	57	64	161	51	39	48	138	45	55	50	150	587
Gold, Silver-smith, Jeweller, Watchmaker..	10	21	22	53	14	15	27	56	22	15	22	59	19	19	20	64	232
Grain-dealer, or grinder	2	5	3	10	1	2	..	3	..	2	..	2	15
Grocer	20	14	23	57	23	24	21	70	29	20	20	71	22	23	21	66	264
Gunpowder, Fireworks-maker, dealer	1	1	1	1	2
Hawker	2	4	6	2	1	6	9	4	5	3	12	2	6	1	4	36
Hemp, Coal-worker, or dealer	3	..	2	5	2	5	8	15	5	1	..	6	1	1	4	6	32
Horse-driver, dealer, Farrier, Groom.....	25	52	40	117	30	46	53	129	43	29	40	112	40	41	69	156	514
Iron-worker, or dealer	10	13	9	32	11	7	12	30	14	11	8	33	11	13	9	33	184
Labourer	332	434	472	1238	570	453	534	1557	440	480	463	1403	417	583	890	1860	6090
Lawyer, & Covenanted Civil Servant of Govt.	1	1	2	4	1	..	1	2	6
Leather-maker, worker, or dealer	10	20	40	70	38	32	33	103	34	28	22	84	27	18	32	77	345
Liquor-seller, Distiller, Palm-wine-drawer..	20	26	23	69	22	34	28	84	31	33	14	78	24	20	20	70	300
Maritime-man, Boatman	51	62	70	183	61	56	120	243	83	45	49	177	52	78	119	240	892
Mason, Quarry-man, Lime, Stone-worker, or dealer	13	35	24	72	27	14	23	64	38	15	20	73	24	20	23	67	284
Medical man	5	5	5	15	4	11	7	22	3	7	7	17	2	2	8	13	66
Merchant, Banker, Broker	59	83	76	218	81	77	96	254	91	63	77	231	68	70	93	233	938
Military man or Pensioner	18	13	22	53	27	24	37	88	34	17	20	71	39	39	40	124	342
Money-changer, Assayer	3	6	11	20	5	0	8	13	5	3	6	14	6	5	3	16	69
Musician	2	3	4	9	3	1	8	12	1	..	1	2	1	2	1	4	27
Oil Drawer, or dealer, Soap-maker, Candle- maker.....	3	4	2	9	5	1	6	12	3	3	3	11	4	2	2	8	46
Painter	2	2	1	1	1	3	2	3	..	5	1	1	11
Pitch, Tar, Rosin, dealer	1	1	1
Police-man, Watchman, Messenger, Tax- gatherer	23	54	35	112	41	35	56	132	45	40	29	114	39	22	62	125	480
Porter, Palkee-bearer.....	1	1	2	4	7	6	4	17	10	9	1	28	10	3	5	18	67
Potter, Brick, Tile-maker, or dealer.....	..	4	1	5	4	4	3	11	2	1	..	3	1	4	5	10	29
Poulterer	6	1	3	10	4	2	5	11	3	..	2	5	1	..	4	5	31
Priest	10	10	21	41	10	19	17	46	13	14	15	42	6	11	7	24	153
Printer, Stationer, Book-binder, dealer	6	0	7	13	6	19	12	28	11	10	7	28	3	1	9	13	88
Prostitute	5	5	5	15	4	8	6	18	6	10	9	25	10	7	10	27	85
Purveyor, Bumboat-man	1	2	3	1	1	1	3	3	1	1	5	11
Scavenger, Sweeper	4	0	6	10	13	7	10	30	3	5	5	13	3	9	8	20	78
School-master, Teacher.....	6	10	6	22	1	2	2	5	1	3	3	7	2	2	1	5	30
Silk-worker, dealer	0	6	11	23	8	4	4	16	4	5	5	14	5	5	4	14	67
Tailor, Sempster, Embroiderer, Tent-maker.	30	35	47	112	47	38	44	129	34	42	23	99	30	40	48	124	464
Tavern, Coffee, Boarding-house keeper	1	1	1
Tin, Tinplate-worker, Glazier	2	2	..	4	1	1	..	2	..	1	1	3	1	5	1	7	14
Tobacco, Betel-, Opium-, Ganja-dealer	8	4	6	18	11	5	9	25	9	4	6	19	2	5	12	19	81
Toy-maker, dealer	1	..	1	2	1	1	2
Umbrella-maker, dealer	1	..	1	2	1	1	2
Washerman	18	10	23	51	15	23	23	61	30	22	26	78	18	18	34	70	269
Water-carrier	1	7	13	21	7	9	10	32	9	11	11	31	4	9	6	19	103
Wood-worker, or dealer	51	70	80	201	85	77	103	265	105	57	62	224	60	70	85	224	916
Wool-worker, or dealer.....	1	1	3	3	4
Writer, Accountant	52	63	56	171	57	63	80	200	70	60	62	192	43	50	61	154	717
Unknown Occupation	12	7	13	34	9	6	12	27	2	8	11	28	16	13	19	48	137
TOTAL.....	1151	1559	1699	4400	1650	1571	1957	5184	1694	1403	1501	4096	1431	1690	2346	5473	19747

XXXVIII.

STILL-BORN in different LOCALITIES, arranged in QUARTERS, for the Year beginning 1st February 1863.

	A			B			C				D			E						F			Water Division.	Non-Resident & Unknown	BOMBAY.																																																																																																																																																																																																																																																																																																																																																																																																																																																																																																																																																																																																																																																																																																																																																																																																																																																																																																																																																																																																																																																																																																																																							
	Colaba.	Fort.	Esplanade.	Market.	Mandwee.	Oomburkharree.	Total.	Dhobee-tulao.	Bhooleshwur.	Khara-tulao.	Girgaon.	Total.	Chapatee.	Walkeshwur.	Mahaluxmee.	Total.	Mazagon.	Tarwaree.	Kamathesheepoor.	Parell.	Seoree.	Total.				1	2	3	4	5	6	7	8	9	10	11	12	13	14	15	16	17	18	19	20	21	22	23	24	25	26	27	28	29	30	31	32	33	34	35	36	37	38	39	40	41	42	43	44	45	46	47	48	49	50	51	52	53	54	55	56	57	58	59	60	61	62	63	64	65	66	67	68	69	70	71	72	73	74	75	76	77	78	79	80	81	82	83	84	85	86	87	88	89	90	91	92	93	94	95	96	97	98	99	100	101	102	103	104	105	106	107	108	109	110	111	112	113	114	115	116	117	118	119	120	121	122	123	124	125	126	127	128	129	130	131	132	133	134	135	136	137	138	139	140	141	142	143	144	145	146	147	148	149	150	151	152	153	154	155	156	157	158	159	160	161	162	163	164	165	166	167	168	169	170	171	172	173	174	175	176	177	178	179	180	181	182	183	184	185	186	187	188	189	190	191	192	193	194	195	196	197	198	199	200	201	202	203	204	205	206	207	208	209	210	211	212	213	214	215	216	217	218	219	220	221	222	223	224	225	226	227	228	229	230	231	232	233	234	235	236	237	238	239	240	241	242	243	244	245	246	247	248	249	250	251	252	253	254	255	256	257	258	259	260	261	262	263	264	265	266	267	268	269	270	271	272	273	274	275	276	277	278	279	280	281	282	283	284	285	286	287	288	289	290	291	292	293	294	295	296	297	298	299	300	301	302	303	304	305	306	307	308	309	310	311	312	313	314	315	316	317	318	319	320	321	322	323	324	325	326	327	328	329	330	331	332	333	334	335	336	337	338	339	340	341	342	343	344	345	346	347	348	349	350	351	352	353	354	355	356	357	358	359	360	361	362	363	364	365	366	367	368	369	370	371	372	373	374	375	376	377	378	379	380	381	382	383	384	385	386	387	388	389	390	391	392	393	394	395	396	397	398	399	400	401	402	403	404	405	406	407	408	409	410	411	412	413	414	415	416	417	418	419	420	421	422	423	424	425	426	427	428	429	430	431	432	433	434	435	436	437	438	439	440	441	442	443	444	445	446	447	448	449	450	451	452	453	454	455	456	457	458	459	460	461	462	463	464	465	466	467	468	469	470	471	472	473	474	475	476	477	478	479	480	481	482	483	484	485	486	487	488	489	490	491	492	493	494	495	496	497	498	499	500	501	502	503	504	505	506	507	508	509	510	511	512	513	514	515	516	517	518	519	520	521	522	523	524	525	526	527	528	529	530	531	532	533	534	535	536	537	538	539	540	541	542	543	544	545	546	547	548	549	550	551	552	553	554	555	556	557	558	559	560	561	562	563	564	565	566	567	568	569	570	571	572	573	574	575	576	577	578	579	580	581	582	583	584	585	586	587	588	589	590	591	592	593	594	595	596	597	598	599	600	601	602	603	604	605	606	607	608	609	610	611	612	613	614	615	616	617	618	619	620	621	622	623	624	625	626	627	628	629	630	631	632	633	634	635	636	637	638	639	640	641	642	643	644	645	646	647	648	649	650	651	652	653	654	655	656	657	658	659	660	661	662	663	664	665	666	667	668	669	670	671	672	673	674	675	676	677	678	679	680	681	682	683	684	685	686	687	688	689	690	691	692	693	694	695	696	697	698	699	700	701	702	703	704	705	706	707	708	709	710	711	712	713	714	715	716	717	718	719	720	721	722	723	724	725	726	727	728	729	730	731	732	733	734	735	736	737	738	739	740	741	742	743	744	745	746	747	748	749	750	751	752	753	754	755	756	757	758	759	760	761	762	763	764	765	766	767	768	769	770	771	772	773	774	775	776	777	778	779	780	781	782	783	784	785	786	787	788	789	790	791	792	793	794	795	796	797	798	799	800	801	802	803	804	805	806	807	808	809	810	811	812	813	814	815	816	817	818	819	820	821	822	823	824	825	826	827	828	829	830	831	832	833	834	835	836	837	838	839	840	841	842	843	844	845	846	847	848	849	850	851	852	853	854	855	856	857	858	859	860	861	862	863	864	865	866	867	868	869	870	871	872	873	874	875	876	877	878	879	880	881	882	883	884	885	886	887	888	889	890	891	892	893	894	895	896	897	898	899	900	901	902	903	904	905	906	907	908	909	910	911	912	913	914	915	916	917	918	919	920	921	922	923	924	925	926	927	928	929	930	931	932	933	934	935	936	937	938	939	940	941	942	943	944	945	946	947	948	949	950	951	952	953	954	955	956	957	958	959	960	961	962	963	964	965	966	967	968	969	970	971	972	973	974	975	976	977	978	979	980	981	982	983	984	985	986	987	988	989	990	991	992	993	994	995	996	997	998	999	1000	1001	1002	1003	1004	1005	1006	1007	1008	1009	1010	1011	1012	1013	1014	1015	1016	1017	1018	1019	1020	1021	1022	1023	1024	1025	1026	1027	1028	1029	1030	1031	1032	1033	1034	1035	1036	1037	1038	1039	1040	1041	1042	1043	1044	1045	1046	1047	1048	1049	1050	1051	1052	1053	1054	1055	1056	1057	1058	1059	1060	1061	1062	1063	1064	1065	1066	1067	1068	1069	1070	1071	1072	1073	1074	1075	1076	1077	1078	1079	1080	1081	1082	1083	1084	1085	1086	1087	1088	1089	1090	1091	1092	1093	1094	1095</

XXXIX.

NUMBER of DEATHS and STILL-BORN in various HINDOO CASTES, JAIN NAT, and MOOSULMAN RACES, registered during the Year beginning 1st February 1863.

HINDOO CASTES. Males.	February.	March.	April.	May.	June.	July.	August.	September.	October.	November.	December.	January, 1864.	Total.
Agree.....	12	16	18	20	11	17	15	13	16	14	19	22	193
Bhania	9	19	18	14	7	15	17	11	7	8	16	21	162
Bhoce	1	..	1	1	1	1	3	2	1	2	1	2	16
Bhosar	1	1	1	3
Bhundaree.....	15	13	16	24	16	19	17	16	15	17	20	30	218
Bhungsalee	6	11	14	16	13	17	15	19	12	15	16	20	174
Boorood.....	1	2	3	2	1	3	1	1	2	1	2	3	22
Brahmun	20	30	32	23	19	29	28	24	23	24	43	63	358
Byragee, Gonsavee	1	4	1	2	2	3	5	2	1	3	2	3	29
Chutree	1	..	1	2	..	1	5
Dhobee	5	9	11	12	10	9	8	7	6	8	9	11	105
Dhungur	2	2	2	3	2	5	2	4	3	2	4	5	36
Gaolee, Aheer	4	6	5	7	4	1	7	8	6	5	10	14	85
Gholee	1	1	1	..	2	7
Kamathee Phoolmalee	9	16	15	19	13	19	14	15	16	14	18	26	194
„ Gaolee	1	1	2	1	1	..	6
„ Kolee	3	..	1	1	..	4	1	..	2	2	14
„ Wunjaree	2	4	3	1	2	..	1	..	1	1	..	15
Kantaree	2	3	2	4	2	3	2	2	..	1	3	4	28
Kasar	5	7	9	12	8	10	6	5	4	6	7	9	86
Kharwa	6	9	12	16	14	8	7	12	7	5	9	11	116
Khutree.....	2	6	8	7	6	17	16	18	13	19	17	19	148
Kolee	16	18	20	21	18	25	22	22	19	16	22	26	245
Koombhar.....	2	1	2	2	1	..	1	1	..	1	2	3	16
Koonbee	25	39	36	43	30	40	37	39	35	37	46	65	466
Koshtee.....	2	..	1	1	..	2	1	..	2	..	1	2	12
Lingaet-Jungum	4	6	3	2	1	4	3	5	4	2	3	7	44
Lohana	15	19	17	16	14	19	16	15	19	18	20	19	207
Lohar	2	6	5	7	5	8	9	6	8	7	9	14	86
Malee	5	9	16	18	12	17	19	15	16	14	17	20	178
Mungeelee.....	..	1	..	1	..	2	..	1	..	1	..	1	7
Muratha	102	138	149	124	142	152	140	120	131	157	157	283	1795
Nhavee	8	9	11	13	9	8	10	15	11	9	13	16	132
Panch-Kulshee.....	1	2	3	4	2	3	4	2	1	1	4	2	29
Char-Kulshee.....	2	2	..	3	1	8
Purbhoo-Kaista	1	1	..	2	..	1	1	6
„ Puttunee	5	2	3	2	3	4	3	2	3	2	3	4	36
Rajpoot	1	2	2	4	2	6	5	2	4	5	6	9	48
Salee	4	3	4	6	4	9	7	5	6	7	5	6	66
Shenvee	2	3	3	4	6	3	5	4	7	5	6	10	58
Simpee	16	18	15	16	17	16	18	15	13	17	19	20	200
Sonar	11	14	13	15	11	17	15	14	18	13	16	19	180
Sootar	10	12	20	17	19	24	11	10	16	17	20	25	201
Telee	1	2	1	1	1	..	1	1	8
Waghree	1	1	..	1	..	1	4
Wunjaree	5	9	8	10	7	9	6	4	8	6	9	11	92
Vues-Wanee.....	3	6	6	5	4	6	5	6	7	5	8	9	70

HINDOO CASTES, Females.	February.	March.	April.	May.	June.	July.	August.	September.	October.	November.	December.	January, 1864.	Total.
Agree	9	11	12	17	15	13	16	14	17	15	19	20	178
Bhatia	6	8	9	5	17	14	12	10	13	7	14	23	138
Bhoce	1	2	2	3	1	1	..	1	2	5	18
Bhosar	1	..	1	1	1	4
Bhundaree	9	15	17	19	15	17	18	14	17	19	12	18	190
Bhungsalee	6	14	16	18	14	16	15	11	12	14	17	16	169
Boorood	1	2	2	..	1	3	..	1	2	..	3	5	20
Brahmun	4	20	16	14	15	19	24	17	24	10	8	19	190
Byragee, Gonsavee	3	2	2	3	5	2	4	1	2	4	28
Chutree	1	1	..	1	3
Dhobee	6	4	5	9	8	6	7	5	4	7	9	12	82
Dhungur	1	..	4	3	2	..	4	2	..	3	..	4	23
Gaolee, Aheer	2	6	5	4	6	4	3	5	6	4	6	9	60
Gholee	1	1	1	3
Kamat, hee Phoolmalce	13	14	16	15	17	18	13	18	16	14	16	19	189
„ Gaolee	1	1	2	..	1	..	1	1	1	8
„ Kolee	1	1	..	1	..	1	..	4
„ Wunjaree	2	1	..	1	2	6
Kantaree	2	..	2	5	..	4	2	1	2	3	21
Kasar	3	5	6	8	7	6	5	4	7	5	6	9	71
Kharwa	2	4	3	6	5	4	6	5	4	3	5	7	54
Klutree	5	6	5	11	14	16	11	14	13	12	14	19	140
Kolee	12	16	14	19	20	18	16	12	10	9	11	20	177
Koombhar	1	2	2	3	1	1	1	1	1	2	2	3	20
Koonbee	27	29	28	30	25	30	29	14	15	11	13	36	287
Koshtee	1	..	1	2	..	3	..	2	..	1	..	2	12
Lingaet-Jungum	2	3	2	..	2	2	4	2	3	1	2	4	27
Lohana	10	12	14	15	13	12	14	11	13	9	13	16	152
Lohar	3	5	4	9	5	9	8	3	6	5	7	9	73
Malee	6	11	14	11	14	13	16	14	13	11	16	18	157
Mungeelee	1	2	1	2	6
Muratha	86	110	112	104	120	124	145	126	101	93	109	144	1374
Nhatee	5	9	8	10	9	11	8	7	6	7	9	11	100
Panch-Kulshee	3	2	3	4	3	4	3	2	2	4	3	2	35
Char-Kulshee	1	1	..	1	..	1	1	1	6
Purbhoo-Kaista	1	1	..	1	..	2	..	1	..	1	..	7
„ Puttunee	5	2	4	2	3	2	5	3	4	3	3	6	42
Rajpoot	2	1	5	4	3	4	6	4	3	5	6	8	51
Salce	2	4	6	7	5	8	4	5	7	6	10	11	75
Shenvee	1	2	4	3	4	5	3	6	8	5	9	12	62
Simpee	6	10	13	15	17	16	13	16	19	17	11	20	173
Sonar	9	16	19	16	14	18	11	17	18	10	17	19	184
Sootar	3	11	14	17	15	14	10	15	17	19	16	17	168
Telce	1	..	1	..	2	1	2	..	2	9
Waghree	1	1	..	1	1	..	4
Wunjaree	6	5	9	7	8	6	5	9	5	6	10	11	87
Vues-Wanee	4	3	4	6	5	7	4	6	4	5	8	7	63
HINDOO OUT-CASTES, Males.													
Bhungree	5	4	9	6	5	9	8	6	5	6	5	11	79
Chambhar	2	7	9	12	6	7	9	5	6	4	3	9	79
Dher	3	4	10	9	8	11	7	8	5	3	9	13	90
Mang	1	3	2	6	4	7	5	3	4	6	8	9	58
Nhar	13	19	24	32	25	27	21	23	18	20	38	27	287
Mochce	3	6	13	15	18	16	15	17	11	12	10	16	152
Purwaree	4	3	5	9	6	8	7	6	5	7	9	8	77

HINDOO OUT-CASTES, Females.	February.	March.	April.	May.	June.	July.	August.	September.	October.	November.	December.	January, 1864.	Total.
Bhungee	3	2	6	5	9	8	6	5	9	6	5	8	72
Chambhar	2	2	8	4	3	6	3	2	4	3	2	4	43
Dher	3	2	5	2	8	6	5	7	8	5	6	9	65
Mang	2	3	6	4	7	9	4	2	5	6	5	6	59
Mhar	7	23	6	28	23	25	23	21	12	16	22	22	233
Mochee	4	6	11	9	20	11	8	7	9	7	6	11	109
Purwaree	2	4	7	5	9	8	6	4	5	3	2	7	62
JAIN NAT.													
Males.													
Vissa Agur ..	2	1	3	1	4	1	3	2	3	2	1	6	29
Dussa Agur	2	1	..	1	1	5
Goojur	1	1	..	2	1	2	1	2	1	1	2	..	14
Vissa Jharola	1	2	1	4
Dussa Jharola	1	..	1	..	1	1	4
Kapool	5	3	2	3	5	2	3	4	4	2	3	4	40
Kurwa Koonbee	2	3	2	1	2	3	2	2	1	1	1	20
Lar	1	1	1	3
Vissa Lar	2	1	1	2	2	8
Dussa Lar	1	1	1	3
Lewa Koonbee ..	1	1	1	2	1	1	2	..	1	1	11
Misra	1	1	1	3	1	7
Mor	1	..	1	..	1	1	1	2	2	9
Vissa Mor	2	1	1	1	5
Dussa Mor	3	1	2	1	1	..	8
Vissa Nagur	1	2	..	1	..	1	2	2	3	2	14
Dussa Nagur	2	..	1	1	..	1	1	..	6
Vissa Oswar ..	3	5	4	3	6	3	4	3	6	3	4	5	49
Dussa Oswar ..	5	3	6	5	4	7	5	6	8	4	6	7	66
Vissa Porwar	1	2	..	1	1	1	2	..	1	..	9
Dussa Porwar ..	2	1	..	2	3	2	2	2	1	1	2	2	20
Vissa Sorotia	1	..	1	..	1	1	..	4
Dussa Sorotia ..	1	1	1	1	..	2	1	1	..	8
Vissa Sreemalee ..	1	2	3	2	3	2	4	3	5	2	2	4	33
Dussa Sreemalee ..	2	3	5	4	2	3	2	5	4	2	3	5	40
Dussa Val	1	1	1	2	..	5
JAIN NAT.													
Females.													
Vissa Agur ..	1	2	2	1	2	8
Dussa Agur	1	1	..	1	3
Goojur	1	..	1	2	1	1	..	1	..	1	8
Vissa Jharola	1	1	2
Dussa Jharola	1	1	2
Kapool	3	3	2	3	3	2	2	4	2	3	2	2	33
Kurwa Koonbee	2	1	1	2	3	1	2	1	13
Lar	1	1	2
Vissa Lar	1	..	1	1	1	1	5
Lewa Koonbee	2	..	1	1	2	..	1	2	1	10
Misra	1	..	1	1	3
Mor	1	1	1	1	..	1	5
Vissa Mor	2	1	1	..	4
Dussa Mor	3	2	..	1	..	1	..	7
Vissa Nagur ..	1	2	..	1	2	1	..	1	1	..	9
Dussa Nagur	1	2	..	1	2	1	1	1	2	11
Vissa Oswar ..	3	5	3	2	2	3	4	2	3	2	4	3	36
Dussa Oswar ..	2	7	5	4	3	5	3	4	5	4	3	5	50
Vissa Porwar ..	1	..	1	..	2	4
Dussa Porwar	2	1	1	1	..	2	..	2	9
Vissa Sorotia	1	..	2	..	1	1	..	5
Dussa Sorotia ..	4	1	2	..	1	1	1	10
Vissa Sreemalee ..	3	2	2	4	2	3	2	4	3	4	2	3	34
Dussa Sreemalee ..	2	5	4	3	2	4	3	2	4	5	3	2	39
Dussa Val	1	1	1	3

MOOSULMAN RACES, <i>Males.</i>	February.	March.	April.	May.	June.	July.	August.	September.	October.	November.	December.	January, 1864.	Total.
Arab	6	9	5	3	2	5	3	2	7	5	9	7	63
Bora	7	5	8	7	9	11	8	7	9	8	13	15	107
Khoja	5	7	4	6	8	10	9	6	11	9	10	12	97
Memun	11	9	12	7	11	15	12	9	13	12	8	18	137
Moghul	2	4	2	1	2	3	1	1	2	2	3	2	25
Moosulman	25	35	31	18	20	22	19	16	20	18	31	45	300
Puthan	18	21	13	11	9	12	8	7	9	11	13	20	152
Shekh	105	125	137	120	128	162	137	119	123	110	123	179	1568
Syud	3	4	3	5	2	3	3	2	4	3	5	6	46
MOOSULMAN RACES, <i>Females.</i>	February.	March.	April.	May.	June.	July.	August.	September.	October.	November.	December.	January, 1864.	Total.
Arab	2	1	..	1	1	..	1	..	1	..	1	2	10
Bora	7	9	11	8	7	15	6	5	4	6	9	12	99
Khoja	9	11	13	7	9	13	10	8	9	7	11	9	116
Memun	14	11	17	13	8	7	9	7	10	9	8	11	124
Moghul	1	..	2	3	2	1	..	2	1	1	1	1	15
Moosulman	18	26	30	19	36	30	25	19	22	16	25	30	296
Puthan	11	9	12	8	13	7	6	5	6	8	10	12	107
Shekh	81	121	108	90	91	122	124	125	85	108	97	133	1285
Syud	2	1	2	1	4	2	1	2	2	1	2	2	22




ABSTRACT of the METEOROLOGICAL OBSERVATIONS supplied from the Bombay Observatory during the
Year beginning 1st February 1863.


	PRESSURE OF AIR. (Barometer 37½ feet above the mean sea level, and reduced to 32° Fahr.)			TEMPERATURE OF AIR IN THE SHADE.			HYGROMETRIC STATE OF AIR.			WIND.		RAIN AT COLABA.		RAIN AT BYCULLA.	
	Inches.			Degrees Fahr.			Dew Point. Degrees Fahr.			Humidity.		Inches.	On No. of Days.	Inches.	On No. of Days.
	Mean.	Mean Daily Range.	Absolute Range.	Mean.	Mean Daily Range.	Absolute Range.	Mean.	Mean Daily Range.	Absolute Range.	Mean.	Range of Daily Mean.				
February, 1863	29.882	.130	.251	76.2	16.2	28.6	62.8	14.3	31.8	.65	.24				
March898	.123	.223	79.0	11.8	21.1	68.6	6.1	18.7	.72	.22				
April746	.121	.204	83.7	11.5	17.2	74.3	5.5	14.5	.75	.15				
Quarter 1st ..	.822	.127	.426	75.6	13.2	23.6	68.6	8.6	36.4	.71	.30	.11	1		
May734	.103	.267	86.0	10.7	14.5	75.0	3.2	9.4	.71	.11	.03	2	.12	1
June696	.091	.269	82.5	7.4	17.4	76.7	3.2	6.8	.84	.26	23.41	23	31.44	23
July637	.081	.342	80.8	7.0	13.4	75.9	3.9	6.5	.86	.14	30.78	30	26.89	31
Quarter 2nd ..	.659	.092	.410	83.1	8.4	18.4	75.9	3.4	10.5	.80	.29	54.22	55	58.45	55
August698	.092	.322	79.6	6.7	11.0	75.3	2.4	5.8	.88	.11				
September767	.098	.295	79.5	8.8	13.0	74.3	3.7	7.6	.85	.24	10.60	27	13.35	26
October810	.118	.397	81.6	11.0	19.7	73.6	5.9	17.1	.78	.15	9.98	19	8.53	18
Quarter 3rd ..	.758	.103	.477	80.2	8.8	19.7	74.4	4.0	17.1	.84	.23	2.32	5		
November895	.121	.251	78.6	13.9	26.1	67.3	11.2	29.4	.71	.26				
December947	.118	.250	75.7	13.9	24.7	63.1	13.7	32.0	.67	.35				
January, 1864	.945	.121	.227	71.3	15.1	23.8	57.5	14.0	3.7	.64	.22				
Quarter 4th ..	.929	.120	.298	75.2	14.3	31.9	62.6	12.6	40.1	.67	.38				
YEAR.....	29.792	.110	.615	79.5	11.2	34.3	70.4	7.2	42.8	.76	.52	77.23	107	80.33	99

CUY'S
HOSPITAL
LIBRARY.

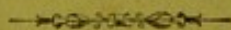








DEATHS
IN
B O M B A Y
DURING
1863.



Bombay:
PRINTED BY ORDER OF GOVERNMENT
AT THE EDUCATION SOCIETY'S PRESS, BYCULLA.
1864.