

Deaths in Bombay.

Contributors

Melvill, James Cosmo, Sir, 1792-1861
Coles, William Carey, 1817-1888
Guy's Hospital. Medical School
King's College London

Publication/Creation

Bombay : Bombay Education Society's Press, 1851-1867.

Persistent URL

<https://wellcomecollection.org/works/bq6he9pe>

License and attribution

This material has been provided by King's College London. The original may be consulted at King's College London.

This work has been identified as being free of known restrictions under copyright law, including all related and neighbouring rights and is being made available under the Creative Commons, Public Domain Mark.

You can copy, modify, distribute and perform the work, even for commercial purposes, without asking permission.



Wellcome Collection
183 Euston Road
London NW1 2BE UK
T +44 (0)20 7611 8722
E library@wellcomecollection.org
<https://wellcomecollection.org>

D E A T H S



IN

B O M B A Y

DURING

1860.



PRINTED, BY ORDER OF GOVERNMENT,
AT THE
EDUCATION SOCIETY'S PRESS, BYCULLA.

1861.



KING'S *College* LONDON

Library
Deaths in Bombay
1851-1867
GH HB1470. B65 DEA

200912667 2



KING'S COLLEGE LONDON

DECEMBER

1881

1881

1881

1881

D E A T H S

IN

B O M B A Y

DURING

1860.

PRINTED, BY ORDER OF GOVERNMENT,
AT THE
EDUCATION SOCIETY'S PRESS, BYCULLA.

1861.



602131
CM HB1470-865 DEH



CONTENTS.



REPORT FOR 1860 v

NUMERICAL TABLES FOR 1860 :—

I.	Causes of Death registered in different Months	3
II.	„ at different Ages among Boodhists and Jains	9
III.	„ „ „ Brahmuns	10
IV.	„ „ „ Lingaets and Bhatias	11
V.	„ „ „ Hindoos of other Castes	12
VI.	„ „ „ Hindoo Out-Castes	13
VII.	„ „ „ Moosulmans	14
VIII.	„ „ „ Parsees	15
IX.	„ „ „ Jews	16
X.	„ „ „ Native Christians	17
XI.	„ „ „ Indo-Europeans	18
XII.	„ „ „ Europeans	19
XIII.	„ „ „ Negro-Africans	20
XIV.	„ „ „ Other and Unknown Races	21
XV.	„ „ „ All Races and Castes	22
XVI.	Deaths from different Causes, arranged in Quarters	23
XVII.	Number and Proportion of Deaths from different Causes	24
XVIII.	„ „ „ Epidemic and Ordinary Causes	25
XIX.	Proportion of Male to Female deaths from different Causes	26
XX.	Number and Proportion of Deaths, in different Months, from different Causes	27
XXI.	Deaths in different Races and Castes, arranged in Quarters	28
XXII.	Number and Proportion of Deaths, from different Causes, in different Races and Castes	29
XXIII.	Proportion of Male to Female Deaths, in different Quarters, in different Races and Castes	30

TABLE	PAGE
XXIV. Deaths at different Ages, arranged in Quarters	31
XXV. Number and Proportion of Deaths, from different Causes, at different Ages	32
XXVI. Proportion of Male to Female Deaths, in different Quarters, at different Ages	33
XXVII. Number and Proportion of Deaths, from different Causes, in different Localities	34
XXVIII. Deaths at different Ages, in different Localities, among Males ..	35
XXIX. „ „ „ „ Females ..	36
XXX. „ „ „ „ Persons ..	37
XXXI. Deaths in different Localities among Males, arranged in Quarters ..	38
XXXII. „ „ Females, „ ..	39
XXXIII. „ „ Persons, „ ..	40
XXXIV. Deaths in different Races and Castes, in different Localities ..	41
XXXV. Deaths in different Occupations, from different Causes	42
XXXVI. „ „ „ arranged in Quarters	43
XXXVII. Still-born in different Races and Castes	44
XXXVIII. „ „ Localities	45
XXXIX. Number of Deaths and Still-born in various Hindoo Castes, Jain <i>Nat</i> , and Moosulman Races	46
XL. Abstract of Meteorological Observations	50

LIBRARY
HOSPITAL
SAND

THIRTEENTH MORTUARY REPORT.

FOR THE YEAR BEGINNING 1ST FEBRUARY 1860.

THE total number of deaths reported to have occurred in Bombay during the past year is, exclusive of Still-born, 14,148; of which 7,769 were of males, and 6,379 of females. This number is 441 less than last year, and 1,317 below the average of the last ten years. The proportion of male to female deaths is as 121·8 to 100, the average being 124.

2. The diminution of mortality has been observed in a nearly equal degree in both the epidemic and non-epidemic diseases. *Cholera* was fatal to 1,687 persons, which is considerably less than the usual average. The epidemic, which continued in full activity at the termination of the previous year, rapidly subsided after the month of April, and by the month of January 1861 had nearly disappeared. From *Small-pox* only 181 deaths occurred, the lowest number which has been recorded in any year since the commencement of the Registration. *Measles*, on the other hand, was unusually fatal, no less than 927 persons having fallen victims to it. A few cases had occurred in the three latter months of the previous year, and then, quickly increasing, the deaths reached a maximum in April, in which month they were no less than 332; the disease then subsided, and by September was nearly extinct. A similar and almost synchronous periodicity has been observed on former occasions. The epidemic was not so severe as in 1857, when it carried off 1,614, but with that exception it has been by far the most fatal outbreak of this disease yet recorded in Bombay.

3. As regards the localities visited by these epidemic diseases, it appears that Colaba has suffered disproportionately from *Cholera*, and in Girgaum and the Harbour the usual heavy mortality from this cause has been noted, while the crowded districts of the Market and Mandwee have been

comparatively exempt. Of the few cases of Small-pox the largest portion is contributed by the eastern districts of Mandwee and Oombhurkharee. Measles has been especially fatal in Dhobee-Tulao and Girgaum.

4. The reported deaths from *Fever* were 6,231, rather below the average, and less than in any year since 1852. In giving birth to the various forms of disease which are classed under this head, the Mandwee district maintains its pre-eminence, both absolutely in numbers, and proportionally to the causes of death by other diseases. Under diseases of the *Nervous* system 670 deaths are returned, which is rather above the average. Diseases of the *Respiratory* organs have been fatal to 989, and diseases of the *Alimentary* organs to 1,586, both numbers considerably above the average.

5. The numbers registered in the class of diseases comprehended under the head of *Cachexy and Debility* have been continually increasing since the Registration commenced, and in the last year reached 1,282, nearly three times as many as in 1850 and 1851. Of these, 1,142 are returned under the simple heading "Debility," and are mostly children less than 15 days old. As the total deaths under one month's age are only 1,455, by far the largest proportion are thus assigned to this most unsatisfactory cause. It is hardly possible that, if the deaths were properly certified, anything at all approaching to this number would be found under the head of Debility. In London the deaths under one year registered as from Debility do not exceed 12 per cent. of the whole, and there is no evident reason why the proportion should be greater here. Probably the Police are becoming more careless in making the requisite inquiries in these cases; for if the increase is not to be at least partly explained in this way, we should be led to the somewhat violent supposition that parents are becoming year by year less willing or less able to cherish their helpless offspring.

6. The proportion of deaths which occur in Bombay at the earlier ages, though large, is yet less than in most cities in Europe, and contrasts favourably with the largest and one of the most healthy, namely London. The following table will show the number, and proportion to the whole, of deaths under six years of age since 1850, compared biennially with each other, and with the deaths in London in 1858. The latter comparison is only approximate, as the periods employed in the registration are not exactly the same in London and Bombay.

Percentage Proportion of Deaths at early Ages to the Total Mortality.

	Under 1 month.	1 to 6 months.	6 months to 2 years.	3 to 6 years.	Total under 6 years.
Bombay, 1850-51.....	7.2	5.3	9.6	12.5	34.6
52-53.....	9.7	6.7	12.4	12.9	41.7
54-55.....	8.0	5.5	10.2	12.1	35.8
56-57.....	7.7	5.4	10.4	13.5	37.0
58-59.....	9.1	6.5	11.0	10.3	36.9
Ten years, 1850-59.....	8.3	5.9	10.7	12.3	37.2
1860.....	10.3	6.5	13.9	10.5	41.2
	Under 1 year.		1 to 2 years.	3 to 5 years.	Total under 5 years.
London, 1858.....	22.2		10.5	11.7	44.4

Thus, of the total deaths, those of children under 5 years of age in London exceed those under 6 years of age in Bombay by 7 per cent., and the disproportion is still greater at the earlier ages. In the absence of a Census it is impossible to decide how much of this difference is due to the excess of the deaths here at middle ages, which results from the concourse of adults from the districts in search of employment.

7. The proportion which the male bear to the female deaths at different ages is worthy of observation: it appears to differ from what is observed elsewhere in a way which requires explanation. It has been observed in Europe, where statistical facts are noted with accuracy, that in the early periods of life, and especially within the first year, the deaths of male children preponderate over those of female to an extent greatly in excess of the disproportion of the sexes at birth. After the second year the disproportion entirely ceases, and is, in fact, reversed,—the female deaths exceeding the male up to the age of puberty. During adolescence and middle life the male deaths are again in excess, owing to the exposure and the various hurtful influences which bear heavily on men as compared with women; while at advanced ages, from 60 onwards, the proportion of female deaths again becomes more numerous, as the female population now largely preponderates by reason of the previous heavy male mortality. An inspection of Table XXVI. will show that the same peculiarity to a great extent prevails here. Between the ages of 20 and 50, however, the proportion of male deaths is altogether excessive, reaching at times to 2 to 1 of the female deaths. This is owing in all probability to the large influx of able-bodied men of the middle and labouring classes at that period of life into Bombay.

8. The fact, however, to which attention has been chiefly drawn, is that in the first year of life the excess of male over female deaths is far less in Bombay than in Europe, notwithstanding that not only in the total mortality in Bombay is the disproportion of the sexes much greater, but the returns of births which, in spite of many imperfections, maintain in this respect a remarkable consistency from year to year, exhibit the like excess in nearly the same degree. The following table shows the relation of these numbers:—

	Proportion of male to 100 female deaths.				Proportion of male to 100 female births registered.
	Under 1 month.	Total under 6 months.	Total under 1 year.	Total under 2 years.	
Bombay, 1850-51.....	128·8	115·1	111·5	123·5
52-53.....	118·7	119·2	107·8	123·1
54-55.....	123·7	118·0	106·3	120·4
56-57.....	118·2	127·9	107·9	117·5
58-59.....	133·8	120·3	107·1	119·5
Ten years, 1850-59.....	124·7	120·2	108·1	121·0
1860	141·7	129·2	119·3
London, 1858	123·0	117·9	103·9
England, 1858	125·6	119·8	104·5

Thus, while the proportion of male to female births in London is pretty constant at about 104 to 100, and here, as far as the returns are to be trusted at 121 to 100, the deaths of males under two years in London* are as 118 to 100 females, but here only as 108 or a little upwards (for the proportion appears suddenly to have increased during the past year); whereas, if judged by the English scale of deaths, and with reference to the number of births here, the proportion of male to female deaths under 2 years of age in Bombay should be 137 to 100 instead of 108.

9. It may fairly be assumed that the mortality under the age of puberty will not be materially influenced by immigration or emigration, but that the proportionate mortality of the two sexes under that age will take effect upon the same proportion of births as that which prevails within the registration districts. The analysis has, therefore, been carried

* The extreme proportion observed in any part of England is 116 to 100, which occurs in only one small and exceptional district, Westmoreland.

upwards to the age of 14, and a comparison made between the different classes of the community. An abstract of the results is given below; the Jews, Negro-Africans, and Unknown Castes are omitted. The summary commences with the year 1853, when the present arrangement of the classes was finally adopted.

Proportion of Male to Female Deaths.

	Deaths under 2 years, 1853-60.		Males to 100 females.	Deaths from 2 to 14 years, 1853-60.		Males to 100 females.	Total deaths under 14 years, 1853-60.		Males to 100 females.	Total deaths at all ages, 1853-60.		Males to 100 females.	Males to 100 females born.
	M.	F.		M.	F.		M.	F.		M.	F.		
Bombay—													
Boodhists and Jains..	824	697	118.2	273	290	94.1	1097	987	111.2	3088	2149	143.7	..
Brahmins	358	306	117.0	173	205	84.4	531	511	103.9	1957	1124	174.1	..
Lingaets and Bhatias.	383	305	125.6	125	164	76.2	508	469	108.3	1243	1072	116.1	..
Hindoos of other castes.	8010	7651	104.7	5698	6103	93.4	13708	13754	99.7	33859	28268	119.8	..
Hindoo Out-castes, ...	1164	1106	105.2	746	795	93.8	1910	1901	100.5	3891	3376	115.2	..
All Hindoos	19739	10065	106.7	7015	7557	92.8	17754	17622	100.7	44038	35989	122.4	119.4
Moosulmans	3394	3071	110.5	2222	2315	96.0	5616	5386	104.3	14428	12540	115.1	124.6
Parsees	1274	1108	115.0	576	647	89.0	1850	1755	105.4	3246	3064	106.0	126.2
Native Christians	430	367	117.2	310	265	117.0	740	632	117.1	2544	1690	150.5	119.5
Indo-Europeans	76	60	126.7	58	40	145.0	134	100	134.0	243	188	129.3	114.4
Europeans	184	148	124.3	86	62	138.7	270	210	128.6	1678	403	416.4	110.6
London, 1858	11360	9634	118.0	5814	5757	101.0	17174	15391	111.6	32579	31514	103.4	104.5

10. It appears, then, that in the Hindoo races, while the proportion of males at birth is reported to be 119·4 to 100, the deaths under 14 years are only 100·7 to 100, and they are even below 100 in the great bulk of the Hindoo community, the Marathas; among the Moosulmans the births are 124·6 to 100, and the deaths 104·3; among the Parsees the births 126·2, the deaths 105·4; among the Native Christians the births 119·5, the deaths 117·1; among the Indo-Europeans the births 114·4, the deaths 134·0; and among the Europeans the births 110·6, and the deaths 128·6. In the Europeans, then, the proportion of the sexes at birth approximates to the English standard, but is somewhat in excess, and the deaths are proportionately in excess; in the Indo-Europeans the male births are larger, and the deaths are also larger; in the Native Christians the births are still larger, but the deaths fall below even the English standard; in the Moosulmans and Parsees the male births attain their maximum, but the deaths scarcely exceed the female; in the Hindoos the proportion of male births is the same as in the Native Christians, yet the deaths in both sexes are equal. If the Birth Returns are correct, the conclusion cannot be avoided, that in the three principal classes of the Native community some remarkable cause is at work, whereby the mortality of female children as compared with the males is increased nearly 40 per cent. beyond what is seen elsewhere, and that in the Native Christians the same cause operates, but in a greatly modified degree. Can these numbers be looked upon as indicating the relative values set upon male and female life in this city?

11. Again, assuming as being near the truth, that of all children born 40 per cent. die before the age of puberty, if we apportion the male and female deaths in the above ratios between the two sexes as they are numbered at birth, the result will show that in the native races a very large preponderance of males over females must exist at the age of puberty, quite independently of the increase made to this disproportion by immigration, while in the European races the sexes will be brought to an exact equality. The ratio of males to 100 females living at the age of 14 will be among the Hindoos 133·8, the Moosulmans 140·3, the Parsees 143·4, the Native Christians 116·9, the Indo-Europeans 103·1, and the Europeans 100·0. The disproportion of the sexes at birth has hitherto been held to have some significant relation to the greater expenditure of male life in the earlier periods of existence and in manhood; but if the facts which form the basis of the above

statistics are to be trusted, this theory will, with reference to the natives of this country, require modification. In default of the much to be desired census of the population, there are no means of verifying these results, but they are not without their value as suggestions to further inquiries.*

12. From *Leprosy* 54 deaths have occurred, which is above the average. Since the commencement of the Registration in 1848, 543 deaths from Leprosy have been recorded, of which 409 were males and 134 females; its occurrence, therefore, appears to be rather more than three times as frequent in the male sex as in the female. In the following table is shown the distribution of the deaths among the various castes and classes:—

	Asarcophagous Hindoos (Jains, Brahmuns, Bha- tias, &c.)	Sarcophagous Hindoos (Mara- thas, and Low castes.)	Mosulmans.	Parsees.	Jews.	Native Chris- tians.	Indo-Britons.	Europeans.	Negro-Africans and Unknown.	Total.
Deaths from Leprosy	13	450	77	13	..	26	1	..	4	543
Total Deaths per mille.....	79	570	245	47	4	34	4	14	3	1000

13. Proportionally to the total deaths, Leprosy is most prevalent among the Native Christians, next among the Marathas and low-caste Hindoos, particularly the latter; then follow the Mussulmans, the Parsees, the vegetable feeding Hindoos, viz., the Jains, Brahmuns, Lingaets, and Bhatias. One case is recorded in an Indo-Briton, and two in Negro-Africans; Jews and Europeans have been exempt from the disease. In attempting to trace a connection between the disease and occupation, it was found that the deaths occurred in no less than 38 different classes of occupation. The highest numbers were in the following order: Beggars and Vagrants 167, Labourers 92, Fishermen, &c. 40, Agriculturists, &c. 27, Workers, &c. in Wood 23, Domestic Servants and Barbers 20, Writers, Accountants, &c. 17, Workers, &c. in Stone 13, Liquor-sellers and Bhundharees 11, Bheestees and Bullock

* With the view of ascertaining how far the disproportion of the sexes at birth among Europeans in this country, given in the text, is due to the influence of climate, and in some degree of verifying the Birth Returns themselves, inquiry was made through the Military Fund Office as to the births among the Officers of the Army. It was found that among the subscribers to the Fund in the Bombay Army there have occurred in India, during the last 30 years, from 1831 to 1860 inclusive, 2,399 live births, of which 1,218 were of males, and 1,181 of females, being in the proportion of 103·1 to 100, which coincides very closely with the English rate. The Bombay Birth Returns, therefore, remain as anomalous as before.

Drivers, 11. Probably most of those who are returned as Vagrants and Beggars had been reduced to that condition as a consequence of the disease, so that no deduction as to its cause can be drawn from the large numbers so given. The frequency of the disease in the class concerned in the catching and selling of fish is very remarkable, especially as this class contributes but in a trifling proportion to the general mortality. This serves strongly to confirm the opinion long entertained that an inordinate use of fish tends to produce the disease, for the other classes which suffer the most are also those which use fish largely, not always in the freshest condition; and it is interesting in connection with the fact of the prevalence of a very similar disease, notwithstanding the great difference of climate, in those countries of Europe where the poorer population feed the most largely upon fish, viz. Norway and the Shetland Isles, the Faroe Isles and Iceland.

14. The ages at which death occurred are shown in the following table:—

	Under 1 year.	7 to 13 years.	14 to 24.	25 to 34.	35 to 44.	45 to 54.	55 to 64.	65 to 74.	75 and upwards.	Total.
Deaths from Leprosy.	2	21	107	142	118	78	52	14	9	543

The two entries under 1 year are probably erroneous. The mortality commences a little before puberty, reaches its maximum about 30, and then gradually declines. Some of the entries are above 80 years of age, but little dependence can be placed here upon statements of extreme old age.

15. 173 deaths are attributed to *Accident and Violence*, which is scarcely above the average; of these 67 were drowned—12 in the sea, and 55 in tanks, wells, and quarries; 7 were burnt to death; 8 died from injuries received from vehicles or horses; 5 from railway accidents; by falls 24, of which 5 were on ship-board, and 2 from palm-trees; 6 by falling earth or rock in excavating; by hanging 6, 1 by judicial sentence, the remainder suicidal; 5 from excessive drinking, and 10 by poisoning; 3 from snake-bite, 1 from starvation, and 4 from gunshot or incised wounds.

16. Of the total number who died, 7,604 were born in Bombay, 6,828 elsewhere, and 77 in unknown localities. The families of 3,107 belonged to Bombay, of 11,325 elsewhere, and of 77 to unknown countries. 9,400 bodies were buried, 4,230 burnt, and 879 exposed.

17. The written reports were 1,831 in number, or 12·6 per cent. of the whole; the number appears rather to diminish than to increase. Medical Practitioners are, perhaps, not all aware that blank forms of report may be obtained to any extent required from the Police, nor how materially they may aid the suggestions towards sanitary improvements and the other objects which are had in view in the collection of mortuary statistics, by providing the friends of the deceased in all cases with a written report of the cause of death.

18. The Still-born were 361,—238 males and 123 females, being in the proportion of 193·5 males to 100 females. This excess is unprecedentedly large.


19. The Meteorological Observations show the year to have been one of rather more than usual equability. The mean barometric pressure was 29·793 inches, which is lower than last year; the mean range ·111, and the extreme range ·643. The mean temperature was 80·2°, which is the average,—the mean daily range 10·7°, the absolute range 31·2°, both somewhat less than usual. The mean dew-point was 72·5°, ·5° above the average, and the mean humidity 79 per cent. 61·6 inches of rain fell at Colaba on 96 days; the quantity of rain and the number of rainy days being rather below the average. The wind blew as usual a mean of 19½ hours from the sea, and 4½ from the land.* With the view of ascertaining, if possible, whether any connection can be traced between the direction of the wind and the occurrence of disease, a table of the azimuth of the wind in each month of the year has been set out, together with a Diagram illustrating the general azimuth of the wind throughout the year. Comparative observation of the results for some years will be necessary before deciding whether the direction of the wind does in any way affect the general health.

20. In the present Returns, Table XXVII., of the number of deaths in different localities from different causes, has been omitted, as all the information it contains is embodied in the succeeding table, now numbered XXVII.

ROBERT HAINES, M.B.,
Superintendent of Mortuary Returns.

Bombay, 3rd September 1861.

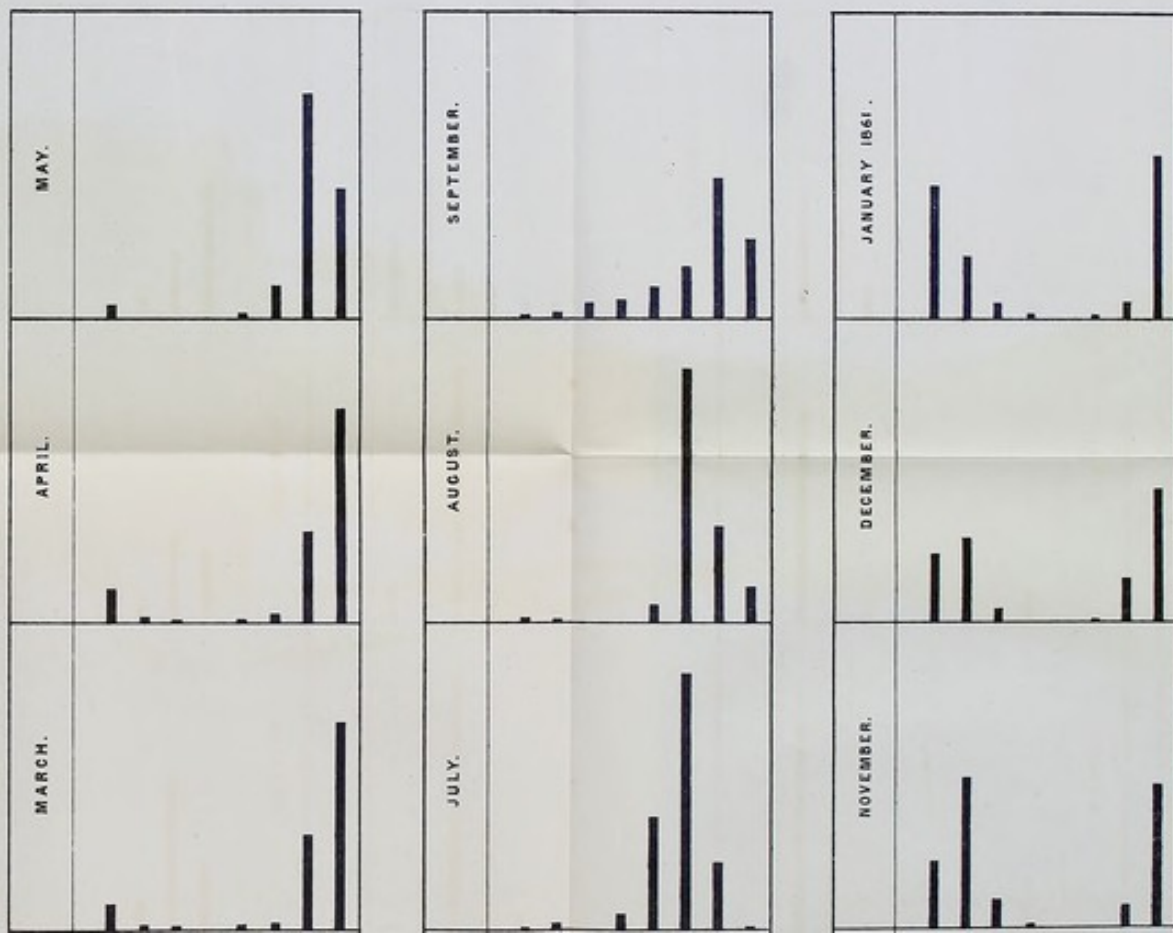
* In consequence of a misreading of the Meteorological Returns for 1859, the abstract of which formed Table XL. in the Mortuary Report for the last year, the mark "0," intended for "ditto," having been taken to represent 0,—the wind results are given incorrectly. The corrected abstract shows a mean sea-breeze of 20 hours, and a land-breeze of 4 hours, instead of 18½ and 5½.






MONTHLY AZIMUTH OF THE WIND.

The length of the thick strokes indicates the number of hours of Wind.




SCALE 350 HOURS TO ONE INCH.



MONTHLY SUMMARY

MONTHLY SUMMARY		MONTHLY SUMMARY	
DATE	DESCRIPTION	DATE	DESCRIPTION
1	...	1	...
2	...	2	...
3	...	3	...
4	...	4	...
5	...	5	...
6	...	6	...
7	...	7	...
8	...	8	...
9	...	9	...
10	...	10	...
11	...	11	...
12	...	12	...
13	...	13	...
14	...	14	...
15	...	15	...
16	...	16	...
17	...	17	...
18	...	18	...
19	...	19	...
20	...	20	...
21	...	21	...
22	...	22	...
23	...	23	...
24	...	24	...
25	...	25	...
26	...	26	...
27	...	27	...
28	...	28	...
29	...	29	...
30	...	30	...
31	...	31	...



NUMERICAL TABLES.

THE JOURNAL OF THE

I.

CLASSIFICATION OF CAUSES OF DEATH.

- I. Cholera.
- II. Small-pox.
- III. Measles.
- IV. Fever.
- V. Disease of the Nervous System.
- VI. " " Vascular System.
- VII. " " Respiratory System.
- VIII. " " Alimentary System.
- IX. " " Urinary System.
- X. " " Sexual System and Child-bearing.
- XI. " " Locomotive and Tegumentary System.
- XII. Cachexy and Debility.
- XIII. Leprosy, Tubercular and Articular.
- XIV. Dropsy.
- XV. Accident and Violence.
- XVI. Other and Unknown Causes.

CAUSES OF DEATH among all RACES and CASTES, registered during the Year, beginning 1st February 1860.

CLASSES.	CAUSES OF DEATH.	February.	March.	April.	May.	June.	July.	August.	September.	October.	November.	December.	January 1861.	Total.
I	Cholera	332	396	321	163	107	89	128	51	47	29	9	15	1687
II	Small-pox	15	49	28	21	12	5	5	3	2	3	6	32	181
III	Measles	54	210	326	203	81	23	9	5	1	..	1	4	917
	" and brain, inflammation of	1	1
	" " bronchitis	2	2
	" " convulsion	1	1
	" " dysentery	1	1
	" " gangrene of mouth	1	1
	" " pneumonia	2	1	3
	" " pulmonary and hepatic congestion	1	1
IV	Fever	384	476	481	395	300	218	261	249	311	331	389	393	4188
	" and anasarca	1	1	4	6	3	4	7	9	5	3	..	12	55
	" " asthma	5	2	2	2	1	12
	" " bowel complaint	1	1
	" " bronchitis	1	1	..	2
	" " cerebral affection, head symptoms	8	7	..	4	1	1	3	3	4	12	4	6	53
	" " colic	2	..	1	6	1	..	1	11
	" " convulsion	3	6	9	..	12	16	9	3	7	1	1	..	67
	" " cough	86	108	63	85	63	65	55	38	36	49	72	82	802
	" cough, and anasarca	1	1
	" and diarrhoea	33	85	59	50	45	53	30	40	24	43	37	50	549
	" diarrhoea, and anasarca	1	1
	" " " cough	2	2
	" and dysentery	8	6	11	5	5	2	3	7	4	4	4	2	61
	" " jaundice	1	1	2
	" " liver complaint	5	1	1	4	3	4	3	21
	" " palsy	1	1
	" " respiratory disease	28	24	14	18	17	23	17	21	36	34	17	32	281
	" " rheumatism	1	1	2
	" " worms	4	4

CLASSES.	CAUSES OF DEATH.	February.	March.	April.	May.	June.	July.	August.	September.	October.	November.	December.	January 1861.	Total.
	Fever, continued	1	1	1	1	1	5
	" " and coma	1	1	2
	" intermittent	1	1	4	1	7
	" " and brain, hypertro- phy of	1	1
	" remittent	9	5	5	7	3	3	3	8	2	7	12	5	60
	" " and bronchitis	1	..	1	2
	" " " cerebral affection, head symptoms.	1	2	1	1	2	1	2	..	2	12
	" " " diarrhoea	1	1
	" " " jaundice	1	2	1	1	1	1	7
	" " " pneumonia	2	2	2	..	1	1	..	8
	" " pulmonary and intesti- nal disease	1	1
V	Apoplexy.....	3	1	5	5	4	1	2	1	1	1	24
	" and paralysis	1	1
	Brain, disease of.....	2	1	1	..	1	..	5
	" congestion of	1	1	2
	" tumour of	1	1
	Convulsion	23	14	13	22	10	23	22	22	16	17	8	18	208
	Delirium tremens	1	2	3
	Encephalitis	1	1	2
	Epilepsy	1	1
	Fits	1	1	2
	Hydrocephalus, acute, and diarrhoea	1	1
	Hydrophobia	2	2
	Meningitis	1	1
	Paralysis—palsy	11	5	10	10	6	6	1	3	4	6	15	5	82
	" general	1	1	2
	" hemiplegia	1	1	2	1	..	4	1	..	3	13
	" paraplegia	2	2
	" and asthma	1	1
	" " diarrhoea	1	1
	" " hepatitis.....	1	1
	Tetanus, lock-jaw	16	28	19	32	23	13	18	22	26	32	27	25	281
	" idiopathic, duration 2 days..	2	2
	" " " 3 " ..	1	1	2
	" " " 4 "	1	1	1
	" " " 4½ "	1
	" " " 6 "	1	1
	" traumatic, arm, wound of, ac- cession after 11 days, dura- tion 3 days	1	1
	" " " accession after 3 days, duration 5 days	1	1
	" " fore-arm, contused wound of, accession after 3 days, duration 5 days	1	3	5	3	2	1	1	..	16
	" " " from guinea-worm	1	3	5	3	2	1	1	1
	" " " finger, injury of, accession after () days, duration 4 days	1	1
	" " " fracture of, accession after 7 days, duration 8 days..	1	1
	" " " from rat-bite	1	1
	" " " ulcer, accession after several days, dura- tion 28 days.....	1	1
	" " " " duration 7 days.	1	1
	" " " syphilitic ulcer, du- ration 4 days	1	1
	Trismus nascentis	1	1	2
VI	Anæmia and dropsy	1	1	2
	Aneurism	1	1
	" of the aorta	1	1	..	2
	" " and dysentery.....	2	2
	Angina pectoris	1	1
	Blood-vessel, bursting of	1	1

CLASSES.	CAUSES OF DEATH.	February.	March.	April.	May.	June.	July.	August.	September.	October.	November.	December.	January 1861.	Total.
VII	Endocarditis	1	1
	Heart, disease of	2	..	2	1	1	..	2	3	..	2	3	16
	" " " and anasarca	1	1
	Heart's valves, disease of	1	1	1	1	2	2	1	1	10
	Pericarditis	1	1	2
	" and synovitis	1	1
	" general dropsy and cachexia	1	1
	Pyæmia	1	1	2
	Asthma	9	2	4	6	3	1	..	2	3	1	4	5	40
	" and diarrhœa	1	1
	" dysentery	1	1
	Bronchitis	1	1	1	3
	" and scurvy	1	1
	" acute	1	..	1	1	1	2	..	6
	" " and convulsion	1	..	1
	" " " parotitis	1	1
	" chronic	1	1	1	1	1	1	2	..	8
	" general	1	2	1	..	4
	" " and heart symptoms	1	1
	Catarrh and cough	1	1
	Chest, affection of	1	1
	Cough	16	23	12	23	10	6	6	10	12	7	18	16	159
	" and diarrhœa	1	1	2
	" " fever	1	1
	Emphysema	1	1	2
	Hæmoptysis	2	2
	Whooping cough	1	1	1	3
	" " and bronchitis, acute	1	1
	Laryngitis	1	2
	" chronic	1	1
	Lung, disease of	1	1
	" congestion of	1	1
	" inflammation of	4	1	..	1	1	8
	Phthisis pulmonalis, consumption	27	20	24	26	14	35	26	29	24	28	16	31	300
	" and affection of liver	1	1
	Pleuritis	1	..	1	2
	" and emphysema	2	2
	Pleuro-pneumonia	1	1
	Pneumonia	2	3	3	2	4	2	..	1	4	2	4	27
	" and gangrene of lung	1	1
	" " pericarditis	1	1
	Pulmonary œdema	1	1
	Respiratory disease	49	49	39	37	18	21	26	24	21	36	44	36	400
	" " and diarrhœa	1	1
VIII	Aphthæ	1	1
	Bowel complaint	1	1	1	1	2	2	3	1	1	5	18
	Bowels, inflammation of	2	1	1	3	7
	Colic	2	4	..	3	5	3	2	4	5	1	..	3	32
	Constipation	1	1
	Diarrhœa	51	58	60	65	48	67	58	35	51	48	52	65	658
	" and anasarca	1	1
	" " convulsion	1	1
	" " cough	1	1	1	..	4
	" " fever	1	1
	" fever and cough	1	1
	" chronic	2	..	1	2	5
	" and atrophy	1	..	1
	Diphtheria	1	1
	Dysentery	25	18	23	19	12	27	27	13	5	18	13	17	217
	" and anasarca	1	1
	" " fever	2	1	3
	" fever and head symptoms	1	1
	" and peritonitis	1	1
	" acute	5	4	6	6	..	3	6	1	3	4	3	7	48
	" chronic	18	16	13	20	12	20	20	16	18	20	18	17	208
	Dyspepsia	1	1
	Enteritis	1	1
	Gastritis, acute	1	1

CLASSES.	CAUSES OF DEATH.	February.	March.	April.	May.	June.	July.	August.	September.	October.	November.	December.	January 1861.	Total.
	Gastritis, chronic, and rheumatism	1	1
	Hepatic abscess, abscess of liver	1	1	2
	" not discharged	2	1	1	3	1	1	1	1	..	3	7	1	22
	" discharged through lung	1	1
	" " and dysentery	1	..	1
	Hepatitis	1	1	2
	" and dysentery	1	1
	" acute	2	..	2	..	1	..	2	1	1	1	10
	" " jaundice, and head symp- toms	2	2
	" chronic	2	1	1	..	1	1	..	6
	" " fever, and head symp- toms	1	1
	" " and phthisis pulmo- nalis	1	1
	Hernia, strangulated	1	1	2
	Jaundice, icterus	2	1	1	..	1	..	1	6
	Liver, hepatic disease, complaint	18	20	20	8	17	7	7	17	20	18	16	24	192
	" cirrhosis of	1	1
	" " " and ascitis	1	1
	" " " " dropsy	1	1
	" " " " hepatitis, chro- nic	1	1	1	3
	" inflammation and dysentery	1	1
	Parotitis	1	1
	Peritonitis	1	2	1	..	4
	" chronic	1	..	1	2
	Pile	1	..	2	1	..	2	6
	Stomach, ulceration of	1	1
	Stomatitis	1	1	..	2
	Tabes mesenterica	1	2	3
	" " and hepatitis	1	1
	Throat, ulceration of	1	1
	Worms	6	10	20	9	16	7	7	5	..	4	7	3	94
IX	Bladder, inflammation of	1	1
	Bright's disease of kidney	2	3	..	1	1	1	8
	Calculus vesicæ	1	1
	Cystitis	1	1
	Gravel	1	1
	Kidney, inflammation of	1	1
	Stricture of urethra, extravasation of urine	1	1	2	1	1	6
X	Abortion, miscarriage	1	1	2
	Child-birth, parturition	1	1	4	..	1	1	8
	Puerperal disease	1	1
	" convulsion	1	1	1	1	..	1	1	6
	" cough	1	1	2
	" diarrhoea	1	1	2
	" fever	2	1	1	..	3	4	..	1	..	12
	" peritonitis	1	..	1
	" tetanus, soon after delivery	1	1
	" " 1 day after delivery ..	1	1	..	3	1	1	..	7
	" " 2 " " " " " " " " " "	1	1	1	..	1	4
	" " 3 " " " " " " " " " "	1	2	1	..	1	5
	" " 4 " " " " " " " " " "	1	1	3
	" " 5 " " " " " " " " " "	3	1	1	1	2	1	9
	" " 6 " " " " " " " " " "	2	1	1	1	1	6
	" " 7 " " " " " " " " " "	1	1	1	3
	" " 8 " " " " " " " " " "	1	1	2	2	1	..	1	1	..	1	10
	" " 9 " " " " " " " " " "	1	1	2	4
	" " 10 " " " " " " " " " "	2	2	..	4
	" " 11 " " " " " " " " " "	1	..	1	1	..	3
	" " 12 " " " " " " " " " "	1	1	2
	" " 13 " " " " " " " " " "	2	2
	" " 15 " " " " " " " " " "	1	2	3
	" " 16 " " " " " " " " " "	2	..	2
	" " 29 " " " " " " " " " "	1	..	1
	Uterus, disease of	1	..	1	2

CLASSES.	CAUSES OF DEATH.	February.	March.	April.	May.	June.	July.	August.	September.	October.	November.	December.	January 1861.	Total.
XI	Abscess	1	1	1	1	4
	Bubo	1	1	2
	Carbuncle	2	3	2	1	8
	Caries, of skull	1	1
	" " shoulder-joint.....	1	1
	" " vertebrae	2	2
	Cheek, disease of	1	1
	Dracunculus, guinea-worm	1	1	1	1	..	2	8	5	3	2	3	2	29
	Erysipelas, idiopathic	1	..	1	1	2
	" " phlegmonous	1	1	1	3
	External ear, disease of.....	1	1	2
	Knee-joint, disease of	2	1	1	1	5
	Ulcer	1	4	2	3	..	2	2	1	1	2	18
	" " sloughing	2	3	1	3	9
	" " and dysentery	1	1
	Atrophia	2	..	1	1	1	1	6
XII	Cachexia	4	4	2	4	2	3	3	3	3	5	4	6	43
	Cancer	1	1
	" of breast	1	1
	" " penis	1	1
	" " tongue	1	1
	Debility	52	62	65	91	104	119	120	123	128	102	91	85	1142
	" congenital	1	1	2
	" general	1	2	..	2	1	1	..	1	1	..	9
	Gangrene	1	1	..	1	..	1	4
	" of face	1	1	2
	Malignant ulcer of mouth.....	1	1
	Marasmus	1	1	2
	Premature birth	1	..	1	2
	Rheumatism	1	1	1	1	5	9
	" and dysentery.....	1	1
	Scirrhus of jaw	1	1
	Scorbutus, scurvy	5	1	4	1	1	4	3	1	1	21
	" " diarrhoea	1	1
	Scorbutic cachexia.....	1	1
	" ulcer	1	3	1	1	..	6
	Scrofula	3	2	2	2	..	5	3	..	1	..	1	19
	Syphilis	1	1
	" consecutive, secondary.....	1	..	1	1	4
	Syphilitic cachexia, fever, and bronchitis	1	..	1
XIII	Leprosy	4	2	9	2	7	8	4	8	5	..	1	4	54
XIV	Anasarca	5	5	6	5	4	4	2	1	2	1	4	1	40
	Ascites	1	1	..	1	4
XV	Dropsy	6	6	2	6	2	3	8	3	4	1	6	8	55
	" general	1	1
	By blow from cart-pole, rupture of spleen	1	..	1
	" " " iron crank, injury of brain	1	1
	" " " stone, fracture of skull	1	1
	Burn	2	1	1	1	2	..	7
	By cart, carriage, buggy, run over, crushed	1	1
	" " " fracture of skull	1	1
	" " " rupture of spleen.....	1	1
	" " knocked down, rupture of intestine	1	1
	" " upsetting, crushed	1	1
	" cotton machine, fracture of arm	1	1
	Drowning in ditch, found drowned	1	2	3
	" " quarry hole, accidental ..	1	1
	" " " found drowned	1	..	1	1	1	4
	" " " in sea, accidental	1	3	1	5
	" " " found drowned.....	2	..	1	1	1	1	1	7
	" " " tank, accidental	1	1	1	1	..	1	1	6
	" " " homicidal.....	1	1
	" " " found drowned.....	1	2	2	3	4	3	1	2	..	18
	" " " well, accidental	1	1	1	3	6
	" " " suicidal.....	1	..	1	1	3

CLASSES.	CAUSES OF DEATH.	February.	March.	April.	May.	June.	July.	August.	September.	October.	November.	December.	January 1861.	Total.
	Drowning in well, found drowned	3	..	2	2	1	1	1	3	..	13
	By fall, fracture of skull	2	1	..	1	..	1	5
	" " concussion of brain	2	2
	" " from horse, compression of brain	1	1
	" " " house, fracture of skull	1	..	2	3
	" " " injury of head	1	1	2
	" " " palm-tree, killed	1	1
	" " " concussion of brain	1	1
	" " " terrace, concussion of brain	1	1
	" " " injury of head during delirium	1	1
	" " " wall, concussion of brain ..	1	1
	" " into well, compression of brain	1	1
	" " on shipboard, concussion of brain	1	1
	" " " " fracture of skull	1	..	1	..	2
	" " " " fracture of leg	1	1
	" " " " killed	1	1
	" " falling bar from capstan, fracture of clavicle	1	1
	" " cotton bale, lacerated wound	3	3
	" " earth in quarry, suffocated	1	1
	" " house, crushed	1	5	1	7
	" " " fracture of skull	2	2
	" " " compound fracture of leg	1	1
	" " iron-roller, crushed	1	1
	" " machine, fracture of skull	1	..	1
	" " mast and capstan, crushed	1	1
	" " rock, crushed	1	2	3
	" " stone, crushed	1	1
	" " " fracture of pelvis	1	..	1
	Hanging by judicial sentence	1	1
	" " " suicidal	1	1	1	1	..	1	5
	Head, injury of, cause unknown	1	..	1	1	3
	By horse, kicked on stomach	1	1
	" " knocked down, internal injury	1	1
	Poisoning, alcoholic, excessive drinking	2	1	1	4
	" " " apoplexy	1	1
	" " by arsenic, accidental	1	1	2
	" " " suicidal	1	1
	" " " unknown	2	2
	" " " narcotic	1	..	1
	" " " opium, suicidal	2	1	3
	" " sulphate of copper, suicidal	1	1
	Railway train, crushed	1	..	1	2
	" " " fracture of skull	1	1	2
	" " " knocked down, injury of leg, gangrene	1	1
	Snake-bite	1	2	3
	Starvation	1	1
	Want of breast-milk	1	2	1	4
	Wound, gunshot	1	1
	" " incised, cut throat, suicidal	2	2
	" " of abdomen, peritonitis, homicidal	1	1
XVI	Found dead	1	2	1	..	3	..	7
	Old age	1	1
	Natural death	1	1
	Unknown	1	2	1	4

VIII.

CAUSES of DEATH, at different Ages, among PARSEES, during the Year beginning 1st February 1860.

MALES.										FEMALES.										PERSONS.																																																																																																																																																																																																																																																																																																																																																																																																																																																																																																																																																																																																																																																																																																																																																																																																																																																																																																																																																																																																																																																																																																																																																																																																																																																																																																																																															
	Days.			Months.			Years.					Days.			Months.			Years.					Days.			Months.			Years.																																																																																																																																																																																																																																																																																																																																																																																																																																																																																																																																																																																																																																																																																																																																																																																																																																																																																																																																																																																																																																																																																																																																																																																																																																																																																																																																						
	0	1	2	3	4	5	6	7	8	9		10	11	12	13	14	15	16	17	18	19		20	21	22	23	24	25	26	27	28	29	30	31																																																																																																																																																																																																																																																																																																																																																																																																																																																																																																																																																																																																																																																																																																																																																																																																																																																																																																																																																																																																																																																																																																																																																																																																																																																																																																																																	
Cholera	0	16	1	7	2	5	7	10	14	25	35	45	55	65	75	85	95	105	115	125	135	145	155	165	175	185	195	205	215	225	235	245	255	265	275	285	295	305	315	325	335	345	355	365	375	385	395	405	415	425	435	445	455	465	475	485	495	505	515	525	535	545	555	565	575	585	595	605	615	625	635	645	655	665	675	685	695	705	715	725	735	745	755	765	775	785	795	805	815	825	835	845	855	865	875	885	895	905	915	925	935	945	955	965	975	985	995	1005	1015	1025	1035	1045	1055	1065	1075	1085	1095	1105	1115	1125	1135	1145	1155	1165	1175	1185	1195	1205	1215	1225	1235	1245	1255	1265	1275	1285	1295	1305	1315	1325	1335	1345	1355	1365	1375	1385	1395	1405	1415	1425	1435	1445	1455	1465	1475	1485	1495	1505	1515	1525	1535	1545	1555	1565	1575	1585	1595	1605	1615	1625	1635	1645	1655	1665	1675	1685	1695	1705	1715	1725	1735	1745	1755	1765	1775	1785	1795	1805	1815	1825	1835	1845	1855	1865	1875	1885	1895	1905	1915	1925	1935	1945	1955	1965	1975	1985	1995	2005	2015	2025	2035	2045	2055	2065	2075	2085	2095	2105	2115	2125	2135	2145	2155	2165	2175	2185	2195	2205	2215	2225	2235	2245	2255	2265	2275	2285	2295	2305	2315	2325	2335	2345	2355	2365	2375	2385	2395	2405	2415	2425	2435	2445	2455	2465	2475	2485	2495	2505	2515	2525	2535	2545	2555	2565	2575	2585	2595	2605	2615	2625	2635	2645	2655	2665	2675	2685	2695	2705	2715	2725	2735	2745	2755	2765	2775	2785	2795	2805	2815	2825	2835	2845	2855	2865	2875	2885	2895	2905	2915	2925	2935	2945	2955	2965	2975	2985	2995	3005	3015	3025	3035	3045	3055	3065	3075	3085	3095	3105	3115	3125	3135	3145	3155	3165	3175	3185	3195	3205	3215	3225	3235	3245	3255	3265	3275	3285	3295	3305	3315	3325	3335	3345	3355	3365	3375	3385	3395	3405	3415	3425	3435	3445	3455	3465	3475	3485	3495	3505	3515	3525	3535	3545	3555	3565	3575	3585	3595	3605	3615	3625	3635	3645	3655	3665	3675	3685	3695	3705	3715	3725	3735	3745	3755	3765	3775	3785	3795	3805	3815	3825	3835	3845	3855	3865	3875	3885	3895	3905	3915	3925	3935	3945	3955	3965	3975	3985	3995	4005	4015	4025	4035	4045	4055	4065	4075	4085	4095	4105	4115	4125	4135	4145	4155	4165	4175	4185	4195	4205	4215	4225	4235	4245	4255	4265	4275	4285	4295	4305	4315	4325	4335	4345	4355	4365	4375	4385	4395	4405	4415	4425	4435	4445	4455	4465	4475	4485	4495	4505	4515	4525	4535	4545	4555	4565	4575	4585	4595	4605	4615	4625	4635	4645	4655	4665	4675	4685	4695	4705	4715	4725	4735	4745	4755	4765	4775	4785	4795	4805	4815	4825	4835	4845	4855	4865	4875	4885	4895	4905	4915	4925	4935	4945	4955	4965	4975	4985	4995	5005	5015	5025	5035	5045	5055	5065	5075	5085	5095	5105	5115	5125	5135	5145	5155	5165	5175	5185	5195	5205	5215	5225	5235	5245	5255	5265	5275	5285	5295	5305	5315	5325	5335	5345	5355	5365	5375	5385	5395	5405	5415	5425	5435	5445	5455	5465	5475	5485	5495	5505	5515	5525	5535	5545	5555	5565	5575	5585	5595	5605	5615	5625	5635	5645	5655	5665	5675	5685	5695	5705	5715	5725	5735	5745	5755	5765	5775	5785	5795	5805	5815	5825	5835	5845	5855	5865	5875	5885	5895	5905	5915	5925	5935	5945	5955	5965	5975	5985	5995	6005	6015	6025	6035	6045	6055	6065	6075	6085	6095	6105	6115	6125	6135	6145	6155	6165	6175	6185	6195	6205	6215	6225	6235	6245	6255	6265	6275	6285	6295	6305	6315	6325	6335	6345	6355	6365	6375	6385	6395	6405	6415	6425	6435	6445	6455	6465	6475	6485	6495	6505	6515	6525	6535	6545	6555	6565	6575	6585	6595	6605	6615	6625	6635	6645	6655	6665	6675	6685	6695	6705	6715	6725	6735	6745	6755	6765	6775	6785	6795	6805	6815	6825	6835	6845	6855	6865	6875	6885	6895	6905	6915	6925	6935	6945	6955	6965	6975	6985	6995	7005	7015	7025	7035	7045	7055	7065	7075	7085	7095	7105	7115	7125	7135	7145	7155	7165	7175	7185	7195	7205	7215	7225	7235	7245	7255	7265	7275	7285	7295	7305	7315	7325	7335	7345	7355	7365	7375	7385	7395	7405	7415	7425	7435	7445	7455	7465	7475	7485	7495	7505	7515	7525	7535	7545	7555	7565	7575	7585	7595	7605	7615	7625	7635	7645	7655	7665	7675	7685	7695	7705	7715	7725	7735	7745	7755	7765	7775	7785	7795	7805	7815	7825	7835	7845	7855	7865	7875	7885	7895	7905	7915	7925	7935	7945	7955	7965	7975	7985	7995	8005	8015	8025	8035	8045	8055	8065	8075	8085	8095	8105	8115	8125	8135	8145	8155	8165	8175	8185	8195	8205	8215	8225	8235	8245	8255	8265	8275	8285	8295	8305	8315	8325	8335	8345	8355	8365	8375	8385	8395	8405	8415	8425	8435	8445	8455	8465	8475	8485	8495	8505	8515	8525	8535	8545	8555	8565	8575	8585	8595	8605	8615	8625	8635	8645	8655	8665	8675	8685	8695	8705	8715	8725	8735	8745	8755	8765	8775	8785	8795	8805	8815	8825	8835	8845	8855	8865	8875	8885	8895	8905	8915	8925	8935	8945	8955	8965	8975	8985	8995	9005	9015	9025	9035	9045	9055	9065	9075	9085	9095	9105	9115	9125	9135	9145	9155	9165	9175	9185	9195	9205	9215	9225	9235	9245	9255	9265	9275	9285	9295	9305	9315	9325	9335	9345	9355	9365	9375	9385	9395	9405	9415	9425	9435	9445	9455	9465	9475	9485	9495	9505	9515	9525	9535	9545	9555	9565	9575	9585	9595	9605	9615	9625	9635	9645	9655	9665	9675	9685	9695	9705	9715	9725	9735	9745	9755	9765	9775	9785	9795	9805	9815	9825	9835	9845	9855	9865	9875	9885	9895	9905	9915	9925	9935	9945	9955	9965	9975	9985	9995	10005	10015	10025	10035	10045	10055	10065	10075	10085	10095	10105	10115	10125	10135	10145	10155	10165	10175	10185	10195	10205	10215	10225	10235	10245	10255	10265	10275	10285	10295	10305	10315	10325	10335	10345	10355	10365	10375	10385	10395	10405	10415	10425	10435	10445	10455	10465	10475	10485	10495	10505	10515	10525	10535	10545	10555	10565	10575	10585	10595	10605	10615	10625	10635	10645	10655	10665	10675	10685	10695	10705	10715	10725	10735	10745	10755	10765	10775	10785	10795	10805	10815	10825	10835	10845	10855	10865	10875	10885	10895	10905	10915	10925	10935	10945	10955	10965	10975	10985	10995	11005	11015	11025	11035	11045	11055	11065	11075	11085	11095	11105	11115	11125	11135	11145	11155	11165	11175	11185	11195	11205	11215	11225	11235	11245	11255	11265	11275	11285	11295	11305	11315	11325	11335	11345	11355	11365	11375	11385	11395	11405	11415	11425	11435	11445	11455	11465	11475	11485	11495	11505	11515	11525	11535	11545	11555	11565	11575	11585	11595	11605	11615	11625	11635	11645	11655	11665	11675	11685	11695	11705	11715	11725	11735	11745	11755	11765	11775	11785	11795	11805	11815	11825	11835	11845	11855	11865	11875	11885	11895	11905	11915	11925	11935	11945	11955	11965	11975	11985	11995	12005	12015	12025	12035	12045	12055	12065	12075	12085	12095	12105	12115	12125	12135	12145	12155	12165	12175	12185	12195	12205	12215	12225	12235	12245	12255	12265	12275	12285	12295	12305	12315	12325	12335	12345	12355	12365	12375	12385	12395	12405	12415	12425	12435	12445	12455	12465	12475	12485	12495	12505	12515	12525	12535	12545	12555	12565	12575	12585	12595	12605	12615	12625	12635	12645	12655	12665	12675	12685	12695	12705	12715	12725	12735	12745	12755	12765	12775	12785	12795	12805	12815	12825	12835	12845	12855	12865	12875	12885	12895	12905	12915	12925	12935	12945	12955	12965	12975	12985	12995	13005	13015	13025	13035	13045	13055	13065	13

XIV.

CAUSES of DEATH, at different Ages, among OTHER and UNKNOWN RACES, during the Year beginning 1st February 1860.

[illegible]

XVI.

DEATHS from different CAUSES, in different MONTHS, arranged in QUARTERS,
for the Year beginning 1st February 1860.

	Cholera.	Small-pox.	Measles.	Fever.	Disease of Nervous System.	Disease of Vascular System.	Disease of Respiratory System.	Disease of Alimentary System.	Disease of Urinary System.	Dis. of Sexual Syst. & Child-bearing.	Disease of Locom. & Teg. Systems.	Cachexy and Debility.	Leucocy, Tubercular & Articular.	Dropsy.	Accident and Violence.	Other & Unknown Cause.	ALL CAUSES, except Still-born.	Cholera, Small-pox and Measles.	ALL OTHER CAUSES.
MALES.																			
February....	212	9	29	203	34	2	57	88	1	..	2	45	3	4	8	1	788	250	538
March.....	237	34	105	328	35	7	65	82	2	..	8	54	..	6	3	1	967	376	591
April.....	189	14	142	345	30	2	47	86	7	44	7	3	2	1	919	345	574
Quarter 1st..	638	57	276	966	99	11	169	256	3	..	17	143	10	13	13	3	2774	971	1703
May.....	100	11	107	274	45	2	54	82	2	..	8	46	2	7	9	..	749	218	531
June.....	81	6	42	230	2	4	31	78	1	..	6	65	7	5	12	1	596	129	467
July.....	50	1	12	200	30	3	38	84	1	..	5	85	8	5	10	..	532	63	469
Quarter 2nd.	231	18	161	704	102	9	123	244	4	..	19	196	17	17	31	1	1877	410	1467
August.....	85	3	3	208	23	1	42	88	1	..	10	82	3	2	11	..	562	91	471
September..	24	2	2	178	33	2	39	60	6	75	8	2	7	1	445	28	417
October....	30	1	..	216	43	5	38	6	1	..	5	79	4	1	18	2	505	31	474
Quarter 3rd.	139	6	5	602	99	8	119	216	2	..	21	236	15	5	36	3	1512	150	1362
November..	21	3	..	271	32	1	48	77	3	..	3	67	10	..	536	24	512
December..	5	5	1	292	33	3	45	78	1	..	2	61	..	4	9	2	541	11	530
January 1861.	8	22	3	321	30	3	50	96	2	..	2	64	4	3	21	..	629	33	599
Quarter 4th.	34	30	4	884	95	7	143	251	6	..	7	192	4	7	40	2	1706	68	1638
FEMALES.																			
February....	120	6	25	282	25	..	50	51	1	6	1	22	1	8	5	..	603	151	452
March.....	159	12	105	397	20	..	37	61	2	1	1	20	2	5	5	2	832	279	553
April.....	132	14	150	309	19	..	42	70	3	29	2	5	2	..	817	336	481
Quarter 1st..	411	32	320	988	64	..	129	182	3	7	5	71	5	18	12	2	2252	766	1486
May.....	63	10	100	303	30	1	47	61	1	9	3	56	..	4	4	..	692	173	519
June.....	26	6	39	227	24	..	22	45	..	12	..	47	..	2	6	..	456	71	385
July.....	39	4	11	207	24	1	33	61	..	10	..	43	..	2	8	..	443	54	389
Quarter 2nd.	128	20	150	757	78	2	102	167	1	31	3	146	..	8	18	..	1594	298	1293
August.....	43	2	6	186	25	..	23	48	..	12	4	51	1	9	5	..	415	51	364
September..	27	1	3	203	22	1	27	35	..	16	4	60	..	2	4	1	406	31	375
October....	17	1	1	217	16	2	29	45	..	12	1	61	1	6	4	..	413	19	394
Quarter 3rd.	87	4	10	606	63	3	79	128	..	40	9	172	2	17	13	1	1234	101	1133
November..	8	226	27	1	34	43	..	9	3	50	..	2	1	..	404	8	396
December..	4	1	..	251	18	1	46	45	..	12	1	39	1	6	4	1	430	5	425
January 1861.	7	10	1	267	25	1	45	54	..	6	3	37	..	7	5	..	468	18	450
Quarter 4th.	19	11	1	744	70	3	125	142	..	27	7	126	1	15	10	1	1302	31	1271
PERSONS.																			
February....	332	15	54	575	59	2	107	139	2	6	3	67	4	12	13	1	1391	401	900
March.....	396	49	210	72	55	7	102	143	4	1	9	74	2	11	8	3	1799	655	1144
April.....	321	28	332	654	48	2	89	156	10	73	9	8	4	1	1736	681	1055
Quarter 1st..	1049	92	596	1954	166	11	298	438	6	7	22	214	15	31	25	5	4926	1737	3189
May.....	163	21	207	577	75	3	101	143	3	9	11	102	2	11	13	..	1441	391	1050
June.....	107	12	81	457	51	4	53	123	1	12	6	112	7	7	18	1	1052	200	852
July.....	89	5	23	407	54	4	71	145	1	10	5	128	8	7	18	..	975	117	858
Quarter 2nd.	359	38	311	1441	180	11	225	411	5	31	22	347	17	25	49	1	3468	708	2700
August.....	123	5	9	394	48	1	65	136	1	12	14	132	4	11	16	..	977	142	835
September..	51	3	5	381	55	3	66	101	..	16	10	135	8	4	11	2	851	59	792
October....	47	2	1	433	59	7	67	107	1	12	6	140	5	7	22	2	918	50	868
Quarter 3rd.	225	10	15	1208	162	11	198	344	2	40	30	408	17	22	49	4	2746	251	2497
November..	29	3	..	407	59	2	82	120	3	9	6	117	..	2	11	..	940	32	908
December..	9	6	1	543	51	4	91	123	1	12	3	100	1	10	13	3	971	10	952
January 1861.	15	32	4	588	55	4	95	150	2	6	5	101	4	10	26	..	1097	51	1040
Quarter 4th.	53	41	5	1628	165	10	268	393	6	27	14	318	5	22	50	3	3008	90	2903
YEAR ..	1687	181	927	6251	670	44	989	1580	19	105	88	1282	54	100	173	13	14148	2795	11353

XVII.

NUMBER and PROPORTION of DEATHS from different CAUSES, in different QUARTERS,
for the Year beginning 1st February 1860.

CAUSES OF DEATH.	Quarter 1st.						Quarter 2nd.						Quarter 3rd.						Quarter 4th.						YEAR ending 31st Jan. 1861.																																																																																																																																																																																																																																																																																																																																																																																																																																																																																																																																																																																																																																																																																																																																																																																																																																																																																																																																																																																																																																																																																																																																																																																																																																																							
	Males.			Females.			Persons.			Males.			Females.			Persons.			Males.			Females.			Persons.			Males.			Females.			Persons.																																																																																																																																																																																																																																																																																																																																																																																																																																																																																																																																																																																																																																																																																																																																																																																																																																																																																																																																																																																																																																																																																																																																																																																																																																														
	No.	Prop.	No.	Prop.	No.	Prop.	No.	Prop.	No.	Prop.	No.	Prop.	No.	Prop.	No.	Prop.	No.	Prop.	No.	Prop.	No.	Prop.	No.	Prop.	No.	Prop.	No.	Prop.	No.	Prop.	No.	Prop.																																																																																																																																																																																																																																																																																																																																																																																																																																																																																																																																																																																																																																																																																																																																																																																																																																																																																																																																																																																																																																																																																																																																																																																																																																																

XVIII.

NUMBER and PROPORTION of DEATHS from EPIDEMIC and from ORDINARY CAUSES, in the several MONTHS and QUARTERS, for the Year beginning 1st February 1860.

CAUSES OF DEATH.	Quarter 1st.						Quarter 2nd.						Quarter 3rd.						Quarter 4th.					
	February.		March.		April.		May.		June.		July.		August.		Sept.		October.		Nov.		Dec.		Jan.	
	No.	Prop.	No.	Prop.	No.	Prop.	No.	Prop.	No.	Prop.	No.	Prop.	No.	Prop.	No.	Prop.	No.	Prop.	No.	Prop.	No.	Prop.	No.	Prop.
Cholera.....	332	82.70	390	60.40	321	47.10	1049	60.30	103	41.00	107	53.50	86	70.00	359	50.70	128	00.10	51	89.40	47	94.00	226	00.00
Small-pox	15	3.74	40	7.43	28	4.13	02	5.80	21	8.30	12	6.00	6	4.20	38	5.30	5	3.00	3	5.00	2	4.00	10	3.00
Measles.....	54	13.47	210	32.00	332	48.70	590	34.30	307	52.00	81	40.50	23	10.00	311	43.00	9	6.30	5	8.40	1	2.00	15	5.00
Epidemic Causes	401	100	655	100	681	100	1737	100	301	100	900	100	117	100	708	100	142	100	59	100	50	100	251	100
Fever.....	575	59.00	725	63.07	654	61.00	1954	61.27	577	54.00	457	53.00	407	47.40	1441	50.20	394	47.10	381	48.11	433	49.80	1208	48.40
Disease of Nervous System..	50	5.20	55	4.91	49	4.00	103	5.13	75	7.10	51	5.00	54	6.20	180	6.30	48	5.70	55	6.00	50	6.80	162	6.40
" Respiratory ..	107	10.80	102	8.00	80	8.40	298	9.30	101	9.00	53	6.20	71	8.20	225	8.10	65	7.70	66	8.30	67	7.70	108	7.00
" Allimentary ..	130	14.00	143	12.50	156	14.70	438	13.70	143	13.00	123	14.40	145	16.00	411	14.80	130	16.20	101	12.70	107	12.80	344	13.70
Cachexy and Debility	07	0.77	74	6.47	73	6.20	214	6.70	102	9.70	112	13.10	128	14.00	342	12.30	133	16.00	135	17.00	140	16.10	408	16.00
Other Causes, not Epidemic.	43	4.34	45	3.00	54	5.00	122	3.80	52	4.00	56	6.50	59	6.10	161	5.80	59	7.00	54	6.80	62	7.10	175	7.00
All Causes, except Epidemic.	900	100	1144	100	1055	100	3189	100	1050	100	852	100	858	100	2700	100	835	100	792	100	808	100	2405	100
Epidemic Causes	401	35.80	655	30.41	681	30.20	1737	35.20	301	27.10	900	40.00	117	12.00	708	20.40	142	14.50	50	6.00	50	5.40	251	9.10
All other Causes	900	71.17	1144	69.59	1055	60.70	3189	64.70	1050	72.90	852	80.00	858	88.00	2700	70.50	835	85.40	792	93.00	808	94.60	2405	90.90
All Causes	1301	100	1799	100	1738	100	4926	100	1441	100	1052	100	975	100	3408	100	977	100	831	100	918	100	2746	100

XIX.

PROPORTION of MALE to FEMALE DEATHS from different CAUSES, in different QUARTERS,
for the Year beginning 1st February 1860.

CAUSES OF DEATH.	Quarter 1st.			Quarter 2nd.			Quarter 3rd.			Quarter 4th.			Year ending 31st January 1861.		
	Males.		Males to 100 Females.	Males.		Males to 100 Females.	Males.		Males to 100 Females.	Males.		Males to 100 Females.	Males.	Females.	Males to 100 Females.
Cholera..	638	411	155.23	231	128	180.47	139	87	159.77	34	19	178.35	1042	645	161.52
Small-pox	57	35	162.86	18	20	90.00	6	4	150.00	30	11	272.73	111	70	153.57
Measles..	276	320	86.25	161	150	107.33	5	10	50.00	4	1	400.00	446	481	92.72
Fever ..	966	988	97.77	704	737	95.52	602	606	99.34	844	744	118.82	3156	3075	102.63
Disease of Nervous System	99	64	154.69	102	78	130.77	99	63	157.14	95	70	135.71	335	275	143.62
" Vascular..	11	9	2	450.00	8	3	266.67	7	3	233.33	35	8	437.50
" Respiratory "	169	129	131.01	123	102	120.59	119	79	150.63	143	125	114.40	554	435	127.36
" Alimentary "	256	182	190.66	244	167	146.11	216	128	168.75	251	142	176.76	967	619	156.22
" Urinary "	3	3	100.00	4	1	400.00	2	6	15	4	375.00
" Sexual "	..	7	31	40	27	105	..
" Locomotive and Tegumentary Systems..	17	5	340.00	19	3	633.33	21	9	233.33	..	7	100.00	64	24	266.67
Cachexy and Debility..	143	71	201.41	196	146	134.25	236	172	137.21	192	126	152.38	767	515	148.93
Leprosy, Tubercular and Articular	10	5	200.00	17	15	2	750.00	4	1	400.00	46	8	575.00
Dropsy..	13	18	138.46	17	8	212.50	5	17	29.41	7	15	46.67	42	58	72.41
Accident and Violence	13	12	96.97	31	18	172.22	36	13	276.92	40	10	400.00	129	53	240.90
Other and Unknown Cause	3	2	150.00	1	3	1	300.00	2	1	200.00	9	4	225.00
ALL CAUSES..	2674	2252	118.74	1877	1591	117.95	1512	1234	122.53	1706	1302	131.03	7769	6379	121.79
Cholera, Small-pox, and Measles	971	786	126.76	410	298	137.58	150	101	148.51	68	31	219.35	1599	1196	133.70
All other Causes	1703	1466	114.60	1467	1293	112.45	1362	1133	120.21	1638	1271	128.87	6170	5183	119.04

NUMBER and PROPORTION of DEATHS, in different MONTHS, from different CAUSES, for the Year beginning 1st February 1860.

	Cholera.		Small-pox.		Measles.		Cholera, Small-pox, and Measles.		Fever.		Disease of Nervous System.		Disease of Respiratory System.		Disease of Alimentary System.		Cachexy and Debility.		OTHER CAUSES, not Epidemic.		ALL CAUSES, except Epidemic.		ALL CAUSES.	
	No.	Prop.	No.	Prop.	No.	Prop.	No.	Prop.	No.	Prop.	No.	Prop.	No.	Prop.	No.	Prop.	No.	Prop.	No.	Prop.	No.	Prop.	No.	Prop.
February.....	332	19.68	15	8.29	54	5.83	401	14.35	575	9.23	59	8.81	107	10.82	139	8.76	67	5.23	43	7.23	990	8.72	1391	9.83
March	396	23.47	49	27.07	210	22.65	655	23.43	725	11.64	55	8.21	102	10.31	143	9.02	74	5.77	45	7.56	1144	10.08	1799	12.72
April	321	19.03	28	15.47	332	35.81	681	24.37	654	10.50	49	7.31	89	9.00	156	9.84	73	5.63	34	5.71	1055	9.29	1736	12.27
May.....	163	9.66	21	11.00	207	22.33	391	13.93	577	9.26	75	11.19	101	10.21	143	9.02	102	7.96	52	8.74	1050	9.25	1441	10.19
June	107	6.34	12	6.63	81	8.74	200	7.16	457	7.33	51	7.61	53	5.36	123	7.75	112	8.74	56	9.41	852	7.59	1052	7.44
July.....	89	5.28	5	2.76	23	2.48	117	4.19	407	6.55	54	8.06	71	7.18	145	9.14	128	9.98	53	8.91	858	7.56	975	6.89
August.....	128	7.53	5	2.76	9	.97	142	5.08	394	6.32	48	7.16	65	6.57	136	8.57	133	10.37	59	9.92	835	7.35	977	6.91
September	51	3.02	3	1.66	5	.54	59	2.11	381	6.11	55	8.21	66	6.67	101	6.37	135	10.53	54	9.07	792	6.98	851	6.01
October	47	2.79	2	1.11	1	.11	50	1.79	433	6.95	59	8.81	67	6.77	107	6.75	140	10.92	62	10.42	803	7.65	918	6.49
November	29	1.72	3	1.66	32	1.14	497	7.98	59	8.81	82	8.29	120	7.57	117	9.13	33	5.55	908	8.00	940	6.64
December	9	.53	6	3.31	1	.11	16	.57	543	8.71	51	7.61	91	9.20	123	7.75	100	7.80	47	7.90	955	8.41	971	6.86
January 1861.....	15	.89	32	17.68	4	.43	51	1.82	588	9.44	55	8.21	95	9.61	150	9.46	101	7.88	57	9.58	1046	9.21	1097	7.75
YEAR.....	1687	100	181	100	927	100	2795	100	6231	100	670	100	989	100	1586	100	1282	100	595	100	11353	100	14148	100

XXI.

DEATHS in different RACES and CASTES, in different MONTHS, arranged in
QUARTERS, for the Year beginning 1st February 1860.

	Buddhist—Jain, &c.	Brahmin.	Lingait & Bhatia.	Hindoo of other Caste.	Hindoo Out-Caste.	Moosulman.	Parsee.	Jew.	Native Christian.	Indo-European.	European.	Negro-African.	Other & Unknown Caste.	All Castes and Races.	Ascarphagous Castes.	Sarcophagous Castes and Races.
MALES.																
February.....	25	18	11	421	35	185	31	2	31	1	21	5	2	788	54	734
March.....	23	18	11	496	55	237	41	5	39	2	22	16	2	967	52	915
April.....	33	15	18	491	30	198	47	1	38	4	30	12	2	919	66	853
Quarter 1st.....	81	51	40	1408	120	620	119	8	108	7	73	33	6	2674	172	2502
May.....	22	20	9	366	51	157	54	2	25	4	32	7	..	749	51	698
June.....	16	15	13	316	29	101	47	2	20	2	28	7	..	596	44	552
July.....	24	24	12	248	36	109	27	..	23	1	18	9	1	532	60	472
Quarter 2nd.....	62	59	34	930	116	367	128	4	68	7	78	23	1	1877	155	1722
August.....	32	14	10	266	18	122	44	3	25	..	18	9	1	562	56	506
September.....	15	16	12	207	26	107	29	2	18	..	7	5	1	445	43	402
October.....	28	15	14	226	29	123	26	2	13	2	18	8	1	505	57	448
Quarter 3rd.....	75	45	36	699	73	352	99	7	56	2	43	22	3	1512	156	1356
November.....	38	23	11	230	30	132	39	4	9	..	16	4	..	536	72	464
December.....	53	18	17	236	27	132	24	4	22	2	17	7	2	541	68	473
January 1861.....	24	24	16	278	23	172	31	2	31	4	10	13	1	629	64	565
Quarter 4th.....	95	65	44	744	80	436	94	10	62	6	43	24	3	1706	204	1502
FEMALES.																
February.....	13	12	11	328	32	145	40	2	12	1	5	2	..	603	36	567
March.....	17	9	11	430	55	219	42	5	21	6	6	9	2	832	37	795
April.....	22	13	10	468	46	179	45	2	16	4	7	4	1	817	45	772
Quarter 1st.....	52	34	32	1226	133	543	127	9	49	11	18	15	3	2252	118	2134
May.....	37	10	11	395	31	136	45	1	13	1	10	..	2	692	58	634
June.....	18	16	14	216	32	104	33	1	16	1	4	1	..	456	48	408
July.....	19	9	7	216	15	110	37	2	13	3	8	4	..	443	35	408
Quarter 2nd.....	74	35	32	827	78	350	115	4	42	5	22	5	2	1591	141	1450
August.....	18	6	11	191	21	105	34	3	17	..	7	2	..	415	35	380
September.....	16	12	12	190	19	106	35	..	8	1	4	2	1	406	40	366
October.....	30	7	14	199	24	91	29	..	14	1	1	2	1	413	51	362
Quarter 3rd.....	64	25	37	580	64	302	98	3	39	2	12	6	2	1234	126	1108
November.....	24	12	8	200	20	102	27	1	8	..	1	1	..	404	44	360
December.....	17	13	11	211	18	96	36	6	14	..	5	2	1	430	41	389
January 1861.....	25	9	11	234	22	120	29	2	9	1	4	2	..	468	45	423
Quarter 4th.....	66	34	30	645	60	318	92	9	31	1	10	5	1	1302	139	1172
PERSONS.																
February.....	38	30	22	749	67	330	71	4	43	2	26	7	2	1391	90	1301
March.....	40	27	22	926	110	456	83	10	60	8	28	25	4	1799	89	1710
April.....	55	28	28	959	76	377	92	3	54	8	37	16	3	1736	111	1625
Quarter 1st.....	133	85	72	1634	253	1163	246	17	157	18	91	48	9	4926	290	4636
May.....	59	30	20	761	82	293	99	3	38	5	42	7	2	1441	109	1332
June.....	34	31	27	532	61	205	80	3	36	3	32	8	..	1052	92	960
July.....	43	33	10	464	51	219	64	2	36	4	26	13	1	975	95	880
Quarter 2nd.....	136	94	66	1757	194	717	243	8	110	12	100	28	3	3468	296	3172
August.....	50	20	21	457	39	227	78	6	42	..	25	11	1	977	91	886
September.....	31	28	24	397	45	213	64	2	26	1	11	7	2	851	83	768
October.....	58	22	28	425	53	214	55	2	27	3	19	10	2	918	108	810
Quarter 3rd.....	139	70	73	1279	137	654	197	10	95	4	55	28	5	2746	282	2464
November.....	62	35	19	430	50	234	68	5	17	..	17	5	..	940	116	824
December.....	50	31	28	447	45	228	60	10	36	2	22	9	3	971	109	862
January 1861.....	49	33	27	512	45	292	60	4	40	5	14	15	1	1097	109	988
Quarter 4th.....	161	99	74	1389	140	754	186	19	93	7	53	29	4	3008	334	2674
YEAR.....	569	348	285	7059	724	3288	872	54	455	41	299	133	21	14148	1292	12946

XXII.

NUMBER and PROPORTION of DEATHS, from different CAUSES, in different RACES and CASTES, for the Year beginning 1st February 1860.

RACES AND CASTES.	Cholera.		Small-pox.		Measles.		Cholera, Small-pox, & Measles.		Fever.		Disease of Nervous System.		Disease of Respiratory System.		Disease of Alimentary System.		Cachexy and Debility.		OTHER CAUSES, not Epidemic.		ALL CAUSES, except Epidemic.		ALL CAUSES.			
	No.	Prop.	No.	Prop.	No.	Prop.	No.	Prop.	No.	Prop.	No.	Prop.	No.	Prop.	No.	Prop.	No.	Prop.	No.	Prop.	No.	Prop.	No.	Prop.		
Ascarophagous																										
	Boodhist—Jain, &c.		17	1.01	7	3.87	16	1.73	40	1.43	356	5.70	37	5.52	41	4.15	18	1.14	40	3.12	37	6.22	509	4.02		
	Brahmun.....		23	1.36	12	6.63	13	1.40	48	1.72	163	2.62	16	2.39	37	3.74	36	2.27	26	2.03	22	3.70	348	2.46		
	Lingaet and Bhatia		10	.59	3	1.66	6	.65	19	.68	166	2.66	22	3.28	22	2.22	27	1.70	16	1.25	13	2.18	285	2.01		
	Hindoo of other Caste ..		105	32.54	45	14.86	62	7.31	172	6.18	3075	49.35	43	43.58	43	43.58	65	41.17	646	50.39	254	42.69	7059	49.89		
Sarcophagous.	Hindoo Out-Caste		80	5.28	9	4.97	57	6.15	155	5.55	287	4.61	23	3.43	46	4.65	103	6.49	85	6.63	25	4.20	569	5.01		
	Moosulman.....		26	5.53	8	5.30	150	6.18	494	7.67	1682	26.99	146	21.79	107	19.92	414	26.10	255	19.89	100	16.81	3288	23.24		
	Parsee		47	2.79	13	7.18	29	3.13	89	3.18	248	3.98	77	1.49	130	13.14	109	6.87	156	12.17	63	10.59	783	6.90		
	Jew		3	.18	5	.54	8	.27	24	.39	3	.45	6	.61	8	.50	3	.23	2	.34	46	.41		
	Native Christian.....		92	5.45	8	4.43	16	1.73	116	4.15	149	2.39	28	4.18	39	3.94	63	3.97	29	2.26	31	5.21	339	2.99		
	Indo-European	5	.54	5	.18	10	.16	3	.45	5	.51	8	.50	6	.47	4	.67	36	.32		
	European.....		68	4.03	6	.65	74	2.65	21	.34	32	4.78	28	2.83	113	7.13	7	.55	24	4.03	225	1.98		
	Negro-African		21	1.24	2	1.10	23	.82	49	.79	5	.75	6	.61	31	1.95	12	.94	7	1.18	110	.97		
	Other & Unknown Caste..		1	.02	2	.30	1	.10	3	.19	1	.08	13	2.18	21	.18		
	ALL RACES & CASTES..		1637	100.	18	100.	92	100.	279	100.	623	100.	670	100.	989	100.	1586	100.	1282	100.	595	100.	11353	100.	14148	100.
	Ascarophagous		50	2.96	23	2.15	35	3.78	107	3.83	683	0.99	751	1.19	100	0.11	81	5.11	82	6.40	72	2.10	1095	9.65	1202	8.50
	Sarcophagous		1637	7.04	156	7.85	892	6.22	208	3.17	554	6.01	593	8.81	88	0.89	1503	4.89	1200	3.60	223	87.90	10258	90.35	13946	91.50

XXIII.

PROPORTION of MALE to FEMALE DEATHS, in different RACES and CASTES, in different QUARTERS, for the Year beginning 1st February 1860.

RACES AND CASTES.	Quarter 1st.			Quarter 2nd.			Quarter 3rd.			Quarter 4th.			Year ending 31st January 1861.		
	Males.	Females.	Males to 100 Females.	Males.	Females.	Males to 100 Females.	Males.	Females.	Males to 100 Females.	Males.	Females.	Males to 100 Females.	Males.	Females.	Males to 100 Females.
Asarcophagous.	81	52	156.13	62	74	83.78	75	64	117.19	95	66	143.94	313	256	122.27
	51	34	152.94	59	35	108.57	45	25	180.90	65	34	191.18	220	128	171.86
	40	32	125.00	34	32	106.25	36	37	97.30	44	30	146.67	154	131	117.56
	1408	1226	114.84	930	827	112.45	690	580	120.52	744	645	115.35	3781	3278	115.34
Sarcophagous.	120	133	90.23	116	78	143.72	73	64	114.06	80	60	133.33	389	335	116.12
	620	543	114.18	367	350	104.86	352	302	115.56	486	318	137.11	1775	1513	117.32
	119	127	93.70	128	115	111.30	99	98	101.02	94	92	102.17	440	432	101.85
	8	9	88.89	4	4	100.00	7	3	233.33	10	9	111.11	29	25	116.00
	108	49	220.41	68	42	161.90	56	39	143.59	62	31	200.00	294	161	182.61
	7	11	63.64	7	5	140.00	2	2	100.00	6	1	600.00	22	19	115.79
	73	18	424.67	78	22	354.55	43	12	358.25	43	10	430.00	237	62	382.26
	33	15	220.00	23	5	460.00	22	6	366.67	24	5	480.00	102	31	329.03
	6	3	200.00	1	2	50.00	3	2	150.00	3	1	300.00	13	8	162.50
	2674	2252	118.74	1877	1591	117.98	1512	1234	122.53	1706	1302	131.03	7769	6379	121.79
ALL RACES and CASTES															
Asarcophagous	172	118	145.76	155	141	109.93	156	126	123.81	204	130	156.92	687	515	133.40
Sarcophagous	2502	2134	117.24	1722	1450	118.76	1356	1108	122.38	1502	1172	128.16	7082	5864	120.77

XXIV.

DEATHS at different AGES, in different MONTHS, arranged in QUARTERS,
for the Year beginning 1st February 1860.

	AGES.																	ALL AGES.
	Days.		Months.		YEARS.													
					0 to 15	16 to 30	1 to 6	7 to 23	2 to 4	5 to 6	7 to 9	10 to 13	14 to 24	25 to 34	35 to 44	45 to 54	55 to 64	
MALES.																		
February	46	6	48	92	66	19	16	25	84	150	103	63	43	12	15			788
March	58	3	52	163	132	28	20	26	95	159	77	65	45	21	23			967
April	53	7	47	167	128	26	18	24	71	149	96	55	37	21	20			919
Quarter 1st	157	16	147	422	326	73	54	75	250	458	276	183	125	54	58			2674
May	56	2	40	151	94	29	21	20	46	104	75	39	43	17	12			749
June	67	4	38	83	60	18	9	11	56	83	56	54	33	10	14			596
July	84	3	28	50	40	13	4	15	44	75	79	45	31	11	10			532
Quarter 2nd	207	9	106	284	194	60	34	46	146	262	210	138	107	38	36			1877
August	89	8	26	60	29	7	10	14	58	104	62	39	34	13	9			562
September	87	..	20	39	28	2	3	6	41	68	54	36	39	7	15			445
October	82	3	44	43	25	8	8	13	50	78	53	41	29	11	17			505
Quarter 3rd	258	11	90	142	82	17	21	33	149	250	169	116	102	31	41			1512
November	62	9	47	49	19	9	6	6	48	84	73	48	38	20	18			536
December	56	2	46	52	26	6	5	10	49	105	69	39	38	14	24			541
January 1861	58	8	47	78	35	14	9	11	55	98	86	39	51	14	26			629
Quarter 4th	176	19	140	179	80	29	20	27	152	287	228	126	127	48	68			1706
FEMALES.																		
February	24	1	43	77	65	28	18	13	63	87	47	42	41	23	31			603
March	23	2	52	157	134	45	32	25	76	88	49	42	47	26	34			832
April	28	1	46	169	160	38	26	30	68	89	57	32	43	13	37			817
Quarter 1st	75	4	141	403	359	111	76	68	207	264	133	116	131	62	102			2252
May	62	1	43	126	138	25	12	18	64	70	47	13	34	14	25			692
June	55	3	38	74	70	12	8	9	47	65	17	13	18	9	18			456
July	55	4	35	58	43	9	8	12	40	63	33	29	25	5	24			443
Quarter 2nd	172	8	116	258	251	46	28	39	151	198	97	55	77	28	67			1591
August	57	3	25	38	35	9	11	14	44	64	35	27	24	16	13			415
September	70	1	17	33	34	8	8	7	42	61	38	25	34	10	18			406
October	64	2	25	55	21	6	12	7	47	62	31	21	32	13	15			413
Quarter 3rd	191	6	67	126	90	23	31	28	133	187	104	73	90	39	46			1234
November	56	5	29	37	25	4	5	20	48	45	38	24	31	10	27			404
December	40	1	30	62	36	5	7	15	39	58	35	16	38	17	31			430
January 1861	39	5	49	60	37	5	10	9	37	58	45	21	48	15	30			468
Quarter 4th	135	11	108	159	98	14	22	44	124	161	118	61	117	42	88			1302
PERSONS.																		
February	70	7	91	169	131	47	34	38	147	237	150	105	84	35	46			1391
March	81	5	104	320	263	73	52	51	171	247	126	107	92	47	57			1799
April	81	8	93	336	288	64	44	54	139	238	133	87	80	34	57			1736
Quarter 1st	232	20	288	825	685	184	130	143	457	722	409	299	256	116	160			4926
May	118	3	83	277	232	54	33	38	110	174	122	52	77	31	37			1441
June	122	7	76	157	130	30	17	20	103	148	73	67	51	19	32			1052
July	139	7	63	108	83	22	12	27	84	138	112	74	56	16	34			975
Quarter 2nd	379	17	222	542	445	106	62	85	297	460	307	193	184	66	103			3468
August	146	11	51	98	64	16	21	28	102	168	97	66	58	29	22			977
September	157	1	37	72	62	10	11	13	83	129	92	61	73	17	33			851
October	146	5	69	98	46	14	20	20	97	140	84	62	61	24	32			918
Quarter 3rd	449	17	157	268	172	40	52	61	282	437	273	189	192	70	87			2746
November	118	14	76	86	44	13	11	26	96	129	111	72	69	30	45			940
December	96	3	76	114	62	11	12	25	88	163	104	55	76	31	55			971
January 1861	97	13	96	138	72	19	19	20	92	156	131	60	99	29	56			1097
Quarter 4th	311	30	248	338	178	43	42	71	276	448	346	187	244	90	156			3008
YEAR	1371	84	915	1973	1480	373	286	360	1312	2067	1335	868	876	342	506			14148

XXV.

NUMBER and PROPORTION of DEATHS, at different AGES, from different CAUSES, for the Year beginning 1st February 1860.

AGES.	Cholera.		Small-pox.		Measles.		Cholera, Small-pox, and Measles.		Fever.		Disease of Nervous System.		Disease of Respiratory System.		Disease of Alimentary System.		Cachexy and Debility.		Other Causes, not Epidemic.		All Causes, except Epidemic.		All Causes.		AGES.
	No.	Prop.	No.	Prop.	No.	Prop.	No.	Prop.	No.	Prop.	No.	Prop.	No.	Prop.	No.	Prop.	No.	Prop.	No.	Prop.	No.	Prop.	No.	Prop.	
Days 0 to 15	1	·06	1	·11	2	·07	21	·34	120	7·91	59	5·97	38	2·40	111	27·13	14	2·35	136	2·06	1371	9·69	Days 0 to 15
" 16 to 30	1	·11	1	·04	23	·37	17	2·54	12	1·21	12	·76	17	1·34	2	·34	83	·73	84	·59	" 16 to 30
Months 1 to 6	5	·30	11	6·11	43	4·64	59	2·11	58	2·34	56	8·36	10	0·21	103	8·49	6	·47	8	1·84	856	7·54	915	6·47	Months 1 to 6
" 7 to 23	40	2·37	60	3·15	34	87·54	44	3·03	112	7·99	30	4·48	120	2·74	22	4·19	7	·55	16	2·69	1523	3·43	1973	3·95	" 7 to 23
Years 2 to 4	74	4·30	60	3·15	34	87·54	48	7·25	70	1·30	24	3·58	56	5·03	18	1·06	6	·47	23	3·87	908	8·79	1480	0·46	Years 2 to 4
" 5 to 6	56	3·32	14	7·73	83	8·95	153	5·47	147	2·96	9	1·34	14	1·42	44	2·77	2	·16	4	·07	220	1·94	373	2·64	" 5 to 6
" 7 to 9	63	3·73	7	3·87	38	4·10	108	3·86	126	2·02	8	1·19	6	·61	25	1·58	2	·16	11	1·85	178	1·57	286	2·02	" 7 to 9
" 10 to 13	94	5·57	6	3·31	21	2·27	121	4·33	157	2·52	15	2·24	12	1·21	25	1·58	3	·23	27	4·54	239	2·11	360	2·54	" 10 to 13
" 14 to 24	342	0·27	12	6·63	21	2·27	37	3·42	552	8·86	60	8·96	78	7·39	106	6·68	16	1·25	123	1·01	937	8·25	1312	9·27	" 14 to 24
" 25 to 34	500	9·64	4	2·21	15	1·62	51	3·57	850	3·64	123	8·36	130	3·14	245	5·45	34	2·65	163	7·90	1548	3·64	2067	14·31	" 25 to 34
" 35 to 44	240	4·23	3	1·66	2	·22	245	8·77	582	9·34	74	1·04	120	2·13	202	2·74	23	1·79	80	4·96	1090	9·60	1335	9·14	" 35 to 44
" 45 to 54	124	7·35	3	1·66	3	·32	130	4·65	399	6·40	51	7·61	87	8·86	133	8·39	24	1·87	44	7·39	738	6·50	868	6·14	" 45 to 54
" 55 to 64	95	5·63	1	·55	3	·32	90	3·54	472	7·57	37	5·52	86	8·70	125	7·88	17	1·33	40	6·72	777	6·84	876	6·19	" 55 to 64
" 65 to 74	23	1·36	23	·82	196	3·15	20	2·99	39	3·94	44	2·77	4	·31	16	2·67	319	2·81	342	2·42	" 65 to 74
" 75 and above ..	30	1·78	30	1·07	299	4·80	26	3·88	63	6·37	74	4·67	4	·31	10	·68	476	4·19	506	3·58	" 75 & above
ALL AGES	1687	100	181	100	927	100	2793	100	6231	100	670	100	983	100	1583	100	1282	100	595	100	11353	100	14148	100	ALL AGES.

XXVI.

PROPORTION of MALE to FEMALE DEATHS, at different AGES, in different QUARTERS, for the Year beginning 1st February 1860.

AGES.	Quarter 1st.			Quarter 2nd.			Quarter 3rd.			Quarter 4th.			Year ending 31st January 1861.		
	Males.	Females.	Males to 100 Females.	Males.	Females.	Males to 100 Females.	Males.	Females.	Males to 100 Females.	Males.	Females.	Males to 100 Females.	Males.	Females.	Males to 100 Females.
Days 0 to 15	157	75	209.37	207	172	131.98	258	191	135.03	176	135	130.37	798	573	139.27
" 16 to 30	16	4	400.00	9	8	112.50	11	6	183.33	19	11	172.72	55	29	189.65
Months 1 to 6	147	141	104.26	106	116	91.38	90	67	134.33	140	108	129.63	483	432	111.81
" 7 to 23	422	403	104.71	284	258	110.08	142	126	112.70	179	159	112.58	1027	946	108.56
Years 2 to 4	326	359	90.61	194	251	77.29	82	90	91.11	80	98	81.63	682	798	85.46
" 5 to 6	73	111	65.77	60	46	130.43	17	23	73.91	29	14	207.14	179	194	92.27
" 7 to 9	54	76	71.05	34	28	121.43	21	31	67.74	20	22	90.90	129	157	82.17
" 10 to 13	75	68	110.29	46	39	117.95	33	28	117.86	27	44	61.36	181	179	101.12
" 14 to 24	250	207	120.77	146	151	96.69	149	133	112.03	152	134	122.58	697	615	124.27
" 25 to 34	458	264	177.27	262	198	132.32	250	187	133.65	287	161	178.26	1257	810	155.19
" 35 to 44	276	133	207.51	210	97	216.49	169	104	162.50	228	118	193.22	883	452	195.35
" 45 to 54	183	116	157.76	138	55	250.91	116	73	158.30	126	61	206.56	563	305	184.59
" 55 to 64	125	131	95.42	107	77	138.96	102	90	113.33	127	117	108.55	461	415	111.08
" 65 to 74	54	62	87.10	38	28	135.71	31	39	79.49	48	42	114.29	171	171	100.00
" 75 and above	58	102	56.86	36	67	53.73	41	46	80.13	68	88	77.25	203	303	67.00
ALL AGES	2674	2252	118.74	1877	1591	117.98	1512	1234	122.53	1706	1302	131.03	7769	6379	121.79

XXVII.

NUMBER and PROPORTION of DEATHS, in different LOCALITIES, from different CAUSES, for the Year beginning 1st February 1860.

LOCALITIES.		Cholera.		Small-pox.		Measles.		Cholera, Small-pox, and Measles.		Fever.		Disease of Nervous System.		" Respiratory System.		" Alimentary System.		Cachexy and Debility.		Other Causes, not Epi- demic.		All Causes, except Epi- demic.		ALL CAUSES.	
DIVISIONS.	SECTIONS OR DISTRICTS.	No.	Prop.	No.	Prop.	No.	Prop.	No.	Prop.	No.	Prop.	No.	Prop.	No.	Prop.	No.	Prop.	No.	Prop.	No.	Prop.	No.	Prop.	No.	Prop.
A	Colaba	116	6.87	3	1.66	19	2.05	138	4.94	125	2.00	26	3.88	29	2.93	58	3.66	24	1.87	15	2.52	277	2.44	415	2.93
	Fort	64	3.79	10	5.52	23	2.70	99	3.54	262	4.20	59	8.79	110	11.12	112	7.06	100	7.80	48	8.07	691	6.09	790	5.53
	Esplanade	26	1.54	2	.22	28	1.00	108	1.74	12	1.79	21	2.12	21	1.32	21	1.64	11	1.85	194	1.71	222	1.57
B	Market	105	6.22	16	8.84	75	8.09	196	7.01	432	6.93	61	9.10	89	9.00	69	4.35	116	9.05	35	5.88	802	7.06	998	7.05
	Mandwee	120	7.11	46	5.41	114	12.30	280	10.02	1121	17.99	112	16.72	119	12.03	142	8.95	153	11.93	60	10.08	1707	15.04	1987	14.04
	Oomburkharee	203	5.59	31	17.13	171	18.45	465	16.64	989	15.87	86	12.84	127	12.84	283	17.88	224	17.47	77	12.94	1786	15.78	2251	15.91
C	Dhobee-tulao	256	5.17	17	9.39	130	14.02	403	14.42	493	7.91	69	10.29	90	9.10	139	8.76	91	7.10	61	10.25	943	8.31	1346	9.51
	Bhooleshwur	46	2.73	8	4.42	50	5.39	104	3.72	431	6.92	36	5.37	53	5.36	52	3.28	63	4.91	44	7.39	679	5.98	783	5.53
	Khara-tulao	75	4.45	16	8.84	49	5.29	140	5.01	525	8.42	42	6.27	80	8.09	157	9.90	106	8.27	40	6.72	950	8.37	1090	7.70
D	Girgaon	146	8.65	7	3.87	86	9.28	239	8.55	339	5.44	47	7.01	59	5.97	115	7.25	94	7.33	36	6.05	690	6.08	929	6.57
	Chaoputee	59	3.50	1	.55	7	.76	67	2.40	69	1.11	3	.45	15	1.52	9	.57	11	.86	14	2.35	121	1.07	188	1.33
	Walkeshwur	30	1.78	6	.65	36	1.39	63	1.01	8	1.19	15	1.52	24	1.51	10	.78	12	2.02	132	1.16	168	1.19
E	Mahaluxmee	34	2.02	1	.55	20	2.16	55	1.97	71	1.14	7	1.04	10	1.01	18	1.13	19	1.48	6	1.01	131	1.15	186	1.31
	Mazagaon	57	3.38	2	1.11	59	6.36	118	4.22	149	2.39	13	1.94	28	2.83	55	3.47	42	3.28	20	3.36	307	2.70	425	3.00
	Tarwarree	26	1.54	2	1.11	8	.86	36	1.29	54	.87	5	.75	6	.61	20	1.26	15	1.17	4	.67	104	.92	140	.99
F	Kamateepoor	155	9.19	18	9.94	93	10.68	272	9.73	636	10.21	46	6.87	103	10.41	216	13.62	151	11.78	57	9.53	1209	10.65	1481	10.47
	Parell	8	.47	4	.43	12	.43	42	.67	2	.30	3	.30	9	.57	6	1.01	62	.55	74	.52
	Seoree	11	.65	1	.11	12	.43	18	.29	1	.15	1	.10	7	.41	1	.08	28	.25	40	.28
Water Division	Seo	5	.30	5	.18	51	.82	2	.30	2	.20	12	.76	8	.63	4	.67	79	.70	84	.69
	Mahim	22	1.30	1	.55	2	.21	25	.89	127	2.05	10	1.49	12	1.21	23	1.45	20	1.56	5	.84	197	1.74	222	1.57
	Wurlee	7	.41	1	.55	8	.29	87	1.40	6	.90	7	.71	18	1.13	7	.55	1	.17	126	1.11	134	.95
Non-Resident and Unknown..	..	51	3.02	1	.55	52	1.86	32	.51	13	1.94	5	.51	10	.63	2	.16	13	2.18	75	.66	127	.90
	..	5	.30	5	.18	7	.11	4	.60	5	.51	17	1.07	4	.31	26	4.37	63	.55	68	.48
	..	1687	100	181	100	927	100	2795	100	6331	100	670	100	989	100	1586	100	1282	100	535	100	11353	100	14148	100
BOMBAY		1687	100	181	100	927	100	2795	100	6331	100	670	100	989	100	1586	100	1282	100	535	100	11353	100	14148	100

XXVIII.

DEATHS at different AGES, in different LOCALITIES, during the Year beginning 1st February 1860.

MALES.	A			B			C				D			E						F			Water Division.	Non-Resident and Unknown.	BOMBAY.																																																																																																																																																																																																																																																																																																																																																																																																																																																																																																																																																																																																																																																																																																																																																																																												
	Fort.		Total.	Market.	Mandree.	Oomburkharree.	Total.	Dhobe-tulao.	Bhoosheshwar.	Khara-tulao.	Girgaon.	Total.	Chaputee.	Walakeshwar.	Mahalaxmee.	Total.	Mazgaon.	Tarwaree.	Kamteepoora.	Parell.	Seoroe.	Total.				1	2	3																																																																																																																																																																																																																																																																																																																																																																																																																																																																																																																																																																																																																																																																																																																																																																																									
	1	2																											3	1	2	3	4	1	2	3	4	5	1	2	3	4	5	6	7	8	9	10	11	12	13	14	15	16	17	18	19	20	21	22	23	24	25	26	27	28	29	30	31	32	33	34	35	36	37	38	39	40	41	42	43	44	45	46	47	48	49	50	51	52	53	54	55	56	57	58	59	60	61	62	63	64	65	66	67	68	69	70	71	72	73	74	75	76	77	78	79	80	81	82	83	84	85	86	87	88	89	90	91	92	93	94	95	96	97	98	99	100																																																																																																																																																																																																																																																																																																																																																																																																																																																																																																																																																																																																																																																																											
AGES.	1	2	3	4	5	6	7	8	9	10	11	12	13	14	15	16	17	18	19	20	21	22	23	24	25	26	27	28	29	30	31	32	33	34	35	36	37	38	39	40	41	42	43	44	45	46	47	48	49	50	51	52	53	54	55	56	57	58	59	60	61	62	63	64	65	66	67	68	69	70	71	72	73	74	75	76	77	78	79	80	81	82	83	84	85	86	87	88	89	90	91	92	93	94	95	96	97	98	99	100																																																																																																																																																																																																																																																																																																																																																																																																																																																																																																																																																																																																																																																																																																																	
Days 0 to 15	14	57	6	77	69	105	120	294	76	38	64	67	245	7	9	23	21	7	96	..	124	6	15	7	28	..	7	798	..	7	708																																																																																																																																																																																																																																																																																																																																																																																																																																																																																																																																																																																																																																																																																																																																																																																						
" 16 to 30	7	2	9	4	7	6	17	6	5	4	4	19	..	2	2	7	..	1	8

XXIX.

DEATHS at different AGES, in different LOCALITIES, during the Year beginning 1st February 1860.

FEMALES.	A			B			C				D			E						F				Water Division.	Non-Resident and Unknown.	BOMBAY.																																																																																												
	Total.			Total.			Total.				Total.			Total.						Total.																																																																																																		
	Colaba.	Fort.	Esplanade.	Market.	Mandwee.	Oomburkharee.	Dhobee-tulao.	Bhooleshwar.	Khara-tulao.	Girgaon.	Chapatee.	Wakleshwar.	Mahabaxmee.	Mazgaon.	Tarwaree.	Kamatpeepoor.	Parell.	Seoree.	Total.	1	2	3	4				5	6	7	8	9	10	11	12	13	14	15	16	17	18	19	20	21	22	23	24	25	26	27	28	29	30	31	32	33	34	35	36	37	38	39	40	41	42	43	44	45	46	47	48	49	50	51	52	53	54	55	56	57	58	59	60	61	62	63	64	65	66	67	68	69	70	71	72	73	74	75	76	77	78	79	80	81	82	83	84	85	86	87	88	89	90	91	92	93	94	95	96
AGES.	8	32	8	48	50	88	99	237	37	32	56	35	100	4	7	7	18	19	6	72	1	98	1	5	1	7	5	739																																																																																										
Days 0 to 15	1	..	1	2	6	3	11	5	3	5	1	12	1	1	1	..	2	3	3	..	1	..	1	29																																																																																											
" 16 to 30	8	22	9	39	22	82	69	173	39	26	35	23	123	..	2	5	7	15	..	57	2	175	5	3	6	14	1432																																																																																											
Months 1 to 6	22	57	19	98	51	176	163	390	87	55	71	68	281	8	12	15	35	24	10	87	1	124	3	7	6	16	946																																																																																											
" 7 to 23	20	50	7	77	59	131	127	317	67	47	57	61	232	11	3	11	25	31	7	91	6	135	1	7	4	12	798																																																																																											
Years 2 to 4	4	2	3	9	16	26	37	79	17	11	17	15	60	4	4	5	13	5	6	16	1	29	..	3	..	3	1104																																																																																											
" 5 to 6	5	3	1	9	11	21	30	62	11	9	17	10	47	2	4	5	11	7	2	12	1	24	..	2	2	4	157																																																																																											
" 7 to 9	6	1	4	11	8	20	27	55	15	8	21	16	60	4	5	1	10	8	..	27	4	39	2	..	1	3	179																																																																																											
" 10 to 13	21	43	11	75	59	96	81	236	50	41	60	44	195	10	10	6	26	16	6	48	..	72	1	6	3	10	1615																																																																																											
" 14 to 24	29	38	8	75	48	97	136	281	87	59	85	50	281	10	10	9	29	24	9	79	5	122	3	8	6	17	5810																																																																																											
" 25 to 34	14	16	2	32	25	72	67	164	44	28	37	28	137	8	3	4	15	12	6	53	2	77	4	9	10	23	2452																																																																																											
" 35 to 44	5	15	4	24	18	41	51	110	28	19	24	25	96	2	3	3	8	6	3	34	3	47	6	7	6	19	1305																																																																																											
" 45 to 54	14	18	6	38	23	54	75	152	45	21	27	19	112	5	3	1	9	19	3	51	3	78	5	10	9	24	2415																																																																																											
" 55 to 64	4	20	2	26	12	12	27	51	17	9	8	11	45	1	3	2	6	6	1	25	1	33	1	4	4	9	1171																																																																																											
" 65 to 74	6	15	2	23	25	46	39	110	37	13	28	16	94	9	4	2	15	6	3	34	2	46	2	9	4	15	303																																																																																											
" 75 and above	166	333	86	585	429	768	1031	2428	584	381	548	422	1935	78	73	77	228	199	62	688	31	22	1002	34	80	63	177	5196379																																																																																										
ALL AGES.....																																																																																																																						

XXXI.

DEATHS in different LOCALITIES, in different MONTHS, arranged in QUARTERS, for the Year beginning 1st February 1860.

MALES.	A			B			C				D			E						F				Water Division.	Non-Resident And Unknown.	BOMBAY.				
	Total.			Total.			Total.				Total.			Total.						Total.										
	Colaba.	Fort.	Esplanade.	Market.	Mandwee.	Comburkharee.	Dhobee-tulao.	Bhooleshwur.	Khara-tulao.	Girgaon.	Choputee.	Wakleshwur.	Mahatuxmee.	Mazagaon.	Tarwaree.	Kamatcepoora.	Parell.	Seoree.	Seo.	Mahim.	Wurlee.	Total.								
February	39	26	19	84	38	94	135	267	86	31	53	63	233	22	8	6	36	17	12	88	4	3	124	3	12	4	19	16	9	788
March	54	34	9	97	80	116	178	374	87	43	69	77	276	18	8	6	32	25	14	97	6	3	145	2	19	8	29	12	2	967
April	48	45	12	105	57	105	140	302	108	55	45	55	263	13	6	25	44	52	7	93	5	1	158	7	11	6	24	17	6	919
Quarter 1st	141	105	40	286	175	315	453	943	281	129	167	195	772	53	22	37	112	94	33	278	15	7	427	12	42	18	72	45	17	2674
May	20	58	21	99	63	84	118	265	76	25	68	42	211	10	10	11	31	22	9	70	8	5	114	5	5	7	17	9	3	749
June	12	57	11	80	46	74	86	206	56	36	43	37	172	5	17	6	28	15	5	53	5	..	78	6	10	8	24	4	4	596
July	12	38	8	58	36	72	77	185	54	35	49	35	173	9	7	7	23	15	3	57	75	2	8	3	13	4	1	532
Quarter 2nd	41	153	40	237	145	230	281	656	186	96	160	114	556	24	34	24	82	52	17	180	13	5	267	13	23	18	54	17	8	1877
August	15	41	9	65	42	67	87	196	67	20	43	29	159	8	2	9	19	16	2	54	2	3	77	8	14	9	31	14	1	562
September	9	27	9	45	33	69	63	165	38	25	30	33	126	5	9	4	18	9	5	53	7	..	74	1	7	2	10	1	6	445
October	11	33	13	57	34	76	80	190	53	39	21	31	144	3	3	8	14	16	3	47	1	..	67	4	9	4	17	14	2	505
Quarter 3rd	35	101	31	167	109	212	230	551	158	84	94	93	429	16	14	21	51	41	10	154	10	3	218	13	30	15	58	29	9	1512
November	9	44	12	65	44	88	78	210	42	33	40	29	144	4	6	6	16	15	4	51	1	..	71	3	16	6	19	7	4	536
December	10	28	7	45	48	90	76	214	41	30	35	32	138	6	6	8	20	8	7	63	3	..	81	4	13	8	25	13	5	541
January 1861	10	26	6	42	48	81	102	234	54	30	46	44	174	7	13	13	33	16	7	67	1	3	94	5	24	6	35	11	6	629
Quarter 4th	20	98	25	152	140	262	256	658	137	93	121	105	456	17	25	27	69	39	18	181	5	3	246	12	47	20	79	31	15	1706
Year	249	457	136	842	569	1019	1220	2808	762	402	542	507	2213	110	95	109	314	226	78	793	43	18	1158	50	142	71	263	122	49	7769

XXXII.

DEATHS in different LOCALITIES, in different MONTHS, arranged in QUARTERS, for the year beginning 1st February 1860.

FEMALES.	A			B			C			D			E						F			Water Division.	Non-Resident and Unknown.	BOMBAY.				
	Total.			Total.			Total.			Total.			Total.						Total.									
	Colaba.	Fort.	Esplanade.	Market.	Mandree.	Gomburkharee.	Dhobee-tulao.	Bhooleshwar.	Khara-tulao.	Girgaon.	Chaputee.	Wakleshwar.	Mahaluxmee.	Mazgaon.	Tarwaree.	Kamatpeepoor.	Parell.	Scoree.	Seo.	Mahim.	Worlee.							
February	12	25	7	44	68	108	219	85	30	54	49	9	9	4	22	13	9	66	2	1	91	4	3	1	8	1	603	
March	27	28	13	68	128	149	325	72	42	85	59	7	7	10	24	14	10	96	6	3	129	6	9	10	25	1	832	
April	35	24	13	72	57	114	329	68	40	72	68	13	7	8	28	42	8	76	4	..	130	1	4	3	8	1	817	
Quarter 1st	74	77	33	184	148	310	415	225	112	211	176	29	23	22	74	69	27	238	12	4	350	11	16	14	41	2	4252	
May	13	38	4	55	44	111	255	64	45	62	41	5	11	15	31	31	10	77	..	5	123	..	6	7	13	..	3	692
June	6	33	6	45	30	82	177	38	35	29	29	8	7	7	22	19	4	38	1	2	64	6	5	4	15	..	2	436
July	17	29	5	51	33	75	163	43	34	38	29	3	7	3	13	7	2	45	4	1	59	4	4	4	12	..	1	443
Quarter 2nd	36	100	15	151	107	268	595	145	114	129	99	16	25	25	66	57	16	160	5	8	240	10	15	15	40	..	6	1591
August	11	31	7	49	28	48	138	45	23	42	19	3	2	3	8	11	..	51	3	1	66	3	12	9	24	1	..	415
September	8	27	6	41	23	46	131	39	28	33	29	9	8	4	21	10	6	53	3	1	73	2	8	3	13	1	3	406
October	8	24	8	40	29	75	161	38	25	41	20	4	1	8	13	11	1	41	2	3	58	1	8	7	16	..	1	413
Quarter 3rd	27	82	21	130	80	169	430	116	76	116	68	16	11	15	42	32	7	145	8	5	197	6	28	19	53	2	4	1234
November	10	22	6	38	31	71	172	24	23	32	26	8	3	4	15	11	4	43	2	3	63	1	8	2	11	404
December	9	27	7	43	31	76	162	35	35	31	22	5	7	5	17	9	4	50	3	..	63	2	6	8	16	..	3	430
January 1861	10	25	4	39	32	74	196	39	21	29	31	4	4	6	14	21	4	52	1	2	80	4	7	5	16	1	2	468
Quarter 4th	29	74	17	120	94	221	530	98	79	92	79	17	14	15	46	41	12	145	6	5	209	7	21	15	43	1	5	1302
YEAR	166	333	86	585	429	968	1031	2428	584	381	548	78	73	77	228	190	62	688	31	22	1002	34	80	63	177	5	19	6379

XXXIV.

DEATHS in different LOCALITIES, in different RACES and CASTES, on the ISLAND of BOMBAY, during the Year beginning 1st February 1860.

LOCALITIES.																																																																																																																																																																																																																																																																																																																																																																																																																																																																																																																																																																																																																																																																																																																																																																																																																																																																																																																																																																																																																																																																																																																									
DIVISIONS.	SECTIONS.																																																																																																																																																																																																																																																																																																																																																																																																																																																																																																																																																																																																																																																																																																																																																																																																																																																																																																																																																																																																																																																																																																																								
	Colaba ..	Fort ..	Esplanade ..	Total.....			Market ..	Mandwe ..	Oomburkharee..	Total.....			Dhobee-tulao ..	Bhoolshwur ..	Khara-tulao ..	Girgaon.. ..	Total.....			Chaoptee ..	Walkeshwur ..	Mahaluxmee ..	Total.....			Mazagaon ..	Tarwaree ..	Kamateepoora ..	Parell ..	Seoree ..	Total.....			Seo ..	Mahim ..	Wurlee ..	Total.....			Water Division			Non-Resident and Unknown			BOMBAY																																																																																																																																																																																																																																																																																																																																																																																																																																																																																																																																																																																																																																																																																																																																																																																																																																																																																																																																																																																																																																																																											
A	1	53	..	54	22	74	401	132	91	391	6	40	11	198	6	1	1427	89	51	68	195	31	134	148	2373	143	1769	163	43	61	6	12	69	..	5236	20	50	19	870	26	35	170	186	8	7	4	1	1346	134	53	7	279	18	271	6	..	2	1	13	1	1090	3	32	7	676	77	46	51	1	56	3	3	4	..	929	179	149	45	2321	176	792	247	1	176	13	12	34	3	4048	2	10	2

XXXV.

DEATHS in different OCCUPATIONS, from different CAUSES, during the Year
beginning 1st February 1860.

OCCUPATION, or that of Family.	Still-born.	I Cholera.	II Small-pox.	III Measles.	IV Fever.	V Disease of Nervous Syst.	VI Disease of Vascular Syst.	VII Disease of Respiratory System.	VIII Disease of Alimentary System.	IX Disease of Urinary Syst.	X Disease of Sexual Syst. and Child-bearing.	XI Disease of Locomotive & Tegumentary Syst.	XII Cachexy and Debility.	XIII Leprosy, Tuberc. & Artific.	XIV Dropsy.	XV Accident and Violence.	XVI Other and Unknown Cause.	XVII Total—Exclusive of Still-born.
Annuitant, Independent	1	3	..	1	15	3	..	6	3	1	32
Baker, Grain-parcher, Cook, Confectioner	3	30	4	7	68	10	2	15	17	3	..	1	9	2	..	1	..	175
Beggar, Vagrant, Pauper	7	84	15	27	324	31	4	61	109	4	3	8	46	20	4	11	1	842
Bracelet-maker, dealer	2	6	1	..	1	1	1	2	14
Bullock-driver, Dairy-man	6	30	4	25	168	14	..	21	26	..	3	1	42	2	..	6	..	342
Butcher	1	10	..	11	52	6	..	4	10	..	1	..	3	1	..	98
Cane-worker, Palm-leaf-worker	3	1	..	3	13	2	..	2	4	2	27
Charcoal-dealer	1	5	2	8
Clothier, Draper, Mercer	18	50	20	29	300	27	..	42	48	..	3	2	93	2	2	2	..	680
Coppersmith, Brazier	1	3	1	6	40	2	1	4	7	..	1	..	2	..	4	77
Cotton-worker or Retailer	3	1	17	5	..	1	4	1	..	1	2	32
Crockery-, Glass-dealer	1	1	..	5	2	11
Domestic Servant, Barber	30	147	13	63	435	67	4	87	128	1	8	7	99	4	12	11	..	1080
Druggist, Perfumer	1	1
Dyer	1	..	1	52	6	..	2	6	1	78
Engineer (Civil)	1	4	2	..	3	5	1	16
Engine-driver, Stoker-maker	1	2	2	..	1	2	6	1	..	14
Fisherman, Fishmonger	6	22	3	5	99	9	..	11	24	..	1	1	11	1	2	189
Gardener, Greengrocer, Agriculturist, Hay and Straw-dealer	11	42	2	30	234	18	1	31	52	..	2	..	44	2	2	6	..	446
Gold-, Silver-smith, Jeweller, Watchmaker ..	4	23	2	13	91	12	..	15	15	2	18	..	3	1	..	195
Grain-dealer, or grinder	1	2	1	..	63	5	..	4	3	8	2	..	88
Grocer	2	5	2	2	46	7	..	5	8	..	1	..	1	3	..	80
Gunpowder-, Fireworks-maker, dealer	1	1	2	2	1	..	7
Hawker	3	4	1	11	1	2	1	3	1	..	27
Hemp-, Coir-worker, or dealer	2	..	2	6	1	..	2	3	3	..	1	20
Horse-driver, dealer, Farrier, Groom	9	40	5	29	124	12	..	14	41	..	2	3	35	1	..	4	1	311
Iron-worker, or dealer	3	4	2	10	61	1	..	10	6	..	1	..	10	1	..	166
Labourer	77	628	36	334	1640	118	3	172	339	..	26	14	331	9	23	35	..	3717
Lawyer, and Coven. Civil Servant of Govt.	1	1
Leather-maker, worker, or dealer	8	20	4	20	71	6	..	10	20	..	1	3	22	21	178
Leechman	1	1
Liquor-seller, Distiller, Palm-wine-drawer ..	4	22	3	13	60	10	..	13	16	..	1	..	22	..	3	3	..	160
Marine-stores-dealer	1	1	2
Maritime-man, Boatman	19	121	7	25	227	32	4	39	90	..	2	..	41	1	2	15	..	612
Mason, Quarry-man, Lâme-, Stone-worker, or dealer	13	15	3	23	131	8	..	18	23	..	3	29	2	..	3	258
Medical man	1	4	9	3	..	5	4	1	3	..	1	1	..	31
Merchant, Banker, Broker	22	31	18	19	320	40	4	72	47	..	11	8	65	1	11	5	..	652
Military man or Pensioner	6	48	..	16	117	23	4	34	67	3	2	4	33	..	1	12	..	358
Money-changer, Assayer	1	2	..	1	34	4	..	10	7	1	1	1	5	1	..	67
Musician	1	4	1	3	21	1	..	5	2	3	1	..	41
Oil-drawer or dealer, Soap-maker, Candle- maker	1	4	1	..	32	6	..	1	3	..	1	..	1	49
Painter	3	2	1	1	20	2	..	2	3	33
Pitch, Tar, Rosin-dealer	1	1
Plumber	1	1
Police-man, Watchman, Messenger, Tax-ga- therer	14	73	2	35	146	18	1	20	34	..	4	7	37	..	2	8	..	387
Porter, Palkee-bearer	11	..	2	15	3	..	3	1	6	1	..	43
Potter, Brick-, Tile-maker, or dealer	1	6	1	4	13	1	..	2	3	..	1	..	4	35
Poulterer	1	1	..	2	13	1	2	..	1	..	3	23
Priest	5	..	2	41	16	1	20	10	1	2	..	21	1	3	1	..	132
Printer, Stationer, Book-binder, or dealer ..	1	8	..	10	29	2	1	4	9	..	1	..	2	1	..	67
Prostitute	4	4	1	1	31	4	..	5	9	2	..	1	3	..	61
Purveyor, Bombardman	1	5	2	..	1	2	2	13
Salt-maker, dealer	1	3	1	1	1	5
Scavenger, Sweeper	1	4	4	4	23	4	..	6	24	1	..	2	4	1	..	70
Schoolmaster, Teacher	4	3	..	3	34	3	..	3	12	3	63
Silk-worker, dealer	1	5	..	2	23	4	1	6	7	..	3	..	5	1	..	57
Tailor, Sempster, Embroiderer, Tent-maker ..	8	24	4	26	163	8	1	28	35	..	2	..	45	337
Tavern-, Coffee- Boarding-house-keeper	2	1	5
Tin, Tinplate worker, Glazier	1	1	..	1	3
Tobacco-, Betel-, Opium-, Gunja-dealer	7	..	5	21	4	..	3	2	6	48
Umbrella-, maker, dealer	1	1
Washerman	12	17	2	13	74	8	..	12	16	1	3	1	17	1	..	1	..	160
Water-carrier	2	6	1	6	40	5	2	5	7	2	11	3	..	88
Wood-worker, or dealer	26	71	6	45	330	45	2	64	95	..	9	4	72	3	12	6	..	764
Writer, Accountant	10	23	5	47	220	38	5	71	54	1	7	5	33	..	10	8	..	627
Unknown Occupation	9	3	2	1	4	7	1	6	8	1	3	1	..	11	11	50
TOTAL	361	1687	181	927	6231	670	43	989	1586	19	105	85	1289	54	100	173	13	14148

XXXVI.

DEATHS in different OCCUPATIONS, in different QUARTERS, on the ISLAND of BOMBAY, during the Year beginning 1st February 1860.

OCCUPATION, or that of Family.	Quarter 1st.				Quarter 2nd.				Quarter 3rd.				Quarter 4th.				Total - Exclusive of Still-born.
	February.	March.	April.	Total.	May.	June.	July.	Total.	August.	September.	October.	Total.	November.	December.	January 1861.	Total.	
Annuitant, Independent	5	3	3	11	5	4	2	11	1	2	2	5	1	..	4	5	32
Baker, Grain-parcher, Cook, Confectioner.....	22	21	21	64	20	10	11	41	8	10	10	34	7	11	12	80	175
Beggar, Vagrant, Pauper	89	94	86	269	64	64	52	180	50	67	74	191	67	48	87	202	842
Bracelet-maker, dealer	2	1	1	4	2	1	2	5	2	1	..	3	2	5	14
Bullock-driver, Dairy-man	33	38	41	112	48	20	20	100	13	10	10	43	23	29	33	85	342
Butcher	2	10	10	46	10	7	8	31	7	2	5	14	4	2	1	27	98
Cane-worker, Palm-leaf-worker	3	3	4	10	3	4	1	8	3	1	2	6	2	1	..	3	27
Charcoal-dealer	2	2	1	..	3	4	2	2	8
Clothier, Draper, Mercer	73	101	100	280	74	41	44	159	42	30	38	110	37	40	48	125	680
Coppersmith, Brazier	6	12	11	29	7	4	5	16	1	2	2	10	9	7	6	23	77
Cotton-worker, or retailer	4	4	..	8	3	4	4	11	3	1	2	6	2	1	4	27	52
Crockery-, Glass-, dealer	3	1	..	4	..	2	3	5	1	1	..	2	11
Domestic Servant, Barber	110	131	113	354	96	78	93	207	78	57	63	198	94	87	80	207	1056
Druggist, Perfumer	1	1	1
Dyer	1	13	5	19	1	12	13	8	6	4	18	6	9	13	78
Engineer (Civil)	1	..	3	4	..	1	3	4	4	..	2	6	2	2	16
Engine-driver, Stoker, maker	2	4	6	..	1	1	2	1	1	1	2	2	5	14
Fisherman, Fishmonger	9	25	24	58	15	17	7	39	21	11	9	41	12	10	23	51	189
Gardener, Green-grocer, Agriculturist, Hay and Straw-dealer	37	45	53	135	52	47	35	134	30	38	38	106	24	20	38	91	460
Gold-, Silver-smith, Jeweller, Watchmaker	10	25	27	68	19	16	18	53	19	8	17	44	7	7	10	30	195
Grain-dealer, or grinder	6	7	8	21	12	5	11	28	5	5	8	18	11	7	3	21	88
Grocer	6	6	13	25	6	4	10	20	7	2	9	18	6	5	6	17	80
Gunpowder, Fireworks-maker, dealer	1	..	1	2	1	2	..	3	1	2	7
Hawker	4	6	2	12	1	1	2	4	4	2	1	7	..	1	3	4	27
Hemp-, Coir-worker, or dealer	1	4	..	5	0	1	..	7	2	1	3	6	1	1	..	2	20
Horse-driver, dealer, Farrier, Groom	34	54	39	127	23	16	20	59	22	10	28	60	15	31	19	65	311
Iron-worker, or dealer	12	10	10	32	10	9	7	26	8	3	8	19	8	6	15	29	106
Labourer.....	421	538	531	1490	418	237	202	857	181	207	199	587	239	259	285	782	3717
Lawyer, and Coven. Civil Servant of Govt.....	1	1	1
Leather-maker, worker, or dealer	20	26	20	66	14	21	13	53	10	8	19	31	11	11	6	28	178
Leech-man.....	1	1	1
Liquor-seller, Distiller, Palm-wine-drawer.....	15	21	17	53	13	7	9	29	25	14	9	48	16	9	11	30	160
Marine-stores-dealer	2	2	2
Maritime-man, Boatman	54	72	75	201	59	44	39	142	50	29	46	125	33	48	63	144	612
Mason, Quarry-man, Lime-, Stone-worker, or dealer	9	33	24	66	22	28	28	78	28	19	15	62	17	19	10	52	258
Medical man	4	1	1	6	3	2	7	3	4	5	12	1	1	1	4	31	61
Merchant, Banker, Broker	48	48	72	168	62	53	41	156	67	49	59	175	61	46	40	153	632
Military man, or Pensioner	44	45	30	125	47	30	23	100	22	13	31	66	22	27	18	67	358
Money-changer, Assayer.....	11	6	7	24	3	7	4	14	4	0	7	17	4	0	2	12	67
Musician.....	2	7	7	16	5	3	1	9	2	1	1	4	1	6	5	12	41
Oil-drawer, or dealer, Soap-maker, Candle- maker	6	5	4	15	6	6	4	16	3	1	1	5	5	4	4	13	40
Painter.....	5	2	..	7	1	7	4	12	3	8	1	12	1	1	..	2	33
Pitch, Tar, Rosin-dealer	1	..	1	1	1
Plumber	1	..	1	1
Policeman, Watchman, Messenger, Tax-ga- therer	46	51	42	139	30	20	18	83	31	21	30	82	27	24	32	83	387
Porter, Palkce-bearer	4	2	6	12	1	0	2	3	5	9	..	14	3	2	3	8	43
Potter, Brick-, Tile-maker, or dealer.....	5	2	3	10	3	7	5	15	4	..	1	5	..	3	2	5	35
Poulterer.....	4	2	1	7	2	2	1	5	2	1	1	4	3	3	1	7	23
Priest	6	13	10	29	17	18	16	51	13	14	5	32	7	8	5	20	132
Printer, Stationer, Bookbinder, dealer	6	8	10	24	6	8	2	16	4	1	3	8	6	9	4	19	67
Prostitute.....	7	6	5	20	6	3	4	13	0	3	9	12	4	2	4	10	61
Purveyor, or Bumboatman.....	2	3	1	6	2	..	1	3	2	2	1	..	1	2	13
Salt-maker, dealer	2	2	1	..	1	2	1	1	5
Scavenger, Sweeper	4	11	10	25	14	6	6	26	5	6	3	14	1	2	8	11	76
School-master, Teacher	3	10	5	18	8	0	4	12	5	8	3	10	2	4	5	11	63
Silk-worker, dealer	6	4	3	13	7	8	11	26	3	4	3	10	2	4	2	8	57
Tailor, Sempster, Embroiderer, Tent-maker	27	57	46	130	23	8	28	59	34	22	10	72	20	24	32	76	337
Tavern-, Coffee-, Boarding-house-keeper...	2	..	2	..	1	3	3
Tin, Tinplate-worker, Glazier	2	2	1	1	3
Tobacco-, Betel-, Opium-, Ganja-dealer.....	2	7	4	13	9	3	5	17	4	4	5	13	2	..	3	5	48
Umbrella-maker, dealer	1	1	1
Washerman	14	21	20	55	24	12	15	51	13	15	5	33	8	8	11	27	166
Water-carrier	12	12	11	35	7	9	9	25	5	3	5	13	5	7	3	15	88
Wood-worker, or dealer	68	84	94	246	78	61	51	190	52	48	54	154	68	51	53	174	704
Writer, Accountant	44	67	67	178	57	42	38	137	44	29	39	112	27	30	37	100	527
Unknown occupation	5	8	5	18	2	5	1	8	4	8	5	17	4	6	6	16	50
Total.....	1891	1799	1796	4026	1441	1052	975	3468	977	851	918	2746	940	971	1097	3008	14148

XXXVII.

STILL-BORN in different RACES and CASTES, arranged in QUARTERS, for the Year beginning 1st February 1860.

	MALES.													FEMALES.													PERSONS.																		
	Boodhist—Jain, &c.	Brahman.	Linguet and Bhatta.	Hindoo of other Caste.	Hindoo Out-Caste.	Moosulman.	Parsee.	Jew.	Native Christian.	Indo-European.	European.	Negro-African.	Other and Unknown Race.	ALL RACES.	Boodhist—Jain, &c.	Brahman.	Linguet and Bhatta.	Hindoo of other Caste.	Hindoo Out-Caste.	Moosulman.	Parsee.	Jew.	Native Christian.	Indo-European.	European.	Negro-African.	Other and Unknown Race.	ALL RACES.	Boodhist—Jain, &c.	Brahman.	Linguet and Bhatta.	Hindoo of other Caste.	Hindoo Out-Caste.	Moosulman.	Parsee.	Jew.	Native Christian.	Indo-European.	European.	Negro-African.	Other and Unknown Race.	ALL RACES.			
February	1	4	3	1	1	1	1	1	1	1	1	1	1	10	2	1	1	1	1	1	1	1	1	1	1	1	5	3	3	1	4	4	2	1	1	1	1	1	1	1	1	1	15		
March	2	8	1	1	1	1	1	1	1	1	1	1	1	17	1	1	1	1	1	1	1	1	1	1	1	1	7	3	3	1	9	2	8	1	1	1	1	1	1	1	1	1	24		
April	1	14	1	1	1	1	1	1	1	1	1	1	1	20	1	1	1	3	1	1	1	1	1	1	1	1	5	1	1	1	17	1	5	1	1	1	1	1	1	1	1	1	25		
Quarter 1st	3	26	4	11	1	1	1	1	1	1	1	1	1	47	3	1	1	4	3	4	1	1	1	1	1	1	17	6	1	1	30	7	15	1	1	1	1	1	1	1	1	1	4	64	
May	2	7	1	11	1	1	1	1	1	1	1	1	1	24	2	1	1	5	1	5	1	1	1	1	1	1	11	2	1	1	12	1	16	1	1	1	1	1	1	1	1	1	2	55	
June	1	11	1	5	1	1	1	1	1	1	1	1	1	18	1	1	1	8	1	1	1	1	1	1	1	1	10	1	1	1	19	1	6	1	1	1	1	1	1	1	1	1	28		
July	1	2	1	10	1	1	1	1	1	1	1	1	1	21	2	1	1	5	1	2	1	1	1	1	1	1	12	2	1	1	10	1	12	4	1	1	1	1	1	1	1	1	1	33	
Quarter 2nd	2	3	23	126	2	1	2	1	2	1	1	1	1	63	2	1	1	18	1	8	2	1	1	1	1	1	1	33	4	1	1	41	2	34	4	1	2	1	1	1	1	1	1	3	96
August	2	1	11	5	1	1	1	1	1	1	1	1	1	25	1	1	1	6	1	3	1	1	1	1	1	1	11	2	2	1	17	1	8	1	2	1	1	1	1	1	1	1	3	36	
September	1	11	1	7	1	1	1	1	1	1	1	1	1	19	1	1	1	10	1	2	1	1	1	1	1	1	13	1	1	1	21	1	9	1	1	1	1	1	1	1	1	1	1	32	
October	5	1	4	1	1	1	1	1	1	1	1	1	1	18	1	1	1	3	1	4	1	1	1	1	1	1	9	5	1	2	7	1	8	1	1	1	1	1	1	1	1	1	1	27	
Quarter 3rd	8	1	2	26	1	16	1	3	1	3	2	1	1	62	1	2	1	10	1	9	1	1	1	1	1	1	1	33	8	3	3	45	2	25	1	3	1	2	1	1	1	1	1	3	95
November	3	8	1	8	1	1	1	1	1	1	1	1	1	23	1	1	1	7	1	4	1	1	1	1	1	1	12	4	1	1	15	1	12	1	1	1	1	1	1	1	1	1	1	35	
December	3	1	11	3	4	1	1	1	1	1	1	1	1	26	1	1	1	3	1	5	1	1	1	1	1	1	13	4	2	1	14	4	9	2	1	1	2	1	1	1	1	1	39		
January 1861	1	1	12	1	3	1	1	1	1	1	1	1	1	17	1	1	1	11	1	3	1	1	1	1	1	1	15	1	1	1	23	1	6	1	1	1	1	1	1	1	1	1	32		
Quarter 4th	7	1	1	31	5	15	2	1	2	1	1	1	1	66	2	1	1	21	1	12	1	1	1	1	1	1	40	9	2	1	52	6	27	3	1	2	1	2	1	1	1	1	106		
YEAR	20	2	6106	1168	4	3	7	4	3	7	4	3	7	238	7	4	2	62	633	3	1	1	1	1	1	1	4	123	27	6	8168	17101	7	3	7	1	5	1	1	1	1	1	361		

XXXVIII.

STILL-BORN in different LOCALITIES, arranged in QUARTERS, for the Year beginning 1st February 1860.

MALES.	A				B				C				D			E					F				Water Division.	Non-Resident and Unknown.	BOMBAY.
	Colaba.		Fort.		Esplanade.		Total.		Diobee-tulao.	Bhoosleshwar.	Khara-tulao.	Girgaon.	Total.	Chapotee.	Wakleshwar.	Mahalaxmee.	Total.	Mazgaon.	Tarwarree.	Kamateepoora.	Parell.	Seoree.	Total.	Seo.	Mahim.	Wurlee.	Total.
	1	2	3	4	5	6	7	8	1	2	3	4	5	1	2	3	4	5	6	7	8	9	10	11	12	13	14
February	1	2	3	4	5	6	7	8	1	2	3	4	5	1	2	3	4	5	6	7	8	9	10	11	12	13	14
March	2	3	4	5	6	7	8	9	1	2	3	4	5	1	2	3	4	5	6	7	8	9	10	11	12	13	14
April	1	2	3	4	5	6	7	8	1	2	3	4	5	1	2	3	4	5	6	7	8	9	10	11	12	13	14
Quarter 1st	3	4	5	6	7	8	9	10	1	2	3	4	5	1	2	3	4	5	6	7	8	9	10	11	12	13	14
May	1	2	3	4	5	6	7	8	1	2	3	4	5	1	2	3	4	5	6	7	8	9	10	11	12	13	14
June	1	2	3	4	5	6	7	8	1	2	3	4	5	1	2	3	4	5	6	7	8	9	10	11	12	13	14
July	1	2	3	4	5	6	7	8	1	2	3	4	5	1	2	3	4	5	6	7	8	9	10	11	12	13	14
Quarter 2nd	1	2	3	4	5	6	7	8	1	2	3	4	5	1	2	3	4	5	6	7	8	9	10	11	12	13	14
August	3	4	5	6	7	8	9	10	1	2	3	4	5	1	2	3	4	5	6	7	8	9	10	11	12	13	14
September	1	2	3	4	5	6	7	8	1	2	3	4	5	1	2	3	4	5	6	7	8	9	10	11	12	13	14
October	5	6	7	8	9	10	11	12	1	2	3	4	5	1	2	3	4	5	6	7	8	9	10	11	12	13	14
Quarter 3rd	9	10	11	12	13	14	15	16	1	2	3	4	5	1	2	3	4	5	6	7	8	9	10	11	12	13	14
November	1	2	3	4	5	6	7	8	1	2	3	4	5	1	2	3	4	5	6	7	8	9	10	11	12	13	14
December	2	3	4	5	6	7	8	9	1	2	3	4	5	1	2	3	4	5	6	7	8	9	10	11	12	13	14
January 1861	1	2	3	4	5	6	7	8	1	2	3	4	5	1	2	3	4	5	6	7	8	9	10	11	12	13	14
Quarter 4th	4	5	6	7	8	9	10	11	1	2	3	4	5	1	2	3	4	5	6	7	8	9	10	11	12	13	14
YEAR	18	19	20	21	22	23	24	25	26	27	28	29	30	31	32	33	34	35	36	37	38	39	40	41	42	43	44

XXXIX.

NUMBER of DEATHS and STILL-BORN in various HINDOO CASTES,
JAIN NAT, and MOOSULMAN RACES, registered during the Year beginning
1st February 1860.

HINDOO CASTES, Males.	February.	March.	April.	May.	June.	July.	August.	September.	October.	November.	December.	January 1861.	Total.
Agree	14	10	21	9	18	8	10	10	5	7	5	10	127
Bhatia	6	7	13	8	11	13	8	12	12	11	14	10	125
Bhoee	1	3	3	4	4	2	2	1	1	4	5	1	31
Bhosar	1	1	1	1	2	..	1	..	2	..	1	10
Bhundaree	39	25	25	16	18	10	23	14	16	14	14	14	239
Bhungsalee	4	2	..	4	2	1	2	1	4	1	1	1	23
Boorood	1	3	2	2	2	..	2	4	..	3	2	2	23
Brahmun	18	18	15	20	15	24	15	16	15	23	19	24	222
Byragee, Gonsavee	2	3	2	2	..	1	2	2	2	3	1	3	23
Chutree	2	1	2	1	1	..	1	1	9
Dhobee	7	6	10	10	7	11	6	3	1	4	4	5	74
Dhūngur	3	2	2	1	4	1	1	1	15
Gaolee, Aheer	4	8	8	10	6	5	4	3	5	3	1	2	59
Gholee	1	1	2	1	2	1	8
Kamat,hee Phoolmalee	17	12	11	11	6	7	10	6	5	11	10	13	119
„ Koolee	2	..	1	1	1	2	..	2	..	9
„ Wunjaree	1	2	1	1	1	1	7
Kantaree	2	1	1	..	3	1	4	12
Kasar	5	8	6	4	5	4	2	3	1	6	3	5	52
Kharwa	5	6	5	5	2	4	5	2	1	4	3	4	46
Khutree	6	6	6	4	9	9	5	4	3	4	5	4	65
Kolee	9	21	22	12	17	10	12	11	9	18	10	16	167
Koombhar	4	1	1	..	5	..	1	1	1	..	1	..	15
Komtee	1	2	3
Koonbee	57	58	65	47	42	32	25	26	20	23	25	25	446
Koshtee	1	6	2	2	2	1	1	15
Lingaet-Jungum	5	4	5	1	3	1	3	..	3	..	4	6	35
Lohana	12	20	23	17	18	14	16	9	19	14	18	21	201
Lohar	3	1	5	3	..	3	5	..	4	4	2	5	35
Malce	11	12	8	11	10	3	6	5	3	2	1	6	78
Munjeelee	3	1	..	1	..	1	3	9
Muratha	151	174	179	128	109	78	85	70	77	66	92	92	1321
Nhavee	6	13	4	8	..	3	5	6	3	2	7	4	61
Char-Kulshee	3	3	1	1	8
Panch-Kulshee	4	6	8	6	5	2	3	2	4	9	6	8	63
Purbhoo-Kaista	2	1	3
„ Puttunee	2	5	5	3	3	2	4	3	1	5	3	4	40
Rajpoot	4	3	2	..	2	1	2	5	7	4	4	3	37
Salce	2	3	4	1	..	1	1	1	1	1	1	..	16
Shenvee	6	2	4	2	..	1	2	1	18
Simpee	2	11	15	11	5	11	4	6	3	6	3	11	83
Sonar	11	14	17	16	10	12	13	6	9	3	6	9	126
Sootar	6	12	11	3	4	5	5	1	8	5	2	2	64
Telee	7	7	1	1	2	1	..	1	20
Waghree	2	4	4	6	3	4	..	2	25
Wunjaree	1	8	6	4	3	3	2	2	4	..	1	7	41
Vues-Wance	7	15	10	7	4	2	5	4	2	5	3	2	66

HINDOO CASTES, Females.	February.	March.	April.	May.	June.	July.	August.	September.	October.	November.	December.	January 1861.	Total.
Agree.....	22	13	13	13	7	14	8	3	9	7	10	16	135
Bhatia	11	10	8	11	14	6	9	10	14	8	10	9	120
Bhoee	3	2	3	4	2	1	1	1	2	..	19
Bhosar	1	1	2	2	6
Bhundaree	29	32	29	13	9	18	16	17	13	15	15	14	220
Bhungsalee	1	4	2	1	1	..	3	2	1	..	1	..	16
Boorood	2	2	1	1	..	1	1	1	..	1	2	2	14
Brahmun	13	9	13	10	16	9	7	12	8	12	14	9	132
Byragee, Gonsavee	3	3	4	2	3	1	16
Chutree	1	1
Dhobee	8	10	12	12	6	4	6	9	2	3	6	3	81
Dhungur	2	3	3	2	1	2	1	2	1	2	19
Gaolee, Aheer	4	7	4	9	5	1	6	3	2	2	1	5	49
Gholee	1	1	1	..	1	..	1	1	1	7
Kamat, hee, Phoolmalee	11	8	10	12	6	11	8	10	7	7	10	11	111
„ Koolee	1	1	2	1	1	..	1	1	..	8
Kantaree	2	..	4	3	3	3	1	1	..	1	2	1	21
Kasar	5	4	8	4	1	1	1	5	2	8	4	4	47
Kharwa	2	2	9	11	7	8	3	1	2	1	4	3	53
Khutree	3	1	3	8	..	8	..	3	6	4	6	4	46
Kolee	9	17	13	12	4	5	11	10	9	3	14	16	123
Koombhar	1	1	2	..	2	2	1	1	10
Komtee	2	2
Koonbee	33	50	50	59	27	21	7	17	18	17	11	9	319
Koshtee	1	2	6	2	2	..	1	..	14
Lingaet-Jungum	1	2	..	1	1	2	2	1	..	1	2	13
Lohana	14	18	20	23	16	21	10	4	17	20	16	15	195
Lohar	2	3	3	4	5	1	4	2	4	5	3	2	38
Malce	16	11	10	8	3	2	4	6	3	3	3	..	63
Munjeelee	1	2	..	1	..	1	2	7
Muratha	111	139	173	127	86	69	64	73	69	75	60	82	1128
Nhavee	7	9	5	10	2	6	1	..	2	1	2	6	51
Char-Kulshee	1	1
Panch-Kulshee	7	11	7	8	6	2	4	4	1	7	8	6	71
Purbhoo-Kaista	3	2	1	1	1	8
„ Puttunee	3	3	3	3	1	..	3	1	5	2	..	3	27
Rajpoot	2	1	..	4	1	..	1	1	3	..	13
Salee	3	6	1	1	1	..	2	1	..	2	5	22
Shenvee	1	3	5	6	3	..	4	1	..	1	2	1	27
Simpee	11	22	14	9	1	3	7	2	7	5	7	10	98
Sonar	5	14	18	8	4	6	11	5	6	5	2	7	91
Sootar	1	2	8	6	3	3	2	7	2	..	2	2	38
Telee	5	4	9
Waghree	3	3	5	5	1	..	2	..	1	1	1	1	23
Wunjaree	3	5	4	5	3	1	2	1	2	4	6	4	40
Vues-Wancee	2	12	12	5	3	2	4	3	3	3	1	3	53
HINDOO OUT-CASTES, Males.													
Bhungee	4	8	5	7	3	5	4	3	..	2	2	6	49
Chumbhar	3	5	5	..	6	6	3	2	3	2	4	3	42
Dher	4	5	2	5	4	2	2	2	3	3	5	2	39
Mang	3	2	5	2	..	1	1	1	1	1	..	17
Mhar	20	21	7	15	9	9	4	13	9	13	10	8	138
Mochee	3	9	4	10	5	12	2	1	9	4	6	3	68
Purwarce	4	4	6	9	1	2	2	4	5	6	2	2	47

HINDOO OUT-CASTES, Females.	February.	March.	April.	May.	June.	July.	August.	September.	October.	November.	December.	January 1861.	Total.
Bhungee	1	3	5	5	3	1	1	1	3	2	25
Chambhar.....	8	8	4	4	4	..	2	30
Dher	2	5	7	4	3	2	3	6	6	3	5	3	49
Mang.....	..	1	..	2	1	2	2	9
Mhar.....	13	28	20	10	9	8	8	6	6	10	8	12	138
Mochee.....	6	5	6	5	9	..	4	5	4	6	3	2	55
Purwaree	3	7	4	1	3	3	3	2	3	1	3	2	35
JAIN NAT, Males.													
Agur	1	1
Vissa Agur	2	1	..	3	1	2	1	..	1	11
Dussa Agur	1	..	1	2
Goojur	1	1	2
Dussa Jharola	1	1
Kapool	1	3	4	4	3	2	4	2	2	7	4	4	40
Kurwa Koonbee	1	1	2
Lar.....	..	1	1
Vissa Lar	2	2	..	2	2	2	..	2	2	14
Lewa Koonbee	1	1	..	1	1	1	2	2	9
Misra.....	2	..	1	..	1	1	..	1	6
Mor	1	1	1	3
Vissa Mor	1	2	1	..	4
Dussa Mor	1	3	1	2	2	4	..	2	1	1	..	17
Vissa Nagur	2	1	..	1	1	..	5
Dussa Nagur	1	1	1	3
Vissa Oswar	5	3	8	3	..	2	3	2	3	4	9	4	46
Dussa Oswar	7	8	6	7	2	6	8	1	12	8	8	7	80
Vissa Porwar	4	2	1	..	3	1	2	1	..	14
Dussa Porwar	1	..	2	2	1	3	9
Vissa Sorotia	2	1	3
Dussa Sorotia	1	1	1	3
Vissa Sreemalee	1	..	1	4	2	3	2	3	1	4	4	2	27
Dussa Sreemalee.....	2	2	1	3	3	2	4	6	4	..	27
Dussa Val	1	1	2
JAIN NAT, Females.													
Vissa Agur	1	..	2	..	1	1	5
Dussa Agur	1	1
Goojur	1	1	..	1	2	5
Kapool	4	2	3	8	3	6	1	2	4	5	4	4	46
Kurwa Koonbee	1	1
Vissa Lar	1	4	..	1	1	2	2	..	1	..	2	..	14
Dussa Lar	1	1
Lewa Koonbee	3	1	1	1	..	6
Misra.....	1	1
Vissa Mor	1	1	1	1	..	1	2	1	..	8
Dussa Mor	1	..	1	2	2	1	7
Vissa Nagur.....	..	1	1	..	1	3
Dussa Nagur	1	1
Vissa Oswar.....	2	..	3	4	1	2	1	1	3	3	4	3	27
Dussa Oswar	3	5	5	8	4	4	2	4	6	8	..	9	58
Vissa Porwar	1	1	1	3
Dussa Porwar	1	2	2	1	1	..	1	..	1	..	9
Dussa Sorotia	1	2	1	2	3	1	1	1	2	14
Vissa Sreemalee	1	1	3	3	..	1	1	..	2	1	1	2	16
Dussa Sreemalee.....	3	4	5	2	4	3	7	4	2	2	36
Dussa Val	1	1

MOOSULMAN RACES, <i>Males.</i>	February.	March.	April.	May.	June.	July.	August.	September.	October.	November.	December.	January 1861.	Total.
Arab	3	4	10	5	2	..	4	2	4	9	6	5	54
Bora	2	5	8	..	1	4	4	..	4	..	1	3	32
Khoja	11	8	6	8	4	7	9	3	4	2	7	8	77
Memun	13	18	13	7	8	6	9	6	11	9	10	11	121
Moghul	3	1	5	6	2	1	2	1	1	1	2	3	28
Moosulman	34	35	14	32	22	18	10	23	24	28	28	26	294
Put,han	16	22	14	16	11	14	13	9	15	11	12	8	161
Shekh	100	145	128	92	52	65	75	68	62	78	66	110	1041
Syud	4	5	4	2	4	4	1	2	2	2	4	1	35
MOOSULMAN RACES, <i>Females.</i>	February.	March.	April.	May.	June.	July.	August.	September.	October.	November.	December.	January 1861.	Total.
Arab	4	2	1	2	1	10
Bora	1	7	2	..	2	5	1	2	..	1	2	1	24
Khoja	3	9	8	14	4	7	6	7	4	4	3	9	78
Memun	13	21	14	11	16	11	9	4	13	13	8	16	149
Moghul	1	5	1	1	2	1	5	16
Moosulman	18	28	20	16	13	17	11	12	14	13	15	16	193
Put,han	13	14	16	7	8	7	6	4	7	12	9	10	113
Shekh	94	122	112	86	56	64	64	77	53	63	64	68	923
Syud	3	11	5	5	2	..	6	1	4	3	40



XL.

ABSTRACT of the METEOROLOGICAL OBSERVATIONS supplied from the Bombay Observatory during
the year beginning the 1st February 1860.

	PRESSURE of AIR. (Barometer 37½ feet above the mean sea level, and reduced to 32° Fahr.)			TEMPERATURE OF AIR IN THE SHADE.			HYGROMETRIC STATE OF AIR.			WIND.		RAIN.	
	Inches.			Degrees Fahr.			Degrees Fahr.			From Sea.	From Land.	Inches.	On Days.
	Mean.	Range.	Absolute Range.	Mean.	Range.	Absolute Range.	Mean.	Range.	Absolute Range.				
February 1860	29.875	.128	.281	75.5	13.1	28.0	66.6	8.1	23.3	20½	3½
March	846	.122	.245	79.6	12.0	22.6	70.4	5.6	20.2	22½	1½
April	826	.120	.280	81.6	10.1	14.0	74.2	4.2	8.6	23	1
Quarter 1st	849	.123	.333	78.9	11.4	28.3	70.4	6.0	27.9	22	2
May	764	.112	.252	85.1	8.8	15.3	76.2	3.1	6.9	23½	½
June	650	.099	.361	83.9	9.1	19.2	78.9	4.2	9.6	21½	2½	21.71	19
July	630	.081	.253	81.0	5.9	13.3	78.2	3.8	9.9	22½	1½	22.21	27
Quarter 2nd	681	.097	.429	83.3	7.9	19.3	77.8	3.7	10.4	22½	1½	43.92	46
August	721	.096	.365	81.0	7.3	12.0	76.4	3.7	6.1	23½	¾	7.03	24
September	735	.094	.270	81.2	7.7	13.0	76.4	3.6	7.9	20½	3½	8.15	18
October	809	.121	.277	83.2	10.1	18.6	77.4	4.6	10.9	15½	8½	2.50	8
Quarter 3rd	755	.104	.370	81.8	8.4	18.6	76.7	4.0	10.9	19½	4½	17.68	50
November	837	.128	.328	78.7	15.4	21.8	66.5	11.0	28.1	12	12
December	918	.111	.258	77.5	15.8	23.8	67.4	9.6	17.0	14½	9½
January 1861	907	.126	.251	74.8	14.3	25.5	62.1	10.2	35.2	15½	8½
Quarter 4th	887	.123	.328	77.0	15.2	29.3	65.3	10.3	35.7	14	10
YEAR	29.793	.111	.643	80.2	10.7	31.2	72.5	6.0	43.1	19½	4½	61.60	96









D E A T H S

IN

B O M B A Y

DURING

1860.

PRINTED, BY ORDER OF GOVERNMENT,
AT THE
EDUCATION SOCIETY'S PRESS, BYCULLA.

1861.