

**The Bellevue Hospital nomenclature of diseases and conditions : with rules for the recording and filing of histories / compiled by the Committee on Clinical Records composed of Robert J. Carlisle [and others].**

**Contributors**

Bellevue Hospital. Committee on Clinical Records.  
Carlisle, Robert J.  
Bellevue Hospital. Board of Trustees.  
Augustus Long Health Sciences Library

**Publication/Creation**

New York : Board of Trustees of Bellevue and Allied Hospitals, 1911.

**Persistent URL**

<https://wellcomecollection.org/works/u4swa3m3>

**License and attribution**

This material has been provided by This material has been provided by the Augustus C. Long Health Sciences Library at Columbia University and Columbia University Libraries/Information Services, through the Medical Heritage Library. The original may be consulted at the the Augustus C. Long Health Sciences Library at Columbia University and Columbia University. where the originals may be consulted.

This work has been identified as being free of known restrictions under copyright law, including all related and neighbouring rights and is being made available under the Creative Commons, Public Domain Mark.

You can copy, modify, distribute and perform the work, even for commercial purposes, without asking permission.



Wellcome Collection  
183 Euston Road  
London NW1 2BE UK  
T +44 (0)20 7611 8722  
E [library@wellcomecollection.org](mailto:library@wellcomecollection.org)  
<https://wellcomecollection.org>

DUPLICATE



HX00014281

# THE BELLEVUE HOSPITAL NOMENCLATURE

OF

DISEASES AND CONDITIONS

---

Adopted by the Board of Trustees, 1903  
Revised, 1911




RC 96

N 48


1911

**Columbia University**  
**in the City of New York**  
**College of Physicians and Surgeons**  
**Library**









# THE BELLEVUE HOSPITAL NOMENCLATURE

OF

## DISEASES AND CONDITIONS

WITH

## RULES FOR THE RECORDING AND FILING OF HISTORIES

---

Compiled by the  
COMMITTEE ON CLINICAL RECORDS

Composed of  
ROBERT J. CARLISLE, M. D.  
WARREN COLEMAN, M. D.  
THOMAS A. SMITH, M. D.  
EDMUND L. DOW, M. D.

---

Adopted by the Board of Trustees, 1903

---

Revised and Made to Conform to the International  
Classification, 1911

---

Copyright, 1911, by the Board of Trustees of  
Bellevue and Allied Hospitals  
NEW YORK

1911



THE BELLEVUE HOSPITAL  
NOMENCLATURE

RC96

N48

1911

RULES FOR THE RECORDING AND  
FILING OF HISTORIES

M. B. BROWN PRINTING & BINDING CO.,  
49-57 PARK PLACE, NEW YORK.

## PREFACE

The Bellevue Hospital Nomenclature, compiled by this Committee, was first published in 1903. It was revised and entirely recast in 1909 and published in the New York Medical Journal in May and June of that year.

In this, the third edition, the nomenclature has been again revised and has been collocated with the International List of Causes of Death, by prefixing to each of its terms the proper International Title Number. The Nomenclature thus constitutes an amplification of that list, rendering it suitable for the registration and compilation of morbidity as well as mortality statistics.

The classification of terms into separate groups, alphabetically arranged, is designed to meet the needs of large hospitals where volumes of histories must be kept, easily accessible and in a useful order.

A statement of the primary causes of injuries being necessary for the purposes of vital statisticians\* and of industrial and insurance statisticians as well, a plan has been incorporated whereby, not only is the nature of the injury shown, but the character of the violence is also indicated. This scheme was devised from the Draft of proposed Arrangement of Violent Deaths, which was included by the American Committee in their recommendations preliminary to the Congress of Revision, at Paris, in July, 1909.

The orthography conforms to that recommended by the Basle Anatomical Nomenclature and endorsed by the

\*See "Mortality Statistics," 1906, Bureau of the Census, Washington.



## Committee on Nomenclature of the American Medical Association.

The Committee on Clinical Records is under the greatest obligation to Frank P. Foster, M. D., Chairman of the Committee on Nomenclature of the American Medical Association and to Cressy L. Wilbur, M. D., Chief Statistician for Vital Statistics, United States Bureau of the Census, for indispensable aid and counsel.

ROBERT J. CARLISLE,  
WARREN COLEMAN,  
THOMAS A. SMITH,  
EDMUND L. DOW,

# CONTENTS.

---

	Page
Rules for the Recording and Filing of Histories.....	7
The Nomenclature.....	12
Diseases and Conditions.....	14
Abnormities and Congenital Malformations...	14
Diseases of the Blood.....	15
Diseases of Bones and Cartilages.....	16
Diseases of Bursae.....	18
Diseases of the Circulatory System.....	18
Diseases of the Digestive System.....	21
Diseases of the Ductless Glands and Spleen...	36
Diseases of the Ear.....	38
Diseases of the Eye and Annexa.....	39
Herniae.....	43
Infective Diseases.....	43
Diseases of the Joints.....	47
Diseases of the Lymphatic System.....	49
Diseases of the Mind.....	51
Miscellaneous Diseases and Conditions.....	52
Diseases of the Muscles, Fasciae, Tendons, and Tendon Sheaths.....	55
Diseases of the Nervous System.....	56
Parasites: Fungi and Certain Animal Parasites	60
Poisonings and Intoxications.....	65
Diseases of the Reproductive Organs.....	73
Diseases of the Respiratory System.....	86
Diseases of the Skin, Hair, and Nails.....	91
Tumors.....	95
Diseases of the Urinary Organs.....	99
Obstetrical Conditions, Diseases, and Injuries....	104
Diseases of the Newborn Child.....	107



	Page
The Nomenclature—Continued	
Injuries to Organs and Special Structures.....	111
Injuries to Bone .....	111
Injuries to Bursae.....	113
Injuries to the Circulatory System.....	113
Injuries to the Digestive System.....	114
Injuries to the Ear.....	115
Injuries to the Eye and Eyelid.....	116
Injuries to the Joints.....	116
Injuries to the Lymphatic System.....	117
Injuries to the Muscular System.....	118
Injuries to the Nervous System.....	118
Injuries to the Reproductive Organs.....	119
Injuries to the Respiratory System.....	122
Injuries to the Urinary Organs.....	124
Injuries to Regions.....	125
Injuries to the Abdominal Wall .....	125
Injuries to the Back.....	126
Injuries to the Chest Wall.....	126
Injuries to the Lower Extremity.....	127
Injuries to the Upper Extremity.....	127
Injuries to the Face and Scalp.....	128
Injuries to the Neck.....	128
Injuries to the Perinaeum.....	129
Miscellaneous Injuries.....	129
Nomenclature of Operations.....	130
The Nomenclature arranged in the Order of the International Classification.....	133
Index.....	200 *



## **Rules for the Recording and Filing of Histories.\***

1. All cards, charts, or other blank forms used in obtaining clinical records of patients must be approved by the Committee on Clinical Records and issued from the Record Room.

2. The Admitting Clerk upon the admission of a patient shall fill out the sociological data upon the obverse of the bedside card legibly in black ink.

3. The bedside card shall be delivered at once to the Nurse in charge of the ward to which the patient is assigned.

4. The Nurse in charge of the ward shall verify when, and as soon as possible, the sociological data on the bedside card.

5. If any change or addition to the data becomes necessary, the bedside card with the indicated change must be returned at once to the admitting office for correction. After correction, the bedside card must be returned immediately to the ward.

6. If the patient be transferred to another ward in the hospital the Physician or Surgeon making the transfer must sign the bedside card in the place provided therefor.

7. The bedside card and the history must accompany the patient when transferred from one ward to another.

8. The House Surgeon or Physician shall ascertain as soon as possible the alleged character of the violence in all cases of injury and indicate this character by placing a circle around the appropriate printed number on the reverse of the bedside card.

---

\*See also Rules for Recording Operations on page 130.



9. The diagnosis of the Visiting Physician or Surgeon shall be recorded upon the bedside card and history. The nomenclature hereinafter contained must be un-deviatingly followed.

10. The House Physician or Surgeon shall record on the bedside card the medical and surgical data, including the International Number of the principal disease, immediately upon the discharge of a patient, or in the event of a patient's death, as soon thereafter as possible. In the latter case the terms on the bedside card and on the death certificate must correspond.

11. The Nurse in charge of a ward shall cause the bedside card to be delivered to the Assistant Superintendent's Office immediately upon the discharge or death of a patient.

12. The Assistant Superintendent shall cause the bedside card to be delivered to the Record Clerk within twenty-four hours after the discharge or death of a patient.

13. All histories and other records made upon the charts must be written legibly, in black copying ink, on one side of the paper with as much economy of space as possible. The writing must not extend across the margins for binding and must be signed by the Physician or Surgeon making the record.

14. The House Physician or Surgeon shall record the complete diagnosis on the history upon the discharge or death of a patient. This diagnosis must correspond with that on the bedside card.

15. The Day Nurse must use black copying ink on the medication chart, the Night Nurse must use red copying ink. Nurses must write on both sides of this chart, economizing space as much as possible.



16. The Nurse in charge of a ward shall be responsible to the House Physician or Surgeon for the manner in which the temperature and medication charts are kept. Only black copying ink must be used on the temperature charts, except for the night hours at the top and the vertical lines separating the calendar days, where red copying ink must be used. The lines showing the temperature range must be carefully ruled and must not be made heavier than the heaviest line printed on the chart.

17. The House Physician or Surgeon shall be responsible for the delivery to the Record Clerk of the complete history of each patient immediately after the discharge or death of such patient, except that when a post-mortem examination is to be performed, the history may be retained by the House Physician or Surgeon for a period not exceeding three days.

18. The Pathologist shall be responsible for the delivery to the Record Clerk of a copy of the record of each post-mortem examination.

19. When the anatomical diagnosis of the principal disease does not agree with the clinical diagnosis, the Acting Member of the Committee on Clinical Records shall cause the diagnosis on the bedside card and history to conform to the post-mortem finding unless the clinical evidence is stronger than the pathological evidence.

20. The Record Room and its contents and the Record Clerks shall be under the immediate charge of the Superintendent of the Hospital and of the Committee on Clinical Records.

21. The Record Clerks shall be directly responsible to the Committee on Clinical Records for the proper performance of their duties.



22. The Record Clerks shall number each history serially in its group and shall record this number on each page of the history, on its cover, and on the bedside card.

23. The Record Clerks shall arrange the separate sheets of each history in the following order: History, Physical Examination, Clinical Pathology Charts, Temperature Charts, Medication Charts, Post-Mortem Record. The Record Clerks shall place the history sheets in a cover provided for the purpose, and write the necessary data on the outside of the cover.

24. The Record Clerks shall file the bedside cards from each division of the Hospital separately in drawers provided for the purpose. The cards shall be filed alphabetically according to the name of the patients. At the end of each year, all the cards shall be redistributed alphabetically and permanently preserved.

25. The Record Clerks shall label the drawers of the filing cabinets and the guide cards within the drawers, in accordance with the nomenclature.

26. The Record Clerks shall file the histories of each Division in their respective cabinets.

27. The Chief Record Clerk shall record on the Cross Reference and Complication sheets such complications as the Committee on Clinical Records shall direct. These sheets shall be filed in the proper cabinets.

28. The Chief Record Clerk shall prepare the histories for binding, when, and as directed by the Committee on Clinical Records, and shall keep the bound volumes in the same order as the unbound histories.

29. No original history or other original record shall be removed from the Record Room under any circumstances except upon the order of a Court, but copies



of such histories or other records may be made for any member of the Medical Board or at the discretion of the Superintendent of the Hospital or of the Committee on Clinical Records.

30. The Chief Record Clerk shall compile a monthly statistical report on sheets provided for the purpose, as the Committee on Clinical Records may direct, for presentation to the Medical Board.

31. The Chief Record Clerk shall compile annual reports of statistics from the monthly reports as the Committee on Clinical Records may direct.

32. The Chief Record Clerk shall compile an annual report of operations from the data recorded on the bedside card.

33. Copies of all photographs shall be delivered unmounted to the Record Clerk, to be filed with their appropriate histories.



## THE NOMENCLATURE

The numbers, words and phrases in bold-faced type, e. g., **79A, Valvular Disease, Chronic Cardiac**, are the exact terms in which the diagnosis of the principal disease or injury must be stated upon the bedside card and history. The complications must not be numbered. No other words must be used on the bedside card or history for this purpose. In the case of injury, the proper International Number denoting the character of the violence, is prefixed to the diagnosis or is in the list printed at the beginning of Injuries on page 108.

When an operation has been performed it must be stated upon the bedside card, using the appropriate word or phrase printed in bold-faced type in the Nomenclature of Operations beginning on page 130.

The words in *italics* are for purposes of classification only: e. g., *Parasite of Lung* is not to be used as a diagnosis, but for the word *Parasite* the variety of parasite must be substituted, as **98 Cysticercus of Lung**, etc.

The words and phrases in Roman type are suggestions to physicians using the nomenclature in diagnosis and instructions to record clerks for filing the histories.

When the entrance of a foreign body has caused external traumatism the term will be found under Injuries. On the other hand when such entrance has been by way of a natural body passage the term will be found under Diseases and Conditions.

The following rules must be adhered to in stating the relation between the principal disease and the complicating or concurrent disease.



A. Of two independent affections the choice should be made in favor of:

1st. An infective disease; e. g., **92 Lobar Pneumonia** and **Atrophic Cirrhosis of Liver**.

2d. The graver affection, e. g., **42A, Carcinoma of Uterus** and **Nephroptosis**.

3d. The disease for which the patient applies for treatment, e. g., **145C Zoster** and **Acute Rhinitis**.

B. When the disease for which the patient enters the hospital is dependent upon another co-existing disease, the latter should be named as the principal disease and the former as the complication; e. g., **79A Chronic Cardiac Valvular Disease** and **Chronic Cardiac Dilatation**; (the reverse is often written); **28 Chronic Pulmonary Tuberculosis** and **Serofibrinous Pleurisy**, and not the reverse; **59 Chronic Morphine Poisoning** and **Colitis**.

C. When a surgical condition complicates a medical case the former should be named as the complication and not (as is usually done) as the principal disease when the diagnosis is completed on the Surgical Division; e. g., **50 Diabetes Mellitus**, and **Gangrene**; **92 Lobar Pneumonia** and **Suppurative Pleurisy**, and vice versa when a medical condition complicates a surgical case the former should be named as the complication and not (as is usually done) as the principal disease when the diagnosis is completed on the Medical Division, e. g., **Fracture of Femur** and **Alcohol Poisoning**, and not the reverse.



## DISEASES AND CONDITIONS

### ABNORMITIES AND MALFORMATIONS, CONGENITAL

To include congenital absence of, and accessory organs. Not to include congenital malformations in still-born children.

- 150 Branchial Cyst
- 150 Cervical Rib
- 150 Congenital Amputation of State part affected.
- 150 Congenital Fistula of State site
- 150 Congenital Fracture of State bone affected
- 150 Congenital Malformation of Abdominal  
Wall. Not to include herniae.
- 150 Congenital Malformation of Arm
  - 150 Congenital Malformation of Forearm
  - 150 Congenital Malformation of Hand
- 150 Congenital Malformation of *Circulatory System*
- 150 Congenital Malformation of Diaphragm
- 150 Congenital Malformation of *Digestive System*
- 150 Congenital Malformation of *Ductless Glands and  
Spleen*
- 150 Congenital Malformation of Ear Not to in-  
clude external ear
- 150 Congenital Malformation of Eye Not to in-  
clude eyelid
- 150 Congenital Malformation of *Face* File here  
congenital malformations of external ear,  
eyelid, lip, nose, palate and uvula
  - 150 Congenital Malformation of Cheek
  - 150 Congenital Malformation of Lower Jaw
- 150 Congenital Malformation of—Joint State joint  
affected
  - 150 Congenital Dislocation of—Joint



- 150 Congenital Malformation of Leg
- 150 Congenital Malformation of Foot To include congenital talipes
- 150 Congenital Malformation of *Lymphatic System*
- 150 Congenital Malformation of *Muscular System*
- 150 Congenital Malformation of *Nervous System*
- 150 Congenital Malformation of Skull
- 150 Congenital Malformation of Spinal Column
- 150 Congenital Malformation of Pelvic Girdle
- 150 Congenital Malformation of *Reproductive Organs*
- 150 Congenital Malformation of *Respiratory System*
- 150 Congenital Malformation of *Shoulder Girdle*
- 150 Congenital Malformation of Skin Not to include 150 Naevus
- 150 Congenital Malformation of Hair
- 150 Congenital Malformation of Nails
- 150 Congenital Malformation of Thorax
- 150 Congenital Malformation of *Urinary Organs*
- 150 Hermaphroditism
- 150 Monster
- 150 Transposition of State viscera transposed

## THE BLOOD

- 54 Anaemia, Pernicious
- 54 Anaemia, Simple
- 54 Anaemia, Splenic To include Banti's disease, primary splenomegaly, and splenic pseudo-leuchaemia
- 54 Chlorosis
- 55 Haemophilia
- 53C Leuchaemia

{ Do not use as a primary  
diagnosis when cause can  
be determined



**55 Polycythaemia, Chronic** Do not use as a primary diagnosis when cause can be determined

**53B Pseudoleuchaemia, Infantile**

**55 Purpura** Do not use as a primary diagnosis when cause can be determined

**49 Werlhof's Disease**

## BONES AND CARTILAGES

State bone or cartilage

**146 Abscess of** State when possible infecting microorganism as a secondary diagnosis. When tuberculous, diagnosticate as **Abscess of, Tuberculous**; use only as a secondary diagnosis under **34 Tuberculosis of Bone** and file under Tuberculosis. When affecting vertebrae (Pott's disease), assign number **32**

**146 Atrophy of**

**149 Calcification of Cartilage** Do not use as a primary diagnosis when cause can be determined. File when possible under organ affected

**149 Chondritis of**

**149 Perichondritis of**

{ State when possible infecting microorganism as a secondary diagnosis. Do not use as a primary diagnosis when cause can be determined. File when possible under organ affected

**146 Chondrodystrophia Foetalis**

**150 Congenital Malformation of Bone** Diagnosticate according to the list of Congenital Malformations



**36C Curvature of Spine** Do not use as a primary diagnosis when cause can be determined. When tuberculous, diagnosticate as **Ab-  
scess of Vertebrae, Tuberculous**; use only as a secondary diagnosis under **Tu-  
berculosis of Bone**; assign number **32** and file under Tuberculosis

*Exostosis* Diagnosticate as **146 Osteoma of**. File under Tumors

146	Fragilitas Ossium	} File under Joints
147	Genu Recurvatum	
147	Genu Valgum	
147	Genu Varum	

146 Hypertrophy of  
146 Leontiasis Ossea  
146 Loss of Substance of

Necrosis of	} Do not use as a primary diagnosis when cause can be determined.
Caries of	

**149 Ossification of Cartilage** Do not use as a primary diagnosis when cause can be determined. File when possible under organ affected. When affecting Larynx assign number **87**; when affecting Tracheal Rings, number **98**

146 Osteitis Deformans  
146 Osteogenesis Imperfecta  
**36A Osteomalacia**

146	Osteomyelitis of, Acute	} State when possible infecting microör- ganism as a sec- ondary diagnosis.
	146 Epiphysitis of, Acute	
146	Osteomyelitis of, Chronic	
	146 Epiphysitis of, Chronic	

146 *Parasite of* State variety. File under Parasites



- |     |                         |  |
|-----|-------------------------|--|
| 146 | Periostitis of, Acute   | { State when possible infecting microörganism as a secondary diagnosis |
| 146 | Periostitis of, Chronic |  |

**36C Rickets** File under Miscellaneous Diseases and Conditions

**37 Syphilis of** File under Syphilis

**34 Tuberculosis of** File under Tuberculosis. When affecting vertebrae (Pott's disease) assign number **32**

**146 Union of, Faulty** To include delayed union, faulty union, non-union, vicious union and exuberant callus

## BURSAE

State bursa

- |     |                   |   |
|-----|-------------------|---|
| 149 | Bursitis, Acute   | { To include abscess of bursa. State when possible infecting microörganism as a secondary diagnosis |
| 149 | Bursitis, Chronic |   |

**149 Hallux Valgus (Bunion)** File under Joints

**37 Syphilis of** File under Syphilis

**34 Tuberculosis of** File under Tuberculosis

## THE CIRCULATORY SYSTEM

### ARTERIES AND VEINS

State artery or vein

- 81 Aneurysm of**
- 81 Aneurysm of, Cirroid**
- 81 Aneurysm of, Varicose**
- 83 Aneurysmal Varix of**
- 81 Aortitis**
- 81 Arterial Sclerosis, General**



## ARTERIES AND VEINS—Continued

- |  |   |
|--|---|
| <p>81 Claudication, Intermittent</p> <p>81 Vascular Crisis of</p>  | <p>{ Use only as a<br/>secondary di-<br/>agnosis under<br/>81 Arterial<br/>Sclerosis,<br/>General</p> |
| <p>150 Congenital Malformation of Not to include 150 Naevus. File under Congenital Malformations of the Circulatory System</p>   |   |
| <p>82 Embolism of When puerperal diagnosticate as 139 Embolism of, Puerperium, and file under Obstetrical Diseases. File when possible under organ affected</p>  |   |
| <p>83 Phlebitis of Not to include 83 Pylephlebitis. State when possible infecting microorganism as a secondary diagnosis. When puerperal diagnosticate as 139 Phlebitis of, Puerperium, and file under Obstetrical Diseases.</p> |   |
| <p>37 Syphilis of File under Syphilis</p>  |   |
| <p>34 Tuberculosis of File under Tuberculosis</p>  |   |
| <p>82 Thrombosis of When puerperal diagnosticate as 139 Thrombosis of, Puerperium, and file under Obstetrical Diseases File when possible under organ affected.</p>  |   |
| <p>83 Varix of State site. File haemorrhoids, varicocele, varix of bladder, of broad ligament, of oesophagus, and of vulva under organ affected</p>  |   |

## HEART

- 150 Congenital Malformation of Heart File under Congenital Malformation of Circulatory System



## HEART—Continued

## ENDOCARDIUM AND VALVES

- 78 Endocarditis, Acute  
79B Endocarditis, Chronic

These terms must not be used for **79A Valvular Disease, Chronic Cardiac**. State when possible infecting microorganism as a secondary diagnosis. When due to gonococcus diagnose as **38B Gonococcus Infection of Endocardium** and file under Infective Diseases.

**79A Valvular Disease, Chronic Cardiac**

## MYOCARDIUM

- 79C Aneurysm of Heart  
79C Atrophy of Heart  
79C Dilatation, Acute Cardiac  
79C Dilatation, Chronic Cardiac  
82 Embolism of Coronary Artery  
79C Fatty Heart  
85 Heart Block To include Stokes-Adams' disease  
79C Hypertrophy of Heart Do not use as a primary diagnosis when cause can be determined  
78 Myocarditis, Acute State when possible infecting microorganism as a secondary diagnosis  
79C Myocarditis, Chronic  
79C *Parasite of Heart* State variety. File under Parasites  
79C Rupture of Heart, Spontaneous  
37 Syphilis of Heart File under Syphilis  
34 Tuberculosis of Heart File under Tuberculosis



## HEART—Continued

## NEUROSES

80 Angina Pectoris

85 Bradycardia

85 Palpitation, Cardiac

85 Tachycardia

} Do not use as a primary  
diagnosis when cause can  
be determined

## PERICARDIUM

77 *Parasite of Pericardium* State variety. File  
under Parasites

77 *Pericarditis* State when possible infecting mic-  
roorganism as a secondary diagnosis

77 *Adherent Pericardium*77 *Mediastinopericarditis*77 *Pyopneumopericardium*

{ State when possible  
infecting mic-  
roorganism as a  
secondary diag-  
nosis

77 *Pneumopericardium*37 *Syphilis of Pericardium* File under Syphilis

34 *Tuberculosis of Pericardium* File under Tuber-  
culosis

## THE DIGESTIVE SYSTEM

## APPENDIX AND INTESTINE

## APPENDIX

108 *Appendicitis, Acute* State when possible infect-  
ing microorganism as a secondary diag-  
nosis

108 *Appendicitis, Chronic*

150 *Congenital Malformation of Appendix* File  
under Congenital Malformation of the  
Digestive System



## APPENDIX AND INTESTINE—Continued

## APPENDIX—Continued

- 110B Foreign Body in Appendix** Not to include concretions
- 107 Parasite of Appendix** State variety. File under Parasites
- 31 Tuberculosis of Appendix** File under Tuberculosis

## INTESTINE

- 109 Artificial Anus**
- 104 Autointoxication, Intestinal, under 2 years**
- 110B Autointoxication, Intestinal (2 years and over)**
- |  |   |  |
|--|---|--|
| <b>104 Colitis, Acute</b><br>under 2 years         | { | State when possible infecting microörganism as a secondary diagnosis   |
| <b>105B Colitis, Acute</b><br>(2 years and over)   |   |  |
| <b>104 Colitis, Chronic</b><br>under 2 years       | { | To include catarrhal, membranous, mucous and ulcerative colitis. State when possible infecting microörganism as a secondary diagnosis. File <b>14A Dysentery, Bacillary</b> , and <b>14D Dysentery, Unclassified</b> , under Infective Diseases, and <b>14B Dysentery Balantidic</b> and <b>14C Entamoebic Dysentery</b> , under Parasites |
| <b>105B Colitis, Chronic</b><br>(2 years and over) |   |  |
- 150 Congenital Malformation of Intestine** File under Congenital Malformation of the Digestive System



## APPENDIX AND INTESTINE—Continued

## INTESTINE—Continued

110B Constipation

110B Diverticulitis

110B Diverticulum of Intestine, Acquired

104 Duodenitis, under 2 years

105B Duodenitis (2 years and over)

82 Embolism of Mesenteric Artery

104 Enteritis, Acute  
under 2 years105B Enteritis, Acute  
(2 years and over)104 Enteritis, Chronic  
under 2 years105B Enteritis, Chronic  
(2 years and over)104 Enterocolitis  
under 2 years105B Enterocolitis  
(2 years and over)

To include catarrhal, phlegmonous and ulcerative enteritis. State when possible infecting microorganism as a secondary diagnosis. Not to include 105B Flagellate Diarrhoea and 164 Epidemic Meat Poisoning

110B Enterolith

110A Faecal Fistula Not to include 109 Artificial Anus

104 Fermentation, Intestinal, under 2 years

105B Fermentation, Intestinal (2 years and over)

110B Foreign Body in Intestine

104 Gastroenteritis  
under 2 years105B Gastroenteritis  
(2 years and over)

State when possible infecting microorganism as a secondary diagnosis

110B Haemorrhage, Intestinal Do not use as a primary diagnosis when cause can be determined

110B Impacted Faeces



## APPENDIX AND INTESTINE—Continued

## INTESTINE—Continued

**110B Neurosis, Intestinal** To include enteralgia, enteroparesis, enterospasm and nervous diarrhoea

**109 Obstruction, Acute Intestinal** { To include in-  
**109 Obstruction, Chronic Intestinal** { tussusception  
 and volvulus

**107 *Parasite in Intestine*** To include parasite in rectum. State variety

**14B Balantidic Dysentery** }  
**14C Entamoebic Dysentery** } File under  
**105B Flagellate Diarrhoea** } Parasites

**107 *Parasite in Intestinal Wall*** State variety. File under Parasites

**110B Splanchnoptosis**

**110B Sprue (Psilosis)**

**109 Stricture of Intestine** Do not use as a primary diagnosis when cause can be determined

**37 Syphilis of Intestine** File under Syphilis

**82 Thrombosis of Mesenteric Artery**

**82 Thrombosis of Mesenteric Vein**

**31 Tuberculosis of Intestine** File under Tuberculosis

**105A Ulcer of Duodenum**

**105A Ulcer of Duodenum, Perforating**

**104 Ulcer of Intestine under 2 years**

**105B Ulcer of Intestine (2 years and over)**

**104 Ulcer of Intestine, Perforating, under 2 years**

**105B Ulcer of Intestine, Perforating (2 years and over)**



## LIVER GALLBLADDER AND GALLDUCTS

## LIVER

- 115 Abscess of Liver State when possible infecting microörganism as a secondary diagnosis
- 115 Entamoebic Abscess of Liver File under Parasites. When complicating an existing dysentery assign number 14C
- Amyloid Liver* Diagnosticate as 55 Amyloid Disease. File under Miscellaneous Diseases and Conditions
- 111 Atrophy of Liver, Acute Yellow
- 113 Cirrhosis of Liver, Atrophic
- 113 Cirrhosis of Liver, Hypertrophic
- 150 Congenital Malformation of Liver File under Congenital Malformations of the Digestive System
- 115 Deformity of Liver, Acquired
- 115 Displacement of Liver
- 113 Fatty Liver Do not use as a primary diagnosis when cause can be determined
- 115 Functional Derangement of Liver (Biliousness)
- 115 Obstruction of Portal Vein Do not use as a primary diagnosis when cause can be determined
- 115 *Parasite of Liver* State variety. File under Parasites. Not to include 115 Entamoebic Abscess of Liver nor 112 Echinococcus of Liver
- 112 Echinococcus of Liver
- 115 Perihepatitis
- 83 Pylephlebitis State when possible infecting microörganism as a secondary diagnosis
- 37 Syphilis of Liver File under Syphilis
- 83 Thrombosis of Portal Vein
- 34 Tuberculosis of Liver File under Tuberculosis



# LIVER, GALLBLADDER AND GALLDUCTS—Cont'd

## GALLBLADDER AND GALLDUCTS

- 115 Adhesions about Gallbladder
- |                            |  |
|----------------------------|--|
| 115 Cholangitis, Acute     | } State when possible infecting microörganism as a secondary diagnosis |
| 115 Cholangitis, Chronic   |  |
| 115 Cholecystitis, Acute   |  |
| 115 Cholecystitis, Chronic |  |
- 114 Cholelithiasis
- |  |   |
|--|---|
| 150 Congenital Malformation of Gallbladder | } File under Congenital Malformations of the Digestive System |
| 150 Congenital Malformation of Gallducts   |   |
- 115 Fistula, Biliary
- 151B Icterus Neonatorum File under Newborn Child
- |                                    |                                       |
|------------------------------------|---------------------------------------|
| 115 <i>Parasite of Gallbladder</i> | } State variety. File under Parasites |
| 115 <i>Parasite of Gallduct</i>    |                                       |
- 115 Stenosis of Gallduct Do not use as a primary diagnosis when cause can be determined

# MESENTERY, OMENTUM, AND PERITONAEUM

## MESENTERY

- 84 Chyle Cyst of Mesentery
- |                                    |                        |
|------------------------------------|------------------------|
| 82 Embolism of Mesenteric Artery   | } File under Intestine |
| 82 Thrombosis of Mesenteric Artery |                        |
| 82 Thrombosis of Mesenteric Vein   |                        |

## OMENTUM

- 117 Abscess of Omentum State when possible infecting microörganism as a secondary diagnosis
- 118 Torsion of Omentum
- 31 Tuberculosis of Omentum File under Tuberculosis



## MESENTERY, OMENTUM, AND PERITONAEUM—

Continued

## PERITONAEUM

**117 Adhesions of Peritoneum**

**84 Chylous Ascites, Nonfilarial** Do not use as a primary diagnosis when cause can be determined

**117 Parasite of Peritoneum** State variety. File under Parasites

**117 Peritonitis, Acute General**

**117 Peritonitis, Acute Local**

**Abscess Pelvic**

**118 Abscess, Subphrenic**

**117 Peritonitis, Chronic General**

**117 Peritonitis, Chronic Local**

Do not use as a primary diagnosis when cause can be determined. State when possible infecting microorganism as a secondary diagnosis. When puerperal diagnosticate as **137 Peritonitis, (General or Local), Puerperium**, and file under Obstetrical Diseases. When pelvic abscess occurs in the male assign number **144**; when in the female (non-puerperal), **130B**

**37 Syphilis of Peritoneum** File under Syphilis

**31 Tuberculosis of Peritoneum** File under Tuberculosis



## MOUTH, PHARYNX, SALIVARY GLANDS, ETC.

## LIPS

- 150 Congenital Malformation of Lip** File under  
Congenital Malformations of the Face
- 37 Syphilis of Lip** File under Syphilis
- 34 Tuberculosis of Lip** File under Tuberculosis

## MOUTH

- 100 Angina Ludovici** State when possible infecting  
microörganism as a secondary diagnosis
- 99B Stomatitis** Not to include **99B Thrush**, or stom-  
atitis due to poisoning. State when pos-  
sible infecting microörganism as a second-  
ary diagnosis. When due to gonococcus  
diagnosicate as **38B Gonococcus In-  
fection of Mouth**, and file under In-  
fective Diseases
- 142 Stomatitis, Gangrenous** To include cancrum  
oris (noma). State when possible infect-  
ing microörganism as a secondary diag-  
nosis
- 37 Syphilis of Mouth** File under Syphilis
- 99B Thrush** File under Parasites
- 34 Tuberculosis of Mouth** File under Tuberculosis
- 99B Ulcer of Mouth** Do not use as a primary diag-  
nosis when cause can be determined
- 100 Vincent's Angina**
- 99B Xerostomia**

## PALATE AND UVULA

- |  |   |
|--|---|
| <b>150 Congenital Malformation of Palate</b> | } File under<br>Congenital<br>Malforma-<br>tions of<br>the Face |
| <b>150 Congenital Malformation of Uvula</b>  |   |



## MOUTH, PHARYNX, SALIVARY GLANDS, ETC.—

Continued

## PALATE AND UVULA—Continued

146 Deformity of Palate, Acquired

100 Elongation of Uvula

37	Syphilis of Palate	} File under Syphilis
37	Syphilis of Uvula	

34	Tuberculosis of Palate	} File under Tuberculosis
34	Tuberculosis of Uvula	

## PHARYNX

100 Abscess of Pharynx State when possible infecting microörganism as a secondary diagnosis. When tuberculous diagnosticate as **Abscess of Pharynx, Tuberculous**, use only as a secondary diagnosis under **34 Tuberculosis of Pharynx** and file under Tuberculosis

150 Congenital Malformation of Pharynx File under Congenital Malformations of the Digestive System

186 Foreign Body in Pharynx

100 Neurosis of Pharynx

100 *Parasite* of Pharynx State variety. File under Parasites

100 Pharyngitis, Acute State when possible infecting microörganism as a secondary diagnosis

100 Pharyngitis, Chronic

100 Stricture of Pharynx

37 Syphilis of Pharynx File under Syphilis

34 Tuberculosis of Pharynx File under Tuberculosis



# MOUTH, PHARYNX SALIVARY GLANDS, ETC.— Continued

## SALIVARY GLANDS AND DUCTS

State gland or duct involved

**99B Abscess of** State when possible infecting micro-organism as a secondary diagnosis

**99B Concretion in**

**150 Congenital Malformation of** File under Congenital Malformations of the Digestive System

**99B Fistula of**

**99B Gaseous Tumor of Parotid**

**99B Inflammation of** State when possible infecting microorganism as a secondary diagnosis.  
File **19 Mumps**, under Infective Diseases

*Ranula* Diagnosticate as **99B Retention Cyst of Lingual Duct.** File under Tumors

## TEETH, GUMS, AND ALVEOLI

**99A Abscess, Alveolar** State when possible infecting microorganism as a secondary diagnosis

**99A Caries of Tooth**

**99A Gingivitis**

**99A Pyorrhoea Alveolaris** State when possible infecting microorganism as a secondary diagnosis

## TONGUE

**99B Abscess of Tongue** State when possible infecting microorganism as a secondary diagnosis

**99B Atrophy of Tongue** Do not use as a primary diagnosis when cause can be determined

**150 Congenital Malformation of Tongue** File under Congenital Malformations of the Digestive System



## MOUTH, PHARYNX, SALIVARY GLANDS, ETC.—

Continued

## TONGUE—Continued

**99B Glossitis, Acute** State when possible infecting microörganism as a secondary diagnosis

**99B Glossitis, Chronic**

**99B Hypertrophy of Lingual Lymph Node** File under Lymphatic System

**99B Parasite of Tongue** State variety. File under Parasites

**37 Syphilis of Tongue** File under Syphilis

**34 Tuberculosis of Tongue** File under Tuberculosis

## TONSILS

<b>100 Abscess, Tonsillar</b>	} State when possible infecting microörganism as a secondary diagnosis
<b>100 Amygdalitis, Acute Follicular (Tonsillitis)</b>	

**100 Amygdalitis, Chronic**

**100 Amygdalolith**

**100 Hypertrophy of Tonsil**

**100 Parasite of Tonsil** State variety. File under Parasites

**37 Syphilis of Tonsil** File under Syphilis

**34 Tuberculosis of Tonsil** File under Tuberculosis

## OESOPHAGUS

**150 Congenital Malformation of Oesophagus** File under Congenital Malformations of the Digestive System

**101 Dilatation of Oesophagus**

**101 Diverticulum of Oesophagus**

**101 Foreign Body in Oesophagus**



## OESOPHAGUS—Continued

- 101 Oesophagitis
- 101 Rupture of Oesophagus, Spontaneous
- 101 Spasm of Oesophagus
- 101 Stricture of Oesophagus Do not use as a primary diagnosis when cause can be determined
- 37 Syphilis of Oesophagus File under Syphilis
- 34 Tuberculosis of Oesophagus File under Tuberculosis
- 83 Varix of Oesophagus

## PANCREAS

- 118 Atrophy of Pancreas
- 118 Calculus of Pancreas
- 150 Congenital Malformation of Pancreas File under Congenital Malformations of the Digestive System
- 118 Obstruction of Pancreatic Duct
- 118 Pancreatitis, Acute State when possible infecting microörganism as a secondary diagnosis
- 118 Pancreatitis, Chronic
- 118 *Parasite* of Pancreas State variety. File under Parasites
- 37 Syphilis of Pancreas File under Syphilis
- 34 Tuberculosis of Pancreas File under Tuberculosis

## RECTUM AND ANUS

- 110B Abscess about Rectum State when possible infecting microörganism as a secondary diagnosis



## RECTUM AND ANUS--Continued

- |      |  |   |
|------|--|---|
| 150  | Congenital Malformation of Anus  | } File under Congenital Malformations of the Digestive System   |
| 150  | Congenital Malformation of Rectum  |   |
| 110A | Fissure of Anus  |   |
| 110A | Fistula in Ano   |   |
| 110A | Fistula, Rectovaginal  | File under Diseases of Vagina   |
| 125  | Fistula, Intestino=ureteral  | File under Diseases of Ureter   |
| 125  | Fistula, Recto=urethral  | File under Diseases of Urethra  |
| 110A | Fistula, Intestino=uterine   | File under Diseases of Uterus   |
| 125  | Fistula, Intestino-vesical   | File under Diseases of Bladder  |
| 110B | Foreign Body in Rectum   |   |
|      | <i>Haemorrhage from Rectum</i> Diagnosticate as <b>110B Haemorrhage, Intestinal</b> . Do not use as a primary diagnosis when cause can be determined |   |
| 83   | <b>Haemorrhoids</b>  |   |
| 110A | Proctalgia   | Do not use as a primary diagnosis when cause can be determined  |
| 110A | Proctitis  | State when possible infecting microorganism as a secondary diagnosis. When due to gonococcus diagnosticate as <b>38B Gonococcus Infection of Rectum</b> , and file under Infective Diseases |
| 110B | Prolapse of Rectum   |   |
| 145C | Pruritus Ani   | } Do not use as a primary diagnosis when cause can be determined  |
| 110B | Spasm of Rectum  |   |
| 110B | Stricture of Rectum  |   |



## RECTUM AND ANUS—Continued

- |    |                        |                           |
|----|------------------------|---------------------------|
| 37 | Syphilis of Anus       | } File under Syphilis     |
| 37 | Syphilis of Rectum     |                           |
| 34 | Tuberculosis of Anus   | } File under Tuberculosis |
| 34 | Tuberculosis of Rectum |                           |

110B Ulcer of Rectum Do not use as a primary diagnosis when cause can be determined

## STOMACH

- 103 Achylia Gastrica
- 117 Adhesions about Stomach
- 103 Atony of Stomach Do not use as a primary diagnosis when cause can be determined
- 103 Atrophy of Stomach
- 103 Cardiospasm
- 150 Congenital Malformation of Stomach File under Congenital Malformations of the Digestive System
- 103 Cribbing (Pneumophagia)
- 103 Deformity of Stomach, Acquired
- 103 Dilatation of Stomach, Acute
- 103 Dilatation of Stomach, Chronic Do not use as a primary diagnosis when cause can be determined
- 103 Fermentation, Gastric
- 103 Foreign Body in Stomach
- 103 Gastritis, Acute Catarrhal Do not use as a primary diagnosis when cause can be determined. When due to a poison always use as a secondary diagnosis
- 103 Gastritis, Acute Phlegmonous State when possible infecting microorganism as a secondary diagnosis



## STOMACH—Continued

103 Gastritis, Chronic Catarrhal

104 Gastroduodenitis,  
under 2 years105B Gastroduodenitis  
(2 years and over)} State when possible in-  
fecting microörganism  
as a secondary diag-  
nosis104 Gastroenteritis  
under 2 years105B Gastroenteritis  
(2 years and over)} State when possible in-  
fecting microörganism  
as a secondary diag-  
nosis. File under Dis-  
eases of the Intestine

103 Gastropptosis

103 Haematemesis Do not use as a primary diag-  
nosis when cause can be determined

103 Hyperchlorhydria

103 Hyperchylia Gastrica

103 Hypochlorhydria

103 Nervous Dyspepsia Do not use as a primary diag-  
nosis when cause can be determined107 *Parasite of Stomach* State variety. File under  
Parasites

103 Perversion of Appetite

103 Pyloric Incontinence

103 Pylorospasm

103 Regurgitation from Stomach

103 Rumination

103 Stenosis of Pylorus Do not use as a primary  
diagnosis when cause can be determined

37 Syphilis of Stomach File under Syphilis

31 Tuberculosis of Stomach File under Tubercu-  
losis

102 Ulcer of Stomach

102 Ulcer of Stomach, Perforating



## STOMACH—Continued

- 103 Vomiting, Recurrent** To include cyclic, intermittent and periodic vomiting. Not to include **55 Non-diabetic Acidosis, 134B Vomiting of Pregnancy** or **138 Toxaemia of Pregnancy**. Do not use as a primary diagnosis when cause can be determined

## THE DUCTLESS GLANDS AND SPLEEN

## CAROTID GLAND

## PARATHYREOID GLAND

- 85 Haemorrhage into Parathyreoid Gland**

## PINEAL GLAND

## PITUITARY BODY

- 55 Acromegaly**

## SPLEEN

- 116 Abscess of Spleen** State when possible infecting microörganism as a secondary diagnosis  
*Amyloid Spleen* Diagnosticate as **55 Amyloid Disease**. File under Miscellaneous Diseases and Conditions
- 54 Anaemia, Splenic** File under Diseases of the Blood
- 150 Congenital Malformation of Spleen** File under Congenital Malformations of the Ductless Glands and Spleen
- 116 Infarct of Spleen**



## SPLEEN—Continued

- 116 *Parasite of Spleen* State variety. File under  
Parasites
- 116 *Perisplenitis*
- 116 *Rupture of Spleen, Spontaneous*
- 116 *Splenitis, Acute*
- 116 *Splenitis, Chronic Interstitial*
- 116 *Splenoptosis*
- 37 *Syphilis of Spleen* File under Syphilis
- 34 *Tuberculosis of Spleen* File under Tuberculosis

## SUPRARENAL GLAND

- 52 *Addison's Disease*
- 150 *Congenital Malformation of Suprarenal Gland*  
File under Congenital Malformations of  
the Ductless Glands and Spleen
- 85 *Haemorrhage into Suprarenal Gland*
- 37 *Syphilis of Suprarenal Gland* File under Syph-  
ilis
- 52 *Tuberculosis of Suprarenal Gland* File under  
Tuberculosis

## THYMUS GLAND

- 84 *Persistent Thymus Gland* Not to include 84  
*Status Lymphaticus*
- 37 *Syphilis of Thymus Gland* File under Syphilis
- 34 *Tuberculosis of Thymus Gland* File under  
Tuberculosis

## THYROID GLAND

- 150 *Congenital Malformation of Thyroid Gland*  
File under Congenital Malformations of  
the Ductless Glands and Spleen



## THYREOID GLAND—Continued

- 74 **Cretinism** Not to include 68 **Psychosis, Thyreoigenous**
- 51 **Exophthalmic Goitre**
- 88 **Goitre** Not to include 51 **Exophthalmic Goitre**
- 88 **Myxoedema** To include cachexia strumipriva.  
Not to include 68 **Psychosis, Thyreoi-**  
**genous**
- 88 **Parasite of Thyreoid Gland** State variety. File  
under Parasites
- 37 **Syphilis of Thyreoid Gland** File under Syphilis
- 88 **Thyreoiditis, Acute**
- 88 **Thyreoiditis, Chronic**
- 34 **Tuberculosis of Thyreoid Gland** File under  
Tuberculosis

## THE EAR

- 76 **Ankylosis of Ossicles**
- 76 **Cerumen, Accumulation of**
- 150 **Congenital Malformation of Ear** (Middle and  
Internal) File under Congenital Malfor-  
mations
- 150 **Congenital Malformation of External Ear**  
File under Congenital Malformations of  
the Face
- 76 **Deafmutism** When Congenital assign number 150
- 76 **Deafness** Do not use as a primary diagnosis when  
cause can be determined
- 76 **Deformity of External Ear, Acquired**
- 76 **Eustachian Salpingitis, Acute** State when pos-  
sible infecting microörganism as a sec-  
ondary diagnosis
- 76 **Eustachian Salpingitis, Chronic**
- 76 **Foreign Body in Auditory Canal**



- 76 Haematoma of External Ear, Nontraumatic  
76 Haemorrhage into Labyrinth
- 146 Mastoiditis, Acute  
146 Mastoiditis, Chronic { State when possible infecting microorganism as a secondary diagnosis
- 146 Fistula, Mastoid
- 76 Ménière's Disease File under Diseases of the Nervous System
- 76 Myringitis, Acute State when possible infecting microorganism as a secondary diagnosis
- 76 Myringitis, Chronic Do not use as a primary diagnosis when cause can be determined
- 76 Necrosis of Ossicles  
76 Caries of Ossicles
- 76 Otitis Externa  
76 Otitis Interna, Acute  
76 Otitis Interna, Chronic  
76 Otitis Media, Acute  
76 Otitis Media, Chronic { State when possible infecting microorganism as a secondary diagnosis
- 76 Ossification of Auricle
- 76 *Parasite of* State variety and site. File under Parasites
- 76 Perichondritis of Auricle State when possible infecting microorganism as a secondary diagnosis
- 37 Syphilis of State site. File under Syphilis
- 34 Tuberculosis of State site. File under Tuberculosis

## THE EYE AND ANNEXA

- 75C Abscess** of State site. State when possible infecting microorganism as a secondary diagnosis



**75C Absence of Lens** Not to include Congenital Malformation

ACCOMMODATION AND REFRACTION, ERRORS O

**75C Astigmatism**

**75C Hypermetropia**

**75C Myopia**

**75C Presbyopia**

**75C Amaurosis** } Do not use as a primary diagnosis  
**75C Amblyopia** } when cause can be determined

**75C Ankyloblepharon**

**75C Blepharitis**

**75C Cataract**

**75C Chalazion**

**75C Chorioiditis**

**150 Congenital Malformation of Eye** File under  
 Congenital Malformations

**150 Congenital Malformation of Eyelid** File under  
 Congenital Malformations of the Face

**75A Conjunctivitis, Acute** State when possible infecting microörganism as a secondary diagnosis. When due to gonococcus diagnosticate as **38B Gonococcus Infection of Eye**, and file under Infective Diseases. When due to diphtheria bacillus diagnosticate as **9 Diphtheria**, and file under Infective Diseases

**75A Conjunctivitis, Chronic**

**75A Conjunctivitis, Phlyctenular**

*Conjunctivitis, Trachomatous* Diagnosticate as **75B Trachoma**

**75C Cramp of Ciliary Muscle**

**75C Cyclitis**

**75C Dacryoadenitis**

**75C Dacryocystitis**



- 75C Detachment of Chorioid  
 75C Detachment of Retina  
 75C Ectropion  
 82 Embolism of Retinal Artery  
 75C Entropion  
 75C Epiphora  
 75C Fistula of Lacrymal Sac  
 75C Fistula of Nasal Duct  
 75C Glaucoma, Acute  
 75C Glaucoma, Chronic
- |   |  |
|---|--|
| 75C Haemorrhage into Retina                       | } Do not use as a primary diagnosis when cause can be determined |
| 75C Haemorrhage under Conjunctiva (Non-traumatic) |  |
- 75C Hemianopsia  
 75C Hordeolum  
 75C Hyperaemia of Conjunctiva  
 75C Hyperaesthesia of Retina  
 75C Insufficiency of *ocular muscle* State muscle involved
- |                       |  |
|-----------------------|--|
| 75C Iritis            | } Do not use as a primary diagnosis when cause can be determined |
| 75C Iridochorioiditis |  |
| 75C Iridocyclitis     |  |
- 75C Synechia  
 75C Keratitis  
 75C Keratitis, Phlyctenular  
 75C Keratoiritis  
 75C Leukoma
- |                            |  |
|----------------------------|--|
| 75C Neuritis, Optic        | } Do not use as a primary diagnosis when cause can be determined |
| 75C Atrophy of Optic Nerve |  |
| 75C Neuroretinitis         |  |
- 75C Night Blindness



**75C Nystagmus** Do not use as a primary diagnosis  
when cause can be determined

**75C Opacity of Vitreous Humor**

**75C Ophthalmoplegia**

**75C Panophthalmitis** State when possible infecting  
microörganism as a secondary diagnosis

**75C Paralysis of *ocular muscle*** State muscle involved

**75C *Parasite* of** State variety and site. File under  
Parasites

**75C Perverted Color Vision**

**75C Color Blindness**

**75C Pterygium**

**75C Retinitis** Do not use as a primary diagnosis when  
cause can be determined

**75C Scleritis** To include episcleritis

**75C Snow Blindness**

**75C Staphyloma of Cornea**

<b>75C Stenosis of Punctum</b>	} Do not use as a primary diagnosis when cause can be determined
<b>Lacrimale</b>	
<b>75C Stenosis of Nasal Duct</b>	

**75C Symblepharon**

**37 Syphilis of** State site. File under Syphilis

**82 Thrombosis of** State vessel

**75B Trachoma**

**75C Trichiasis**

**34 Tuberculosis of** State site. File under Tuber-  
culosis

**75C Ulcer of** State site

**75C Hypopyon** State when possible infecting mi-  
croörganism as a secondary diagnosis

**75C Xerosis** Do not use as a primary diagnosis when  
cause can be determined



## HERNIAE

- 109 Epigastric Hernia
  - 109 Epigastric Hernia, Strangulated
- 109 Femoral Hernia
  - 109 Femoral Hernia, Strangulated
- 109 Inguinal Hernia
  - 109 Inguinal Hernia, Strangulated
- 109 Internal Hernia
  - 109 Internal Hernia, Strangulated
- 109 Ischiadic Hernia
  - 109 Ischiadic Hernia, Strangulated
- 109 Ischiorectal Hernia
  - 109 Ischiorectal Hernia, Strangulated
- 109 Lumbar Hernia
  - 109 Lumbar Hernia, Strangulated
- 109 Obturator Hernia
  - 109 Obturator Hernia, Strangulated
- 109 Umbilical Hernia
  - 109 Umbilical Hernia, Strangulated
- 109 Ventral Hernia
  - 109 Ventral Hernia, Strangulated

To include diaphragmatic hernia, retroperitoneal hernia, and hernia into the lesser peritoneal sac. Not to include 98 Hernia of Lung

## INFECTIVE DISEASES

**Abscess of** Not to include **Abscess of, Tuberculous.** State site. State when possible infecting microorganism as a secondary diagnosis. File when possible under organ affected and assign appropriate number. When affecting skin and cellular tissue assign number 144



**25A Actinomycosis of State site.** File under Parasites

**20 Aerogenes Capsulatus Infection**

**22 Anthrax**

**25B Aspergillosis of State site.** File under Parasites  
*Bilharziosis* Diagnosticate as **107 Schistosomiasis, Intestinal or Schistosomiasis, Urinary.** File under Parasites

**25B Blastomycosis of State site.** File under Parasites

**15 Bubonic Plague**

**143 Carbuncle of State site.** State when possible infecting microörganism as a secondary diagnosis

**144 Cellulitis of** Not to include **130B Cellulitis Pelvic.** State site. State when possible infecting microörganism as a secondary diagnosis. When puerperal diagnosticate as **137 Cellulitis, Pelvic, Puerperium** and file under Obstetrical Diseases.

**61a Cerebrospinal Fever** To include only meningococcus infection

**38A Chancroid of State site.** State when possible infecting microörganism as a secondary diagnosis

**19 Chicken Pox**

**12 Cholera, Asiatic**

**12a Comma Bacillus Carrier**

**Coccidiasis of State site and assign appropriate number.** File under Parasites

**19 Dengue**

**9 Diphtheria**

**9b Diphtheria Bacillus Carrier**

**25B Discomycosis of State site.** File under Parasites

**14A Dysentery, Bacillary**

**14B Dysentery, Balantidic** File under Parasites



- 14C Dysentery, Entamoebic File under Parasites
- 14D Dysentery, Unclassified State when possible infecting microörganism as a secondary diagnosis
- 107 Entamoebiasis File under Parasites
- 164 Epidemic Meat Poisoning To include gastrointestinal infections caused by the B. enteritidis and B.  $\beta$  paratyphoid
- 18 Erysipelas
- 189A Fever of Unknown Cause Do not use this diagnosis when it can be avoided
- 19 Filariasis File under Parasites
- 105B Flagellate Diarrhoea File under Parasites
- 19 Foot and Mouth Disease
- 143 Furunculosis State when possible infecting microörganism as a secondary diagnosis
- 19 Gangosa
- 142 Gangrene of, Infective State site. State when possible infecting microörganism as a secondary diagnosis
- 19 German Measles
- 21 Glanders To include farcy
- 38B Gonococcus Infection of State site. File here according to anatomical system
- 19 Haemoglobinuric Fever When due to malaria diagnosticate as 4 Malaria
- 55 Histoplasmosis
- 10 Influenza
- 111 Jaundice, Acute Infective State when possible infecting microörganism as a secondary diagnosis
- 54 Kala Azar
- 17 Leprosy
- 4 Malaria
- 3A Malta Fever
- 6 Measles



- 11 Miliary Fever
- 25B Mucormycosis of State site. File under Parasites
- 19 Mumps
- 145C Oriental Sore (Aleppo Boil, Delhi Boil, Biskra Button)
- 19 Pappataci Fever
- 107 Paragonimiasis File under Parasites
- 92 Pneumonia, Lobar File under Diseases of the Lung
- Pyæmia* Diagnosticate as 20 Septichaemia or 137 Septichaemia, Puerperium
- 23 Rabies
- 3B Relapsing Fever
- 47 Rheumatic Fever, Acute
- 47 Rheumatic Fever, Subacute
- 19 Rocky Mountain Spotted Fever
- 7 Scarlet Fever
- 107 Schistosomiasis, Intestinal File under Parasites
- Schistosomiasis, Urinary When affecting the kidney, assign number 122; when affecting the bladder, number 124. File under Parasites
- 20 Septichaemia State when possible infecting microörganism as a secondary diagnosis. When puerperal diagnosticate as 137 Septichaemia, Puerperium
- 137 Septichaemia, Puerperium
- 5 Small Pox
- 37 Syphilis
- 37 Syphilis of State site. File here according to anatomical system
- 19 Tabardillo (Mexican Typhus)
- 24 Tetanus
- 107 Trichiniasis File under Parasites
- 55 Trypanosomiasis File under Parasites



**29 Tuberculosis, Acute General**

Tuberculosis of State site. Assign appropriate number. File here according to anatomical system

29 Tuberculosis, Acute Bronchopneumonic

29 Tuberculosis, Acute Pneumonic

29 Tuberculosis, Acute Pulmonary Miliary

28 Tuberculosis, Chronic Pulmonary

1 Typhoid Fever To include all forms of infection of a typhoid type caused by the typhoid-colon group of bacilli

1a Typhoid Bacillus Carrier

2 Typhus Fever

19 Vaccinia

145C Veldt Sore

55 Verruga Peruviana

8 Whooping Cough

19 Yaws (Framboesia)

16 Yellow Fever

**JOINTS**

State joint

147 Ankylosis of Do not diagnosticate cicatricial contraction affecting joint as ankylosis

147 Arthritis of,  
Acute

147 Arthritis of,  
Chronic

{ To include acute and chronic synovitis. Not to include **Traumatic Synovitis**. State when possible infecting microörganism as a secondary diagnosis. When due to gonococcus diagnosticate as **38B Gonococcus Infection of**, and file under Infective Diseases

48A Arthritis Deformans



Arthropathy of Syringomyelia  
 Arthropathy of Tabes Dorsalis { Do not use as a  
 primary diagnosis

147 Chondromalacia

150 Congenital Malformation of { File under Congenital  
 150 Congenital Dislocation of { Malformations  
 of Joint

147 Contracture of

147 Coxa Valga { Do not use as a primary diagnosis  
 147 Coxa Vara { when cause can be determined

**36C Curvature of Spine** File under Diseases of Bone.

Do not use as a primary diagnosis when cause can be determined. When tuberculous diagnosticate as **Abscess of Vertebrae, Tuberculous**; use only as a secondary diagnosis under **Tuberculosis of Bone**, assign number **32** and file under Tuberculosis

147 Genu Recurvatum

147 Genu Valgum

147 Genu Varum

147 Haemorrhage into—Nontraumatic Do not use  
 as a primary diagnosis when cause can  
 be determined

149 Hallux Valgus (Bunion)

149 Hallux Varus

147 Loose Body in—Joint

149 Metatarsalgia

147 *Parasite of*—Joint File under Parasites.

149 Pes Cavus

149 Pes Planus

149 Pes Valgus

*Spondylitis Deformans* Diagnosticate as **48A Arthritis Deformans**

**37 Syphilis of** File under Syphilis



149 **Talipes** When congenital diagnosticate as 150  
**Congenital Malformation of Foot.**  
 File under Congenital Malformations

149 **Trigger Finger**

33 **Tuberculosis of** File under Tuberculosis

## LYMPHATIC SYSTEM

84 **Abscess of** State nodes. When tuberculous diagnosticate as **Abscess of—Lymph Nodes, Tuberculous**; use only as a secondary diagnosis under 34 **Tuberculosis of—Lymph Nodes**, and file under Tuberculosis

State when possible infecting microörganism as a secondary diagnosis. When due to gonococcus diagnosticate as 38B **Gonococcus Infection of — Nodes**. When a complication of chancroid use only as a secondary diagnosis under 38A **Chancroid of** and state when possible infecting microörganism as a secondary diagnosis. File under Infective Diseases

84 **Chyle Cyst of Mesentery** File under Diseases of the Mesentery

84 **Chylocele, Nonfilarial** File under Diseases of Tunica Vaginalis. When due to filaria diagnosticate as 19 **Filariasis**, and file under Parasites

84 **Chylothorax** Do not use as a primary diagnosis when cause can be determined. File under Diseases of the Pleura

84 **Chylous Ascites, Nonfilarial** Do not use as a primary diagnosis when cause can be determined. File under Diseases of Peritoneum. When due to filaria diagnosticate as 19 **Filariasis**, and file under Parasites



- 121 Chyluria, Nonfilarial** Do not use as a primary diagnosis when cause can be determined. File under Diseases of the Kidney. When due to filaria diagnosticate as **19 Filariasis** and file under Parasites
- 150 Congenital Malformation of** File under Congenital Malformations of the Lymphatic System
- 145C Elephantiasis of, Nonfilarial** State part affected. When due to filaria diagnosticate as **19 Filariasis**, and file under Parasites
- 84 Fistula of Thoracic Duct**
- 53A Hodgkin's Disease**
- 84 Hypertrophy of — Lymph Nodes** State nodes
- 84 Lymphadenitis of, Acute** State nodes. State when possible infecting microörganism as a secondary diagnosis. When due to gonococcus diagnosticate as **38B Gonococcus Infection of — Nodes**, and file under Infective Diseases
- 84 Lymphadenitis of, Chronic** State Nodes. Not to include **34 Tuberculosis of—Lymph Nodes**
- 84 Lymphangiectasis of** State site
- 84 Lymphangitis of** State site. State when possible infecting microörganism as a secondary diagnosis. When puerperal diagnosticate as **137 Lymphangitis of — Puerperium**, and file under Obstetrical Diseases
- 84 Status Lymphaticus**
- 37 Syphilis of** State nodes. File under Syphilis
- 34 Tuberculosis of** State nodes. File under Tuberculosis



## DISEASES OF THE MIND

- 68 Constitutional Inferiority
- 68 Constitutional Psychopathic State To include  
perverted sexual instincts and imperative  
ideas and acts. Not to include 74 Psy-  
chical Tic
- 68 Psychasthenia
- 68 Dementia (Cause Unknown)  
*Dementia Paralytica* Diagnosticate as 67 General  
Paralysis of the Insane
- 68 Dementia Praecox
- 68 Dementia Praecox, Catatonia
- 68 Dementia Praecox, Hebephrenia
- 68 Dementia Praecox, Paranoid Form
- 67 General Paralysis of the Insane
- 74 Idiocy
- 74 Imbecility
- 68 Melancholia, Involutional
- 68 Paranoia
- 68 Paranoid State
- Psychosis, Exhaustive, Infective and Toxic  
Assign number according to the causative  
disease, e. g., influenza, 10; pneumonia,  
92; puerperium (pregnancy), 140; rheu-  
matic fever, 47; typhoid fever, 1; ma-  
lignant tumors (*vide*); uraemia, 120  
When cause is not known assign number 68
- Psychosis, Intoxication To include alcoholic  
dementia, alcoholic hallucinatory delu-  
sional states, and alcoholic paranoia.  
Assign number according to cause, e. g.,  
alcohol, 56A; morphine, 59; cocaine, 59,  
etc.
- Psychosis Polyneuritica (Korssakow's syndrome)  
Assign number according to cause, e. g.,  
alcohol, 56A; morphine, 59; other cases, 68



**74 Psychosis Due to Organic Brain Disease**

**69 Psychosis, Epileptic**

**73A Psychosis, Hysterical**

**68 Psychosis, Manic Depressive** To include depressed, maniacal, and mixed phases. When complicating pregnancy or the puerperium assign number **140**

**154A Psychosis, Senile**

**Psychosis, Thyreoigenous** Always use as a secondary diagnosis under **74 Cretinism** or **88 Myxoedema**

**68 Psychosis, Traumatic**

**189B Not Insane**

**68 Variety of Insanity Not Ascertained**

## MISCELLANEOUS DISEASES AND CONDITIONS

**55 Acidosis, Nondiabetic**

**149 Ainhum**

**149 Amputation Stump**

**55 Amyloid Disease**

**Anti—Inoculation** State disease. File under appropriate disease and assign the number of that disease followed by a small letter—thus, when for Rabies the number should be **23a**, for tetanus, **24a**, for typhoid, **1b**, for diphtheria, **9c**. When illness or death results from contamination by a known infective agent, e. g., tetanus bacillus, the case should be charged to the latter

**27 Beriberi**

**189B Blood Donor**

**145C Cicatricial Contraction of** State part affected

**122 Cystinuria**



- 189A Dentition
- 177B Deprivation of Water
- 55 Diabetes Insipidus
- 50 Diabetes Mellitus
- 151B Diet Regulation
- 55 Dwarfism
- 142 Erythromelalgia
- 142 Gangrene of Not to include 142 Infective Gangrene (see Infective Diseases), nor 95 Gangrene of Lung. State site. State when possible infecting microorganism as a secondary diagnosis. Do not use as a primary diagnosis when cause can be determined
- 55 Gigantism
- 50 Glycosuria Do not use for 50 Diabetes Mellitus
- 48C Gout, Acute
- 48C Gout, Chronic
- 55 Haemochromatosis
- 189A Headache Do not use as a primary diagnosis when cause can be determined.
- 151A Infancy (See Newborn Child)
- 55 Infantilism } Do not use as a primary diagnosis  
189A Insomnia } when cause can be determined
- 121 Lipaemia
- 189B Malinering
- 151B Malnutrition, under 1 year
- 189A Malnutrition (1 year and over)
- 74 Migraine
- 99B Mikulicz's Disease
- 19 Milk Sickness (Trembles)
- 68 Nostalgia
- 55 Obesity
- 55 Adiposis Dolorosa
- 55 Ochronosis



- 36B Osteoarthropathy, Hypertrophic  
 189B Phantom Tumor  
 130B Precocity  
 189B Pseudocyesis  
 142 Raynaud's Disease  
 48B Rheumatism, Chronic Articular  
 149 Rheumatism, Muscular  
 36C Rickets  
 49 Scurvy  
 189A Sea Sickness  
 154B Senility Not to include 154A Psychosis, Senile.  
 When due to arterial sclerosis diagnosti-  
 cate as **81 Arterial Sclerosis, General**,  
 and file under Diseases of the Circulatory  
 System  
 189A Shock Do not use as a primary diagnosis when  
 cause can be determined  
 145C Sinus of State site  
 189B Skin Donor  
 177B Starvation  
*Syncope* Diagnosticate as **74 Anaemia of Brain**,  
 and file under Diseases of the Nervous  
 System  
**74 Tetany**  
 189A Unknown To include cases refusing examination  
 or not presenting any definite disease or  
 condition  
 189B Vagrancy  
 189A Vertigo Do not use as a primary diagnosis when  
 cause can be determined



# MUSCLES, FASCIAE, TENDONS, AND TENDON SHEATHS

State muscle or tendon

## MUSCLES AND FASCIAE

**149 Abscess of** State when possible infecting microörganism as a secondary diagnosis. When due to *B. mallei* diagnosticate as **21 Glanders**. When due to tuberculosis diagnosticate as **Abscess of, Tuberculous**; use only as a secondary diagnosis under **34 Tuberculosis of—Muscle**, and file under Tuberculosis. File under Infective Diseases

**149 Amyotonia Congenita**

**149 Atrophy of**

**150 Congenital Malformation of** File under Congenital Malformations of the Muscular System

**149 Contracture of**

**149 Cramp of**

**149 Degeneration of**

**149 Dupuytren's Contraction**

**149 Hernia of**

**149 Myositis, Acute** State when possible infecting microörganism as a secondary diagnosis

**149 Myositis, Chronic**

**149 Myositis, Progressive Ossifying**

**149 Myositis, Traumatic Ossifying**

**149 Myotonia Congenita**

**149 Paralysis of, Ischaemic**

**149 Parasite of** State variety. File under Parasites

**37 Syphilis of** File under Syphilis

*Torticollis* Diagnosticate according to cause as **149 Contracture of, or Cramp of**

**34 Tuberculosis of** File under Tuberculosis



## TENDONS AND TENDON SHEATHS

- 149 Abscess of State when possible infecting microörganism as a secondary diagnosis
- 149 Ganglion When tuberculous diagnosticate as 34 Tuberculosis of, and file under Tuberculosis
- 149 Hammer Toe
- 149 Mallet Finger
- 37 Syphilis of File under Syphilis
- 149 Tenontosynovitis of When due to gonococcus diagnosticate as 38B Gonococcus Infection of, and file under Infective Diseases
- 34 Tuberculosis of File under Tuberculosis

## THE NERVOUS SYSTEM

## BRAIN, SPINAL CORD, AND MENINGES

- 60 Abscess of Brain State when possible infecting microörganism as a secondary diagnosis
- 74 Anaemia of Brain (Syncope)
- 64 Apoplexy Do not use as a primary diagnosis when cause can be determined
- 81 Arterial Sclerosis, Cerebral
- 63 Ataxia, Hereditary  
*Bulbar Paralysis* Diagnosticate as 63 Poliomyelitis, Acute Bulbar.
- 74 Caisson Disease
- |     |  |   |
|-----|--|---|
| 150 | Congenital Malformation of Brain       | } File under Congenital Malformations of the Nervous System |
| 150 | Congenital Malformation of Spinal Cord |   |
- 74 Cyst of Brain Not to include cystic tumor



## BRAIN, SPINAL CORD, AND MENINGES—Con'd

- 63 Dystrophy, Progressive Muscular
- 82 Embolism of State artery
- 60 Encephalitis, Acute State when possible infecting microörganism as a secondary diagnosis
- 63 Haematomyelia
- 63 Haematorrhachis
- 64 Haemorrhage, Epidural
- 64 Haemorrhage, Subdural
- 64 Haemorrhage into Cerebellum
- 64 Haemorrhage into Cerebrum
- 64 Haemorrhage into Medulla
- 64 Haemorrhage into Pons
- 66 Hemiplegia, Old
- 74 Hernia of Brain
- 74 Hydrocephalus, Acquired
- 61 Meningitis, Cerebral State when possible infecting microörganism as a secondary diagnosis
- 61 Meningitis, Cerebrospinal Not to include 61a Cerebrospinal Fever. State when possible infecting microörganism as a secondary diagnosis
- 61 Meningitis, Spinal State when possible infecting microörganism as a secondary diagnosis
- 63 Morvan's Disease
- 63 Myasthenia Gravis
- 63 Myelitis, Disseminated
- 63 Myelitis, Transverse
- 61 Pachymeningitis, Cerebral
- 61 Pachymeningitis, Spinal
- 63 Paralysis, Acute Ascending
- 63 Paralysis, Brown-Séguard's
- 63 Paralysis, Infantile Spastic



## BRAIN, SPINAL CORD, AND MENINGES—Cont'd

- 66 Paraplegia, Ataxic
- 63 Paraplegia, Hereditary Spastic
- 74 *Parasite of Brain* } State variety. File under
- 63 *Parasite of Spinal Cord* } Parasites
- 63 Poliomyelitis, Acute Anterior
- 63 Poliomyelitis, Acute Bulbar
- 63 Poliomyelitis, Chronic Anterior
- 63 Sclerosis, Amyotrophic Lateral
- 63 Sclerosis, Disseminated
- 63 Sclerosis, Lateral
- 37 Syphilis of Brain
- 37 Syphilis of Cerebral Meninges
- 37 Syphilis of Cerebrospinal Meninges
- 37 Syphilis of Spinal Cord
- 37 Syphilis of Spinal Meninges
- 63 Syringomyelia
- 62 Tabes Dorsalis
- 82 Thrombosis of State sinus or vessel. State when  
possible infecting microorganism as a sec-  
ondary diagnosis
- 30 Tuberculosis of Brain
- 30 Tuberculosis of Cerebral Meninges
- 30 Tuberculosis of Cerebrospinal  
Meninges
- 34 Tuberculosis of Spinal Cord
- 30 Tuberculosis of Spinal Meninges

## CRANIAL AND SPINAL NERVES

- 76 Ménière's Disease
- 73B Neuralgia of State nerve
- 73B Neuritis of State nerve
- 73B Neuritis, Multiple



## CRANIAL AND SPINAL NERVES—Continued

- 66 Paralysis of State nerve. Do not use as a primary diagnosis when cause can be determined
- 37 Syphilis of File under Syphilis
- 145C Zoster

## FUNCTIONAL NERVOUS DISORDERS

- 74 Angiospastic Oedema
- 74 Aphasia Do not use as a primary diagnosis when cause can be determined
- 74 Athetosis
- 74 Catalepsy
- 72 Chorea
- 74 Chorea, Chronic Progressive
- 71 Convulsions, Infantile under 5 years Do not use as a primary diagnosis when cause can be determined
- 69 Epilepsy Not to include 69 Psychosis, Epileptic
- 74 Epilepsy, Jacksonian Not to include 74 Psychosis due to Organic Brain Disease
- 74 Hiccough Do not use as a primary diagnosis when cause can be determined
- 68 Hypochondriasis
- 73A Hysteria Not to include 73A Psychosis Hysterical
- 74 Neurasthenia
- 74 Neurosis, Occupational
- 74 Neurosis, Traumatic To include railway spine
- 74 Night Terrors
- 63 Paralysis Agitans
- 74 Paramyoclonus Multiplex
- 74 Somnambulism
- 74 Spasm, Habit
- 74 Spasm, Nodding



## FUNCTIONAL NERVOUS DISORDERS—Continued

- 74 Spasm, Saltatory
- 74 Stammering
- 74 Stuttering
- 74 Tic, Convulsive
- 74 Tic, Coördinated
  - Tic, Painful, of* Diagnosticate as **73B Neuralgia**  
of. File under Neuralgia
- 74 Tic, Psychical Not to include **68 Constitutional Psychopathic State**
  - Tic, Simple* Diagnosticate as **74 Spasm, Habit**

PARASITES: FUNGI AND CERTAIN ANIMAL  
PARASITES

When the International Number is not stated, the appropriate number will be found before the heading *Parasite* under the organ infested.

- Achorion Schoenleini* Diagnosticate as **25B Favus**
- 25A Actinomycosis of** State site

## AMOEBAE

- 107 **Entamoeba Coli**
  - Entamoeba histolytica* Diagnosticate as **107 Entamoebiasis, Entamoebic Abscess of, or 14C Entamoebic Dysentery**
- 107 **Entamoebiasis** Not to include **Entamoebic Abscess of, or 14C Entamoebic Dysentery**
  - Entamoebic Abscess of** State site. Assign number according to site, e. g., **115 Entamoebic Abscess of Liver**
  - 14C Entamoebic Dysentery**
- 107 **Paramoeba Hominis**



**107 Ascaris Lumbricoides**

**25B Aspergillosis of State site.** To include Carate and Tokelau. Not to include **25B Mycetoma of**

*Aspergillus* Diagnosticate as **25B Aspergillosis of**

**107 Balantidium Coli (Paramoecium)** When causing dysentery diagnosticate as **14B Balantidic Dysentery**

*Bilharziosis* Diagnosticate as **107 Schistosomiasis, Intestinal, or Schistosomiasis, Urinary**

**25B Blastomycosis of State site.** To include cryptococcus and other saccharomycetes

*Carate* Diagnosticate as **25B Aspergillosis of Skin**

**Coccidiasis of State site.** Assign number according to site

*Cryptococcus* Diagnosticate as **25B Blastomycosis of**

DISCOMYCES

*Actinomyces bovis* Diagnosticate as **25A Actinomycosis of**

*Discomyces Madurae* Diagnosticate as **25B Mycetoma of**

*Discomyces Rosenbachi* Diagnosticate as **25B Erysipeloid**

*Discomyces* (unclassified) Diagnosticate as **25B Discomycosis of**

**25B Discomycosis of State site.** Not to include **25A Actinomycosis of, 25B Mycetoma of, or 25B Erysipeloid**

**145C Dracontiasis**

**14B Dysentery, Balantidic**

**14C Dysentery, Entamoebic**



*Eimeria stiedae* Diagnosticate as **Coccidiasis** of.  
State site

*Endomyces albicans* Diagnosticate as **99B Thrush**

**25B Erysipeloid**

**25B Erythrasma**

**25B Favus**

#### FILARIAE

*Filaria Bancrofti* Diagnosticate as **19 Filariasis**

*Filaria Medinensis* (Guinea worm) Diagnosticate as **145C Dracontiasis**

*Filaria* (unclassified) State variety and site and assign number according to site

#### **19 Filariasis**

#### FLAGELLATA

<i>Cercomonas hominis</i>	} Diagnosticate as <b>105B</b>	
<i>Lamblia intestinalis</i>		
<i>Trichomonas hominis</i>		
	<b>Flagellate</b>	<b>Diarrhoea</b>

#### **105B Flagellate Diarrhoea**

#### **145C Larva Migrans**

*Madura foot* Diagnosticate as **25B Mycetoma of Foot**

*Malassezia furfur* Diagnosticate as **25B Pityriasis Versicolor**

*Microsporum minutissimum* Diagnosticate as **25B Erythrasma**

**25B Mucormycosis of** State site

**25B Mycetoma of** State site. To include actinomycotic and aspergillar mycetoma

#### **145C Myiasis**

**107 Oxyuris Vermicularis**

**107 Paragonimiasis**



*Paragonimus Westermani* (Distoma pulmonale) Diagnosticate as **98 Paragonimiasis**

**145C Phtheiriasis** (Pediculosis)

**25B Piedra**

**25B Pinta**

**25B Pityriasis Versicolor**

*Saccharomyces* Diagnosticate as **25B Blastomycosis** of

**145C Sarcopsiliasis** (*Pulex penetrans*)

*Sarcoptes scabiei* Diagnosticate as **145B Scabies**

**145B Scabies**

#### SCHISTOSOMIDAE

**107 Schistosomiasis, Intestinal**

**Schistosomiasis, Urinary** Assign number according to site

*Schistosomum haematobium* Diagnosticate as **Schistosomiasis, Urinary** When affecting the kidney, assign number **122**; when affecting the bladder, number **124**

*Schistosomum Japonicum*

*Schistosomum Mansoni* Diagnosticate as **107**

**Schistosomiasis, Intestinal**

**25B Sporotrichosis** of State site

#### STRONGYLIDAE

*Ankylostoma duodenale* Diagnosticate as **106 Uncinariasis**

**122 Dioctophyme Renale** (*Strongy'us gigas*)

**Metastrongylus Apri** (*Strongylus bronchialis*) State site. Assign number according to site

*Necator Americanus* Diagnosticate as **106 Uncinariasis**



## STRONGYLIDAE—Continued

107 **Strongylus Gibsoni**107 **Trichostrongylus Instabilis** (Strongylus subtilis)107 **Strongyloides Intestinalis**

## TAPE WORMS

107 **Dibothriocephalus Latus**107 **Hymenolepis Nana****Sparganum Proliferum** State site. Assign number according to site*Taenia echinococcus***Echinococcus** of State site. Assign number according to site, e. g., 74**Echinococcus of Brain; 112 Echinococcus of Liver**107 **Taenia Saginata**107 **Taenia Solium****Cysticercus** of State site. Assign number according to site99B **Thrush***Tokelau* Diagnosticate as **25B Aspergillosis of Skin***Trichina spiralis* Diagnosticate as **107 Trichiniasis**107 **Trichiniasis***Trichocephalus dispar* See **Trichuris***Trichophyton* Diagnosticate as **145A Trichophytosis**145A **Trichophytosis** To include sycosis •*Trichosporum* Diagnosticate as **25B Piedra**107 **Trichuriasis**107 **Trichuris Trichiura** (*Trichocephalus dispar*)*Trypanosoma* Diagnosticate as **55 Trypanosomiasis**



- 55 Trypanosomiasis
- 106 Uncinariasis

## POISONINGS AND INTOXICATIONS

- 56B Absinthe Poisoning
- 165B Acetanilide Poisoning, Acute
  - 59 Acetanilide Poisoning, Chronic
- 165B Acetic Acid Poisoning
- 168B Acetylene Poisoning
  - 58 Acetylene Poisoning, Industrial
- 165B Aconite Poisoning
  - 165B Aconitine Poisoning
- 56B Alcohol Poisoning Not to include 56A Psychosis  
Intoxication
- 165B Alum Poisoning
- 165B Ammonia Poisoning, Acute
  - 58 Ammonia Poisoning, Industrial
- 165B Ammonium Carbonate Poisoning
- 165B Ammonium Hydroxide Poisoning
- 165B Amyl Alcohol Poisoning (Fusel oil)
  - 58 Amyl Alcohol Poisoning, Industrial
- 165B Amylene Hydrate Poisoning
- 165B Aniline Poisoning
  - 58 Aniline Poisoning, Industrial
- 165B Antimony Poisoning
  - 58 Antimony Poisoning, Industrial
- 165B Antipyrine Poisoning, Acute
  - 59 Antipyrine Poisoning, Chronic
- 165B Arsenic Poisoning, Acute
  - 59 Arsenic Poisoning, Chronic
  - 58 Arsenic Poisoning, Industrial
- 168B Arseniuretted Hydrogen Poisoning
  - 58 Arseniuretted Hydrogen Poisoning, Industrial
- 165B Aspidium Poisoning
- 165B Barium Poisoning



- 165B Belladonna Poisoning
  - 165B Atropine Poisoning
- 165B Benzol Poisoning (Benzine)
  - 58 Benzol Poisoning, Industrial
- 165B Bismuth Poisoning Not to include Arsenic or Nitrite Poisoning
- 165B Boric Acid Poisoning
  - 165B Borax Poisoning
- 164 Botulism
  - 59 Bromide Poisoning
- 168B Bromine Poisoning
- 165B Bromoform Poisoning
- 165B Cannabis Indica Poisoning, Acute (Hashish)
  - 59 Cannabis Indica Poisoning, Chronic Not to include 59 Psychosis, Intoxication
- 165B Cantharides Poisoning
  - Carbolic Acid Poisoning* Diagnosticate as 165B Phenol Poisoning
- 168B Carbon Dioxide Poisoning
  - 58 Carbon Dioxide Poisoning, Industrial
- 165B Carbon Disulphide Poisoning
  - 58 Carbon Disulphide Poisoning, Industrial
- 168B Carbon Monoxide Poisoning Not to include 168B Illuminating Gas Poisoning
  - 58 Carbon Monoxide Poisoning, Industrial
- 165B Castor Oil Seed Poisoning
- 165B Chloral Hydrate Poisoning, Acute
  - 59 Chloral Hydrate Poisoning, Chronic Not to include 59 Psychosis, Intoxication
- 165B Chloralamide Poisoning
- 165B Chlorate Poisoning
- 165B Chlorethyl Poisoning
- 168B Chlorethyl Vapor Poisoning
  - 58 Chloride of Lime Poisoning, Industrial
- 165B Chlorinated Lime Poisoning
- 165B Chlorinated Soda Poisoning



- 168B Chlorine Poisoning
  - 58 Chlorine Poisoning, Industrial
- 165B Chloroform Poisoning
- 168B Chloroform Vapor Poisoning
- 168B Chloroform Vapor Poisoning, Delayed
- 165B Chromium Poisoning
  - 58 Chromium Poisoning, Industrial    Diagnosticate lead chromate poisoning as 57A Lead Poisoning, Industrial
- 165B Chrysarobin Poisoning
- 165B Cinchona Poisoning
  - 165B Quinine Poisoning
- 165B Coca Poisoning, Acute
  - 59 Coca Poisoning, Chronic
    - 165B Cocaine Poisoning, Acute
      - 59 Cocaine Poisoning, Chronic    Not to include 59 Psychosis, Intoxication
- 165B Coccus Indicus Poisoning
  - 165B Picrotoxine Poisoning
- 59 Coffee Poisoning
  - 165B Caffeine Poisoning, Acute
    - 59 Caffeine Poisoning, Chronic
- 165B Colchicum Poisoning
  - 165B Colchicine Poisoning
- 165B Conium Poisoning
- 165B Copaiba Poisoning
- 165B Copper Poisoning
- 165B Cordite Poisoning    Not to include Nitrite or Picric Acid Poisoning
- 164 Creatoxismus (Meat Poisoning)
- 165B Creolin Poisoning
- 165B Creosote Poisoning
  - 165B Guaiacol Poisoning
- 165B Croton Oil Poisoning
- 165B Curare Poisoning
- 165B Delphinium Poisoning



- 165B Digitalis Poisoning
  - 58 Dinitrobenzol Poisoning, Industrial
- 165B Duboisia Poisoning
- 164 Egg Albumin Poisoning
- 165B Elaterium Poisoning
  - 165B Elaterin Poisoning
- 165B Epinephrin Poisoning
- 165B Ergot Poisoning, Acute
  - 59 Ergot Poisoning, Chronic
- 165B Ether Poisoning, Acute
  - 59 Ether Poisoning, Chronic
- 168B Ether Vapor Poisoning
- 164 Fish Poisoning
  - 164 Shell Fish Poisoning
- 165A Fish Venom Poisoning
- 165B Formaldehyde Poisoning To include hexamethylenamine poisoning. When inhaled assign number 168B
  - 58 Formaldehyde Poisoning, Industrial
- 165B Gasoline Poisoning When inhaled assign number 168B
  - 58 Gasoline Poisoning, Industrial
- 165B Gelsemium Poisoning
- 165B Hydrochloric Acid Poisoning
  - 58 Hydrochloric Acid Poisoning, Industrial
- 165B Hydrocyanic Acid Poisoning When inhaled assign number 168B
  - 58 Hydrocyanic Acid Poisoning, Industrial
- 165B Cyanide Poisoning
  - 58 Cyanide Poisoning, Industrial
- 168B Cyanogen Poisoning
  - 58 Cyanogen Poisoning, Industrial
- 165B Hydrofluoric Acid Poisoning
  - 58 Hydrofluoric Acid Poisoning, Industrial
- 165B Hyoscyamus Poisoning
  - 165B Hyoscyamine Poisoning



- 165B Hyoscine Poisoning (Scopolamine)
- 168B Illuminating Gas Poisoning
  - 58 Illuminating Gas Poisoning, Industrial
- 165A Insect Sting
- 165B Iodine Poisoning
- 165B Iodoform Poisoning
- 165B Iron Poisoning
- 165B Kerosene Poisoning
  - 59 Lathyrism
- 165B Lead Poisoning, Acute
  - 57B Lead Poisoning, Chronic Not to include 57  
 Psychosis, Intoxication
  - 57A Lead Poisoning, Industrial
- 165B Lobelia Poisoning
- 165B Lysol Poisoning
- 165B Magnesium Poisoning
  - 58 Manganese Poisoning, Industrial
- 168B Marsh Gas Poisoning
  - 58 Marsh Gas Poisoning, Industrial
- 165B Mercury Poisoning, Acute
  - 59 Mercury Poisoning, Chronic
  - 58 Mercury Poisoning, Industrial
- 165B Methyl Alcohol Poisoning
- 168B Methyl Alcohol Vapor Poisoning
  - 58 Methyl Alcohol Vapor Poisoning, Industrial
- 164 Milk Poisoning
  - 164 Cheese Poisoning
  - 164 Ice Cream Poisoning
- 164 Mushroom Poisoning
  - 165B Muscarine Poisoning
- 165B Naphthalene Poisoning
- 165B Naphthol Poisoning
- 165B Nitric Acid Poisoning
- 165B Nitrite Poisoning To include amyl nitrite and  
 nitroglycerin poisoning. When inhaled  
 assign number 168B



- 165B Nitrobenzine Poisoning
    - 58 Nitrobenzine Poisoning, Industrial
    - 58 Nitrous Gas Poisoning, Industrial
  - 168B Nitrous Oxide Poisoning
  - 165B Nux Vomica Poisoning
    - 165B Strychnine Poisoning
  - 165B Opium Poisoning, Acute
    - 59 Opium Poisoning, Chronic
      - 165B Codeine Poisoning, Acute
        - 59 Codeine Poisoning, Chronic Not to include
        - 59 Psychosis, Intoxication
    - 165B Dionine Poisoning, Acute
      - 59 Dionine Poisoning, Chronic Not to include
      - 59 Psychosis, Intoxication
  - 165B Heroin Poisoning, Acute
    - 59 Heroin Poisoning, Chronic Not to include
    - 59 Psychosis, Intoxication
  - 165B Morphine Poisoning, Acute
    - 59 Morphine Poisoning, Chronic Not to include
    - 59 Psychosis, Intoxication
- 165B Oxalic Acid Poisoning
  - 165B Acid Potassium Oxalate Poisoning
- 165B Paraldehyde Poisoning, Acute
  - 59 Paraldehyde Poisoning, Chronic
- 165B Parathyroid Extract Poisoning
  - 26 Pellagra
- 165B Pennyroyal Poisoning
- 165B Petroleum Poisoning
  - 58 Petroleum Vapor Poisoning, Industrial
- 165B Phenacetin Poisoning, Acute
  - 59 Phenacetin Poisoning, Chronic
- 165B Phenol Poisoning
- 168B Phosphoretted Hydrogen Poisoning
- 165B Phosphoric Acid Poisoning
- 165B Phosphorous Acid Poisoning
- 165B Phosphorus Poisoning, Acute



- 58 Phosphorus Poisoning, Industrial
- 165B Physostigma Poisoning
  - 165B Physostigmine Poisoning
- 165B Picric Acid, Poisoning
  - 58 Picric Acid Poisoning, Industrial
- 165B Pilocarpus Poisoning
  - 165B Pilocarpine Poisoning
- 165B Potassium Carbonate Poisoning
  - Potassium Chlorate Poisoning* Diagnosticate as 165B Chlorate Poisoning
- 165B Potassium Hydroxide Poisoning
- 165B Potassium Nitrate Poisoning
- 164 Potato Poisoning
  - 58 Pyridine Poisoning, Industrial
- 165B Pyrogalllic Acid Poisoning
- 165B Resorcin Poisoning
  - Rhus Toxicodendron Poisoning* Diagnosticate as 145C Dermatitis Venenata, and file under Diseases of the Skin
- 165B Salicylic Acid Poisoning To include salicylates
- 165B Santonin Poisoning
- 165B Serum Poisoning
- 168B Sewer Gas Poisoning
  - Sewer Gas Poisoning, Industrial* Diagnosticate as 58 Sulphuretted Hydrogen Poisoning, Industrial
- 165B Silver Poisoning, Acute
  - 59 Silver Poisoning, Chronic
- 165A Snake Venom Poisoning
- 165B Sodium Carbonate Poisoning
  - Sodium Chlorate Poisoning* Diagnosticate as 165B Chlorate Poisoning
- 165B Sodium Chloride Poisoning
- 165B Sodium Hydroxide Poisoning
- 165B Stramonium Poisoning
- 165B Strophanthus Poisoning



- 165B Strophanthin Poisoning
- 165B Sulphonal Poisoning, Acute
  - 59 Sulphonal Poisoning, Chronic
- 58 Sulphur Chloride Poisoning, Industrial
- 168B Sulphuretted Hydrogen Poisoning
  - 58 Sulphuretted Hydrogen Poisoning, Industrial
- 165B Sulphuric Acid Poisoning
- 165B Sulphurous Acid Poisoning
  - 58 Sulphurous Acid Vapor Poisoning, Industrial
- 165B Tansy Poisoning
- 165B Tartaric Acid Poisoning
  - 59 Tea Poisoning
  - 58 Tea Poisoning, Industrial
- 165B Thymus Extract Poisoning
- 165B Thyreoid Extract Poisoning
  - 59 Tin Poisoning
- 165B Tobacco Poisoning, Acute
  - 59 Tobacco Poisoning, Chronic
  - 58 Tobacco Poisoning, Industrial
  - 165B Nicotine Poisoning, Acute
    - 59 Nicotine Poisoning, Chronic
- 165B Trional Poisoning, Acute
  - 59 Trional Poisoning, Chronic
- 165B Turpentine Poisoning
- 168B Turpentine Vapor Poisoning
  - 58 Turpentine Vapor Poisoning, Industrial
- 165B Veratrum Poisoning
- 165B Veronal Poisoning, Acute
  - 59 Veronal Poisoning, Chronic
- 165B Zinc Poisoning



## REPRODUCTIVE ORGANS

FUNCTIONAL DISTURBANCES INVOLVING  
MALE AND FEMALE SEXUAL ORGANS

Do not use as a primary diagnosis when cause can  
be determined

130B Amenorrhoea

130B Dysmenorrhoea

132 Dyspareunia

127 Impotence

74 Masturbation

128 Menorrhagia

130B Menopause

*Menstruation, Precocious* Diagnosticate as **130B  
Precocity**. File under Miscellaneous  
Diseases and Conditions

128 Metrorrhagia

145C Pruritus Vulvae

127 Seminal Emissions

127 Spermatorrhoea

*Sterility* When occurring in the male assign num-  
ber **127**; when in the female, number **132**

132 Vaginismus

## MAMMARY GLAND

133 Abscess of Mammary  
Gland

133 Abscess, Sub=  
mammary

State when possible infect-  
ing microorganism as a  
secondary diagnosis.  
When puerperal diagnos-  
ticate as **141 Abscess of  
Mammary Gland,  
Puerperium**, or **141 Ab-  
scess Submammary,  
Puerperium**, and file un-  
der Obstetrical Diseases



## MAMMARY GLAND—Continued

- 141 **Agalactia**
- 133 **Atrophy of Mammary Gland**
- 150 **Congenital Malformation of Mammary Gland**  
File under Congenital Malformations of  
the Reproductive Organs
- 133 **Fissure of Nipple** When puerperal diagnosticate  
as 141 **Fissure of Nipple, Puerperium,**  
and file under Obstetrical Diseases
- 133 **Fistula of Mammary Gland** When puerperal  
diagnosticate as 141 **Fistula of Mam-**  
**mary Gland, Puerperium,** and file  
under Obstetrical Diseases
- 141 **Galactocele**
- 141 **Galactorrhoea**
- 133 **Hypertrophy of Mammary Gland**
- 133 **Mamillitis** When puerperal diagnosticate as 141  
**Mamillitis, Puerperium, (or Preg-**  
**nancy)** and file under Obstetrical  
Diseases
- 133 **Mastitis, Acute**
- 133 **Mastitis, Chronic**
- { State when possible infecting  
microörganism as a secondary  
diagnosis. When puerperal  
diagnosticate as 141 **Mastitis,**  
**Puerperium,** and file under  
Obstetrical Diseases
- 141 **Milk Retention**
- 133 **Neurosis of Mammary Gland** Do not use as a  
primary diagnosis when cause can be  
determined
- 133 **Parasite of Mammary Gland** State variety. File  
under Parasites
- 37 **Syphilis of Mammary Gland** File under Syphilis
- 34 **Tuberculosis of Mammary Gland** File under  
Tuberculosis



## FEMALE REPRODUCTIVE ORGANS

## LIGAMENTS, OVARIES, AND TUBES

- 132 Abscess of Ovary } State when possible infect-  
 130B Abscess, Parauterine, } ing microörganism as a  
     (non-puerperal) } secondary diagnosis

130B Abscess, Pelvic Not to include 130B Cellulitis, Pelvic, nor 130B Abscess, Parauterine. State when possible infecting microorganism as a secondary diagnosis. Do not use as a primary diagnosis when cause can be determined. When due to gonococcus diagnosticate as 38B **Gonococcus Infection of Peritoneum**, and file under Infective Diseases. When puerperal diagnosticate as 137 Abscess, Pelvic, Puerperium, and file under Obstetrical Diseases. File all other cases under Diseases of the Peritoneum

132 Atrophy of Ovary

130B Cellulitis, Pelvic Not to include 130B Abscess, Pelvic, nor 130B Abscess, Parauterine. State when possible infecting microörganism as a secondary diagnosis. When puerperal diagnosticate as 137 Cellulitis, Pelvic, Puerperium, and file under Obstetrical Diseases

150 Congenital Malformation of State part affected. File under Congenital Malformations of the Reproductive Organs

132 Displacement of Falloppian Tube

132 Displacement of Ovary

134B Gestation, Extrauterine

132 Haematocele, Pelvic Do not use as a primary diagnosis when cause can be determined

131 Haematoma of Ovary



## FEMALE REPRODUCTIVE ORGANS—Continued

## LIGAMENTS, OVARIES AND TUBES—Continued

- 132 **Haematosalpinx**
- 132 **Hydrocele of Round Ligament**
- 132 **Oöphoritis, Acute** State when possible infecting microörganism as a secondary diagnosis. When due to gonococcus diagnosticate as **38B Gonococcus Infection of Ovary**, and file under infective Diseases
- 132 **Oöphoritis, Chronic**
  - 132 **Sclerosis of Ovary**
- 132 *Parasite of Ovary* State variety. File under Parasites
- 117 **Peritonitis, Acute Local** Do not use as a primary diagnosis when cause can be determined. When due to gonococcus diagnosticate as **38B Gonococcus Infection of Peritoneum**, and file under Infective Diseases. When puerperal diagnosticate as **137 Peritonitis, Acute Local, Puerperium**, and file under Obstetrical Diseases. File all other cases under Diseases of the Peritoneum
- 132 **Salpingitis, Acute** State when possible infecting microörganism as a secondary diagnosis. When due to gonococcus diagnosticate as **38B Gonococcus Infection of Fallopian Tube**, and file under Infective Diseases
- 132 **Salpingitis, Chronic** To include hydrosalpinx. State when possible infecting microörganism as a secondary diagnosis. When due to gonococcus diagnosticate as **38B Gonococcus Infection of Fallopian Tube**, and file under Infective Diseases



## FEMALE REPRODUCTIVE ORGANS—Continued

## LIGAMENTS, OVARIES, AND TUBES—Continued

- 37 Syphilis of State part affected. File under Syphilis
- 34 Tuberculosis of State part affected. File under Tuberculosis
- 83 Varix of Broad Ligament

## UTERUS

## 130B Atrophy of Uterus

## 130B Atresia of Uterus, Acquired

- 150 Congenital Malformation of Uterus File under Congenital Malformations of the Reproductive Organs

130B Displacement of Uterus (See also Obstetrical Diseases

Anteflexion

Anteversio

Laterocession

Prolapse of Uterus

Retrocession

Retroversion

{ Always use as a secondary diagnosis under 130B Displacement of Uterus. Not to include 140 Displacement of Uterus, Puerperium. To include retroflexion

- 130A Endometritis, Acute State when possible infecting microörganism as a secondary diagnosis. When due to gonococcus diagnosticate as 38B Gonococcus Infection of Endometrium, and file under Infective Diseases. When puerperal diagnosticate as 137 Endometritis, Acute, Puerperium, and file under Obstetrical Diseases

## 130A Endometritis, Chronic

## 130A Endotrachelitis, Chronic

## 110A Fistula, Intestino=uterine



## FEMALE REPRODUCTIVE ORGANS—Continued

## UTERUS—Continued

**130B Fistula, Uterovaginal** File under Diseases of Vagina.

**125 Fistula, Uterovesical** File under Diseases of Bladder

**130B Hypertrophy of Cervix Uteri**

**130B Laceration of Cervix Uteri, Old**

**130A Metritis, Acute** State when possible infecting microörganism as a secondary diagnosis. When puerperal diagnosticate as **137 Metritis, Acute, Puerperium**, and file under Obstetrical Diseases

**130A Metritis, Chronic**

**130B Stricture of Uterine Canal** Do not use as a primary diagnosis when cause can be determined

**140 Subinvolution of Uterus**

**37 Syphilis of Uterus** File under Syphilis

**34 Tuberculosis of Uterus** File under Tuberculosis

## VAGINA

**132 Abscess of Vagina** State when possible infecting microörganism as a secondary diagnosis.

**132 Atresia of Vagina, Acquired**

**150 Congenital Malformation of Vagina** File under Congenital Malformations of the Reproductive Organs

**132 Cyst of Vagina** File under Retention Cysts under Tumors

**110A Fistula, Rectovaginal**

**125 Fistula, Ureterovaginal**

**125 Fistula, Urethrovaginal**

**130B Fistula, Uterovaginal**

**125 Fistula, Vesicovaginal**



## FEMALE REPRODUCTIVE ORGANS—Continued

## VAGINA—Continued

186 Foreign Body in Vagina

132 Laceration of Pelvic Floor, Old

Prolapse of Anterior

Vaginal Wall (Cystocele)

Prolapse of Posterior

Vaginal Wall (Proctocele)

Always use as a secondary diagnosis under either 132 Laceration or 132 Relaxation of Pelvic Floor

132 Relaxation of Pelvic Floor

37 Syphilis of Vagina File under Syphilis

34 Tuberculosis of Vagina File under Tuberculosis

132 Vaginismus File under Functional Disorders

132 Vaginitis, Acute

132 Vaginitis, Chronic

State when possible infecting microorganism as a secondary diagnosis. When due to gonococcus diagnosticate as 38B Gonococcus Infection of Vagina, and file under Infective Diseases

## VULVA

132 Abscess of Bartholin's Gland

132 Abscess of Vulva

State when possible infecting microorganism as a secondary diagnosis. When due to gonococcus diagnosticate as 38B Gonococcus Infection of Bartholin's Gland (or Vulva), and file under Infective Diseases

132 Adhesions about Clitoris

132 Atrophy of Vulva



## FEMALE REPRODUCTIVE ORGANS—Continued

## VULVA—Continued

- 38A Chancroid of Vulva** State when possible infecting microörganism as a secondary diagnosis. File under Infective Diseases
- 150 Congenital Malformation of Vulva** File under Congenital Malformations of the Reproductive Organs
- 132 Cyst of Bartholin's Gland** File under Retention Cysts under Tumors
- 145C Elephantiasis of Vulva, Nonfilarial** File under Diseases of the Lymphatic System. When due to filaria diagnosticate as **19 Filariasis**, and file under Parasites
- 132 Garrulitas Vulvae**
- 132 Haematoma of Vulva, Nontraumatic** Do not use as a primary diagnosis when cause can be determined
- 132 Hydrocele of Vulva**
- 132 Hypertrophy of Vulva** State part affected
- 132 Hypertrophy of Clitoris**
- 132 Kraurosis Vulvae**
- 145C Pruritus Vulvae** Do not use as a primary diagnosis when cause can be determined. File under Functional Disorders of Male and Female Sexual Organs
- 37 Syphilis of Vulva** File under Syphilis
- 34 Tuberculosis of Vulva** File under Tuberculosis
- 83 Varix of Vulva**
- |   |   |  |
|---|---|--|
| <p><b>132 Vulvitis, Acute</b></p> <p><b>132 Vulvitis, Chronic</b></p> | { | <p>State when possible infecting microörganism as a secondary diagnosis. When due to gonococcus diagnosticate as <b>38B Gonococcus Infection of Vulva</b>, and file under Infective Diseases</p> |
|---|---|--|



## MALE REPRODUCTIVE ORGANS

## COWPER'S GLANDS

- 127 Abscess of Cowper's Gland** State when possible infecting microorganism as a secondary diagnosis. When due to gonococcus diagnosticate as **38B Gonococcus Infection of Cowper's Gland**, and file under Infective Diseases
- 34 Tuberculosis of Cowper's Gland** File under Tuberculosis

## PENIS

- 127 Balanoposthitis** State when possible infecting microorganism as a secondary diagnosis. When due to gonococcus diagnosticate as **38B Gonococcus Infection of Penis**, and file under Infective Diseases
- 38A Chancroid of Penis** State when possible infecting microorganism as a secondary diagnosis. File under Infective Diseases
- 150 Congenital Malformation of Penis** File under Congenital Malformations of the Reproductive Organs
- 127 Deformity of Penis, Acquired**
- 127 Paraphimosis**
- 127 Redundant Prepuce**
- 127 Adhesions, Preputial**
- 127 Concretions, Preputial**
- 127 Phimosis** When congenital assign number **150**
- 127 Sclerosis of Corpus Cavernosum**
- 37 Syphilis of Penis** File under Syphilis
- 34 Tuberculosis of Penis** File under Tuberculosis



## MALE REPRODUCTIVE ORGANS—Continued

## PROSTATE GLAND

- 126 Abscess of Prostate** State when possible infecting microörganism as a secondary diagnosis. When due to gonococcus diagnosticate as **38B Gonococcus Infection of Prostate** and file under Infective Diseases
- 126 Atrophy of Prostate** Do not use as a primary diagnosis when cause can be determined
- 126 Calculus in Prostate**
- 150 Congenital Malformation of Prostate** File under Congenital Malformations of the Reproductive Organs
- 126 Enlargement of Prostate** Not to include tumor
- |                         |   |   |
|-------------------------|---|---|
| <b>126 Prostatitis,</b> | { | State when possible infecting microörganism as a secondary diagnosis. When due to gonococcus diagnosticate as <b>38B Gonococcus Infection of Prostate</b> and file under Infective Diseases |
| <b>Acute</b>            |   |   |
| <b>126 Prostatitis,</b> | { |   |
| <b>Chronic</b>          |   |   |
- 37 Syphilis of Prostate** File under Syphilis
- 34 Tuberculosis of Prostate** File under Tuberculosis

## SCROTUM

- 127 Abscess of Scrotum** State when possible infecting microörganism as a secondary diagnosis
- 150 Congenital Malformation of Scrotum** File under Congenital Malformations of the Reproductive Organs
- 145C Elephantiasis of Scrotum, Nonfilarial** File under Diseases of the Lymphatic System When due to filaria diagnosticate as **19 Filariasis**, and file under Parasites



## MALE REPRODUCTIVE ORGANS—Continued

## SCROTUM—Continued

- 142 **Gangrene of Scrotum, Infective** File under Infective Diseases
- 127 **Redundant Scrotum** Do not use as a primary diagnosis when cause can be determined
- 37 **Syphilis of Scrotum** File under Syphilis
- 34 **Tuberculosis of Scrotum** File under Tuberculosis

## SEMINAL VESICLES

- 127 **Abscess of Seminal Vesicle** State when possible infecting microorganism as a secondary diagnosis. When due to gonococcus diagnosticate as **38B Gonococcus Infection of Seminal Vesicle**, and file under Infective Diseases
- 127 **Concretion in Seminal Vesicle** Do not use as a primary diagnosis when cause can be determined
- 150 **Congenital Malformation of Seminal Vesicles** File under Congenital Malformations of the Reproductive Organs
- |     |                          |   |  |
|-----|--------------------------|---|--|
| 127 | Gonocystitis,<br>Acute   | { | State when possible infecting microorganism as a secondary diagnosis. When due to gonococcus diagnosticate as <b>38B Gonococcus Infection of Seminal Vesicle</b> , and file under Infective Diseases |
| 127 | Gonocystitis,<br>Chronic |   |  |
- 37 **Syphilis of Seminal Vesicle** File under Syphilis
- 34 **Tuberculosis of Seminal Vesicle** File under Tuberculosis



## MALE REPRODUCTIVE ORGANS—Continued

## SPERMATIC CORD

- 127 Haematocoele of Spermatic Cord**
- 127 Haematoma of Spermatic Cord, Nontraumatic**
- 127 Hydrocele of Spermatic Cord**
- 127 Inflammation of Spermatic Cord** State when possible infecting microörganism as a secondary diagnosis. Do not use as a primary diagnosis when cause can be determined. When due to gonococcus diagnosticate as **38B Gonococcus Infection of Spermatic Cord**, and file under Infective Diseases
- 37 Syphilis of Spermatic Cord** File under Syphilis
- 127 Torsion of Spermatic Cord, Nontraumatic**
- 34 Tuberculosis of Spermatic Cord** File under Tuberculosis
- 83 Varicocele**

## TESTICLE AND EPIDIDYMIS

- 127 Abscess of Epididymis** State when possible infecting microörganism as a secondary diagnosis. When due to gonococcus diagnosticate as **38B Gonococcus Infection of Epididymis**, and file under Infective Diseases
- 127 Abscess of Testicle** State when possible infecting microörganism as a secondary diagnosis. When due to gonococcus diagnosticate as **38B Gonococcus Infection of Testicle** and file under Infective Diseases
- 127 Atrophy of Testicle** Do not use as a primary diagnosis when cause can be determined
- 150 Congenital Malformation of Testicle** File under Congenital Malformations of the Reproductive Organs



## MALE REPRODUCTIVE ORGANS—Continued

## TESTICLE AND EPIDIDYMIS—Continued

- |     |  |   |   |
|-----|--|---|---|
| 127 | Epididymitis,  | { | State when possible infecting microorganism as a secondary diagnosis. When due to gonococcus diagnose as <b>38B Gonococcus Infection of Epididymis</b> , and file under Infective Diseases  |
|     | Acute  |   |   |
| 127 | Epididymitis,  | { |   |
|     | Chronic  |   |   |
| 142 | Gangrene of Testicle Do not use as a primary diagnosis when cause can be determined. File under Miscellaneous Diseases |   |   |
| 127 | Orchitis, Acute  | { | Do not use as a primary diagnosis when cause can be determined. When a complication of mumps diagnose as <b>19 Mumps</b> . When due to gonococcus diagnose as <b>38B Gonococcus Infection of Testicle</b> . File under Infective Diseases |
| 127 | Orchitis, Chronic  |   |   |
| 37  | Syphilis of Epididymis   | { | File under Syphilis   |
| 37  | Syphilis of Testicle   |   |   |
| 34  | Tuberculosis of Epididymis   | { | File under Tuberculosis   |
| 34  | Tuberculosis of Testicle   |   |   |

## TUNICA VAGINALIS

- 84 Chylocele, Nonfilarial
- 127 Haematocele of Tunica Vaginalis File under Injuries of Tunica Vaginalis
- 127 Hydrocele of Tunica Vaginalis
- 127 Spermatocoele



## RESPIRATORY SYSTEM

## BRONCHI AND TRACHEA

- 96 Asthma
  - 90 Bronchiectasis
  - 89 Bronchitis, Acute
  - 90 Bronchitis, Chronic
  - 90 Bronchitis, Fibrinous
  - 150 Congenital Malformation of Bronchus
  - 150 Congenital Malformation of Trachea
  - 98 Fistula of Trachea
  - 186 Foreign Body in Bronchus
  - 186 Foreign Body in Trachea
  - 98 Ossification of Tracheal Rings
  - 98 *Parasite in Wall of Bronchus*
  - 98 *Parasite in Wall of Trachea*
  - 98 Stenosis of Bronchus
  - 98 Stenosis of Trachea
  - 37 Syphilis of Bronchus
  - 37 Syphilis of Trachea
  - 89 Tracheitis
  - 98 Tracheocele
  - 28 Tuberculosis of Bronchus
  - 28 Tuberculosis of Trachea
  - 98 Ulcer of Bronchus
  - 98 Ulcer of Trachea
- File under Congenital Malformations of the Respiratory System
- State variety. File under Parasites
- Do not use as a primary diagnosis when cause can be determined
- File under Syphilis
- File under Tuberculosis
- Do not use as a primary diagnosis when cause can be determined

## LARYNX AND EPIGLOTTIS

- 87 Abscess of Larynx State when possible infecting microörganism as a secondary diagnosis
- 87 Adhesion of Epiglottis



## LARYNX AND EPIGLOTTIS—Continued

- 87 Ankylosis of Arytaenoid Cartilage
- 150 Congenital Malformation of Larynx File under  
Congenital Malformations of the Respira-  
tory System
- 87 Epiglottiditis Do not use as a primary diagnosis  
when cause can be determined
- 87 Fistula of Larynx
- 186 Foreign Body in Larynx
- 87 Laryngitis, Acute
- 87 Laryngitis, Chronic
- 87 Neurosis of Larynx To include laryngeal epi-  
lepsy, laryngismus stridulus, and spas-  
modic laryngeal cough
- 87 Oedema Glottidis Do not use as a primary diag-  
nosis when cause can be determined
- 87 Ossification of Larynx
- 74 Paralysis of Vocal Cords Do not use as a pri-  
mary diagnosis when cause can be deter-  
mined
- 87 *Parasite* of Larynx State variety. File under  
Parasites
- 87 Perichondritis of Larynx
- 87 Stenosis of Larynx To include retained intuba-  
tion tube. Do not use as a primary  
diagnosis when cause can be determined
- 37 Syphilis of Larynx File under Syphilis
- 28 Tuberculosis of Larynx File under Tuberculosis
- 87 Ulcer of Epiglottis

## LUNG

- 98 Abscess of Lung State when possible infecting  
microörganism as a secondary diagnosis
- 152B Atelectasis, under 3 months File under New-  
born Child



## LUNG—Continued

- 98 Atelectasis (3 months and over)
- 150 Congenital Malformation of Lung File under  
Congenital Malformations of the Respira-  
tory System
- 94 Congestion of Lung, Acute
- 82 Embolism of Pulmonary Artery
- 97 Emphysema, Congenital Pulmonary
- 97 Emphysema, Pulmonary Interlobular
- 97 Emphysema, Senile Pulmonary
- 95 Gangrene of Lung
- 98 Haemoptysis Do not use as a primary diagnosis  
when cause can be determined
- 98 Hernia of Lung
- 94 Infarct of Lung
- 94 Oedema of Lung Do not use as a primary diag-  
nosis when cause can be determined
- 98 *Parasite* of Lung State variety. File under  
Parasites
- 91 Pneumonia, Broncho=
- 98 Pneumonia, Interstitial
- 92 Pneumonia, Lobar
- 98 Pneumonoconiosis
- 37 Syphilis of Lung File under Syphilis
- 82 Thrombosis of State artery or vein
- 29 Tuberculosis, Acute Broncho-  
pneumonic
- 29 Tuberculosis, Acute Pneumonic
- 29 Tuberculosis, Acute Pulmonary  
Miliary
- 28 Tuberculosis, Chronic Pulmonary

} File under  
Tubercu-  
losis



# NOSE, NASAL PASSAGES, AND ACCESSORY SIN- USES

## NOSE AND NASAL PASSAGES

- 86 **Abscess of Nasal Septum** State when possible infecting microorganism as a secondary diagnosis
- 86 **Adenoids**
- 86 **Anosmia** Do not use as a primary diagnosis when cause can be determined
- 150 **Congenital Malformation of Nose** File under Congenital Malformations of the Face
- 86 **Deformity of Nose, Acquired**
- 86 **Deviation of Nasal Septum**
- 85 **Epistaxis** Do not use as a primary diagnosis when cause can be determined
- 186 **Foreign Body in Nasal Passage**
- 98 **Hay Fever**
- 86 **Ozaena** Do not use as a primary diagnosis when cause can be determined
- 86 ***Parasite* of Nasal Passage** State variety. File under Parasites
- 86 **Perforated Nasal Septum**
- 145C **Pneumatocele Capitis**  
*Polypus, Nasal* Diagnosticate according to the nature of the tumor. See page 95
- 86 **Rhinitis, Acute**
- 86 **Rhinitis, Atrophic**
- 86 **Rhinitis, Hypertrophic**
- 86 **Rhinolith**
- 86 **Spur on Nasal Septum**
- 37 **Syphilis of Nasal Passage** File under Syphilis
- 34 **Tuberculosis of Nasal Passage** File under Tuberculosis
- 86 **Ulcer of Nasal Passage**



NOSE, NASAL PASSAGES, AND ACCESSORY SIN-  
USES—Continued

## ACCESSORY SINUSES

- 146 **Ethmoidal Sinusitis** State when possible infecting microörganism as a secondary diagnosis
- 146 **Foreign Body in Frontal Sinus**
- 146 **Foreign Body in Maxillary Sinus**
- 146 **Frontal Sinusitis** { State when possible infecting microörganism as a secondary diagnosis
- 146 **Maxillary Sinusitis** {
- 146 *Parasite of Frontal Sinus* { State variety. File
- 146 *Parasite of Maxillary Sinus* { under Parasites
- 146 **Sphenoidal Sinusitis** State when possible infecting microörganism as a secondary diagnosis

## PLEURA

- |    |                                  |  |
|----|----------------------------------|--|
| 84 | <b>Chylothorax</b>               | { Do not use in a primary diagnosis<br>when cause can be determined  |
| 93 | <b>Haemothorax</b>               |  |
| 93 | <i>Parasite of Pleura</i>        | State variety. File under<br>Parasites   |
| 93 | <b>Pleurisy, Acute Fibrinous</b> |  |
| 93 | <b>Pleurisy, Chronic Fibrous</b> |  |
|    | 93 <b>Pleuritic Adhesions</b>    |  |
| 93 | <b>Pleurisy, Serofibrinous</b>   | { State when possible in-<br>fecting microörganism<br>as a secondary diag-<br>nosis  |
| 93 | <b>Pleurisy, Suppurative</b>     |  |
| 93 | <b>Pneumothorax</b>              | { State when possible infecting<br>microörganism as a second-<br>ary diagnosis. Do not use<br>as a primary diagnosis when<br>cause can be determined |
| 93 | <b>Pyopneumothorax</b>           |  |



## PLEURA—Continued

93 Thoracointestinal Fistula

28 Tuberculosis of Pleura File under Tuberculosis

## SKIN, HAIR AND NAILS

## SKIN AND HAIR

145C Acne

*Albinism* Diagnosticate as **150 Congenital Malformation of Skin.** File under Congenital Malformations

145C Alopecia

145C Alopecia Areata

145C Angiokeratoma

145C Anidrosis

*Argyria* Diagnosticate as **59 Silver Poisoning, Chronic.** File under Poisonings

145C Atrophy of Skin

145C Bromidrosis

145C Callositas

145C Chilblain (Pernio)

145C Chloasma

145C Chromidrosis

145C Cicatrix of State site. Do not use for **Cicatricial Contraction of.** See Miscellaneous Diseases and Conditions

145C Clavus

145C Comedo

150 Congenital Malformation of Skin Not to include **150 Naevus.** File under Congenital Malformations

150 Congenital Malformation of Hair File under Congenital Malformations of the Skin

145C Cornu



## SKIN AND HAIR—Continued

*Dermatitis Actinica* Diagnosticate as **167 Sunburn.**

File under Miscellaneous Injuries. Diagnosticate X-ray and radium burns as **Burn of**, and file under Injuries under part affected

**145C Dermatitis Exfoliativa**

**142 Dermatitis Gangrenosa**

**145C Dermatitis Herpetiformis**

**145C Dermatitis Medicamentosa** Do not use as a primary diagnosis when cause can be determined

**145C Dermatitis Papillaris Capillitii**

**145C Dermatitis Repens**

**145C Dermatitis Traumatica**

**145C Dermatitis Venenata**

**145C Dysidrosis**

**145C Ecthyma**

**145C Eczema**

**145C Eczema Seborrhoicum**

**145C Erythema Multiforme**

**145C Erythema Nodosum**

**145C Erythema Scarlatiniforme**

**145C Erythema Simplex**

**145C Fissure of Skin**

**145C Folliculitis Decalvans**

**145C Herpes** State site. Not to include **145C Zoster**

**145C Hyperidrosis**

**145C Ichthyosis**

**145C Impetigo Contagiosa**

**145C Impetigo Herpetiformis**

**145C Impetigo Simplex**

**145C Intertrigo**

*Keloid* State site. Diagnosticate as **145C Fibroma of Skin.** File under Tumors



## SKIN AND HAIR—Continued

145C Keratoderma

145C Keratosis

145C Lentigo (Freckle)

145C Leucoderma (Vitiligo)

145C Leukokeratosis

145C Lichen Planus

145C Lichen Ruber

145C Lupus Erythematosus

*Lupus Vulgaris* Diagnosticate as 34 Tuberculosis  
of Skin. File under Tuberculosis

145C Melanoderma

145C Miliaria

145C Milium

145C Molluscum Contagiosum

25B Mycosis Fungoides

150 Naevus

## PARASITIC DISEASES

25B Blastomycosis of State site. File under  
Parasites

145C Dracontiasis File under Parasites

25B Erysipeloid File under Parasites

25B Erythrasma File under Parasites

25B Favus File under Parasites

145C Larva Migrans File under Parasites

25B Mycetoma of State site. File under Para-  
sites

145C Myiasis File under Parasites

145C Phtheiriasis (Pediculosis) File under Para-  
sites

25B Piedra File under Parasites

25B Pinta File under Parasites

25B Pityriasis Versicolor File under Parasites

*Ringworm* Diagnosticate as 145A Tricho-  
phytosis. File under Parasites



## SKIN AND HAIR—Continued

## PARASITIC DISEASES—Continued

- 145C **Sarcopsiliasis** (*Pulex penetrans*) File under Parasites
- 145B **Scabies** File under Parasites
- 25B **Sporotrichosis** of State site. File under Parasites
- Sycosis* Diagnosticate as 145A **Trichophytosis**. File under Parasites
- 145A **Trichophytosis** To include *Sycosis* and Ringworm. File under Parasites
- 145C **Pemphigus**
- 152B **Pemphigus Neonatorum** File under Newborn Child
- Pernio* Diagnosticate as 145C **Chilblain**
- 145C **Pityriasis Rosea**
- Pityriasis Rubra* Diagnosticate as 145C **Dermatitis Exfoliativa**
- 145C **Pityriasis Simplex**
- 145C **Prurigo**
- 145C **Pruritus** Not to include **Pruritus Ani** or **Pruritus Vulvae**
- 145C **Psoriasis**
- 55 **Purpura** File under Diseases of the Blood
- 86 **Rhinoscleroma**
- 145C **Rosacea**
- 145C **Sclerodermia** To include *morphoea*
- 145C **Seborrhoea**
- 189B **Skin Donor** File under Miscellaneous Diseases
- 145C **Sudamina**
- 37 **Syphilis of Skin** File under Syphilis
- 34 **Tuberculosis of Skin** } File under Tuberculosis
- 34 **Tuberculide** }
- 145C **Ulcer** of State site. Assign number 83 to varicose ulcer



## SKIN AND HAIR—Continued

- 145C Urticaria
- 145C Urticaria Pigmentosa
- 145C Wart
- 145C Xanthoma
- 145C Xerodermia Pigmentosa

## NAILS

- 150 Congenital Malformation of Nails File under  
Congenital Malformations of the Skin
- 145C Ingrowing Nail
- 145C Onychauxis
- 145C Onychia
- 145C Onychoma
- 145C Paronychia

## TUMORS

## BENIGN TUMORS

State site and assign appropriate number

- Adenoma of
- Angioma of Not to include 150 Naevus
- Chondroma of
- Cystoma of
- Fibroma of To include epulis and keloid
- Glioma of
- Lipoma of
- Lymphangioma of
- Lymphoma of
- Myoma of
- Myxoma of
- Neuroma of To include multiple neurofibromata  
and plexiform neuroma
- Odontoma of
- Onychoma File under Diseases of the Nails



## BENIGN TUMORS—Continued

**Osteoma of** To include exostosis

**Papilloma of** To include non-specific condyloma.

**125 Caruncle of Urethra**

**Retention Cyst of** To include ranula and sebaceous cyst

**Teratoma of** To include dermoid cyst

## MIXED BENIGN TUMORS

To include all benign tumors of mixed type.

All benign and mixed benign tumors must be numbered according to site as follows:

BONES. .... 146

BURSAE, CARTILAGES, MUSCLES AND FASCIAE,  
TENDONS, AND SHEATHS..... 149

## CIRCULATORY SYSTEM

Heart..... 79C

Pericardium..... 77

## DIGESTIVE SYSTEM

Anus..... 110A

Appendix..... 108

Intestine including Rectum..... 110B

Lips, Mouth, Salivary Glands and Ducts,  
Tongue..... 99B

Liver, Gallbladder and Gallducts..... 115

Mesentery, Omentum and Peritoneum..... 117

Oesophagus..... 101

Palate (Uvula excepted)..... 146

Pancreas..... 118

Pharynx (Nasopharynx excepted), Uvula and  
Tonsils..... 100

Stomach..... 103

Teeth and Gums (Alveoli excepted)..... 99A



## MIXED BENIGN TUMORS—Continued

## DUCTLESS GLANDS AND SPLEEN

Carotid Gland.....	46
Pineal Gland.....	74
Pituitary Body.....	74
Spleen.....	116
Suprarenal Glands.....	52
Thymus Gland.....	84
Thyreoid and Parathyreoid Glands.....	88

EAR.....	76
EYE AND ANNEXA (including Orbit).....	75C
LYMPHATIC SYSTEM.....	84

## NERVOUS SYSTEM

Brain and Meninges.....	74
Nerves.....	74
Spinal Cord and Meninges.....	63

## REPRODUCTIVE ORGANS

Mammary Glands.....	133
Ovaries.....	131
Uterus.....	129
Other Female Reproductive Organs.....	132
Prostate.....	126
Other Male Reproductive Organs.....	127

## RESPIRATORY ORGANS

Larynx and Epiglottis.....	87
Lungs (including Bronchi, Trachea and Pleura).....	98
Nose, Nasal Passages and Accessory Sinuses	86

SKIN AND NAILS.....	145C
---------------------	------



## MIXED BENIGN TUMORS—Continued

## URINARY ORGANS

Bladder.....	124
Kidney and Ureter.....	122
Urethra.....	125

## MALIGNANT TUMORS

State site and assign appropriate letter and number

- A Carcinoma of**
- B Endothelioma of**
- C Epithelioma of**
- D Chorioepithelioma of** To include hydatidiform mole and deciduoma malignum
- E Hypernephroma of**
- F Sarcoma of** To include chloroma

All malignant tumors must be numbered according to site as follows :

The number must be followed by the appropriate letter as given above, e. g., **40A Carcinoma of Stomach; 40F Sarcoma of Liver; 45F Sarcoma of Thymus Gland,** etc.

Lip, mouth, palate, salivary gland and duct, tooth, gum, alveolus, tongue, tonsil and uvula.....	39
Gallbladder and duct, liver, oesophagus, pharynx and stomach.....	40
Anus, intestine, mesentery, omentum, peritoneum, rectum and retroperitoneal glands.....	41
Female genital organs.....	42
Breast.....	43
Skin.....	44
Other organs.....	45



## MIXED MALIGNANT TUMORS

To include all mixed tumors of malignant type.

All mixed malignant tumors must be numbered according to the site of the tumor and to the type of malignancy adding the letter **G**, e. g., **42FG Fibro-Sarcoma of Uterus**

## URINARY ORGANS

### BLADDER

- 124 **Abscess of Bladder Wall** State when possible infecting microörganism as a secondary diagnosis
- 124 **Atony of Bladder** Do not use as a primary diagnosis when cause can be determined
- 124 **Bacteriuria** State when possible infecting microörganism as a secondary diagnosis. Do not use as a primary diagnosis when cause can be determined
- 123 **Calculus in Bladder**
- 150 **Congenital Malformation of Bladder** File under Congenital Malformations of the Urinary Organs
- 124 **Cystitis, Acute** State when possible infecting microörganism as a secondary diagnosis. Do not use as a primary diagnosis when cause can be determined. When due to gonococcus diagnosticate as **38B Gonococcus Infection of Bladder**, and file under Infective Diseases
- 124 **Cystitis, Chronic**
- 124 **Deformity of Bladder, Acquired**
- 125 **Fistula of Bladder**
- 125 **Fistula, Intestinovesical**
- 125 **Fistula, Ureterovesical**



## BLADDER—Continued

- 125 **Fistula, Urethrovesical**  
 125 **Fistula, Uterovesical**  
 125 **Fistula, Vesicovaginal** File under Diseases of Vagina  
 124 **Foreign Body in Bladder**  
 124 **Incontinence of Urine**  
 124 **Neurosis of Bladder**  
     124 **Enuresis, Functional** } Do not use as a primary diagnosis when cause can be determined  
 124 **Parasite of Bladder** State variety. File under Parasites  
 124 **Retention of Urine** Do not use as a primary diagnosis when cause can be determined, but always specify as a secondary diagnosis when it exists  
 37 **Syphilis of Bladder** File under Syphilis  
 34 **Tuberculosis of Bladder** File under Tuberculosis  
 124 **Ulcer of Bladder**  
 83 **Varix of Bladder**

## KIDNEY

- 122 **Abscess of Kidney**  
 122 **Abscess, Perinephritic** } State when possible infecting microorganism as a secondary diagnosis. When due to gonococcus diagnosticate as **38B Gonococcus Infection of Kidney**, and file under Infective Diseases  
 120 **Albuminuria** Do not use as a primary diagnosis when cause can be determined. See also Obstetrical Diseases and Conditions  
     *Amyloid Kidney* Diagnosticate as **55 Amyloid Disease**, and file under Miscellaneous Diseases and Conditions



## KIDNEY—Continued

- 121 Chyluria, Nonfilarial** Do not use as a primary diagnosis when cause can be determined. When due to filaria diagnosticate as **19 Filariasis**, and file under Parasites
- Colic, Renal* Diagnosticate as **123 Ureteral Colic**. When not due to calculus assign number **122**
- 150 Congenital Malformation of Kidney** File under Congenital Malformations of the Urinary Organs
- 122 Congestion of Kidney** Do not use as a primary diagnosis when cause can be determined
- 122 Cyst of Kidney**
- 122 Fistula of Kidney**
- 122 Haematuria, Renal** { Do not use as a primary diagnosis when cause can be determined
- 122 Haemoglobinuria** Not to include **19 Haemoglobinuric Fever**. Do not use as a primary diagnosis when cause can be determined
- 122 Hydronephrosis** Do not use as a primary diagnosis when cause can be determined
- 122 Infarct of Kidney**
- 122 Nephralgia** Do not use as a primary diagnosis when cause can be determined
- 119 Nephritis, Acute** When a complication of pregnancy or the puerperium diagnosticate as **138 Nephritis, Acute, Pregnancy**, or **138 Nephritis, Acute, Puerperium** and file under Obstetrical Diseases. When complicating **Scarlet Fever** use as a secondary diagnosis and assign number **7**



## KIDNEY—Continued

- 120 **Nephritis, Chronic Interstitial**  
 120 **Nephritis, Chronic Parenchymatous**  
 122 **Nephritis, Disseminated Suppurative**  
 123 **Nephrolithiasis**  
 122 **Nephroptosis**  
 122 *Parasite of Kidney* State variety. File under  
     Parasites  
 122 **Pyelitis** State when possible infecting microörganism as a secondary diagnosis. When  
     due to gonococcus diagnosticate as **38B Gonococcus Infection of Pelvis of**  
     **Kidney**, and file under Infective Diseases  
 122 **Pyelonephritis** { State when possible infecting microörganism as a secondary di-  
 122 **Pyonephrosis** { agnosis. When the result of  
     nephrolithiasis assign number  
     **123**  
 37 **Syphilis of Kidney** File under Syphilis  
 34 **Tuberculosis of Kidney** File under Tuberculosis  
     **Uraemia, Acute** Use only as a secondary diag-  
     nosis under appropriate form of nephritis.  
     When a complication of Pregnancy or the  
     Puerperium use as a secondary diagnosis  
     to **Nephritis, Acute (or Chronic), Preg-**  
     **nancy (or Puerperium)**, assign number  
     **138** and file under Obstetrical Diseases.  
     See also **Toxaemia of Pregnancy**  
     **Uraemia, Chronic** Use only as a secondary diag-  
     nosis under appropriate form of nephritis

## URETER

- 123 **Calculus in Ureter, Impacted**  
 150 **Congenital Malformation of Ureter** File under  
     Congenital Malformations of the Urinary  
     Organs



## URETER—Continued

- 125 **Fistula of Ureter**
- 125 **Fistula, Intestino-ureteral**
- 125 **Fistula, Ureterovaginal** File under Diseases of the Vagina
- 125 **Fistula, Ureterovesical** File under Diseases of the Bladder
- 122 **Foreign Body in Ureter**
- 122 **Stricture of Ureter** Do not use as a primary diagnosis when cause can be determined
- 34 **Tuberculosis of Ureter** File under Tuberculosis
- 123 **Ureteral Colic** Do not use as a primary diagnosis when cause can be determined. When not due to calculus assign number 122
- 122 **Ureteritis** State when possible infecting microorganism as a secondary diagnosis. When due to gonococcus diagnosticate as 38B **Gonococcus Infection of Ureter**, and file under Infective Diseases

## URETHRA

- |     |   |  |
|-----|---|--|
| 125 | <b>Abscess about Urethra</b>              | } State when possible infecting microorganism as a secondary diagnosis   |
| 144 | <b>Abscess in Male Perinaeum</b>          |  |
| 123 | <b>Calculus in Urethra, Impacted</b>      |  |
| 125 | <b>Caruncle of Urethra</b>                | File under Papilloma under Tumors  |
| 150 | <b>Congenital Malformation of Urethra</b> | File under Congenital Malformations of the Urinary Organs  |
| 125 | <b>Deformity of Urethra, Acquired</b>     |  |
| 125 | <b>Extravasation of Urine</b>             | Do not use as a primary diagnosis when cause can be determined, but always specify as a secondary diagnosis when it exists |



## URETHRA—Continued

- 125   Fistula of Urethra
- 125   Fistula, Recto-urethral
- 125   Fistula, Urethrovaginal   File under Diseases  
  of the Vagina
- 125   Fistula, Urethrovesical   File under Diseases  
  of the Bladder
- 125   Foreign Body in Urethra
- 125   Prolapse of Urethra
- 125   Stricture of Urethra
- 37    Syphilis of Urethra   File under Syphilis
- 34    Tuberculosis of Urethra   File under Tuberculosis
- 125   Urethral Fever, Traumatic   File under Injuries  
  to the Urethra

- |  |   |  |
|--|---|--|
| <ul style="list-style-type: none"> <li>125   Urethritis, Acute</li> <li>125   Urethritis, Chronic</li> </ul> | } | <p>State when possible infecting microörganism as a secondary diagnosis. When due to gonococcus diagnosticate as <b>38B Gonococcus Infection of Urethra</b>, and file under Infective Diseases</p> |
|--|---|--|

## OBSTETRICAL CONDITIONS, DISEASES, AND INJURIES

- |  |   |   |
|--|---|---|
| <ul style="list-style-type: none"> <li>141   Abscess of Mammary Gland,<br/>          Puerperium</li> <li>141   Abscess, Submammary,<br/>          Puerperium</li> <li>137   Abscess, Pelvic, Puerperium</li> </ul> | } | <p>State when possible infecting microörganism as a secondary diagnosis</p> |
|--|---|---|
- 134B   Abortion   Up to fourth month of pregnancy
  - 134B   Abortion, Threatened



- |      |  |  |
|------|--|--|
| 135  | Accidental Haemorrhage,<br>Parturition | } Not to include 135<br>Placenta Praevia   |
| 134B | Accidental Haemorrhage,<br>Pregnancy   |  |
| 135  | Accidental Haemorrhage,<br>Puerperium  |  |
| 138  | Albuminuria, Pregnancy                 |  |
| 138  | Albuminuria, Puerperium                |  |
| 137  | Cellulitis, Pelvic, Puerperium         | State when possible infecting microörganism as a secondary diagnosis   |
| 136  | Deformed Pelvis,<br>Parturition        | } When the deformity is congenital diagnosticate as 150 Congenital Malformation of Pelvic Girdle, Parturition (or Pregnancy) |
| 134B | Deformed Pelvis,<br>Pregnancy          |  |
| 134B | Displacement of Uterus, Pregnancy      |  |
| 140  | Displacement of Uterus, Puerperium     |  |
| 139  | Embolism of, Puerperium                | State artery   |
| 137  | Endometritis, Acute, Puerperium        | State when possible infecting microörganism as a secondary diagnosis   |
| 141  | Fissure of Nipple, Puerperium          |  |
| 141  | Fistula of Mammary Gland, Puerperium   |  |
| 134B | Gestation, Extrauterine                | File under Diseases of the Reproductive Organs   |
| 136  | Haematoma of Vulva, Puerperium         |  |
|      | <i>Hydatidiform Mole</i>               | Diagnosticate as 42D Chorioepithelioma of. File under Tumors   |
| 134B | Hydramnios, Pregnancy                  |  |
| 134B | Hydrorrhoea, Gravidarum                |  |
|      | Laceration of Cervix Uteri,<br>Recent  | } Use only as a secondary diagnosis to puerperium  |
|      | Laceration of Pelvic Floor,<br>Recent  |  |



## 137 Lymphangitis of, Puerperium

- |                                 |  |
|---------------------------------|--|
| 141 Mamillitis, Pregnancy       | } State when possible<br>infecting micro-<br>organism as a<br>secondary diag-<br>nosis |
| 141 Mamillitis, Puerperium      |  |
| 141 Mastitis, Puerperium        |  |
| 137 Metritis, Acute, Puerperium |  |

134B Miscarriage From fourth to seventh month of pregnancy

## 134B Miscarriage, Threatened

- |                                  |  |
|----------------------------------|--|
| 138 Nephritis, Acute, Pregnancy  | } Not to include<br>138 Toxaemia<br>of Pregnancy |
| 138 Nephritis, Acute, Puerperium |  |

*Parturition, Abnormal*

- 136 Parturition, M. L. A.
- 136 Parturition, M. D. A.
- 136 Parturition, M. D. P.
- 136 Parturition, M. L. P.
- 136 Parturition, Sc. L. A.
- 136 Parturition, Sc. D. A.
- 136 Parturition, Sc. D. P.
- 136 Parturition, Sc. L. P.

*Parturition, Normal*

- 134A Parturition, O. L. A.
  - 134A Parturition, O. D. A.
  - 134A Parturition, O. D. P.
  - 134A Parturition, O. L. P.
  - 134A Parturition, S. L. A.
  - 134A Parturition, S. D. A.
  - 134A Parturition, S. D. P.
  - 134A Parturition, S. L. P.
  - 134A Parturition, Multiple } State positions
- |   |   |
|---|---|
| 137 Peritonitis, Acute General,<br>Puerperium | } State when possible<br>infecting microör-<br>ganism as a sec-<br>ondary diagnosis |
| 137 Peritonitis, Acute Local,<br>Puerperium   |   |



- 139 Phlebitis of, Puerperium State vein  
 135 Placenta Praevia, Parturition  
 135 Placenta Praevia, Pregnancy  
 134A Pregnancy, Normal  
 134B Pregnancy, Vomiting of Not to include 138  
     Toxaemia of Pregnancy  
 134B Premature Delivery After seventh month of  
     pregnancy  
 189B Pseudocyesis File under Miscellaneous Diseases  
     and Conditions  
 134A Puerperium, Normal  
 135 Retained Secundines, Parturition  
 135 Retained Secundines, Puerperium  
 136 Rupture of Uterus, Parturition  
 136 Rupture of Uterus, Puerperium  
 137 Septichaemia, Puerperium State when possible  
     infecting microörganism as a secondary  
     diagnosis. File under **Septichaemia** un-  
     der Infective Diseases  
 139 Thrombosis of, Puerperium State vessel  
 138 Toxaemia of Pregnancy
- |   |   |   |
|---|---|---|
| Eclampsia, Parturition<br>Eclampsia, Pregnancy<br>Eclampsia, Puerperium | } | Use only as a sec-<br>ondary diagnosis<br>under 138 Tox-<br>aemia of Preg-<br>nancy |
|---|---|---|

## NEWBORN CHILD

- 152B Atelectasis, under 3 months  
 152B †Haemoglobinuria Neonatorum  
 152B †Haemorrhage from Umbilical Cord  
 151B ††Icterus Neonatorum  
 152B †Melaena Neonatorum  
 151A Newborn Child Full term child born in the hos-  
     pital or hospital ambulance

† Number 152 applies only to children under three months of age.

†† Number 151 applies only to children under 1 year.



*Ophthalmia Neonatorum* Diagnosticate as **38B**  
**Gonococcus Infection of Eye**, and file  
 under Infective Diseases

**152B †Pemphigus Neonatorum**

**151B ††Prematurity** Not to include stillbirths

**151B ††Sclerema, under 1 year**

**Stillborn Child** Do not include stillbirths in  
 mortality statistics

## INJURIES

The statement of the nature of the injury must be supplemented by an indication of the character of the violence in accordance with the scheme given below.

The house surgeon must specify the alleged cause of the injury by assigning the number to correspond with the following classification of causes, except where a number has already been assigned.

Conflagration takes precedence over all other causes of injury. If a patient is injured directly or indirectly, in or about a conflagration, the number **166** must be assigned to the diagnosis, e. g., a fracture of the femur produced by the fall of a passenger elevator in a burning building must receive the number **166** and not **174B**.

The International Numbers are given without reference to possible judicial determinations as to the cause of violence, namely, whether accidental, suicidal or homicidal—therefore, the International Numbers 153, and 155 to 163, and 182 to 184 are omitted.

## CAUSES OF INJURIES

**166** Conflagrations (buildings, ships, forest fires) To include all injuries of whatever nature resulting therefrom

---

† Number 152 applies only to children under three months of age.

†† Number 151 applies only to children under 1 year.



## INDUSTRIAL INJURIES

- 57A Industrial lead poisoning
- 58 Industrial poisoning (except lead)
- 173A Traumatism in tunnelling
- 173B Traumatism in mines
- 173C Traumatism in quarries
- 174A Traumatism by machines in factories and work-shops
- 174B Traumatism by passenger and freight elevators Not to include 166
- 174C Traumatism by building operations
- 174D Other traumatism by machines
- 179A Effects of heat in engine-rooms, laundries, etc.
- 181A Effects of electricity (industrial) Not to include effects of X-rays or of radium

## TRANSPORTATION INJURIES

- 175A Traumatism by steam railroads
  - 175B Traumatism by electric railroads (extra-urban)
  - 175C Traumatism by street railroads (elevated, surface and subway)
  - 175D Traumatism by automobiles
  - 175E Traumatism by aeroplanes, balloons, etc. Not to include 168
  - 175F Traumatism by other vehicles, horses, etc. Not to include 176
  - 175G Traumatism by water transportation (vessels, docks, drydocks, wharfs, piers, quays, and deep-sea diving, except 169)
  - 175H Traumatism by other crushing; landslides, earthquakes, volcanic eruptions, tidal waves, floods, tornadoes
- |   |   |
|---|---|
| } | Not to include<br>181A or 181B<br>effects of<br>electricity |
|---|---|



- 170A Traumatism by fireworks  
 170B Traumatism by explosives  
 170C Traumatism by firearms
- } Not to include 166 or 173
- 171 Traumatism by cutting or piercing instruments  
       Not to include other classified causes
- 172 Traumatism by fall Not to include 166, 173, 174,  
       or 175
- 176 Injuries by animals; bites, kicks, gorings, etc.  
       Not to include 165A Venomous bites or  
       stings
- 152A Injuries at birth Applies only to children under  
       3 months of age

## UNCLASSIFIED VIOLENCE

- 168B Absorption of deleterious gases (non-indus-  
       trial) Not to include 58, 166 or 173
- 167 Burns To include scalds, corrosive and  
       mechanical burns and the effects of  
       X-rays and of radium. Not to include  
       166 Conflagration or other classified  
       causes
- 185A Dislocations To include only dislocations  
       not due to a classified cause
- 169B Drowning
- 178 Effects of extreme cold
- 181B Effects of electricity (non-  
       industrial)
- 179B Effects of heat (nonindustrial)
- } Not to include  
burns
- 177A Exhaustion from over-exertion and exposure
- 185C Fractures To include only fractures not due  
       to a classified cause
- 180 Lightning
- 186 Other external violence



## UNCLASSIFIED VIOLENCE—Continued

**185B** Sprains To include only sprains not due to a classified cause

**169A** Submersion

**168A** Suffocation To include overlying

**179B** Sunstroke

## NATURE OF INJURY

## I. ORGANS AND SPECIAL STRUCTURES

## BONES—State bone

*Avulsion of Bone* Diagnosticate as **Fracture of**  
**150 Congenital Fracture of** Not to include **152A**  
 Injuries at birth. File under Congenital  
 Malformations

**Contusion of**

**Epiphyseal Separation of, Traumatic** File with  
 Fractures under bone affected

**Foreign Body in**

<b>Fracture about Ankle Joint</b>	} To include Pott's fracture
<b>Fracture about Ankle Joint,</b>	
<b>Compound</b>	

**Fracture of Clavicle**

**Fracture of Clavicle, Compound**

**Fracture of *Bones of Face***

**Fracture of *Bones of Face*, Compound**

**Fracture of Femur**

**Fracture of Femur, Compound**

**Fracture of *Bones of Foot***

**Fracture of *Bones of Foot*, Compound**

**Fracture of *Bones of Forearm***

**Fracture of *Bones of Forearm*, Compound**

**Fracture of *Bones of Hand***

**Fracture of *Bones of Hand*, Compound**

**Fracture of Coccyx**



## BONES—Continued

Fracture of Humerus

Fracture of Humerus, Compound

Fracture of Hyoid

Fracture of Hyoid, Compound

Fracture of *Bones of Leg*Fracture of *Bones of Leg*, Compound

Fracture of Maxilla, Inferior

Fracture of Maxilla, Inferior, Compound

Fracture of Patella

Fracture of Patella, Compound

Fracture of Pelvis

Fracture of Pelvis, Compound

Fracture of Rib

Fracture of Costal Cartilage

Fracture of Rib, Compound

Fracture of Costal Cartilage, Compound

Fracture of Sacrum

Fracture of Sacrum, Compound

Fracture of Scapula

Fracture of Scapula, Compound

Fracture of Skull	{	When complicated by intracranial injury use <b>Intracranial Injury</b> as a secondary diagnosis
Fracture of Skull,		
Compound		

Fracture of Sternum

Fracture of Sternum, Compound

Fracture of Vertebra	{	When complicated by intraspinal injury use <b>Intraspinal Injury</b> as a secondary diagnosis
Fracture of Vertebra,		
Compound		

Fracture about Wrist Joint	{	To include Colles's fracture
Fracture about Wrist Joint,		
Compound		



## BONES—Continued

Wound of, Gunshot  
 Wound of, Punctured  
 Wound of, Stab

## BURSAE—State bursa

Wound of—Bursa, Incised  
 Wound of—Bursa, Lacerated  
 Wound of—Bursa, Punctured  
 Wound of—Bursa, Stab

## CIRCULATORY SYSTEM

## ARTERIES AND VEINS—State artery or vein

Contusion of  
 Wound of, Gunshot  
 Wound of, Incised  
 Wound of, Lacerated  
 Wound of, Punctured  
 Wound of, Stab

## HEART AND PERICARDIUM

Foreign Body in Heart  
 Foreign Body in Pericardial Sac  
 Wound of Heart, Gunshot  
 Wound of Heart, Incised  
 Wound of Heart, Lacerated  
 Wound of Heart, Punctured  
 Wound of Heart, Stab  
 Wound of Pericardium, Incised  
 Wound of Pericardium, Lacerated  
 Wound of Pericardium, Punctured  
 Wound of Pericardium, Stab



## DIGESTIVE SYSTEM

INTESTINES ; LIVER, GALLBLADDER, AND GALLDUCKS ;  
 MESENTERY, OMENTUM, AND PERITONAEUM ;  
 PANCREAS ; STOMACH—State organ

### Contusion of

**Foreign Body in** Not to include foreign body in  
 stomach or intestine

### Foreign Body in Abdominal Cavity

**Wound of, Gunshot**

**Wound of, Incised**

**Wound of, Lacerated** To include rupture

**Wound of, Punctured**

**Wound of, Stab**

MOUTH ; GUMS, TEETH, AND ALVEOLI ; LIPS ; PALATE  
 AND UVULA ; PHARYNX ; SALIVARY GLANDS  
 AND DUCTS ; TONGUE ; TONSILS—State part

### Abrasion of

**Avulsion of Tooth**

**Burn of**

**Contusion of**

**Foreign Body in**

**Fracture of Tooth**

**Wound of, Gunshot**

**Wound of, Incised**

**Wound of, Lacerated**

**Wound of, Punctured**

**Wound of, Stab**

## OESOPHAGUS

**Abrasion of Oesophagus**

**Burn of Oesophagus**

**Wound of Oesophagus, Gunshot**

**Wound of Oesophagus, Incised**

**Wound of Oesophagus, Lacerated** To include  
 rupture



## DIGESTIVE SYSTEM—Continued

## OESOPHAGUS

Wound of Oesophagus, Punctured

Wound of Oesophagus, Stab

## RECTUM AND ANUS

Abrasion of Anus

Abrasion of Rectum

Burn of Anus

Burn of Rectum

Contusion of Anus

Wound of Anus, Gunshot

Wound of Rectum, Gunshot

Wound of Anus, Incised

Wound of Rectum, Incised

Wound of Anus, Lacerated	} Not to include 136 obstetrical injury
Wound of Rectum, Lacerated	

Wound of Anus, Punctured

Wound of Rectum, Punctured

Wound of Anus, Stab

Wound of Rectum, Stab

## EAR

Abrasion of External Ear

Avulsion of External Ear (complete or partial)

Burn of External Ear

Contusion of External Ear

178 Frostbite of External Ear

Haematoma of External Ear, Traumatic

Rupture of Tympanum, Traumatic

Wound of Tympanum, Punctured

Wound of External Ear, Gunshot

Wound of External Ear, Incised

Wound of External Ear, Lacerated

Wound of External Ear, Punctured

Wound of External Ear, Stab



## EYE AND EYELID

- Abrasion of State site
- Burn of State site
- Contusion of Eyeball
- Contusion of Eyelid
- Dislocation of Eyeball
- Dislocation of Lens
- 75C Foreign Body in Eye
- Haemorrhage into Eyeball
- Haemorrhage under Conjunctiva, Traumatic
- Rupture of Globe
- Wound of Eye, Gunshot
- Wound of, Incised State site
- Wound of, Lacerated State site
- Wound of, Punctured State site
- Wound of, Stab State site

## JOINTS—State joint

- 150 Congenital Dislocation of Not to include 152A  
Injuries at Birth. File under Congenital  
Malformation of Joint
- Contusion of Use as a diagnosis only when the  
structures of the joint itself are involved
- Dislocation about Ankle
- Dislocation of Clavicle
- Dislocation of Elbow
- Dislocation of Upper End of Fibula
- Dislocation of Finger
  - Dislocation of Thumb
- Dislocation of Hip
- Dislocation of Hyoid Bone
- Dislocation of Intra-articular Cartilage of—  
Joint
- Dislocation of Knee
- Dislocation of Maxilla, Inferior



## JOINTS—Continued

Dislocation of Metacarpus

Dislocation of Metatarsus

Dislocation of Patella

Dislocation of Pelvis

Dislocation of Rib

Dislocation of Costal Cartilage

Dislocation of Shoulder

Dislocation of Sternum

Dislocation of Tarsus

Dislocation of Toe

Dislocation of—Vertebra State vertebra

Dislocation of Coccyx

Dislocation of Occiput from Atlas

Dislocation about Wrist To include carpus

147 Foreign Body in

Haemorrhage into—, Traumatic Do not use  
as a primary diagnosis when cause can  
be determined

Rupture of State ligament involved

Sprain of To include strain of joint

Synovitis, Traumatic

Wound of, Gunshot

Wound of, Incised

Wound of, Lacerated

Wound of, Punctured

Wound of, Stab

## LYMPHATIC SYSTEM

Wound of Thoracic Duct, Gunshot

Wound of Thoracic Duct, Incised

Wound of Thoracic Duct, Lacerated To in-  
clude rupture

Wound of Thoracic Duct, Stab



## MUSCULAR SYSTEM

### MUSCLES—State muscle

Contusion of  
 Dislocation of  
 Foreign Body in  
 Rupture of  
     Rupture of Sheath of  
 Strain of  
 Wound of, Gunshot  
 Wound of, Incised  
 Wound of, Lacerated  
 Wound of, Punctured  
 Wound of, Stab

### TENDONS—State tendon

Dislocation of  
 Rupture of  
 Wound of, Incised  
 Wound of, Lacerated  
 Wound of, Punctured  
 Wound of, Stab

## NERVOUS SYSTEM

### BRAIN

Foreign Body in Brain

**Intracranial Injury** To include compression, concussion, contusion, traumatic haemorrhage and laceration. When complicating fracture of the skull use only as a secondary diagnosis under **Fracture of Skull**

Wound of Brain, Gunshot  
 Wound of Brain, Incised  
 Wound of Brain, Punctured  
 Wound of Brain, Stab



## NERVOUS SYSTEM—Continued

## SPINAL CORD

**Foreign Body in Spinal Cord**

**Intraspinal Injury** To include compression, concussion, contusion, traumatic haemorrhage and laceration. When complicating fracture of vertebra use only as a secondary diagnosis under **Fracture of—Vertebra**

**Wound of Spinal Cord, Gunshot**

**Wound of Spinal Cord, Incised**

**Wound of Spinal Cord, Punctured**

**Wound of Spinal Cord, Stab**

## NERVES—State nerve

**Compression of**

**Contusion of**

**Displacement of**

**Foreign Body in**

**Rupture of** To include injury following operative stretching

**Wound of, Gunshot**

**Wound of, Incised**

**Wound of, Punctured**

**Wound of, Stab**

## REPRODUCTIVE ORGANS

## MAMMARY GLAND

**Abrasion of Breast**

**Burn of Breast**

**Contusion of Breast**

**Foreign Body in Breast**

**Haematoma of Breast**

**Wound of Breast, Gunshot**

**Wound of Breast, Incised**



## REPRODUCTIVE ORGANS—Continued

## MAMMARY GLAND—Continued

Wound of Breast, Lacerated  
 Wound of Breast, Punctured  
 Wound of Breast, Stab

## PENIS

Abrasion of Penis  
 Avulsion of Penis, (Complete or partial). To  
     include accidental amputation  
 Burn of Penis  
 Contusion of Penis  
 Foreign Body in Penis  
 186 Fracture of Penis  
 178 Frostbite of Penis  
 Haematoma of Penis Do not use as a primary  
     diagnosis when cause can be determined  
 Strangulation of Penis  
 Wound of Penis, Gunshot  
 Wound of Penis, Incised  
 Wound of Penis, Lacerated  
 Wound of Penis, Punctured  
 Wound of Penis, Stab

## SCROTUM

Abrasion of Scrotum  
 Burn of Scrotum  
 Contusion of Scrotum  
 Foreign Body in Scrotum  
 178 Frostbite of Scrotum  
 Haematoma of Scrotum Do not use as a pri-  
     mary diagnosis when cause can be de-  
     termined  
 Wound of Scrotum, Gunshot  
 Wound of Scrotum, Incised



## REPRODUCTIVE ORGANS—Continued

## SCROTUM—Continued

Wound of Scrotum, Lacerated  
 Wound of Scrotum, Punctured  
 Wound of Scrotum, Stab

## SPERMATIC CORD

Haematoma of Spermatic Cord  
 Torsion of Spermatic Cord, Traumatic  
 Wound of Spermatic Cord, Incised  
 Wound of Spermatic Cord, Punctured  
 Wound of Spermatic Cord, Stab

## TESTICLE

Castration, Traumatic  
 Contusion of Testicle  
 Dislocation of Testicle  
 Wound of Testicle, Gunshot  
 Wound of Testicle, Incised  
 Wound of Testicle, Lacerated  
 Wound of Testicle, Punctured  
 Wound of Testicle, Stab

## TUNICA VAGINALIS

Haematocele of Tunica Vaginalis Do not use  
 as a primary diagnosis when cause can  
 be determined

## UTERUS

Burn of Uterus  
 Contusion of Uterus  
 Rupture of Uterus, Traumatic Not to include  
 136 obstetrical injury  
 Wound of Uterus, Gunshot  
 Wound of Uterus, Incised



## REPRODUCTIVE ORGANS—Continued

## UTERUS—Continued

- Wound of Uterus, Lacerated Not to include  
136 obstetrical injury
- Wound of Uterus, Punctured
- Wound of Uterus, Stab

## VAGINA

- Abrasion of Vagina
- Burn of Vagina
- Wound of Vagina, Gunshot
- Wound of Vagina, Incised
- Wound of Vagina, Lacerated Not to include  
136 obstetrical injury
- Wound of Vagina, Punctured
- Wound of Vagina, Stab

## VULVA

- Abrasion of Vulva
- Burn of Vulva
- Contusion of Vulva
- Foreign Body in Vulva
- Haematoma of Vulva, Traumatic Not to in-  
clude 136 obstetrical injury
- Wound of Vulva, Gunshot
- Wound of Vulva, Incised
- Wound of Vulva, Lacerated
- Wound of Vulva, Punctured
- Wound of Vulva, Stab

## RESPIRATORY SYSTEM

## LARYNX

- Abrasion of Larynx
- Burn of Larynx
- Fracture of Larynx



## RESPIRATORY SYSTEM—Continued

## LARYNX—Continued

Wound of Larynx, Gunshot  
 Wound of Larynx, Incised  
 Wound of Larynx, Punctured  
 Wound of Larynx, Stab

## LUNG

Foreign Body in Lung  
 Wound of Lung, Gunshot  
 Wound of Lung, Incised  
 Wound of Lung, Lacerated  
 Wound of Lung, Punctured  
 Wound of Lung, Stab

## NOSE

Abrasion of Nose  
 Burn of Nose  
 Contusion of Nose  
 Dislocation of Nasal Cartilage  
 Fracture of Nasal Septum  
 178 Frostbite of Nose  
 Haematoma of Nasal Septum  
 Wound of Nose, Gunshot  
 Wound of Nose, Incised  
 Wound of Nose, Lacerated  
 Wound of Nose, Punctured  
 Wound of Nose, Stab

## PLEURA

Foreign Body in Pleural Cavity  
 Wound of Pleura, Gunshot  
 Wound of Pleura, Incised  
 Wound of Pleura, Lacerated  
 Wound of Pleura, Punctured  
 Wound of Pleura, Stab



## RESPIRATORY SYSTEM—Continued

## TRACHEA

Abrasion of Trachea  
 Burn of Trachea  
 Fracture of Tracheal Cartilage  
 Wound of Trachea, Gunshot  
 Wound of Trachea, Incised  
 Wound of Trachea, Punctured  
 Wound of Trachea, Stab

## SPLEEN

Foreign Body in Spleen  
 Wound of Spleen, Gunshot  
 Wound of Spleen, Incised  
 Wound of Spleen, Lacerated To include rupture  
 Wound of Spleen, Punctured  
 Wound of Spleen, Stab

## URINARY ORGANS

## BLADDER

Abrasion of Bladder  
 Burn of Bladder  
 Wound of Bladder, Gunshot  
 Wound of Bladder, Incised  
 Wound of Bladder, Lacerated To include rup-  
 ture  
 Wound of Bladder, Punctured  
 Wound of Bladder, Stab

## KIDNEY

Contusion of Kidney  
 Foreign Body in Kidney  
 Wound of Kidney, Gunshot  
 Wound of Kidney, Incised



## URINARY ORGANS—Continued

## KIDNEY—Continued

Wound of Kidney, Lacerated To include rupture

Wound of Kidney, Punctured

Wound of Kidney, Stab

## URETER

Abrasion of Ureter

Wound of Ureter, Gunshot

Wound of Ureter, Incised

Wound of Ureter, Lacerated To include rupture

Wound of Ureter, Punctured

Wound of Ureter, Stab

## URETHRA

Abrasion of Urethra

Burn of Urethra

125 Urethral Fever, Traumatic

Wound of Urethra, Incised

Wound of Urethra, Lacerated To include rupture

Wound of Urethra, Punctured

Wound of Urethra, Stab

## II. REGIONS

File all histories serially according to the nature of the injury, irrespective of site.

## ABDOMINAL WALL

Abrasion of Abdominal Wall

Burn of Abdominal Wall

Contusion of Abdominal Wall



## ABDOMINAL WALL—Continued

Foreign Body in Abdominal Wall  
 Haematoma of Abdominal Wall  
 Wound of Abdominal Wall, Gunshot  
 Wound of Abdominal Wall, Incised  
 Wound of Abdominal Wall, Lacerated  
 Wound of Abdominal Wall, Punctured  
 Wound of Abdominal Wall, Stab

## BACK

Abrasion of Back  
 Burn of Back  
 Contusion of Back  
 Foreign Body in Back  
 Haematoma of Back  
 Wound of Back, Gunshot  
 Wound of Back, Incised  
 Wound of Back, Lacerated  
 Wound of Back, Punctured  
 Wound of Back, Stab

## CHEST WALL

Abrasion of Chest Wall  
 Burn of Chest Wall  
 Compression of Chest  
 Contusion of Chest Wall  
 Foreign Body in Chest Wall  
 Haematoma of Chest Wall  
 Wound of Chest Wall, Gunshot  
 Wound of Chest Wall, Incised  
 Wound of Chest Wall, Lacerated  
 Wound of Chest Wall, Punctured  
 Wound of Chest Wall, Stab



## EXTREMITY, LOWER

Specify buttock, thigh, leg, foot, or toe

**Abrasion of**

**Avulsion of** (Complete or partial). To include accidental amputation

**Avulsion of Toenail**

**Burn of**

**Contusion of**

**Crush of**

**Foreign Body in** Not to include foreign body in special structures

178 **Frostbite of**

**Haematoma of** Do not use as a primary diagnosis when cause can be determined

**Wound of, Gunshot**

**Wound of, Incised**

**Wound of, Lacerated**

**Wound of, Punctured**

**Wound of, Stab**

## EXTREMITY, UPPER

Specify shoulder, arm, forearm, hand, or finger

**Abrasion of**

**Avulsion of** (Complete or partial). To include accidental amputation

**Avulsion of Finger=nail**

**Burn of**

**Contusion of**

**Crush of**

**Foreign Body in** Not to include foreign body in special structures

178 **Frostbite of**

**Haematoma of** Do not use as a primary diagnosis when cause can be determined

**Wound of, Gunshot**



## EXTREMITY, UPPER—Continued

Wound of, Incised  
 Wound of, Lacerated  
 Wound of, Punctured  
 Wound of, Stab

## FACE AND SCALP

Specify face or scalp

- Abrasion of
- Avulsion of Scalp (complete or partial)
- Burn of
- Contusion of
- Epilation, Traumatic
- Foreign Body in
- 178 Frostbite of Face Not to include ears or nose
- Haematoma of Do not use as a primary diagnosis when cause can be determined
- Wound of, Gunshot
- Wound of, Incised
- Wound of, Lacerated
- Wound of, Punctured
- Wound of, Stab

## NECK

Abrasion of Neck  
 Burn of Neck  
 Contusion of Neck  
 Foreign Body in Neck  
 Haematoma of Neck Do not use as a primary diagnosis when cause can be determined  
 Wound of Neck, Gunshot  
 Wound of Neck, Incised  
 Wound of Neck, Lacerated  
 Wound of Neck, Punctured  
 Wound of Neck, Stab



## PERINAEUM

- Abrasion of Perinaeum
- Burn of Perinaeum
- Contusion of Perinaeum
- Foreign Body in Perinaeum
- Haematoma of Perinaeum
- Wound of Perinaeum, Gunshot
- Wound of Perinaeum, Incised
- Wound of Perinaeum, Lacerated Not to include 136 obstetrical injury
- Wound of Perinaeum, Punctured
- Wound of Perinaeum, Stab

## III. MISCELLANEOUS INJURIES

- Abrasions, Multiple
- Air Embolism
- Burns, Multiple
- Contusions, Multiple
- Decapitation
- 169B Drowning
- 169A Submersion
- Electric Shock, Injury from Not to include burns. When nonindustrial assign number 181B
- 180 Lightning Stroke
- Emphysema, Traumatic State site
- 177A Exhaustion from Over-exertion and Exposure
- 178 Exposure to Extreme Cold
- Multiple Injuries, Extreme
- 189B Operation Wound To include only such cases as have been operated on before admission to the hospital and not presenting any other condition or disease
- Powdered Glass, Injury from Swallowing



**Secondary Haemorrhage** Do not use as a primary diagnosis

**168B Smoke Inhalation** When due to conflagration assign number 166.

**Strangulation**

**168A Suffocation** To include overlying. Not to include absorption of deleterious gases industrial or nonindustrial

**167 Sunburn**

**179B Sunstroke**

**Heat Cramps**

**Heat Exhaustion**

**Thermic Fever**

} When nonindustrial assign number 179A

## NOMENCLATURE OF OPERATIONS

### Rules for Recording Operations\*

1. When a patient has been operated upon, this fact must be recorded on the bedside card in the place provided therefor.

2. In recording operations on the bedside card the House Surgeon must undeviatingly follow the nomenclature hereinafter contained.

3. When an operation is performed for a single condition and its immediate complications, one operation only shall be recorded on the bedside card; e. g., an operation for strangulated inguinal hernia, in which the procedures include relief of the strangulation, excision of a gangrenous portion of intestine, lateral anastomosis of intestine, and a radical cure of the hernia, must be recorded on the bedside card as **Operation for Inguinal Hernia, Strangulated.**

\*See also Rules for the Recording and Filing of Histories on page 7.



4. When several operations have been performed for several distinct conditions each operation must be recorded separately on the bedside card; e. g., inguinal hernia, varicocele and varicose vein of the leg, the operations must be recorded on the bedside card as: **Operation for Inguinal Hernia; Operation for Varicocele and Operation for Varix of Saphenous Vein.**

## SURGICAL OPERATIONS

Operations must be recorded on the bedside card as:

**Operation for** State diagnosis

The exceptions to this rule are the following:

**Amputation of———for** State diagnosis. To include only amputations of the extremities or parts thereof

**Cleaning and dressing of** State diagnosis. To include suturing

**Extraction of tooth for** State diagnosis

**Operation, exploratory** This term must be used only when the operation does not reveal the diagnosis

**Operation for injection of serum**, e. g., subdural injection of antitoxin. Not to include hypodermic or intravenous injections

**Operation of skin grafting for** State diagnosis

**Operation on blood donor**

**Operation on skin donor**

**Transfusion of blood for** State diagnosis

## OBS<sup>les</sup>TRICAL OPERATIONS

**Caesarean secti<sup>act</sup>** To include all varieties of this operation<sup>le</sup>

**Embryotomy** To include all mutilating operations upon the foetus



**Forceps** This term must not be used when any other obstetrical operation has been performed

**Hebeotomy** To include pubiotomy and symphysiotomy

**Induction of abortion**

**Induction of labor**

**Operative dilatation of cervix**

**Version** This term must not be used when any other obstetrical operation has been performed

## SURGICAL OPERATIONS

Operations must be recorded on the following form. The exceptions to this rule are the following:

**Amputation of—** for State diagnosis. To include amputation of the extremities for cars.

**Cleaning and dressing of State diagnosis.** To include cleaning and dressing of State diagnosis.

**Extraction of tooth for State diagnosis.** This term must be used only when the operation does not reveal the diagnosis.

**Operation for injection of serum, e.g., subcutaneous injection of antitoxin.** Not to include intravenous or intramuscular injections.

**Operation of skin grafting for State diagnosis.**

**Operation on blood donor or recipient.** To include operation on blood donor or recipient.

**Operation on skin donor or recipient.** To include operation on skin donor or recipient.

**Transfusion of blood for State diagnosis.** To include transfusion of blood for State diagnosis.

**Operation of skin grafting for State diagnosis.**

**Operation on blood donor or recipient.** To include operation on blood donor or recipient.



THE BELLEVUE HOSPITAL NOMENCLATURE  
ARRANGED IN THE ORDER  
and  
UNDER THE TITLES  
of the  
INTERNATIONAL CLASSIFICATION

---

The International Titles are in Roman type; the terms of the Bellevue Hospital Nomenclature are in bold face type.

### I. GENERAL DISEASES

1. Typhoid fever \*

1 **Typhoid Fever** To include all forms of infection of a typhoid type, caused by the typhoid-colon group of bacilli

1a **Typhoid Bacillus Carrier** \*\*

1b **Anti-Typhoid Inoculation**

2. Typhus fever

**Typhus Fever**

3. Relapsing fever

3A **Malta Fever**

3B **Relapsing Fever**

4. Malaria

**Malaria**

4a *Including*: Malarial cachexia.

No terms under this title

5. Smallpox

**Small Pox**

6. Measles

**Measles**

---

\*Following the practice of the International Commission of dividing titles and the rule governing such division, we have subdivided titles whenever the needs of morbidity statistics make this necessary.

\*\*The term "carrier" appearing under a title does not indicate a case of that disease although it is properly tabulated only under that title.



7. Scarlet fever  
**Scarlet Fever**
8. Whooping cough  
**Whooping Cough**
9. Diphtheria and croup
  - 9 Diphtheria**
  - 9b Diphtheria Bacillus Carrier**
  - 9c Anti=Diphtheria Inoculation**
- 9a *Including: Croup*  
No terms under this title
10. Influenza  
**Influenza**
11. Miliary fever  
**Miliary Fever**
12. Asiatic cholera
  - 12 Asiatic Cholera**
  - 12a Comma Bacillus Carrier**
13. Cholera nostras  
No terms under this title
14. Dysentery
  - 14A Bacillary Dysentery**
  - 14B Balantidic Dysentery**
  - 14C Entamoebic Dysentery**
  - 14D Unclassified Dysentery**
15. Plague  
**Bubonic Plague**
16. Yellow fever  
**Yellow Fever**
17. Leprosy  
**Leprosy**
18. Erysipelas  
**Erysipelas**
19. Other epidemic diseases
  - Chicken Pox**
  - Dengue**
  - Filariasis**
  - Foot and Mouth Disease**
  - Gangosa**



19. Other epidemic diseases—Continued
  - German Measles**
  - Haemoglobinuric Fever** When due to Malaria diagnosticate as **4 Malaria**
  - Milk Sickness** (Trembles)
  - Mumps**
  - Pappataci Fever**
  - Rocky Mountain Spotted Fever**
  - Tabardillo** (Mexican Typhus)
  - Vaccinia**
  - Yaws** (Framboesia)
20. Purulent infection and septichaemia
  - Aerogenes Capsulatus Infection**
  - Septichaemia** Not to include **137 Septi-**  
**chaemia, Puerperium.** State when possible infecting microörganism as a secondary diagnosis
21. Glanders
  - Glanders** To include Farcy
22. Anthrax
  - Anthrax**
23. Rabies
  - 23 Rabies**
  - 23a Anti-Rabies Inoculation**
24. Tetanus
  - 24 Tetanus**
  - 24a Anti-Tetanus Inoculation**
25. Mycoses
  - 25A Actinomycosis of** State site
  - 25B Aspergillosis of** State site. To include Carate and Tokelau. Not to include **25B Mycetoma of**
  - 25B Blastomycosis of** State site. To include cryptococcus and other saccharomycetes
  - 25B Discomycosis of** State site. Not to include **25A Actinomycosis of, 25B Mycetoma of, or 25B Erysipeloid**
  - 25B Erysipeloid**
  - 25B Erythrasma**
  - 25B Favus**
  - 25B Mucormycosis of** State site
  - 25B Mycetoma of** State site. To include actinomyotic and aspergillar mycetoma



25. Mycoses—Continued
  - 25B Mycosis Fungoides
  - 25B Piedra
  - 25B Pinta
  - 25B Pityriasis Versicolor
  - 25B Sporotrichosis of State site
26. Pellagra
  - Pellagra
27. Beriberi
  - Beriberi
28. Tuberculosis of the lungs
  - Tuberculosis, Chronic Pulmonary
  - Tuberculosis of Bronchus
  - Tuberculosis of Larynx
  - Tuberculosis of Pleura
  - Tuberculosis of Trachea
29. Acute miliary tuberculosis
  - Tuberculosis, Acute Broncho-pneumonic
  - Tuberculosis, Acute General
  - Tuberculosis, Acute Pneumonic
  - Tuberculosis, Acute Pulmonary Miliary
30. Tuberculous meningitis
  - Tuberculosis of Brain
  - Tuberculosis of Cerebral Meninges
  - Tuberculosis of Cerebrospinal Meninges
  - Tuberculosis of Spinal Meninges
31. Abdominal tuberculosis
  - Tuberculosis of Appendix
  - Tuberculosis of Intestine
  - Tuberculosis of Omentum
  - Tuberculosis of Peritoneum
  - Tuberculosis of Stomach
32. Pott's disease
  - Abscess of Vertebra, Tuberculous
  - Tuberculosis of Vertebra
33. White swellings
  - Tuberculosis of——Joint State joint



## 34. Tuberculosis of other organs

**Tuberculide****Tuberculosis of** Except suprarenal gland (52)  
State site

## 35. Disseminated tuberculosis

No terms under this title

## 36. Rickets

**36A Osteomalacia****36B Osteoarthropathy, Hypertrophic****36C Curvature of Spine** Do not use as a primary diagnosis when cause can be determined. When tuberculous diagnosticate as **Ab=**  
**scuss of Vertebra, Tuberculous**; use only as a secondary diagnosis under **Tuberculosis of Bone** and assign number 32**36C Rickets**

## 37. Syphilis

**Syphilis****Syphilis of** State site

## 38. Gonococcus infection

**38A Soft chancre****38A Chancroid of** State site. State when possible infecting microörganism as a secondary diagnosis**38B Gonococcus Infection of** State site; for example, when affecting conjunctiva diagnosticate as **Gonococcus Infection of Eye**; when affecting urethra, as **Gonococcus Infection of Urethra**

## 39. Cancer and other malignant tumors of the buccal cavity

**39A Carcinoma of****39B Endothelioma of****39C Epithelioma of****39F Sarcoma of****39 (A, B, C or F)****+G Mixed malignant tumor of**

Specify lip, mouth, palate, salivary gland or duct, tooth, gum, alveolus, tongue, tonsil or uvula. See pages 98 and 99



40. Cancer and other malignant tumors of the stomach,  
liver

- |   |   |
|---|---|
| 40A Carcinoma of  | } Specify gallbladder, gall-<br>duct, liver, oesophagus,<br>pharynx or stomach<br>See pages 98 and 99 |
| 40B Endothelioma of   |   |
| 40C Epithelioma of  |   |
| 40E Hypernephroma of  |   |
| 40F Sarcoma of  |   |
| 40 (A, B, C, E or F)<br>+ G <i>Mixed ma-<br/>lignant tumor of</i> |   |

41. Cancer and other malignant tumors of the perito-  
naeum, intestines, rectum

- |   |  |
|---|--|
| 41A Carcinoma of  | } Specify anus, intestine,<br>mesentery, omentum,<br>peritonaemum, rectum<br>or retroperitoneal<br>glands<br>See pages 98 and 99 |
| 41B Endothelioma of   |  |
| 41C Epithelioma of  |  |
| 41E Hypernephroma of  |  |
| 41F Sarcoma of  |  |
| 41 (A, B, C, E or F)<br>+ G <i>Mixed ma-<br/>lignant tumor of</i> |  |

42. Cancer and other malignant tumors of the female  
genital organs

- |  |                                      |
|--|--------------------------------------|
| 42A Carcinoma of   | } State site. See pages<br>98 and 99 |
| 42B Endothelioma of  |                                      |
| 42C Epithelioma of   |                                      |
| 42D Chorioepithelioma of   |                                      |
| 42E Hypernephroma of   |                                      |
| 42F Sarcoma of   |                                      |
| 42 (A, B, C, D, E or F)<br>+ G <i>Mixed malig-<br/>nant tumor of</i> |                                      |

43. Cancer and other malignant tumors of the breast

- 43A Carcinoma of the Mammary Gland  
43B Endothelioma of the Mammary Gland  
43C Epithelioma of the Mammary Gland  
43F Sarcoma of the Mammary Gland  
43 (A, B, C or F) + G *Mixed malignant tumor  
of the Mammary Gland.* See pages  
98 and 99

44. Cancer and other malignant tumors of the skin

- 44A Carcinoma of the Skin  
44B Endothelioma of the Skin  
44C Epithelioma of the Skin



44. Cancer and other malignant tumors of the skin—  
Continued

**44F Sarcoma of the Skin**

**44 (A, B, C or F) + G** *Mixed malignant tumor of the Skin.* See pages 98 and 99

45. Cancer and other malignant tumors of other organs  
and of organs not specified

**45A Carcinoma of**

**45B Endothelioma of**

**45C Epithelioma of**

**45D Chorioepithelioma of**

**45E Hypernephroma of**

**45F Sarcoma of**

**45 (A, B, C, D, E or F)**

**+ G** *Mixed malignant tumor of*

} State site. See pages  
98 and 99

46. Other tumors (tumors of the female genital organs  
excepted)

This title in the International List is a residual title, and is intended only for the assignment of cases in which the location of the tumor is not definitely stated

All benign and mixed benign tumors must be numbered according to site. See page 95

47. Acute articular rheumatism

**Rheumatic Fever, Acute**

**Rheumatic Fever, Subacute**

48. Chronic rheumatism and gout

**48A Arthritis Deformans** To include spondylitis  
deformans

**48B Rheumatism, Chronic Articular**

**48C Gout, Acute**

**48C Gout, Chronic**

49. Scurvy

**Scurvy**

**Werlhof's Disease**

50. Diabetes

**Diabetes Mellitus**

**Glycosuria** Do not use for **Diabetes Mel-  
litus**



51. Exophthalmic goitre  
**Exophthalmic Goitre**
52. Addison's disease  
**Addison's Disease**  
*Benign (or mixed benign) tumor of Suprarenal Gland*  
**Tuberculosis of Suprarenal Gland**
53. Leuchaemia  
**53A Hodgkin's Disease**  
**53B Pseudoleuchaemia, Infantile**  
**53C Leuchaemia**
54. Anaemia, chlorosis
 

<b>Anaemia, Pernicious</b> <b>Anaemia, Simple</b>	}	Do not use as a primary diagnosis when cause can be determined
<b>Anaemia, Splenic</b> To include Banti's disease, primary splenomegaly, and splenic pseudoleuchaemia		
<b>Chlorosis</b> <b>Kala Azar</b>		
55. Other general diseases
 

<b>Acidosis, Nondiabetic</b>		
<b>Acromegaly</b>		
<b>Amyloid Disease</b>		
<b>Diabetes Insipidis</b>		
<b>Dwarfism</b>		
<b>Gigantism</b>		
<b>Haemochromatosis</b>		
<b>Haemophilia</b>		
<b>Histoplasmosis</b>		
<b>Infantilism</b>		
<b>Obesity</b>		
<b>Adiposis Dolorosa</b>		
<b>Ochronosis</b>		
<b>Polycythaemia,</b> <b>Chronic</b> <b>Purpura</b>	}	Do not use as a primary diagnosis when cause can be determined
<b>Trypanosomiasis</b>		
<b>Verruga Peruviana</b>		



56. Alcoholism (acute and chronic)
  - 56A Psychosis, Intoxication (alcoholic)
  - 56A Psychosis Polyneuritica (Korssakow's Syndrome)
  - 56B Absinthe Poisoning
  - 56B Alcohol Poisoning
57. Chronic lead poisoning
  - 57A Lead Poisoning, Industrial
  - 57B Lead Poisoning, Chronic
58. Other chronic occupation poisonings
  - Acetylene Poisoning, Industrial
  - Ammonia Poisoning, Industrial
  - Amyl Alcohol Poisoning, Industrial
  - Aniline Poisoning, Industrial
  - Antimony Poisoning, Industrial
  - Arsenic Poisoning, Industrial
  - Arseniuretted Hydrogen Poisoning, Industrial
  - Benzol Poisoning, Industrial
  - Carbon Dioxide Poisoning, Industrial
  - Carbon Disulphide Poisoning, Industrial
  - Carbon Monoxide Poisoning, Industrial
  - Not to include Illuminating Gas Poisoning, Industrial
  - Chloride of Lime Poisoning, Industrial
  - Chlorine Poisoning, Industrial
  - Chromium Poisoning, Industrial
  - Diagnosicate lead chromate poisoning as 57A Lead Poisoning, Industrial
  - Dinitrobenzol Poisoning, Industrial
  - Formaldehyde Poisoning, Industrial
  - Gasoline Poisoning, Industrial
  - Hydrochloric Acid Poisoning, Industrial
  - Hydrocyanic Acid Poisoning, Industrial
  - Cyanide Poisoning, Industrial
  - Cyanogen Poisoning, Industrial
  - Hydrofluoric Acid Poisoning, Industrial
  - Illuminating Gas Poisoning, Industrial
  - Lead Poisoning, Industrial
  - Manganese Poisoning, Industrial
  - Marsh Gas Poisoning, Industrial
  - Mercury Poisoning, Industrial
  - Methyl Alcohol Vapor Poisoning, Industrial



58. Other chronic occupation poisonings—Continued
- Nitrobenzine Poisoning, Industrial
  - Nitrous Gas Poisoning, Industrial
  - Petroleum Vapor Poisoning, Industrial
  - Phosphorus Poisoning, Industrial
  - Picric Acid Poisoning, Industrial
  - Pyridine Poisoning, Industrial
  - Sewer Gas Poisoning, Industrial*    Diagnosticate  
as Sulphuretted Hydrogen Poisoning,  
Industrial
  - Sulphur Chloride Poisoning, Industrial
  - Sulphuretted Hydrogen Poisoning, Indus-  
trial
  - Sulphurous Acid Vapor Poisoning, Indus-  
trial
  - Tea Poisoning, Industrial
  - Tobacco Poisoning, Industrial
  - Turpentine Vapor Poisoning, Industrial
59. Other chronic poisonings
- Acetanilide Poisoning, Chronic
  - Antipyrine Poisoning, Chronic
  - Arsenic Poisoning, Chronic
  - Bromide Poisoning
  - Cannabis Indica Poisoning, Chronic
  - Chloral Hydrate Poisoning, Chronic
  - Coca Poisoning, Chronic
  - Cocaine Poisoning, Chronic
  - Coffee Poisoning
  - Caffeine Poisoning, Chronic
  - Ergot Poisoning, Chronic
  - Ether Poisoning, Chronic
  - Lathyrism
  - Mercury Poisoning, Chronic
  - Opium Poisoning, Chronic
  - Codeine Poisoning, Chronic
  - Dionine Poisoning, Chronic
  - Heroine Poisoning, Chronic
  - Morphine Poisoning, Chronic
  - Paraldehyde Poisoning, Chronic
  - Phenacetin Poisoning, Chronic
  - Silver Poisoning, Chronic
  - Sulphonal Poisoning, Chronic
  - Tea Poisoning
  - Tin Poisoning



## 59. Other chronic poisonings—Continued

**Tobacco Poisoning****Nicotine Poisoning, Chronic****Trional Poisoning, Chronic****Veronal Poisoning, Chronic**

## II. DISEASES OF THE NERVOUS SYSTEM AND OF THE ORGANS OF SPECIAL SENSE

## 60. Encephalitis

**Abscess of Brain** { State when possible infect-  
**Encephalitis,** { ing microorganism as a  
**Acute** { secondary diagnosis

## 61. Simple meningitis

**Meningitis, Cerebral** State when possible  
 infecting microorganism as a secondary  
 diagnosis

**Meningitis, Cerebrospinal** Not to include  
**61a Cerebrospinal Fever.** State when  
 possible infecting microorganism as a  
 secondary diagnosis

**Meningitis, Spinal** State when possible in-  
 fecting microorganism as a secondary  
 diagnosis

**Pachymeningitis, Cerebral****Pachymeningitis, Spinal**

## 61a Including cerebrospinal fever

**Cerebrospinal Fever** To include only men-  
 ingococcus infection

## 62. Locomotor ataxia

**Arthropathy of Tabes Dorsalis** Do not  
 use as a primary diagnosis

**Tabes Dorsalis**

## 63. Other diseases of the spinal cord

**Arthropathy of Syringomyelia** Do not  
 use as a primary diagnosis

**Ataxia, Hereditary****Dystrophy, Progressive Muscular****Haematomyelia****Haematorrhachis****Morvan's Disease**



## 63. Other diseases of the spinal cord—Continued

**Myasthenia Gravis****Myelitis, Disseminated****Myelitis, Transverse****Paralysis, Acute Ascending****Paralysis Agitans****Paralysis, Brown-Séquard's****Paralysis, Infantile Spastic****Paraplegia, Hereditary Spastic***Parasite of Spinal Cord* State variety**Poliomyelitis, Acute Anterior****Poliomyelitis, Acute Bulbar****Poliomyelitis, Chronic Anterior****Sclerosis, Amyotrophic Lateral****Sclerosis, Disseminated****Sclerosis, Lateral****Syringomyelia**

## 64. Cerebral haemorrhage; apoplexy

**Apoplexy** Do not use as a primary diagnosis  
when cause can be determined**Haemorrhage, Epidural****Haemorrhage, Subdural****Haemorrhage into Cerebellum****Haemorrhage into Cerebrum****Haemorrhage into Medulla****Haemorrhage into Pons**

## 65. Softening of the brain

No terms under this title

## 66. Paralysis without specified cause

**Hemiplegia, Old****Paralysis of** State nerve. Do not use as a  
primary diagnosis when cause can be  
determined**Paraplegia, Ataxic**

## 67. General paralysis of the insane

**General Paralysis of the Insane**

## 68. Other forms of mental alienation

**Constitutional Inferiority****Constitutional Psychopathic State** To in-  
clude perverted sexual instincts and im-  
perative ideas and acts. (Not to include**74 Psychical Tic****Psychasthenia**



## 68. Other forms of mental alienation—Continued

**Dementia (Cause Unknown)****Dementia Praecox****Dementia Praecox, Catatonia****Dementia Praecox, Hebephrenia****Dementia Praecox, Paranoid Form****Hypochondriasis****Melancholia, Involutional****Nostalgia****Paranoia****Paranoid State****Psychosis, Exhaustive, Infective and Toxic**

Assign number according to the causative disease, e. g., influenza, 10; pneumonia, 92; puerperium (pregnancy), 140; rheumatic fever, 47; typhoid fever, 1; malignant tumors (*vide*); uraemia, 120. When cause is not known assign number 68

**Psychosis, Intoxication** To include alcoholic dementia, alcoholic hallucinatory delusional states, and alcoholic paranoia. Assign number according to cause, e. g., alcohol, 56A; morphine, 59; cocaine, 59, etc.

**Psychosis, Manic Depressive** To include depressed, maniacal and mixed phases. When complicating pregnancy or puerperium assign number 140

**Psychosis Polyneuritica** (Korssakow's syndrome) When due to alcohol assign number 56A

**Psychosis, Thyreoigenous** Always use as a secondary diagnosis under 74 **Cretinism** or 88 **Myxoedema**

**Psychosis, Traumatic****Variety of Insanity Not Ascertained**

## 69. Epilepsy

**Epilepsy****Psychosis, Epileptic**

## 70. Convulsions (nonpuerperal)

No terms under this title



71. Convulsions of infants  
**Convulsions, Infantile, under 5 years** Do not use as a primary diagnosis when cause can be determined
72. Chorea  
**Chorea**
73. Neuralgia and neuritis  
**73A Hysteria**  
**73A Psychosis, Hysterical**  
**73B Neuralgia of** } State nerve.  
**73B Neuritis of** }  
**73B Neuritis, Multiple**
74. Other diseases of the nervous system  
**Anaemia of Brain** (Syncope)  
**Angiospastic Oedema**  
**Aphasia** Do not use as a primary diagnosis when cause can be determined  
**Athetosis**  
**Caisson Disease**  
**Catalepsy**  
**Chorea, Chronic Progressive**  
**Cretinism**  
**Cyst of Brain** Not to include cystic tumor  
**Epilepsy, Jacksonian** Not to include 74  
**Psychosis Due to Organic Brain Disease**  
**Hernia of Brain**  
**Hiccough** Do not use as a primary diagnosis when cause can be determined  
**Hydrocephalus, Acquired**  
**Idiocy**  
**Imbecility**  
**Masturbation**  
**Migraine**  
**Neurasthenia**  
**Neurosis, Occupational**  
**Neurosis, Traumatic** To include railway spine  
**Night Terrors**  
**Paralysis of Vocal Cords** Do not use as a primary diagnosis when cause can be determined  
**Paramyoclonus Multiplex**  
*Parasite of Brain* State variety  
**Psychosis Due to Organic Brain Disease**



## 74. Other diseases of the nervous system—Continued

Somnambulism

Spasm, Habit

Spasm, Nodding

Spasm, Saltatory

Stammering

Stuttering

Tetany

Tic, Convulsive

Tic, Coördinated

*Tic, Painful of* Diagnosticate as **73B Neu-**  
**ralgia of** State nerve*Tic, Psychical* Not to include **68 Constitu-**  
**tional Psychopathic State***Tic Simple* Diagnosticate as **74 Spasm, Habit**

## 75. Diseases of the eyes and their annexa

75A Follicular conjunctivitis

**75A Conjunctivitis, Acute** State when possible  
infecting microörganism as a secondary  
diagnosis. When due to gonococcus  
diagnosticate as **38B Gonococcus In-**  
**fection of Eye.** When due to diphtheria  
bacillus diagnosticate as **9 Diphtheria****75A Conjunctivitis, Chronic****75A Conjunctivitis, Phlyctenular***Conjunctivitis, Trachomatous* Diagnosticate as  
**75B Trachoma**

75B Trachoma

**Trachoma**

75C Other diseases of the eyes and their annexa

**75C Abscess of** State site. State when possible  
infecting microörganism as a secondary  
diagnosis**75C Absence of Lens** Not to include Congenital  
Malformation

Accommodation and Refraction, Errors of

**75C Astigmatism****75C Hypermetropia****75C Myopia****75C Presbyopia**



## 75. Diseases of the eyes and their annexa—Continued

75C Amaurosis	}	Do not use as a primary diagnosis when cause can be determined
75C Amblyopia		

75C Ankyloblepharon

75C Blepharitis

75C Cataract

75C Chalazion

75C Chorioiditis

75C Cramp of Ciliary Muscle

75C Cyclitis

75C Dacryoadenitis

75C Dacryocystitis

75C Detachment of Chorioid

75C Detachment of Retina

75C Ectropion

75C Entropion

75C Epiphora

75C Fistula of Lacrymal Sac

75C Fistula of Nasal Duct

75C Foreign Body in Eye

75C Glaucoma, Acute

75C Glaucoma, Chronic

75C Haemorrhage into	}	Do not use as a primary diagnosis when cause can be determined
Retina		
75C Haemorrhage under Conjunctiva (Nontraumatic)		

75C Hemianopsia

75C Hordeolum

75C Hyperaemia of Conjunctiva

75C Hyperaesthesia of Retina

75C Insufficiency of *Ocular Muscle* State muscle involved

75C Iritis	}	Do not use as a primary diagnosis when cause can be determined
75C Iridochorioiditis		
75C Iridocyclitis		

75C Synechia

75C Keratitis

75C Keratitis, Phlyctenular

75C Keratoiritis

75C Leukoma



## 75. Diseases of the eyes and their annexa—Continued

75C Neuritis, Optic	} Do not use as a primary diagnosis when cause can be determined
75C Atrophy of Optic Nerve	
75C Neuroretinitis	

75C Night Blindness

75C Nystagmus Do not use as a primary diagnosis when cause can be determined

75C Opacity of Vitreous Humor

75C Ophthalmoplegia

75C Panophthalmitis State when possible infecting microörganism as a secondary diagnosis

75C Paralysis of *Ocular Muscle* State muscle involved75C *Parasite of* State variety and site

75C Perverted Color Vision

75C Color Blindness

75C Pterygium

75C Retinitis Do not use as a primary diagnosis when cause can be determined.

75C Scleritis To include episcleritis

75C Snow Blindness

75C Staphyloma of Cornea

75C Stenosis of Punctum	} Do not use as a primary diagnosis when cause can be determined
Lacrimale	
75C Stenosis of Nasal Duct	

75C Symblepharon

75C Trichiasis

75C Ulcer of State site

75C Hypopyon State when possible infecting microörganism as a secondary diagnosis

75C Xerosis Do not use as a primary diagnosis when cause can be determined

## 76. Diseases of the ears

Ankylosis of Ossicles

Cerumen, Accumulation of

Deafmutism When congenital assign number 150

Deafness Do not use as a primary diagnosis when cause can be determined



## 76. Diseases of the ears—Continued

**Deformity of External Ear, Acquired****Eustachian Salpingitis, Acute** State when possible infecting microörganism as a secondary diagnosis**Eustachian Salpingitis, Chronic****Foreign Body in Auditory Canal****Haematoma of External Ear, Nontraumatic****Haemorrhage into Labyrinth****Ménière's Disease****Myringitis, Acute** State when possible infecting microörganism as a secondary diagnosis**Myringitis, Chronic** Do not use as a primary diagnosis when cause can be determined**Necrosis of Ossicles****Caries of Ossicles****Otitis Externa****Otitis Interna, Acute****Otitis Interna, Chronic****Otitis Media, Acute****Otitis Media, Chronic**

} State when possible infecting microörganism as a secondary diagnosis

**Ossification of Auricle****Parasite of** State variety and site**Perichondritis of Auricle** State when possible infecting microörganism as a secondary diagnosis**III. DISEASES OF THE CIRCULATORY SYSTEM**

## 77. Pericarditis

**Parasite of Pericardium** State variety**Pericarditis** State when possible infecting microörganism as a secondary diagnosis**Adherent Pericardium****Mediastinopericarditis****Pyopneumopericardium**

} State when possible infecting microörganism as a secondary diagnosis

**Pneumopericardium**



## 78. Acute endocarditis

**Endocarditis, Acute** This term must not be used for **79A Valvular Disease, Chronic Cardiac**. State when possible infecting microorganism as a secondary diagnosis; when due to gonococcus diagnosticate as **38B Gonococcus Infection of Endocardium**

**Myocarditis, Acute** State when possible infecting microorganism as a secondary diagnosis

## 79. Organic diseases of the heart

**79A Valvular Disease, Chronic Cardiac**

**79B Endocarditis, Chronic** This term must not be used for **79A Valvular Disease, Chronic Cardiac**. State when possible infecting microorganism as a secondary diagnosis

**79C Aneurysm of Heart**

**79C Atrophy of Heart**

**79C Dilatation, Acute Cardiac**

**79C Dilatation, Chronic Cardiac**

**79C Fatty Heart**

**79C Hypertrophy of Heart** Do not use as a primary diagnosis when cause can be determined

**79C Myocarditis, Chronic**

**79C Parasite of Heart** State variety

**79C Rupture of Heart, Spontaneous**

## 80. Angina pectoris

**Angina Pectoris**

## 81. Diseases of the arteries, atheroma, aneurysm, etc.

**Aneurysm of**

**Aneurysm of, Cirroid** } State artery or vein

**Aneurysm of, Varicose** }

**Aortitis**

**Arterial Sclerosis, Cerebral**

**Arterial Sclerosis, General**

**Claudication, Inter-** } Use only as a sec-

**mittent** } ondary diagnosis

**Vascular Crisis of** } under **81 Arte-**

**rial Sclerosis,**  
**General**



## 82. Embolism and thrombosis

**Embolism of** } State vessel; when puerpera  
**Thrombosis of** } diagnosticate as 139 **Em-**  
**bolism of (or Thrombosis**  
**of) Puerperium**

## 83. Diseases of the veins (varices, haemorrhoids, phlebitis, etc.)

**Aneurysmal Varix of** State vessel  
**Haemorrhoids**

**Phlebitis of** Not to include **Pylephlebitis**.  
 State when possible infecting microör-  
 ganism as a secondary diagnosis. When  
 puerperal diagnosticate as 139 **Phlebitis**  
**of, Puerperium**

**Pylephlebitis** State when possible infecting  
 microörorganism as a secondary diagnosis

**Varicocele**

**Varicose Ulcer of** } State site  
**Varix of**

**Varix of Bladder**

**Varix of Broad Ligament**

**Varix of Oesophagus**

**Varix of Vulva**

## 84. Diseases of the lymphatic system (lymphangitis, etc.)

**Abscess of** State nodes. When tuberculous  
 diagnosticate as **Abscess of—Lymph**  
**Nodes, Tuberculous**; use only as a  
 secondary diagnosis under 34 **Tubercu-**  
**losis of—Lymph Nodes**. State when  
 possible infecting microörorganism as a sec-  
 ondary diagnosis. When due to gonococ-  
 cus diagnosticate as 38B **Gonococcus**  
**Infection of—Nodes**. When a compli-  
 cation of chancroid use only as a second-  
 ary diagnosis under 38A **Chancroid of**

**Chyle Cyst of Mesentery**

**Chylocele, Nonfilarial** When due to filaria  
 diagnosticate as 19 **Filariasis**

**Chylothorax** Do not use as a primary diag-  
 nosis when cause can be determined



84. Diseases of the lymphatic system (lymphangitis, etc.)  
—Continued

**Chylous Ascites, Nonfilarial** Do not use as a primary diagnosis when cause can be determined. When due to filaria diagnosticate as **19 Filariasis**

**Fistula of Thoracic Duct**

**Hypertrophy of—Lymph Nodes** State nodes

**Lymphadenitis of, Acute** State nodes. State when possible infecting microorganism as a secondary diagnosis. When due to gonococcus diagnosticate as **38B**

**Gonococcus Infection of—Lymph Nodes**

**Lymphadenitis of, Chronic** State nodes. Not to include **34 Tuberculosis of—Lymph Nodes**

**Lymphangiectasis of** State site

**Lymphangitis of** State site. State when possible infecting microorganism as a secondary diagnosis. When puerperal diagnosticate as **137 Lymphangitis of, Puerperium**

**Persistent Thymus Gland**

**Status Lymphaticus**

85. Haemorrhage; other diseases of the circulatory system

**Bradycardia** { Do not use as a primary diagnosis when cause can be determined  
**Epistaxis** }

**Haemorrhage into Parathyreoid Gland**

**Haemorrhage into Suprarenal Gland**

**Heart Block** To include Stokes-Adams' Disease

**Palpitation,** { Do not use as a primary diagnosis when cause can be determined  
**Cardiac** {  
**Tachycardia** }



#### IV. DISEASES OF THE RESPIRATORY SYSTEM

##### 86. Diseases of the nasal fossae

**Abscess of Nasal Septum** State when possible infecting microörganism as a secondary diagnosis.

**Adenoids**

**Anosmia** Do not use as a primary diagnosis when cause can be determined

**Deformity of Nose, Acquired**

**Deviation of Nasal Septum**

**Ozaena** Do not use as a primary diagnosis when cause can be determined

*Parasite of Nasal Passage* State variety

**Perforated Nasal Septum**

*Polypus, Nasal* Diagnosticate according to the nature of the tumor. See page 95

**Rhinitis, Acute**

**Rhinitis, Atrophic**

**Rhinitis, Hypertrophic**

**Rhinolith**

**Rhinoscleroma**

**Spur on Nasal Septum**

**Ulcer of Nasal Passage**

##### 87. Diseases of the larynx

**Abscess of Larynx** State when possible infecting microörganism as a secondary diagnosis

**Adhesion of Epiglottis**

**Ankylosis of Arytaenoid Cartilages**

**Epiglottiditis** Do not use as a primary diagnosis when cause can be determined

**Fistula of Larynx**

**Laryngitis, Acute**

**Laryngitis, Chronic**

**Neurosis of Larynx** To include laryngeal epilepsy, laryngismus stridulus, and spasmodic laryngeal cough

**Oedema Glottidis** Do not use as a primary diagnosis when cause can be determined

**Ossification of Larynx**

*Parasite of Larynx* State variety

**Perichondritis of Larynx**



## 87. Diseases of the larynx—Continued

**Stenosis of Larynx** To include retained intubation tube. Do not use as a primary diagnosis when cause can be determined

**Ulcer of Epiglottis**

## 88. Diseases of the thyroid body

**Goitre** Not to include **51 Exophthalmic Goitre**

**Myxoedema** To include cachexia strumipriva. Not to include **Psychosis, Thyreoigenous**

*Parasite of Thyreoid Gland* State variety

**Thyreoiditis, Acute**

**Thyreoiditis, Chronic**

## 89. Acute bronchitis

**Bronchitis, Acute**

**Tracheitis**

## 90. Chronic bronchitis

**Bronchiectasis**

**Bronchitis, Chronic**

**Bronchitis, Fibrinous**

## 91. Bronchopneumonia

**Pneumonia, Broncho=**

## 92. Pneumonia

**Pneumonia, Lobar**

## 93. Pleurisy

**Haemothorax** Do not use as a primary diagnosis when cause can be determined

*Parasite of Pleura* State variety

**Pleurisy, Acute Fibrinous**

**Pleurisy, Chronic Fibrous**

**Pleuritic Adhesions**

<b>Pleurisy, Serofibrinous</b>	{	State when possible infecting microorganism as a secondary diagnosis
<b>Pleurisy, Suppurative</b>		

<b>Pneumothorax</b>	{	State when possible infecting microorganism as a secondary diagnosis. Do not use as a primary diagnosis when cause can be determined
<b>Pyopneumothorax</b>		

**Thoracointestinal Fistula**



94. Pulmonary congestion; pulmonary apoplexy  
**Congestion of Lung, Acute**  
**Infarct of Lung**  
**Oedema of Lung** Do not use as a primary  
 diagnosis when cause can be determined
95. Gangrene of the Lung  
**Gangrene of Lung**
96. Asthma  
**Asthma**
97. Pulmonary emphysema  
**Emphysema, Congenital Pulmonary**  
**Emphysema, Pulmonary Interlobular**  
**Emphysema, Senile Pulmonary**
98. Other diseases of the respiratory system (tubercu-  
 losis excepted)  
**Abscess of Lung** State when possible in-  
 fecting microörganism as a secondary  
 diagnosis  
**Atelectasis** (3 months and over)  
**Fistula of Trachea**  
**Haemoptysis** Do not use as a primary diag-  
 nosis when cause can be determined  
**Hay Fever**  
**Hernia of Lung**  
**Ossification of Tracheal Rings**  
*Parasite in Wall of Bronchus*  
*Parasite in Wall of Trachea* } State variety  
*Parasite of Lung*  
**Pneumonia, Interstitial**  
**Pneumonoconiosis**
- Stenosis of Bronchus** } Do not use as a pri-  
**Stenosis of Trachea** } mary diagnosis when  
 cause can be deter-  
 mined
- Tracheocele**
- Ulcer of Bronchus** } Do not use as a primary  
**Ulcer of Trachea** } diagnosis when cause  
 can be determined



## V. DISEASES OF THE DIGESTIVE SYSTEM

### 99. Diseases of the mouth and annexa

#### 99A Diseases of the teeth and gums

**Abscess, Alveolar** State when possible infecting microörganism as a secondary diagnosis

**Caries of Tooth**

**Gingivitis**

**Pyorrhoea Alveolaris** State when possible infecting microörganism as a secondary diagnosis

#### 99B Other diseases of the mouth and annexa

**Abscess of Salivary Gland (or Duct)** State gland or duct involved. State when possible infecting microörganism as a secondary diagnosis

**Abscess of Tongue** State when possible infecting microörganism as a secondary diagnosis

**Atrophy of Tongue** Do not use as a primary diagnosis when cause can be determined

<b>Concretion in Salivary Gland (or Duct)</b>	} State gland or duct involved
<b>Fistula of Salivary Gland (or Duct)</b>	

**Gaseous Tumor of Parotid**

**Glossitis, Acute** State when possible infecting microörganism as a secondary diagnosis

**Glossitis, Chronic**

**Hypertrophy of Lingual Lymph Node**

**Inflammation of Salivary Gland** State gland involved. State when possible infecting microörganism as a secondary diagnosis. Not to include 19 Mumps

**Mikulicz's Disease**

**Parasite of Tongue** State variety

**Ranula** Diagnosticate as 99B Retention Cyst of Lingual Duct.



99B Other diseases of the mouth and annexa—Continued

**Stomatitis** Not to include **99B Thrush**, or stomatitis due to poisoning. State when possible infecting microorganism as a secondary diagnosis. When due to gonococcus diagnosticate as **38B Gonococcus Infection of Mouth**

**Thrush**

**Ulcer of Mouth** Do not use as a primary diagnosis when cause can be determined

**Xerostomia**

100. Diseases of the pharynx

**Abscess of Pharynx** State when possible infecting microorganism as a secondary diagnosis. When tuberculous diagnosticate as **Abscess of Pharynx, Tuberculous** and use only as a secondary diagnosis under **34 Tuberculosis of Pharynx**

<b>Abscess Tonsillar</b>	} State when possible infecting microorganism as a secondary diagnosis
<b>Amygdalitis, Acute</b>	
<b>Follicular (Tonsillitis)</b>	

**Amygdalitis, Chronic**

**Amygdalolith**

**Angina Ludovici** State when possible infecting microorganism as a secondary diagnosis

**Elongation of Uvula**

**Hypertrophy of Tonsil**

**Neurosis of Pharynx**

<i>Parasite of Pharynx</i>	} State variety
<i>Parasite of Tonsil</i>	

**Pharyngitis, Acute** State when possible infecting microorganism as a secondary diagnosis

**Pharyngitis, Chronic**

**Stricture of Pharynx**

**Vincent's Angina**

101. Diseases of the oesophagus

**Dilatation of Oesophagus**

**Diverticulum of Oesophagus**

**Foreign Body in Oesophagus**



## 101. Diseases of the oesophagus—Continued

**Oesophagitis****Rupture of Oesophagus, Spontaneous****Spasm of Oesophagus****Stricture of Oesophagus** Do not use as a primary diagnosis when cause can be determined

## 102. Ulcer of the stomach

**Ulcer of Stomach****Ulcer of Stomach, Perforating**

## 103. Other diseases of the stomach (cancer excepted)

**Achylia Gastrica****Atony of Stomach** Do not use as a primary diagnosis when cause can be determined**Atrophy of Stomach****Cardiospasm****Cribbing (Pneumophagia)****Deformity of Stomach, Acquired****Dilatation of Stomach, Acute****Dilatation of Stomach, Chronic** Do not use as a primary diagnosis when cause can be determined**Fermentation, Gastric****Foreign Body in Stomach****Gastritis, Acute Catarrhal** Do not use as a primary diagnosis when cause can be determined. When due to a poison always use as a secondary diagnosis**Gastritis, Acute Phlegmonous** State when possible infecting microörganism as a secondary diagnosis**Gastritis, Chronic Catarrhal****Gastroptosis****Haematemesis** Do not use as a primary diagnosis when cause can be determined**Hyperchlorhydria****Hyperchylia Gastrica****Hypochlorhydria****Nervous Dyspepsia** Do not use as a primary diagnosis when cause can be determined**Perversion of Appetite****Pyloric Incontinence****Pylorospasm****Regurgitation from Stomach**



103. Other diseases of the stomach (cancer excepted)—  
Continued

**Rumination**

**Stenosis of Pylorus** Do not use as a primary diagnosis when cause can be determined

**Vomiting, Recurrent** To include cyclic, intermittent and periodic vomiting Not to include **55 Non-diabetic Acidosis, 134B Vomiting of Pregnancy, or 138 Toxaemia of Pregnancy.** Do not use as a primary diagnosis when cause can be determined

104. Diarrhoea and enteritis (under 2 years)

**Autointoxication, Intestinal, under 2 years**

**Colitis, Acute, under 2 years** State when possible infecting microörganism as a secondary diagnosis

**Colitis, Chronic, under 2 years** To include catarrhal, membranous, mucous and ulcerative colitis. State when possible infecting microörganism as a secondary diagnosis

**Duodenitis, under 2 years**

<b>Enteritis, Acute</b>	{ To include catarrhal, phlegmonous and ulcerative enteritis. State when possible infecting microörganism as a secondary diagnosis. Not to include <b>105B Flagellate Diarrhoea</b>
<b>under 2 years</b>	
<b>Enteritis, Chronic,</b>	
<b>under 2 years</b>	
<b>Enterocolitis,</b>	
<b>under 2 years</b>	

**Fermentation, Intestinal, under 2 years**

<b>Gastroduodenitis,</b>	{ State when possible infecting microörganism as a secondary diagnosis
<b>under 2 years</b>	
<b>Gastroenteritis,</b>	
<b>under 2 years</b>	

**Ulcer of Intestine under 2 years**

**Ulcer of Intestine, Perforating, under 2 years**



## 105. Diarrhoea and enteritis (2 years and over)

## 105A Ulcer of Duodenum

## 105A Ulcer of Duodenum, Perforating

## 105B Colitis, Acute State when possible infecting microörganism as a secondary diagnosis

## 105B Colitis, Chronic To include catarrhal, membranous, mucous and ulcerative colitis. State when possible infecting microörganism as a secondary diagnosis

## 105B Duodenitis

## 105B Enteritis, Acute

## 105B Enteritis, Chronic

## 105B Enterocolitis

To include catarrhal, phlegmonous and ulcerative enteritis. State when possible infecting microörganism as a secondary diagnosis. Not to include 105B Flagellate Diarrhoea

## 105B Fermentation, Intestinal

## 105B Flagellate Diarrhoea

## 105B Gastroduodenitis

## 105B Gastroenteritis

State when possible infecting microörganism as a secondary diagnosis

## 105B Ulcer of Intestine

## 105B Ulcer of Intestine, Perforating

## 106. Ankylostomiasis

*Ankylostoma duodenale**Necator Americanus*

## Uncinariasis

Diagnosticate as 106  
Uncinariasis

## 107. Intestinal parasites

*Amoebae*

## Entamoeba Coli

*Entamoeba histolytica* Diagnosticate as 107

Entamoebiasis, Entamoebic Abscess of or 14C Entamoebic Dysentery

Entamoebiasis Not to include Entamoebic Abscess of, or 14C Entamoebic Dysentery

Paramoeba Hominis

Ascaris Lumbricoides



## 107. Intestinal parasites—Continued

**Balantidium Coli** (Paramoecium) Not to include **14B Balantidic Dysentery**

*Bilharziosis* Diagnosticate as **107 Schistosomiasis, Intestinal**, or **Schistosomiasis, Urinary**; when affecting the kidney assign number **122**; when affecting the bladder, number **124**

**Coccidiasis** of State variety. Assign number according to site

*Eimeria stiedae* Diagnosticate as **Coccidiasis of State site**

*Flagellata*

<i>Cercomonas hominis</i>	} Diagnosticate as <b>105B</b>	
<i>Lamblia intestinalis</i>		
<i>Trichomonas hominis</i>		
		<b>Flagellate Diarrhoea</b>

**Oxyuris Vermicularis**

**Paragonimiasis**

*Paragonimus Westermani* (Distoma pulmonale)  
Diagnosticate as **Paragonimiasis**

*Parasite in Intestinal Wall*

*Parasite in Intestine*

*Parasite of Appendix*

*Parasite of Stomach*

} State variety

*Schistosomidae*

**Schistosomiasis, Intestinal**

*Schistosomum haematobium* Diagnosticate as **Schistosomiasis, Urinary**; when affecting the kidney assign number **122**; when affecting the bladder, number **124**

*Schistosomum Japonicum*

*Schistosomum Mansoni* Diagnosticate as **107 Schistosomiasis, Intestinal**

**Strongylus Gibsoni**

**Trichostrongylus Instabilis** (Strongylus subtilis)

**Strongyloides Intestinalis**

*Tape Worms*

**Dibothriocephalus Latus**

**Hymenolepis Nana**

**Sparganum Proliferum** State site. Assign number according to site



## 107. Intestinal parasites—Continued

*Taenia Echinococcus*

**Echinococcus** of State site. Assign number according to site, e. g., **74 Echinococcus of Brain**; **112 Echinococcus of Liver**

**Taenia Saginata****Taenia Solium**

**Cysticercus** of State site. Assign number according to site

*Trichina spiralis* Diagnosticate as **107 Trichiniasis**

**Trichiniasis**

*Trichocephalus dispar* See **Trichuris**

**Trichuriasis**

**Trichuris Trichiura** (*Trichocephalus dispar*)

## 108. Appendicitis and typhilitis

**Appendicitis, Acute** State when possible infecting microörganism as a secondary diagnosis

**Appendicitis, Chronic**

## 109. Hernias; intestinal obstructions

**Artificial Anus****Epigastric Hernia****Epigastric Hernia, Strangulated****Femoral Hernia****Femoral Hernia, Strangulated****Inguinal Hernia****Inguinal Hernia, Strangulated****Internal Hernia**

**Internal Hernia,  
Strangulated**

{ To include diaphragmatic hernia, retroperitoneal hernia, and hernia into the lesser peritoneal sac. Not to include **98 Hernia of Lung**

**Ischiadic Hernia****Ischiadic Hernia, Strangulated****Ischiorectal Hernia****Ischiorectal Hernia, Strangulated****Lumbar Hernia****Lumbar Hernia, Strangulated**



## 109. Hernias; intestinal obstructions—Continued

<b>Obstruction, Acute Intestinal</b>	} To include intus-susception and volvulus
<b>Obstruction, Chronic Intestinal</b>	

**Obturator Hernia****Obturator Hernia, Strangulated****Stricture of Intestine** Do not use as a primary diagnosis when cause can be determined**Umbilical Hernia****Umbilical Hernia, Strangulated****Ventral Hernia****Ventral Hernia, Strangulated**

## 110. Diseases of the intestine

## 110A Diseases of the anus and faecal fistulas

**Faecal Fistula** Not to include **109 Artificial Anus****Fissure of Anus****Fistula in Ano****Fistula, Intestino-uterine****Fistula, Rectovaginal****Proctalgia** Do not use as a primary diagnosis when cause can be determined**Proctitis** State when possible infecting microörganism as a secondary diagnosis. When due to gonococcus diagnosticate as **38B Gonococcus Infection of Rectum**

## 110B Other diseases of the intestines

**Abscess about Rectum** State when possible infecting microörganism as a secondary diagnosis**Autointoxication, Intestinal****Constipation****Diverticulitis****Diverticulum of Intestine, Acquired****Enterolith****Foreign Body in Appendix** Not to include concretions**Foreign Body in Intestine****Foreign Body in Rectum***Haemorrhage from Rectum* Diagnosticate as **110B Haemorrhage, Intestinal.** Do not use as a primary diagnosis when cause can be determined



## 110B Other diseases of the intestines—Continued

**Haemorrhage, Intestinal****Impacted Faeces****Neurosis, Intestinal** To include enteralgia, enteroparesis, enterospasm and nervous diarrhoea**Prolapse of Rectum****Spasm of Rectum** Do not use as a primary diagnosis when cause can be determined**Splanchnoptosis****Sprue (Psilosis)****Stricture of Rectum** Do not use as a primary diagnosis when cause can be determined**Ulcer of Rectum** Do not use as a primary diagnosis when cause can be determined

## 111. Acute yellow atrophy of the liver

**Atrophy of Liver, Acute Yellow****Jaundice, Acute Infective** State when possible infecting microörganism as a secondary diagnosis

## 112. Hydatid tumor of the liver

**Echinococcus of Liver**

## 113. Cirrhosis of the liver

**Cirrhosis of Liver, Atrophic****Cirrhosis of Liver, Hypertrophic****Fatty Liver** Do not use as a primary diagnosis when cause can be determined

## 113a. Including: Due to alcoholism

No terms under this title

## 114. Biliary calculi

**Cholelithiasis**

## 115. Other diseases of the liver

**Abscess of Liver** State when possible infecting microörganism as a secondary diagnosis**Entamoebic Abscess of Liver** When complicating an existing dysentery assign number 14C**Adhesions about Gallbladder***Amyloid Liver* Diagnosticate as 55 **Amyloid Disease**



## 115. Other diseases of the liver—Continued

<b>Cholangitis, Acute</b>	} State when possible infecting microör- ganism as a second- ary diagnosis
<b>Cholangitis, Chronic</b>	
<b>Cholecystitis, Acute</b>	
<b>Cholecystitis, Chronic</b>	

**Deformity of Liver, Acquired****Displacement of Liver****Fistula, Biliary****Functional Derangement of Liver** (Biliousness)**Obstruction of Portal Vein** Do not use as a primary diagnosis when cause can be determined

<i>Parasite of Gallbladder</i>	} State variety
<i>Parasite of Gallduct</i>	

*Parasite of Liver* State variety. Not to include 115 **Entamoebic Abscess of Liver** nor 112 **Echinococcus of Liver****Perihepatitis****Stenosis of Gallduct** Do not use as a primary diagnosis when cause can be determined

## 116. Diseases of the spleen

**Abscess of Spleen** State when possible infecting microörganism as a secondary diagnosis*Amyloid Spleen* Diagnosticate as 55 **Amyloid Disease****Infarct of Spleen***Parasite of Spleen* State variety**Perisplenitis****Rupture of Spleen, Spontaneous****Splenitis, Acute****Splenitis, Chronic Interstitial****Splenoptosis**

## 117. Simple peritonitis (nonpuerperal)

**Abscess of Omentum** State when possible infecting microörganism as a secondary diagnosis**Adhesions about Stomach****Adhesions of Peritoneum***Parasite of Peritoneum* State variety



## 117. Simple peritonitis (nonpuerperal)—Continued

Peritonitis, Acute  
     General  
 Peritonitis, Acute  
     Local  
 Peritonitis, Chronic  
     General  
 Peritonitis, Chronic  
     Local

Do not use as a primary diagnosis when cause can be determined. State when possible infecting microorganism as a secondary diagnosis. When puerperal diagnosticate as 137 **Peritonitis, (General or Local), Puerperium** When **Pelvic Abscess** occurs in the male assign number 144; when in the female (nonpuerperal) 130B

## 118. Other diseases of the digestive system (cancer and tuberculosis excepted)

**Atrophy of Pancreas**

**Calculus of Pancreas**

**Obstruction of Pancreatic Duct**

**Pancreatitis, Acute** State when possible infecting microorganism as a secondary diagnosis

**Pancreatitis, Chronic**

**Parasite of Pancreas** State variety

**Subphrenic Abscess**

**Torsion of Omentum**

## VI. NONVENEREAL DISEASES OF THE GENITO-URINARY SYSTEM AND ANNEXA

## 119. Acute nephritis

**Nephritis, Acute** When a complication of pregnancy or the puerperium diagnosticate as 138 **Nephritis, Acute, Pregnancy**, or 138 **Nephritis, Acute, Puerperium**. When complicating **Scarlet Fever** use as a secondary diagnosis and assign number 7

## 120. Bright's disease

**Albuminuria** Do not use as a primary diagnosis when cause can be determined



## 120. Bright's Disease—Continued

*Amyloid Kidney* Diagnosticate as **55 Amyloid Disease**

**Nephritis, Chronic Interstitial**

**Nephritis, Chronic Parenchymatous**

**Uraemia, Acute** Use only as a secondary diagnosis under appropriate form of nephritis. When a complication of Pregnancy or Puerperium use as secondary diagnosis to **Nephritis, Acute (or Chronic) Pregnancy (or Puerperium)** and assign number 138. See also **Toxaemia of Pregnancy**

**Uraemia, Chronic** Use only as a secondary diagnosis under appropriate form of nephritis

## 121. Chyluria

**Chyluria, Nonfilarial** Do not use as a primary diagnosis when cause can be determined. When due to filaria diagnosticate as **19 Filariasis**

**Lipaemia**

## 122. Other diseases of the kidneys and annexa

**Abscess of Kidney** { State when possible infecting microörganism  
**Abscess, Perinephritic** { as a secondary diagnosis

*Bilharziosis* Diagnosticate as **Schistosomiasis, Urinary**

**Congestion of Kidney** Do not use as a primary diagnosis when cause can be determined

**Cyst of Kidney**

**Cystinuria**

**Fistula of Kidney** Do not use as a primary diagnosis when cause can be determined

**Foreign Body in Ureter**

**Haematuria, Renal** Do not use as a primary diagnosis when cause can be determined

**Haemoglobinuria** Not to include **19 Haemoglobinuric Fever**. Do not use as a primary diagnosis when cause can be determined



## 122. Other diseases of the kidneys and annexa—Continued

**Hydronephrosis** Do not use as a primary diagnosis when cause can be determined

**Infarct of Kidney**

**Nephralgia** Do not use as a primary diagnosis when cause can be determined

**Nephritis, Disseminated Suppurative**

**Nephroptosis**

**Parasite of Kidney** State variety

**Pyelitis** State when possible infecting microorganism as a secondary diagnosis.

When due to gonococcus diagnosticate as  
**38B Gonococcus Infection of Pelvis of Kidney**

<b>Pyelonephritis</b>	{	State when possible infecting microorganism as a secondary diagnosis. When the result of <b>Nephrolithiasis</b> assign number 123
<b>Pyonephrosis</b>		

**Schistosmiasis, Urinary**

**Stricture of Ureter** Do not use as a primary diagnosis when cause can be determined

**Ureteritis** State when possible infecting microorganism as a secondary diagnosis.

When due to gonococcus diagnosticate as  
**38B Gonococcus Infection of Ureter**

## 123. Calculi of the urinary passages

**Calculus in Bladder**

**Calculus in Ureter, Impacted**

**Calculus in Urethra, Impacted**

**Colic, Renal** Diagnosticate as 123 **Ureteral Colic.** When not due to calculus assign number 122

**Nephrolithiasis**

**Pyonephrosis** State when possible infecting microorganism as a secondary diagnosis.

When not the result of **Nephrolithiasis** assign number 122

**Ureteral Colic** Do not use as a primary diagnosis when cause can be determined.

When not due to calculus assign number 122



## 124. Diseases of the bladder

**Abscess of Bladder Wall** State when possible infecting microörganism as a secondary diagnosis

**Atony of Bladder** Do not use as a primary diagnosis when cause can be determined

**Bacteriuria** State when possible infecting microörganism as a secondary diagnosis. Do not use as a primary diagnosis when cause can be determined

**Cystitis, Acute** State when possible infecting microörganism as a secondary diagnosis. Do not use as a primary diagnosis when cause can be determined. When due to gonococcus diagnosticate as **38B Gonococcus Infection of Bladder**

**Cystitis, Chronic**

**Deformity of Bladder, Acquired**

**Foreign Body in Bladder**

<b>Incontinence of Urine</b>	}	Do not use as a primary diagnosis when cause can be determined
<b>Neurosis of Bladder</b>		
<b>Enuresis, Functional</b>		

**Parasite of Bladder** State variety

**Retention of Urine** Do not use as a primary diagnosis when cause can be determined, but always specify as a secondary diagnosis when it exists

**Ulcer of Bladder**

## 125. Diseases of the urethra, urinary, abscess, etc.

**Abscess about Urethra** State when possible infecting microörganism as a secondary diagnosis

**Caruncle of Urethra**

**Deformity of Urethra, Acquired**

**Extravasation of Urine** Do not use as a primary diagnosis when cause can be determined, but always specify as a secondary diagnosis when it exists

**Fistula of Bladder**

*Fistulae of Ureter*

**Fistula, Intestino=ureteral**

**Fistula of Ureter**

**Fistula, Ureterovaginal**

**Fistula, Ureterovesical**



## 125. Diseases of the urethra, urinary, abscess, etc.—Con'd

*Fistulae of Urethra***Fistula of Urethra****Fistula, Recto=urethral****Fistula, Urethrovaginal****Fistula, Urethrovesical****Fistula, Uterovesical****Fistula, Vesicovaginal****Foreign Body in Urethra****Prolapse of Urethra****Stricture of Urethra****Urethral Fever, Traumatic**

<b>Urethritis,</b>	{	State when possible infecting microorganism as a secondary diagnosis. When due to gonococcus diagnosticate as <b>38B Gonococcus Infection of Urethra</b>
<b>Acute</b>		
<b>Urethritis,</b>		
<b>Chronic</b>		

## 126. Diseases of the prostate

**Abscess of Prostate** State when possible infecting microorganism as a secondary diagnosis. When due to gonococcus diagnosticate as **38B Gonococcus Infection of Prostate**

**Atrophy of Prostate** Do not use as a primary diagnosis when cause can be determined

**Calculus in Prostate**

**Enlargement of Prostate** Not to include tumor

<b>Prostatitis,</b>	{	State when possible infecting microorganism as a secondary diagnosis. When due to gonococcus diagnosticate as <b>38B Gonococcus Infection of Prostate</b>
<b>Acute</b>		
<b>Prostatitis,</b>		
<b>Chronic</b>		

## 127. Nonvenereal diseases of the male genital organs

**Abscess of Cowper's Gland** State when possible infecting microorganism as a secondary diagnosis. When due to gonococcus diagnosticate as **38B Gonococcus Infection of Cowper's Gland**

**Abscess of Scrotum** State when possible infecting microorganism as a secondary diagnosis



127. Nonvenereal diseases of the male genital organs—  
Continued

**Abscess of Seminal Vesicle** State when possible infecting microörganism as a secondary diagnosis. When due to gonococcus diagnosticate as **38B Gonococcus Infection of Seminal Vesicle**

**Abscess of Epididymis** State when possible infecting microörganism as a secondary diagnosis. When due to gonococcus diagnosticate as **38B Gonococcus Infection of Epididymis**

**Abscess of Testicle** State when possible infecting microörganism as a secondary diagnosis. When due to gonococcus diagnosticate as **38B Gonococcus Infection of Testicle**

**Atrophy of Testicle** Do not use as a primary diagnosis when cause can be determined

**Balanoposthitis** State when possible infecting microörganism as a secondary diagnosis. When due to gonococcus diagnosticate as **38B Gonococcus Infection of Penis**

**Concretion in Seminal Vesicle** Do not use as a primary diagnosis when cause can be determined

**Deformity of Penis, Acquired**

<b>Epididymitis,</b>	{	State when possible infecting microörganism as a secondary diagnosis. When due to gonococcus diagnosticate as <b>38B Gonococcus Infection of Epididymis</b>
<b>Acute</b>		
<b>Epididymitis,</b>	{	
<b>Chronic</b>		

<b>Gonocystitis,</b>	{	State when possible infecting microörganism as a secondary diagnosis. When due to gonococcus diagnosticate as <b>38B Gonococcus Infection of Seminal Vesicle</b>
<b>Acute</b>		
<b>Gonocystitis,</b>	{	
<b>Chronic</b>		

**Haematocoele of Spermatic Cord**

**Haematocoele of Tunica Vaginalis**



127. Nonvenereal diseases of the male genital organs—  
Continued

**Haematoma of Spermatic Cord, Nontraumatic**

**Hydrocele of Spermatic Cord**

**Hydrocele of Tunica Vaginalis**

**Impotence**

**Inflammation of Spermatic Cord** State when possible infecting microorganism as a secondary diagnosis. Do not use as a primary diagnosis when cause can be determined. When due to gonococcus diagnose as **38B Gonococcus Infection of Spermatic Cord**

<b>Orchitis, Acute Orchitis, Chronic</b>	{	Do not use as a primary diagnosis when cause can be determined. When a complication of Mumps diagnose as <b>19 Mumps</b> . When due to gonococcus diagnose as <b>38B Gonococcus Infection of Testicle</b>
--	---	---

**Paraphimosis**

**Redundant Prepuce**

**Adhesions, Preputial**

**Concretions, Preputial**

**Phimosis** When congenital assign number **150**

**Redundant Scrotum** Do not use as a primary diagnosis when cause can be determined

**Sclerosis of Corpus Cavernosum**

**Seminal Emissions**

**Spermatocele**

**Spermatorrhoea**

**Sterility** When occurring in the female assign number **132**

**Torsion of Spermatic Cord, Nontraumatic**

128. Uterine haemorrhage (nonpuerperal)

<b>Menorrhagia Metrorrhagia</b>	{	Do not use as a primary diagnosis when cause can be determined
-------------------------------------	---	--

129. Uterine tumor (noncancerous)

See list of benign tumors on page 95.



## 130. Other diseases of the uterus

## 130A Metritis

**Endometritis, Acute** State when possible infecting microörganism as a secondary diagnosis. When due to gonococcus diagnosticate as **38B Gonococcus Infection of Endometrium**. When puerperal diagnosticate as **137 Endometritis, Acute, Puerperium**

**Endometritis, Chronic**

**Endotrachelitis, Chronic**

**Metritis, Acute** State when possible infecting microörganism as a secondary diagnosis. When puerperal diagnosticate as **137 Metritis, Acute, Puerperium**

**Metritis, Chronic**

## 130B Other diseases of the uterus

**Abscess, Parauterine** (nonpuerperal) State when possible infecting microörganism as a secondary diagnosis

**Abscess, Pelvic** Not to include **130B Abscess, Parauterine** nor **130B Cellulitis, Pelvic**. State when possible infecting microörganism as a secondary diagnosis. When due to gonococcus diagnosticate as **38B Gonococcus Infection of Peritoneum**. When puerperal diagnosticate as **137 Abscess, Pelvic, Puerperium**

**Amenorrhoea** Do not use as a primary diagnosis when cause can be determined

**Atresia of Uterus, Acquired**

**Atrophy of Uterus**

**Cellulitis, Pelvic** Not to include **130B Abscess, Parauterine** nor **130B Abscess, Pelvic**. State when possible infecting microörganism as a secondary diagnosis. When puerperal diagnosticate as **137 Cellulitis, Pelvic, Puerperium**

**Displacement of Uterus**

**Anteflexion**

**Anteversio**

**Laterocession**

**Prolapse of Uterus**

} Always use as a secondary diagnosis under **Displacement of Uterus**.



130. Other diseases of the uterus—Continued  
**Displacement of Uterus—Continued**

**Retrocession**  
**Retroversion** } To include retroflexion

**Dysmenorrhoea** Do not use as a primary diagnosis when cause can be determined

**Fistula, Uterovaginal**

**Hypertrophy of Cervix Uteri**

**Laceration of Cervix Uteri, Old**

**Menopause**

*Menstruation, Precocious* Diagnosticate as  
**130B Precocity**

**Precocity**

**Stricture of Uterine Canal** Do not use as a primary diagnosis when cause can be determined

131. Cysts and other tumors of the ovary  
 Not to include malignant tumors. See list of benign tumors on page 95

**Haematoma of Ovary**

132. Salpingitis and other diseases of the female genital organs

**Abscess of Bartholin's Gland** State when possible infecting microorganism as a secondary diagnosis. When due to gonococcus diagnosticate as **38B Gonococcus**  
**Infection of Bartholin's Gland**

**Abscess of Ovary**  
**Abscess of Vagina**  
**Abscess of Vulva** } State when possible infecting microorganism as a secondary diagnosis

**Adhesions about Clitoris**

**Atresia of Vagina, Acquired**

**Atrophy of Ovary**

**Atrophy of Vulva**

**Cyst of Bartholin's Gland**

**Cyst of Vagina**

**Displacement of Falloppian Tube**

**Displacement of Ovary**

**Dyspareunia** Do not use as a primary diagnosis when cause can be determined

**Garrulitas Vulvae**



132. Salpingitis and other diseases of the female genital organs—Continued

**Haematocele, Pelvic** Do not use as a primary diagnosis when cause can be determined

**Haematoma of Vulva, Nontraumatic** Do not use as a primary diagnosis when cause can be determined

**Haematosalpinx**

**Hydrocele of Round Ligament**

**Hydrocele of Vulva**

**Hypertrophy of Vulva** State part affected

**Hypertrophy of Clitoris**

**Kraurosis Vulvae**

**Laceration of Pelvic Floor, Old**

**Oöphoritis, Acute** State when possible infecting microorganism as a secondary diagnosis. When due to gonococcus diagnosticate as **38B Gonococcus Infection of Ovary**

**Oöphoritis, Chronic**

**Sclerosis of Ovary**

**Parasite of Ovary** State variety

**Prolapse of Anterior**

**Vaginal Wall**

(Cystocele)

**Prolapse of Posterior**

**Vaginal Wall**

(Proctocele)

Always use as a secondary diagnosis under either **132 Laceration** or **132 Relaxation of Pelvic Floor**

**Relaxation of Pelvic Floor**

**Salpingitis, Acute** State when possible infecting microorganism as a secondary diagnosis. When due to gonococcus diagnosticate as **38B Gonococcus Infection of Fallopian Tube**

**Salpingitis, Chronic** To include hydrosalpinx. State when possible infecting microorganism as a secondary diagnosis. When due to gonococcus diagnosticate as **38B Gonococcus Infection of Fallopian Tube**

**Sterility** When occurring in the male assign number **127**



132. Salpingitis and other diseases of the female genital organs—Continued

**Vaginismus** Do not use as a primary diagnosis when cause can be determined

**Vaginitis, Acute**  
**Vaginitis, Chronic**

{ State when possible infecting microörganism as a secondary diagnosis. When due to gonococcus diagnosticate as **38B Gonococcus Infection of Vagina**

**Vulvitis, Acute**  
**Vulvitis, Chronic**

{ State when possible infecting microörganism as a secondary diagnosis. When due to gonococcus diagnosticate as **38B Gonococcus Infection of Vulva**

133. Nonpuerperal diseases of the breast (cancer excepted)

**Abscess of Mammary Gland**  
**Abscess, Submammary**

{ State when possible infecting microörganism as a secondary diagnosis. When puerperal diagnosticate as **141 Abscess of Mammary Gland, Puerperium, or 141 Abscess, Submammary, Puerperium**

**Atrophy of Mammary Gland**

**Fissure of Nipple** When puerperal diagnosticate as **141 Fissure of Nipple, Puerperium**

**Fistula of Mammary Gland** When puerperal diagnosticate as **141 Fistula of Mammary Gland, Puerperium**

**Hypertrophy of Mammary Gland**

**Mamillitis** When puerperal diagnosticate as **141 Mamillitis, Puerperium (or Pregnancy)**



133. Nonpuerperal diseases of the breast (cancer excepted)  
—Continued

<p><b>Mastitis,</b> <b>Acute</b> <b>Mastitis,</b> <b>Chronic</b></p>	{	<p>State when possible infecting microörganism as a secondary diagnosis. When puerperal di- agnosticate as 141 <b>Mastitis,</b> <b>Acute</b> (or <b>Chronic</b>), <b>Puer-</b> <b>perium</b></p>
--	---	--

**Neurosis of Mammary Gland** Do not use  
as a primary diagnosis when cause can  
be determined

**Parasite of Mammary Gland** State variety

## VII. THE PUERPERAL STATE

134. Accidents of pregnancy

134A *Normal labor*

**Parturition, O. L. A.**

**Parturition, O. D. A.**

**Parturition, O. D. P.**

**Parturition, O. L. P.**

**Parturition, S. L. A.**

**Parturition, S. D. A.**

**Parturition, S. D. P.**

**Parturition, S. L. P.**

**Parturition, Multiple** State positions

**Pregnancy, Normal**

**Puerperium, Normal**

134B *Accidents of pregnancy*

**Abortion** Up to fourth month of pregnancy

**Abortion, Threatened**

**Accidental Haemorrhage, Pregnancy** Not  
to include 135 **Placenta Praevia**

**Deformed Pelvis, Pregnancy** When the  
deformity is congenital diagnosticate as  
150 **Congenital Malformation of Pelvic**  
**Girdle, Pregnancy**

**Displacement of Uterus, Pregnancy**

**Gestation, Extrauterine**

**Hydramnios, Pregnancy**



## 134. Accidents of Pregnancy—Continued

**Hydorrhoea, Gravidarum**

<b>Miscarriage</b>	{	From fourth to seventh month of pregnancy
<b>Miscarriage, Threatened</b>		

**Pregnancy, Vomiting of** Not to include 138  
**Toxaemia of Pregnancy**

**Premature Delivery** After seventh month of pregnancy

## 135. Puerperal haemorrhage

**Accidental Haemorrhage, Parturition** Not to include 135 **Placenta Praevia**

**Accidental Haemorrhage, Puerperium**  
 Not to include 135 **Placenta Praevia**

**Placenta Praevia, Parturition**

**Placenta Praevia, Pregnancy**

**Retained Secundines, Parturition**

**Retained Secundines, Puerperium**

## 136. Other accidents of labor

**Deformed Pelvis, Parturition** When the deformity is congenital diagnosticate as 150 **Congenital Malformation of Pelvic Girdle, Parturition**

**Haematoma of Vulva, Puerperium**

<b>Laceration of Cervix</b>	{	Use only as a secondary diagnosis to puerperium
<b>Uteri, Recent</b>		
<b>Laceration of Pelvic Floor, Recent</b>		

**Parturition, M. L. A.**

**Parturition, M. D. A.**

**Parturition, M. D. P.**

**Parturition, M. L. P.**

**Parturition, Sc. L. A.**

**Parturition, Sc. D. A.**

**Parturition, Sc. D. P.**

**Parturition, Sc. L. P.**

**Rupture of Uterus, Parturition**

**Rupture of Uterus, Puerperium**



## 137. Puerperal septichaemia

Abscess, Pelvic, Puerperium	} State when possible infecting microörganism as a secondary diagnosis
Cellulitis, Pelvic, Puerperium	
Endometritis, Acute, Puerperium	
Lymphangitis of, Puerperium	
Metritis, Acute, Puerperium	
Peritonitis, Acute General, Puerperium	
Peritonitis, Acute Local, Puerperium	}
Septichaemia, Puerperium	

## 138. Puerperal albuminuria and convulsions

Albuminuria, Pregnancy	} Not to include 138 Toxaemia of Pregnancy
Albuminuria, Puerperium	
Nephritis, Acute, Pregnancy	
Nephritis, Acute, Puerperium	}
Toxaemia of Pregnancy	

Eclampsia, Parturition	} Use only as a secondary diagnosis under 138 Toxaemia of Pregnancy
Eclampsia, Pregnancy	
Eclampsia, Puerperium	

## 139. Puerperal plegmasia alba dolens, embolus, sudden death

Embolism of, Puerperium	State artery
Phlebitis of, Puerperium	State vein
Thrombosis of, Puerperium	State vessel

## 140. Following childbirth (not otherwise defined)

Displacement of Uterus, Puerperium
Subinvolution of Uterus

## 141. Puerperal diseases of the breast

Abscess of Mammary Gland, Puerperium	} State when possible infecting microörganism as a secondary diagnosis
Abscess, Submammary, Puerperium	

Agalactia
Fissure of Nipple, Puerperium



## 141. Puerperal diseases of the breast—Continued

**Fistula of Mammary Gland, Puerperium****Galactoceles****Galactorrhoea****Mamillitis, Pregnancy****Mamillitis, Puerperium****Mastitis, Puerperium****Milk Retention**

{ State when possible  
 infecting microörganism as a secondary diagnosis

# VIII. DISEASES OF THE SKIN AND OF THE CELLULAR TISSUE

## 142. Gangrene

**Dermatitis Gangrenosa****Erythromelalgia****Gangrene of** Not to include 142 **Infective Gangrene** nor 95 **Gangrene of Lung.**

State site. State when possible infecting microörganism as a secondary diagnosis. Do not use as a primary diagnosis when cause can be determined

**Gangrene of, Infective** State site. State when possible infecting microörganism as a secondary diagnosis

**Gangrene of Scrotum, Infective**

**Gangrene of Testicle** Do not use as a primary diagnosis when cause can be determined

**Raynaud's Disease**

**Stomatitis, Gangrenous** To include cancrum oris (noma). State when possible infecting microörganism as a secondary diagnosis

## 143. Furuncle

**Carbuncle of** State site. State when possible infecting microörganism as a secondary diagnosis

**Furunculosis**

## 144. Acute abscess

**Abscess of** To include only abscess of skin and cellular tissue. Not to include **Abscess of, Tuberculous.** State site. State when possible infecting microörganism as a secondary diagnosis



## 144. Acute abscess—Continued

**Abscess in Male Perinaeum**

**Cellulitis of** Not to include 130B **Cellulitis, Pelvic.** State site. State when possible infecting microörganism as a secondary diagnosis

## 145. Other diseases of the skin and annexa

145A *Trichophytosis*

*Ringworm* } Diagnosticate as **Trichophy-**  
*Trichophyton* } **tosis**

**Trichophytosis** To include sycosis and ringworm

145B *Scabies*

*Sarcoptes scabiei* Diagnosticate as **Scabies**  
**Scabies**

## 145C Other diseases of the skin and annexa

**Acne****Alopecia****Alopecia Areata****Angiokeratoma****Anidrosis****Atrophy of Skin****Bromidrosis****Callositas****Chilblain (Pernio)****Chloasma****Chromidrosis**

**Cicatricial Contraction of** State part affected

**Cicatrix of** State site. Do not use for  
**Cicatricial Contraction of**

**Clavus****Comedo****Cornu**

*Dermatitis Actinica* Diagnosticate as 167  
**Sunburn**; X-ray and radium burns  
as **Burn of**

**Dermatitis Exfoliativa****Dermatitis Herpetiformis**

**Dermatitis Medicamentosa** Do not use as  
a primary diagnosis when cause can be  
determined



## 145. Other diseases of the skin and annexa—Continued

Dermatitis Papillaris Capillitii

Dermatitis Repens

Dermatitis Traumatica

Dermatitis Venenata

Dysidrosis

Ecthyma

Eczema

Eczema Seborrhoicum

Elephantiasis, Nonfilarial

Elephantiasis of Scrotum, Nonfilarial

Elephantiasis of Vulva, Nonfilarial

Erythema Multiforme

Erythema Nodosum

Erythema Scarlatiniforme

Erythema Simplex

Fissure of Skin

Folliculitis Decalvans

Herpes State site. Not to include 145C

Zoster

Hyperidrosis

Ichthyosis

Impetigo Contagiosa

Impetigo Herpetiformis

Impetigo Simplex

Intertrigo

*Keloid* State site. Diagnosticate as 145C

Fibroma of Skin

Keratodermia

Keratosis

Lentigo (Freckle)

Leucodermia (Vitiligo)

Leukokeratosis

Lichen Planus

Lichen Ruber

Lupus Erythematosus

*Lupus Vulgaris* Diagnosticate as 34 Tuberculosis of Skin

Melanodermia

Miliaria

Miliium

Molluscum Contagiosum

Oriental Sore (Aleppo boil, Delhi boil, Biskra button)



## 145. Other diseases of the skin and annexa—Continued

## PARASITIC DISEASES

**Dracontiasis**

*Filaria Medinensis* (Guinea worm)    Diagnosticate as **Dracontiasis**

**Larva Migrans****Myiasis****Phtheiriasis** (Pediculosis)**Sarcopsiliasis** (*Pulex penetrans*)**Pemphigus****Pityriasis Rosea**

*Pityriasis Rubra*    Diagnosticate as **145C Dermatitis Exfoliativa**

**Pityriasis Simplex****Pneumatocele Capitis****Prurigo**

**Pruritus**    Not to include **Pruritus Ani** or **Pruritus Vulvae**

**Pruritus Ani****Pruritus Vulvae****Psoriasis****Rosacea**

**Sclerodermia**    To include morphoea

**Seborrhoea**

**Sinus of**    State site

**Sudamina**

**Ulcer of**    State site.    Assign number 83 to **Varicose Ulcer**

**Urticaria****Urticaria Pigmentosa****Veldt Sore****Wart****Xanthoma****Xerodermia Pigmentosa****Zoster**

## NAILS

**Ingrowing Nail****Onychauxis****Onychia****Onychoma****Paronychia**



# IX. DISEASES OF THE BONES AND OF THE ORGANS OF LOCOMOTION

146. Diseases of the bones (tuberculosis excepted). State bone

**Abscess of** State when possible infecting microörganism as a secondary diagnosis. When tuberculous diagnosticate as **Abscess of, Tuberculous** and use only as a secondary diagnosis under **34 Tuberculosis of Bone**. When affecting vertebrae (Pott's disease) assign number **32**

**Atrophy of**

**Chondrodystrophia Foetalis**

**Deformity of Palate, Acquired**

**Ethmoidal Sinusitis** State when possible infecting microörganism as a secondary diagnosis

**Exostosis** Diagnosticate as **146 Osteoma of Foreign Body in Frontal Sinus**

**Foreign Body in Maxillary Sinus**

**Fragilitas Ossium**

**Frontal Sinusitis** State when possible infecting microörganism as a secondary diagnosis

**Hypertrophy of**

**Leontiasis Ossea**

**Loss of Substance of**

<b>Mastoiditis, Acute</b>	{	State when possible infecting microörganism as a secondary diagnosis
<b>Mastoiditis, Chronic</b>		

**Fistula, Mastoid**

**Maxillary Sinusitis** State when possible infecting microörganism as a secondary diagnosis

<b>Necrosis of</b>	{	Do not use as a primary diagnosis
<b>Caries of</b>		

**Osteitis Deformans**

**Osteogenesis Imperfecta**

<b>Osteomyelitis of, Acute</b>	{	State when possible infecting microörganism as a secondary diagnosis
<b>Epiphysitis of, Acute</b>		
<b>Osteomyelitis of, Chronic</b>		
<b>Epiphysitis of, Chronic</b>		



## 146. Diseases of the bones (tuberculosis excepted). Con'd

<i>Parasite of</i>	State site	} State variety
<i>Parasite of Frontal Sinus</i>		
<i>Parasite of Maxillary Sinus</i>		

<b>Periostitis of,</b>	} State when possible infecting microörganism as a secondary diagnosis
<b>Acute</b>	
<b>Periostitis of,</b>	
<b>Chronic</b>	

**Sphenoidal Sinusitis** State when possible infecting microörganism as a secondary diagnosis

**Union of, Faulty** To include delayed union, faulty union, non-union, vicious union, and exuberant callus

## 147. Diseases of the joints (tuberculosis and rheumatism excepted)

State joint

**Ankylosis of** Do not diagnosticate cicatricial contraction affecting joint as ankylosis

<b>Arthritis of, Acute</b>	} To include acute and chronic synovitis. Not to include <b>Traumatic Synovitis</b> . State when possible infecting microörganism as a secondary diagnosis. When due to gonococcus diagnosticate as <b>38B Gonococcus Infection of—Joint</b>
<b>Arthritis of, Chronic</b>	

**Chondromalacia**  
**Contracture of**

<b>Coxa Valga</b>	} Do not use as a primary diagnosis when cause can be determined
<b>Coxa Vara</b>	

**Foreign Body in**  
**Genu Recurvatum**  
**Genu Valgum**  
**Genu Varum**



147. Diseases of the joints (tuberculosis and rheumatism excepted)—Continued

**Haemorrhage into—Nontraumatic** Do not use as a primary diagnosis when cause can be determined

**Loose Body in—Joint**

*Parasite of — Joint* File under Parasites

148. Amputations

No terms under this title

149. Other diseases of the organs of locomotion

State part affected

**Abscess of**

State when possible infecting microorganism as a secondary diagnosis. When due to *B. mallei* diagnosticate as **21 Glanders**. When due to tuberculosis diagnosticate as **Abscess of, Tuberculosis**; use only as a secondary diagnosis under **34 Tuberculosis of—Muscle**

**Ainhum**

**Amputation Stump**

**Amyotonia Congenita**

**Atrophy of**

**Bursitis, Acute**

**Bursitis, Chronic**

{ To include abscess of bursa  
State when possible infecting microorganism as a secondary diagnosis

**Calcification of**

*Cartilage*

**Chondritis of**

**Perichondritis of**

{ Do not use as a primary diagnosis when cause can be determined. State when possible infecting microorganism as a secondary diagnosis

**Contracture of**

**Cramp of**

{ State muscle

**Degeneration of**

**Dupuytren's Contraction**

**Ganglion** When tuberculous diagnosticate as **34 Tuberculosis of**

**Hallux Valgus (Bunion)**



## 149. Other diseases of the organs of locomotion—Con'd

**Hallux Varus****Hammer Toe****Hernia of****Mallet Finger****Metatarsalgia****Myositis, Acute** State when possible infecting microörganism as a secondary diagnosis**Myositis, Chronic****Myositis, Progressive Ossifying****Myositis, Traumatic Ossifying****Myotonia Congenita****Ossification of Cartilage** Do not use as a primary diagnosis when cause can be determined. When affecting larynx assign number 87. When affecting tracheal rings, number 98**Paralysis of, Ischaemic***Parasite of* State variety**Pes Cavus****Pes Planus****Pes Valgus****Rheumatism, Muscular***Spondylitis Deformans* Diagnosticate as 48A  
**Arthritis Deformans****Talipes** When congenital diagnosticate as 150 **Congenital Malformation of Foot****Tenontosynovitis of** When due to gonococcus diagnosticate as 38B **Gonococcus Infection of***Torticollis* Diagnosticate according to cause as **Contracture of, or Cramp of****Trigger Finger****X. MALFORMATIONS**

## 150. Congenital malformations (stillbirths not included)

*Albinism* Diagnosticate as 150 **Congenital Malformation of Skin****Branchial Cyst****Cervical Rib****Congenital Amputation of** State part affected



150. Congenital malformations (stillbirths not included)  
—Continued

- Congenital Fistula of State site
- Congenital Fracture of State bone affected
- Congenital Malformation of Abdominal Wall Not to include herniae
- Congenital Malformation of Arm
  - Congenital Malformation of Forearm
  - Congenital Malformation of Hand
- Congenital Malformation of *Circulatory System*
- Congenital Malformation of Diaphragm
- Congenital Malformation of *Digestive System*
- Congenital Malformation of *Ductless Glands and Spleen*
- Congenital Malformation of Ear Not to include external ear
- Congenital Malformation of Eye Not to include eyelid
- Congenital Malformation of *Face* To include external ear, eyelid, lip, nose, palate and uvula
  - Congenital Malformation of Cheek
  - Congenital Malformation of Lower Jaw
- Congenital Malformation of—Joint State joint affected
  - Congenital Dislocation of—Joint
- Congenital Malformation of Leg
  - Congenital Malformation of Foot To include congenital talipes
- Congenital Malformation of *Lymphatic System*
- Congenital Malformation of *Muscular System*
- Congenital Malformation of *Nervous System*
  - Congenital Malformation of Skull
  - Congenital Malformation of Spinal Column
- Congenital Malformation of Pelvic Girdle
- Congenital Malformation of *Reproductive Organs*
- Congenital Malformation of *Respiratory System*



150. Congenital malformations (stillbirths not included)  
—Continued

**Congenital Malformation of *Shoulder Girdle***

**Congenital Malformation of Skin** Not to include 150 Naevus

**Congenital Malformation of Hair**

**Congenital Malformation of Nails**

**Congenital Malformation of Thorax**

**Congenital Malformation of *Urinary Organs***

**Hermaphroditism**

**Monster**

**Naevus**

**Transposition of State viscera transposed**

## XI. DISEASES OF EARLY INFANCY

151. Congenital debility, icterus and sclerema

151A Nurslings discharged from hospital without disease

**Infancy**

**New Born Child** Full term child born in the hospital or hospital ambulance

151B Congenital debility, icterus and sclerema

**Diet Regulation**

**Icterus Neonatorum**

**Malnutrition under 1 year**

**Prematurity** Not to include still-births

**Sclerema, under 1 year**

152. Other diseases peculiar to early infancy

152A Injuries at birth

For terms denoting the nature of the injury  
see pages III et seq

152B Diseases peculiar to early infancy

**Atelectasis, under 3 months**

**Haemoglobinuria Neonatorum**

**Haemorrhage from Umbilical Cord**

**Melaena Neonatorum**

**Ophthalmia Neonatorum** Diagnosticate as 38B

**Gonococcus Infection of Eye**

**Pemphigus Neonatorum**



153. Lack of care

No terms under this title

## XII. OLD AGE

154. Senility

**154A Psychosis, Senile**

**154B Senility** Not to include **154A Psychosis, Senile**. When due to arterial sclerosis diagnosticate as **81 Arterial Sclerosis, General**

## XIII. AFFECTIONS PRODUCED BY EXTERNAL CAUSES

The statement of the nature of the injury is made without reference to possible judicial determinations as to the cause of the violence, namely, whether accidental, suicidal or homicidal, therefore, no terms are used under the following titles: 155 to 163 and 182 to 184

155. Suicide by poison

156. Suicide by asphyxia

157. Suicide by hanging or strangulation

158. Suicide by drowning

159. Suicide by firearms

160. Suicide by cutting or piercing instruments

161. Suicide by jumping from a high place

162. Suicide by crushing

163. Other suicides

182. Homicide by firearms

183. Homicide by cutting or piercing instruments

184. Homicide by other means

164. Poisoning by food

**Botulism**

**Cretoxismus** (meat poisoning)

**Egg Albumin Poisoning**

**Epidemic Meat Poisoning**

**Fish Poisoning**

**Shell Fish Poisoning**

**Milk Poisoning**

**Cheese Poisoning**

**Ice Cream Poisoning**

**Mushroom Poisoning**

**Potato Poisoning**



## 165. Other acute poisonings

## 165A Venomous bites and stings

**Fish Venom Poisoning****Insect Sting****Snake Venom Poisoning**

## 165B Other acute poisonings (deleterious gases excepted) Industrial poisonings also excepted.

**Acetanilide Poisoning, Acute****Acetic Acid Poisoning****Aconite Poisoning****Aconitine Poisoning****Alum Poisoning****Ammonia Poisoning, Acute****Ammonium Carbonate Poisoning****Ammonium Hydroxide Poisoning****Amyl Alcohol Poisoning (Fusel oil)****Amylene Hydrate Poisoning****Aniline Poisoning****Antimony Poisoning****Antipyrine Poisoning, Acute****Arsenic Poisoning, Acute****Aspidium Poisoning****Barium Poisoning****Belladonna Poisoning****Atropine Poisoning****Benzol Poisoning (Benzine)****Bismuth Poisoning** Not to include arsenic or nitrite poisoning**Boric Acid Poisoning****Borax Poisoning****Bromoform Poisoning****Cannabis Indica Poisoning, Acute (Hashish)****Cantharides Poisoning***Carbolic Acid Poisoning* Diagnosticate as**Phenol Poisoning****Carbon Disulphide Poisoning****Castor Oil Seed Poisoning****Chloral Hydrate Poisoning, Acute****Chloralamide Poisoning****Chlorate Poisoning****Chlorethyl Poisoning****Chlorinated Lime Poisoning**



## 165. Other acute poisonings—Continued

- Chlorinated Soda Poisoning
- Chloroform Poisoning
- Chromium Poisoning
- Chrysarobin Poisoning
- Cinchona Poisoning
  - Quinine Poisoning
- Coca Poisoning, Acute
  - Cocaine Poisoning, Acute
- Cocculus Indicus Poisoning
  - Picrotoxine Poisoning
- Caffeine Poisoning, Acute
- Colchicum Poisoning
  - Colchicine Poisoning
- Conium Poisoning
- Copaiba Poisoning
- Copper Poisoning
- Cordite Poisoning Not to include nitrite  
or picric acid poisoning
- Creolin Poisoning
- Creosote Poisoning
  - Guaiacol Poisoning
- Croton Oil Poisoning
- Curare Poisoning
- Delphinium Poisoning
- Digitalis Poisoning
- Duboisia Poisoning
- Elaterium Poisoning
  - Elaterin Poisoning
- Epinephrin Poisoning
- Ergot Poisoning, Acute
- Ether Poisoning, Acute
- Formaldehyde Poisoning To include hex-  
amethylenamine poisoning. When in-  
haled assign number 168B
- Gasoline Poisoning When inhaled assign  
number 168B
- Gelsemium Poisoning
- Hydrochloric Acid Poisoning
- Hydrocyanic Acid Poisoning When inhaled  
assign number 168B
  - Cyanide Poisoning
- Hydrofluoric Acid Poisoning
- Hyoscyamus Poisoning
  - Hyoscyamine Poisoning



## 165. Other acute poisonings—Continued

- Hyoscine Poisoning** (Scopolamine)
- Iodine Poisoning**
- Iodoform Poisoning**
- Iron Poisoning**
- Kerosene Poisoning**
- Lead Poisoning, Acute**
- Lobelia Poisoning**
- Lysol Poisoning**
- Magnesium Poisoning**
- Mercury Poisoning, Acute**
- Methyl Alcohol Poisoning**
- Muscarine Poisoning**
- Naphthalene Poisoning**
- Naphthol Poisoning**
- Nitric Acid Poisoning**
- Nitrite Poisoning** To include amyl nitrite and nitroglycerin poisoning. When inhaled assign number 168B
- Nitrobenzine Poisoning**
- Nux Vomica Poisoning**
- Strychnine Poisoning**
- Opium Poisoning, Acute**
  - Codeine Poisoning, Acute
  - Dionine Poisoning, Acute
  - Heroine Poisoning, Acute
  - Morphine Poisoning, Acute
- Oxalic Acid Poisoning**
- Acid Potassium Oxalate Poisoning**
- Paraldehyde Poisoning, Acute**
- Parathyreoid Extract Poisoning**
- Pennyroyal Poisoning**
- Petroleum Poisoning**
- Phenacetin Poisoning, Acute**
- Phenol Poisoning**
- Phosphoric Acid Poisoning**
- Phosphorous Acid Poisoning**
- Phosphorus Poisoning, Acute**
- Physostigma Poisoning**
- Physostigmine Poisoning**
- Picric Acid Poisoning**
- Pilocarpus Poisoning**
- Pilocarpine Poisoning**
- Potassium Carbonate Poisoning**
- Potassium Chlorate Poisoning* Diagnosticate as **Chlorate Poisoning**



## 165. Other acute poisonings—Continued

**Potassium Hydroxide Poisoning****Potassium Nitrate Poisoning****Pyrogallic Acid Poisoning****Resorcin Poisoning***Rhus Toxicodendron Poisoning* Diagnosticate  
as **Dermatitis Venenata****Salicylic Acid Poisoning** To include salicy-  
lates**Santonin Poisoning****Serum Poisoning****Silver Poisoning, Acute****Sodium Carbonate Poisoning***Sodium Chlorate Poisoning* Diagnosticate as  
**Chlorate Poisoning****Sodium Chloride Poisoning****Sodium Hydroxide Poisoning****Stramonium Poisoning****Strophanthus Poisoning****Strophanthin Poisoning****Sulphonal Poisoning, Acute****Sulphuric Acid Poisoning****Sulphurous Acid Poisoning****Tansy Poisoning****Tartaric Acid Poisoning****Thymus Extract Poisoning****Thyreoid Extract Poisoning****Tobacco Poisoning, Acute****Nicotine Poisoning, Acute****Trional Poisoning, Acute****Turpentine Poisoning****Veratrum Poisoning****Veronal Poisoning, Acute****Zinc Poisoning**

## 166. Conflagration\*

To include all injuries of whatever nature  
resulting from the burning of buildings,  
ships, forest fires. For terms denoting  
the nature of the injury see page III  
et seq.

## 167. Burns (conflagration excepted)

To include scalds, corrosive and mechanical  
burns, and the effects of X-rays, and of  
radium. Not to include burns from  
classified causes

---

\* Inadequate provision is made in the International Classification whereby the nature of the injury can be indicated. For these terms see page III et seq.



167. Burns (conflagration excepted)—Continued  
     **Burn of State site**  
     **Burns, Multiple**  
     **Sunburn**
168. Absorption of deleterious gases  
     Not to include Industrial Poisonings; see title 58
- 168A Suffocation To include overlying
- 168B Acetylene Poisoning
- 168B Arseniuretted Hydrogen Poisoning
- 168B Bromine Poisoning
- 168B Carbon Dioxide Poisoning
- 168B Carbon Disulphide Poisoning
- 168B Carbon Monoxide Poisoning Not to include Illuminating Gas Poisoning
- 168B Chlorethyl Vapor Poisoning
- 168B Chlorine Poisoning
- 168B Chloroform Vapor Poisoning
- 168B Chloroform Vapor Poisoning, Delayed
- 168B Ether Vapor Poisoning
- 168B Formaldehyde Poisoning
- 168B Gasolene Poisoning
- 168B Hydrocyanic Acid Poisoning
- 168B Cyanogen Poisoning
- 168B Illuminating Gas Poisoning
- 168B Marsh Gas Poisoning
- 168B Methyl Alcohol Vapor Poisoning
- 168B Nitrite Poisoning To include amyl nitrite poisoning
- 168B Nitrous Oxide Poisoning
- 168B Phosphoretted Hydrogen Poisoning
- 168B Sewer Gas Poisoning
- 168B Smoke Inhalation When due to conflagration assign number 166
- 168B Sulphuretted Hydrogen Poisoning
- 168B Turpentine Vapor Poisoning
169. Accidental drowning
- 169A Submersion
- 169B Drowning
170. Traumatism by firearms\*
- The nature of the injury must be stated in the terms to be found on pages III et seq. for this and the following titles
171. Traumatism by cutting or piercing instruments

\* For subdivision of this title see page 109.



- 172. Traumatism by fall
- 173. Traumatism in mines and quarries\*
- 174. Traumatism by machines\*
- 175. Traumatism by other crushing (vehicles, railroads, landslides, etc.)\*
- 176. Injuries by animals  
To include bites, kicks, goring, etc. Not to include venomous bites or stings
- 177. Starvation
  - 177A Over-exertion  
**Exhaustion from Over-exertion and Exposure**
  - 177B Starvation  
**Deprivation of Water**  
**Starvation**
- 178. Excessive cold
  - Exposure to Extreme Cold**
  - Frostbite of External Ear**
  - Frostbite of Face** Not to include frostbite of ear or nose
  - Frostbite of Lower Extremity** Specify buttock, thigh, leg, foot, or toe
  - Frostbite of Nose**
  - Frostbite of Penis**
  - Frostbite of Scrotum**
  - Frostbite of Upper Extremity** Specify shoulder, arm, forearm, hand, or finger
- 179. Effects of heat
  - 179A **Heat Cramps**
  - 179A **Heat Exhaustion**
  - 179A **Thermic Fever**
  - 179B **Sunstroke**
- 180. Lightning  
**Lightning Stroke**
- 181. Electricity (lightning excepted)  
Not to include electric burns
  - 181A Effects of Electricity, Industrial  
**Electric Shock, Injury from**
  - 181B Effects of Electricity, Nonindustrial  
**Electric Shock, Injury from**

---

\* For subdivision of these titles see page 109



185. Fractures (cause not specified)  
 185A Dislocations  
 185B Sprains  
 185C Fractures (cause not specified)  
 For terms denoting the nature of the injuries  
 see page III et seq
186. Other external violence  
 For terms denoting the nature of the injuries  
 see page III et seq  
 Not to include **Foreign Body in Auditory Canal** (76); **Bladder** (124); **Eye** (75C); **Frontal Sinus** (146); **Intestine** (110B); **Joint** (147); **Maxillary Sinus** (146); **Oesophagus** (101); **Rectum** (110B); **Stomach** (103); **Ureter** (122); or **Urethra** (125)

#### XIV. ILL DEFINED DISEASES

187. Ill defined organic disease  
 No terms under this title.
188. Sudden death  
 No terms under this title
189. Unclassified or ill defined
- 189A Disease not specified or ill defined
- Dentition**
- Fever of Unknown Cause** { Do not use as  
**Headache** { primary diag-  
**Insomnia** { nosis when  
 { cause can be  
 { determined
- Malnutrition** (1 year and over)
- Sea Sickness**
- Shock** Do not use as a primary diagnosis  
 when cause can be determined
- Unknown** To include cases refusing exami-  
 nation or not presenting any definite  
 disease or condition



## 189. Unclassified or ill defined—Continued

189B No disease; feigned disease

**Blood Donor****Malingering****Not Insane**

**Operation Wound** To include only such cases as have been operated on before admission to the hospital and not presenting any other condition or disease.

**Phantom Tumor****Pseudocyst****Skin Donor****Vagrancy**



## INDEX

The numbers refer only to pages ; those in bold face type, to the page on which the term is fully defined.

Abdominal cavity, foreign body in.....	114
wall, abrasion of.....	125
burn of.....	125
congenital malformation of ....	<b>14</b> , 189
contusion of.....	125
foreign body in.....	<b>126</b> , 198
haematoma of.....	126
injuries of.....	125
wound of, gunshot.....	126
incised.....	126
lacerated.....	126
punctured.....	126
stab.....	126
Abnormal parturition.....	106, 179
Abnormities, congenital.....	<b>14</b> , 188
Abortion.....	<b>104</b> , 178
induction of.....	132
threatened.....	<b>104</b> , 178
Abrasion of abdominal wall.....	125
anus.....	115
arm.....	127
back.....	126
bladder.....	124
breast.....	119
buttock.....	127
chest wall.....	126
external ear.....	115
eye.....	116
eyelid.....	116
face.....	128
finger.....	127
foot.....	127
forearm.....	127
gum.....	114
hand.....	127
larynx.....	122
leg.....	127
lip.....	114
mouth.....	114
neck.....	128
nose.....	123



## Abrasion of—Continued

oesophagus.....	114
palate.....	114
penis.....	120
perinaeum.....	129
pharynx.....	114
rectum.....	115
scalp.....	128
scrotum.....	120
shoulder.....	127
thigh.....	127
toe.....	127
tongue.....	114
tonsil.....	114
trachea.....	124
ureter.....	125
urethra.....	125
uvula.....	114
vagina.....	122
vulva.....	122
Abrasions, multiple.....	129
Abscess about rectum.....	32, 164
urethra.....	103, 170
alveolar.....	30, 157
entamoebic, of liver.....	25, 60, 165
in male perinaeum.....	103, 170
of.....	43, 181
Bartholin's gland.....	79, 175
bladder wall.....	99, 170
bone.....	16, 185
tuberculous.....	16, 185
brain.....	56, 143
bursa.....	18, 187
cartilage.....	16, 187
tuberculous.....	16, 137
Cowper's gland.....	81, 171
epididymis.....	84, 172
eye.....	39, 147
eyelid.....	39, 147
kidney.....	100, 168
larynx.....	86, 154
liver.....	25, 165
entamoebic.....	25, 60, 165
lung.....	87, 156
lymph node.....	49, 152
tuberculous.....	49, 152



## Abscess of—Continued

mammary gland.....	73, 177
puerperium..	73, 104, 177, 180
muscle.....	55, 187
tuberculous.....	55, 137
nasal septum.....	89, 154
omentum.....	26, 166
ovary.....	75, 175
pharynx.....	29, 158
tuberculous.....	29, 137, 158
prostate.....	82, 171
salivary duct.....	30, 157
gland.....	30, 157
scrotum.....	82, 171
seminal vesicle.....	83, 172
spleen.....	36, 166
tendon sheath.....	56, 187
testicle.....	84, 172
tongue.....	30, 157
tuberculous....	16, 29, 43, 48, 49, 55, 137, 158
vagina.....	78, 175
vertebrae, tuberculous....	16, 17, 48, 136, 185
vulva.....	79, 175
parauterine (nonpuerperal).....	75, 174
pelvic.....	27, 75, 167, 174
puerperium.....	75, 104, 174, 180
perinephritic.....	100, 168
submammary.....	73, 177
puerperium.....	73, 104, 177, 180
subphrenic.....	27, 167
tonsillar.....	31, 158
Absence of, congenital.....	14, 188
lens.....	40, 147
Absinthe poisoning.....	65, 141
Absorption of deleterious gases, non-industrial..	110, 130, 196
Accessory organs.....	14, 188
Accidental haemorrhage, parturition.....	104, 179
pregnancy.....	104, 178
puerperium.....	104, 179
Accommodation, errors of.....	40, 147
Acetanilide poisoning, acute.....	65, 192
chronic.....	65, 142
Acetic acid poisoning.....	65, 192
Acetylene poisoning.....	65, 196
industrial.....	65, 141



Achorion schoenleini.....	60	
Achylia gastrica.....	34,	159
Acid, acetic, poisoning.....	65,	192
boric, poisoning.....	66,	192
carbolic, poisoning.....	66,	192
hydrochloric, poisoning.....	68,	193
industrial.....	68,	141
hydrocyanic, poisoning.....	68,	193, 196
industrial.....	68,	141
hydrofluoric, poisoning.....	68,	193
industrial.....	68,	141
nitric, poisoning.....	69,	194
oxalic, poisoning.....	70,	194
phosphoric, poisoning.....	70,	194
phosphorous, poisoning.....	70,	194
picric, poisoning.....	67, 71,	193, 194
industrial.....	71,	142
potassium oxalate poisoning.....	70,	194
pyrogallie, poisoning.....	71,	195
salicylic, poisoning.....	71,	195
sulphuric, poisoning.....	72,	195
sulphurous, poisoning.....	72,	195
vapor poisoning, industrial.....	72,	142
tartaric, poisoning.....	72,	195
Acidosis, nondiabetic.....	36, 52,	140, 160
Acne.....	91,	182
Aconite poisoning.....	65,	192
Aconitine poisoning.....	65,	192
Acquired atresia of uterus.....	77,	174
vagina.....	78,	175
deformity of bladder.....	99,	170
external ear.....	38,	150
liver.....	25,	166
nose.....	89,	154
palate.....	29,	185
penis.....	81,	172
stomach.....	34,	159
urethra.....	103,	170
hydrocephalus.....	57,	146
Acromegaly.....	36,	140
Actinomyces bovis.....	61	
Actinomycosis of.....	44, 60,	61, 135
Actinomycotic mycetoma.....	62,	135
Acts, imperative.....	51,	144
Addison's disease.....	37,	140
Adenoids.....	89,	154



Adenoma of.....	95
Adherent pericardium.....	21, 150
Adhesions about clitoris.....	79, 175
gallbladder.....	26, 165
stomach.....	34, 166
of epiglottis.....	86, 154
peritoneum.....	27, 166
pleuritic.....	90, 155
preputial.....	81, 173
Adiposis dolorosa.....	53, 140
Aerogenes capsulatus infection.....	44, 135
Aeroplanes, traumatism by.....	109
Agalactia.....	74, 180
Ainhum.....	52, 187
Air embolism.....	129
Albinism.....	91
Albumin poisoning, egg.....	68, 191
Albuminuria.....	100, 167
pregnancy.....	105, 180
puerperium.....	105, 180
Alcohol poisoning.....	51, 65, 141, 145
amyl.....	65, 192
industrial.....	65, 141
methyl.....	69, 194
methyl, vapor.....	69, 196
industrial.....	69, 141
Alcoholic dementia.....	51, 145
hallucinatory delusional state.....	51, 145
paranoia.....	51, 145
Aleppo boil.....	46, 183
Alopecia.....	91, 182
areata.....	91, 182
Alum poisoning.....	65, 192
Alveolar abscess.....	30, 157
Alveoli, diseases of.....	30, 157
injuries of.....	114
tumors of, benign.....	95, 96
malignant.....	98, 137
Amaurosis.....	40, 148
Amblyopia.....	40, 148
Amenorrhoea.....	73, 174
Ammonia poisoning, acute.....	65, 192
industrial.....	65, 141
Ammonium carbonate poisoning.....	65, 192
hydroxide poisoning.....	65, 192



Amoebae <i>See</i> entamoeba .....	60,	161
Amputation, congenital.....	14,	188
of .....	for.....	131
arm, accidental.....		127
finger, accidental.....		127
foot, accidental.....		127
forearm, accidental.....		127
hand, accidental.....		127
leg, accidental.....		127
penis, accidental .....		120
shoulder, accidental.....		127
thigh, accidental .....		127
toe, accidental.....		127
stump .....	52,	187
Amygdalitis, acute follicular.....	31,	158
chronic .....	31,	158
Amygdalolith .....	31,	158
Amyl alcohol poisoning.....	65,	192
industrial.....	65,	141
nitrite poisoning .....	69,	194, 196
Amylene hydrate poisoning.....	65,	192
Amyloid disease.....	25, 36, 52, 100, 140, 165, 166,	168
kidney.....	100,	168
liver.....	25,	165
spleen.....	36,	166
Amyotonia congenita.....	55,	187
Amyotrophic lateral sclerosis.....	58,	144
Anaemia of brain.....	54, 56,	146
pernicious .....	15,	140
simple.....	15,	140
splenic .....	15,	140
Aneurysm of artery.....	18,	151
cirroid.....	18,	151
heart.....	20,	151
varicose .....	18,	151
vein .....	18,	152
Aneurysmal varix of.....	18,	152
Angiokeratoma .....	91,	182
Angioma of.....	95,	96
Angiospastic oedema.....	59,	146
Angina Ludovici.....	28,	158
pectoris .....	21,	151
Vincent's.....	28,	158
Anidrosis .....	91,	182



Aniline poisoning.....	65,	192
industrial.....	65,	141
Animal parasites, certain.....	60,	161
Animals, injuries by.....	110,	197
Ankle, dislocation about.....	116	
joint, fracture about.....	111	
compound.....	111	
Ankyloblepharon.....	40,	148
Ankylosis of.....	47,	186
arytaenoid cartilages.....	87,	154
ossicles.....	38,	149
Ankylostoma duodenale.....	63,	161
Ano, fistula in.....	33,	164
Anosmia.....	89,	154
Anteflexion of uterus.....	77,	174
Anterior poliomyelitis, acute.....	58,	144
chronic.....	58,	144
Anteversion of uterus.....	77,	174
Anthrax.....	44,	135
Anti-diphtheria inoculation.....	52,	134
rabies inoculation.....	52,	135
tetanus inoculation.....	52,	135
typhoid inoculation.....	52,	133
Antimony poisoning.....	65,	192
industrial.....	65,	141
Antipyrine poisoning, acute.....	65,	192
chronic.....	65,	142
Anus, abrasion of.....	115	
artificial.....	22, 23,	163, 164
burn of.....	115	
congenital malformation of.....	33,	189
contusion of.....	115	
diseases of.....	32,	164
fissure of.....	33,	164
injuries of.....	115	
syphilis of.....	34,	137
tuberculosis of.....	34,	137
tumors of, benign.....	95,	96
malignant.....	98,	138
wound of, gunshot.....	115	
incised.....	115	
lacerated.....	115	
punctured.....	115	
stab.....	115	
Aortitis.....	18,	151



Aphasia .....	59, 146
Apoplexy .....	56, 144
Appendicitis, acute .....	21, 163
chronic .....	21, 163
Appendix, congenital malformation of .....	21, 189
diseases of .....	21, 163
foreign body in .....	22, 164
parasite of .....	22, 60, 161
tuberculosis of .....	22, 136
tumors of, benign .....	95, 96
malignant .....	98, 138
Appetite, perversion of .....	35, 159
Argyria .....	91
Arm, abrasion of .....	127
amputation of, accidental .....	127
avulsion of .....	127
burn of .....	127
congenital malformation of .....	14, 189
contusion of .....	127
crush of .....	127
foreign body in .....	127, 198
frostbite of .....	127, 197
haematoma of .....	127
injuries of .....	127
wound of, gunshot .....	127
incised .....	128
lacerated .....	128
punctured .....	128
stab .....	128
Arsenic poisoning, acute .....	65, 66, 192
chronic .....	65, 142
industrial .....	65, 141
Arseniuretted hydrogen poisoning .....	65, 196
industrial .....	65, 141
Arterial sclerosis, cerebral .....	56, 151
general .....	18, 19, 54, 151, 191
Arteries, diseases of .....	18, 151
injuries of .....	113
Artery, aneurysm of .....	18, 151
cerebral, embolism of .....	57, 152
congenital malformation of .....	19, 189
contusion of .....	113
coronary, embolism of .....	20, 152
embolism of .....	19, 152
cerebral .....	58, 152



## Artery, embolism of—Continued

coronary.....	20,	152
mesenteric.....	23, 26,	152
puerperium.....	19, 105,	152, 180
pulmonary.....	88,	152
retinal.....	41,	152
mesenteric, embolism of.....	23, 26,	152
thrombosis of.....	24, 26,	152
pulmonary, embolism of.....	88,	152
thrombosis of.....	88,	152
retinal, embolism of.....	41,	148
thrombosis of.....	42,	152
syphilis of.....	19,	137
thrombosis of.....	19,	152
cerebral.....	58,	152
mesenteric.....	24, 26,	152
puerperium.....	19, 107,	152, 180
pulmonary.....	88,	152
retinal.....	42,	152
tuberculosis of.....	19,	137
wound of, gunshot.....		113
incised.....		113
lacerated.....		113
punctured.....		113
stab.....		113
Arthritis deformans.....	47, 48,	139
of, acute.....	47,	186
chronic.....	47,	186
Arthropathy of syringomyelia.....	48,	143
tabes dorsalis.....	48,	143
Articular rheumatism, chronic.....	54,	139
Artificial anus.....	22,	163
Arytaenoid cartilages, ankylosis of.....	87,	154
Ascaris lumbricoides.....	61,	161
Ascending paralysis, acute.....	57,	144
Ascites, chylous, nonfilarial.....	27, 49,	153
Asiatic cholera.....	44,	134
Aspergillar mycetoma.....	62,	135
Aspergillosis of.....	44, 61,	135
skin.....	61, 64,	135
Aspergillus.....	61,	135
Aspidium poisoning.....	65,	192
Asthma.....	86,	156
Astigmatism.....	40,	147
Ataxia, hereditary.....	56,	143
Ataxic paraplegia.....	58,	144



Atelectasis, (3 months+ ).....	88, 156
—3 months.....	87, 107, 190
Athetosis.....	59, 146
Atlas, dislocation of occiput from.....	117
Atony of bladder.....	99, 170
stomach.....	34, 159
Atresia of uterus, acquired.....	77, 174
vagina, acquired.....	78, 175
Atrophic cirrhosis of liver.....	25, 165
rhinitis.....	89, 154
Atrophy of bone.....	16, 185
cartilage.....	16, 186
heart.....	20, 151
liver, acute yellow.....	25, 165
mammary gland.....	74, 180
muscle.....	55, 187
optic nerve.....	41, 149
ovary.....	75, 175
pancreas.....	32, 167
prostate.....	82, 171
skin.....	91, 182
stomach.....	34, 159
testicle.....	84, 172
tongue.....	30, 157
uterus.....	77, 174
vulva.....	79, 175
Atropine poisoning.....	66, 192
Auditory canal, foreign body in.....	38, 150
Auricle, ossification of.....	39, 150
perichondritis of.....	39, 150
Autointoxication, intestinal, (2 yrs. +).....	22, 164
— 2 yrs.....	22, 160
Automobiles, traumatism by.....	109
Avulsion of arm.....	127
bone.....	111
buttock.....	127
external ear.....	115
finger.....	127
fingernail.....	127
foot.....	127
forearm.....	127
hand.....	127
leg.....	127
penis.....	120
scalp.....	128



## Avulsion of—Continued

shoulder.....	127
thigh.....	127
toe.....	127
toenail. ....	127
tooth.....	114
Back, abrasion of .....	126
burn of.....	126
contusion of .....	126
foreign body in.....	126, 198
haematoma of .....	126
injuries of .....	126
wound of, gunshot .....	126
incised .....	126
lacerated .....	126
punctured .....	126
stab.....	126
Bacillary dysentery.....	22, 44, 134
Bacillus carrier, comma.....	44, 134
diphtheria.....	44, 134
typhoid .....	47, 133
Bacteriuria.....	99, 170
Balanoposthitis.....	81, 172
Balantidic dysentery.....	22, 24, 44, 61, 134, 162
Balantidium coli.....	61, 162
Balloons, traumatism by.....	109
Banti's disease.....	15, 140
Barium poisoning.....	65, 192
Bartholin's gland, abscess of .....	79, 175
cyst of .....	80, 175
gonococcus infection of....	79, 137, 175
Belladonna poisoning.....	66, 192
Benign tumors.....	95, 139, 173, 175
mixed.....	96
Benzine poisoning.....	66, 192
Benzol poisoning.....	66, 192
industrial.....	66, 141
Beriberi .....	52, 136
Bilharziosis.....	44, 61, 162
Biliary fistula.....	26, 166
Biliousness.....	25, 166
Birth, injuries at.....	110, 111, 116, 190
Biskra button.....	46, 183



Bismuth poisoning.....	66, 192
Bites by animals.....	110, 197
venomous.....	110, 197
Bladder, abrasion of.....	124
acquired deformity of.....	99, 170
atony of.....	99, 170
burn of.....	124
calculus in.....	99, 169
congenital malformation of.....	99, 190
diseases of.....	99, 170
fistula of.....	99, 170
foreign body in.....	100, 170
gonococcus infection of.....	99, 137, 170
injuries of.....	124
neurosis of.....	100, 170
parasite of.....	60, 190, 170
syphilis of.....	100, 137
tuberculosis of.....	100, 137
tumors of, benign.....	95, 98
malignant.....	98, 139
ulcer of.....	100, 170
varix of.....	19, 100, 152
wall, abscess of.....	99, 170
wound of, gunshot.....	124
incised.....	124
lacerated.....	124
punctured.....	124
stab.....	124
Blastomycosis of.....	44, 61, 63, 93, 135
Blepharitis.....	40, 148
Blindness, color.....	42, 149
night.....	41, 149
snow.....	42, 149
Blood, diseases of the.....	15
donor.....	52, 199
operation on.....	131
transfusion of, for.....	131
Bone, abscess of.....	16, 185
tuberculous.....	16, 185
atrophy of.....	16, 185
avulsion of.....	111
caries of.....	17, 185
congenital fracture of.....	14, 111, 189
malformation of.....	16, 189
contusion of.....	111



## Bone—Continued

delayed union of .....	18, 186
epiphyseal separation of, traumatic .....	111
exuberant callus of .....	18, 186
faulty union of .....	18, 186
foreign body in .....	111, 198
hypertrophy of .....	17, 185
loss of substance of .....	17, 185
necrosis of .....	17, 185
non-union of .....	18, 186
parasite of .....	17, 60, 186
syphilis of .....	18, 137
traumatic epiphyseal separation of .....	111
tuberculosis of .....	16, 18, 137
tuberculous abscess of .....	16, 137, 185
tumors of, benign .....	95, 96
malignant .....	98, 139
vicious union of .....	18, 186
wound of, gunshot .....	113
punctured .....	113
stab. ....	113
Bones, diseases of .....	16, 185
injuries of .....	111
of face, fracture of .....	111
compound .....	111
foot, fracture of .....	111
compound .....	111
forearm, fracture of .....	111
compound .....	111
hand, fracture of .....	111
compound .....	111
leg, fracture of .....	112
compound .....	112
Borax poisoning .....	66, 192
Boric acid poisoning .....	66, 192
Botulism. ....	66, 191
Bradycardia .....	21, 153
Brain, abscess of .....	56, 143
anaemia of .....	54, 56, 146
compression of .....	118
concussion of .....	118
congenital malformation of .....	56, 189
contusion of .....	118
cyst of .....	56, 146



## Brain—Continued

disease, organic, psychosis due to . . . . .	52, 59,	146
diseases of . . . . .	56,	143
echinococcus of . . . . .	64,	163
foreign body in . . . . .		118
haemorrhage of, traumatic . . . . .		118
hernia of . . . . .	57,	146
injuries of . . . . .		118
laceration of . . . . .		118
parasite of . . . . .	58, 60,	146
syphilis of . . . . .	58,	137
tuberculosis of . . . . .	58,	136
tumor of, benign . . . . .	95,	97
malignant . . . . .	98,	139
wound of, gunshot . . . . .		118
incised . . . . .		118
punctured . . . . .		118
stab . . . . .		118
Branchial cyst . . . . .	14,	188
Breast, abrasion of . . . . .		119
burn of . . . . .		119
contusion of . . . . .		119
diseases of, <i>see</i> Mammary gland . . . . .	73,	177
foreign body in . . . . .	119,	198
haematoma of . . . . .		119
tumor of, benign . . . . .	95,	97
malignant . . . . .	98,	138
wound of, gunshot . . . . .		119
incised . . . . .		119
lacerated . . . . .		120
punctured . . . . .		120
stab . . . . .		120
Broad ligament, diseases of . . . . .	75,	175
varix of . . . . .	19, 77,	152
Bromide poisoning . . . . .	66,	142
Bromidrosis . . . . .	91,	182
Bromine poisoning . . . . .	66,	196
Bromoform poisoning . . . . .	66,	192
Bronchi, diseases of . . . . .	86, 155,	156
Bronchiectasis . . . . .	86,	155
Bronchitis, acute . . . . .	86,	155
chronic . . . . .	86,	155
fibrinous . . . . .	86,	155
Bronchopneumonia . . . . .	88,	155
Bronchopneumonic tuberculosis, acute . . . . .	47, 88,	136



Bronchus, congenital malformation of.....	86,	189
foreign body in.....	86,	198
parasite in wall of.....	60, 86,	156
stenosis of.....	86,	156
syphilis of.....	86,	137
tuberculosis of.....	86,	136
tumor of, benign.....	95,	97
malignant.....	98,	139
ulcer of.....	86,	156
Brown-Séguard's paralysis.....	57,	144
Bubonic plague.....	44,	134
Buccal cavity, tumor of, malignant.....	98,	137
Building operations, traumatism by.....		109
Bulbar paralysis.....		56
poliomyelitis, acute.....	56,	144
Bunion.....	18, 48,	187
Burn of abdominal wall.....		125
anus.....		115
arm.....		127
back.....		126
bladder.....		124
breast.....		119
buttock.....		127
chest wall.....		126
external ear.....		115
eye.....		116
eyelid.....		116
face.....		128
finger.....		127
foot.....		127
forearm.....		127
gum.....		114
hand.....		127
larynx.....		122
leg.....		127
lip.....		114
mouth.....		114
neck.....		128
nose.....		123
oesophagus.....		114
palate.....		114
penis.....		120
perinaeum.....		129
pharynx.....		114
rectum.....		115



## Burn of—Continued

scalp .....	128
scrotum .....	120
shoulder .....	127
thigh. ....	127
toe .....	127
tongue.....	114
tonsil. ....	114
trachea .....	124
urethra .....	125
uterus .....	121
uvula. ....	114
vagina.....	122
vulva.....	122
Burns .....	110, 196
corrosive .....	110, 196
mechanical .....	110, 196
multiple. ....	129, 196
radium .....	92, 110, 182, 195
x-ray .....	92, 110, 182, 195
Bursa, abscess of .....	18, 187
syphilis of .....	18, 137
tuberculosis of .....	18, 137
tumors of, benign .....	95, 96
malignant. ....	98, 139
wound of, incised. ....	113
lacerated.....	113
punctured.....	113
stab .....	113
Bursae, diseases of .....	18, 187
injuries of .....	113
Bursitis, acute .....	18, 187
chronic.....	18, 187
Buttock, abrasion of .....	127
avulsion of .....	127
burn of .....	127
contusion of .....	127
crush of .....	127
foreign body in.....	127, 198
frostbite of .....	127, 197
haematoma of.....	127
injuries of .....	127
wound of, gunshot.....	127
incised.....	127
lacerated.....	127



## Buttock, wound of—Continued

punctured.....	127
stab.....	127
Cachexia strumipriva.....	38, 155
Caesarean section.....	131
Caffeine poisoning, acute.....	67, 193
chronic.....	67, 142
Caisson disease.....	56, 146
Calcification of cartilage.....	16, 187
Calculus in bladder.....	99, 169
prostate.....	82, 171
ureter, impacted.....	102, 169
urethra, impacted.....	103, 169
of pancreas.....	32, 167
Callositas.....	91, 182
Callus, exuberant.....	18, 186
Cancrum oris.....	28, 181
Cannabis indica poisoning, acute.....	66, 192
chronic.....	66, 142
Cantharides poisoning.....	66, 192
Carate.....	61, 135
Carbolic acid poisoning.....	66, 192
Carbon dioxide poisoning.....	66, 196
industrial.....	66, 141
disulphide poisoning.....	66, 192
industrial.....	66, 141
monoxide poisoning.....	66, 196
industrial.....	66, 141
Carbuncle of.....	44, 181
Carcinoma of.....	98, 137, 138, 139
Cardiac dilatation, acute.....	20, 151
chronic.....	20, 151
palpitation.....	21, 153
valvular disease, chronic.....	20, 151
Cardiospasm.....	34, 159
Caries of bone.....	17, 185
ossicles.....	39, 150
tooth.....	30, 157
Carotid gland, tumor of, benign.....	95, 97
malignant.....	98, 139
Carpus, dislocation of.....	117
Carrier, comma bacillus.....	44, 134
diphtheria bacillus.....	44, 134
typhoid bacillus.....	47, 133



Cartilage, abscess of .....	16, 187
tuberculous .....	16, 137
ankylosis of arytaenoid .....	87, 154
atrophy of .....	16, 187
calcification of .....	16, 187
chondritis of .....	16, 187
costal, dislocation of .....	117
fracture of .....	112
compound .....	112
diseases of .....	16, 187
faulty union of .....	18, 188
hypertrophy of .....	17
injuries of .....	111
intra-articular, dislocation of .....	116
loss of substance of .....	17
nasal, dislocation of .....	123
necrosis of .....	17, 187
ossification of .....	17, 188
parasite of .....	17, 60, 188
perichondritis of .....	16, 187
syphilis of .....	18, 137
tracheal, fracture of .....	124
tuberculosis of .....	18, 137
tuberculous abscess of .....	16, 137
tumors of, benign .....	96
malignant .....	98
Caruncle of urethra .....	96, 103, 170
Castor oil seed poisoning .....	66, 192
Castration, traumatic .....	121
Catalepsy .....	59, 146
Cataract .....	40, 148
Catatonia .....	51, 145
Causes of injuries .....	108, 195
Cellulitis of .....	44, 182
pelvic .....	44, 75, 174, 182
puerperium .....	44, 75, 105, 174, 180
Cercomonas hominis .....	62
Cerebellum, haemorrhage into .....	57, 144
Cerebral arterial sclerosis .....	56, 151
artery, embolism of .....	152
meninges, syphilis of .....	58, 137
tuberculosis of .....	58, 136
meningitis .....	57, 143
pachymeningitis .....	57, 143



Cerebrospinal fever.....	44, 57, 143
meninges, syphilis of.....	58, 137
tuberculosis of.....	58, 136
meningitis.....	57, 143
Cerebrum, haemorrhage into.....	57, 144
Cerumen, accumulation of.....	38, 149
Cervical rib.....	14, 188
Cervix, operative dilatation of.....	132
uteri, hypertrophy of.....	78, 175
laceration of, old.....	78, 175
recent.....	105, 179
Chalazion.....	40, 148
Chancroid of.....	44, 137
penis.....	81, 137
vulva.....	80, 137
Cheek, congenital malformation of.....	14, 189
Cheese poisoning.....	69, 191
Chest, compression of.....	126
Chest wall, abrasion of.....	126
burn of.....	126
contusion of.....	126
foreign body in.....	126, 198
haematoma of.....	126
injuries of.....	126
wound of, gunshot.....	126
incised.....	126
lacerated.....	126
punctured.....	126
stab.....	126
Chicken pox.....	44, 134
Chilblain.....	91, 182
Child, newborn.....	53, 107, 190
stillborn.....	108
Chloasma.....	91, 182
Chloral hydrate poisoning, acute.....	66, 192
chronic.....	66, 142
Chloralamide poisoning.....	66, 192
Chlorate poisoning.....	66, 71, 192, 194, 195
Chlorethyl poisoning.....	66, 192
vapor poisoning.....	66, 196
Chloride of lime poisoning, industrial.....	66, 141
Chlorinated lime poisoning.....	66, 192
soda poisoning.....	66, 193
Chlorine poisoning.....	67, 196
industrial.....	67, 141



Chloroform poisoning.....	67,	193
vapor poisoning .....	67,	196
delayed.....	67,	196
Chloroma.....		98
Chlorosis.....	15,	140
Cholangitis, acute.....	26,	166
chronic.....	26,	166
Cholecystitis, acute.....	26,	166
chronic .....	26,	166
Cholelithiasis.....	26,	165
Cholera, asiatic.....	44,	134
Chondritis of.....	16,	187
Chondrodystrophia foetalis.....	16,	185
Chondroma of.....		95
Chondromalacia .....	48,	186
Chorea.....	59,	146
chronic progressive.....	59,	146
Chorioepithelioma of.....	98, 105, 138,	139
Chorioid, detachment of.....	41,	148
Chorioiditis.....	40,	148
Chromium poisoning .....	67,	193
industrial.....	67,	141
Chromidrosis.....	91,	182
Chrysarobin poisoning.....	67,	193
Chyle cyst of mesentery.....	26, 49,	152
Chylocele, nonfilarial.....	49, 85,	152
Chylothorax.....	49, 90,	152
Chylous ascites, nonfilarial.....	27, 49,	153
Chyluria, nonfilarial.....	50, 101,	168
Cicatricial contraction of.....	47, 52, 91,	182
Cicatrix of skin .....	91,	182
Ciliary muscle, cramp of.....	40,	148
Cinchona poisoning.....	67,	193
Circulatory system, congenital malformation of...14,		188
diseases of.....	18,	150
injuries of .....		113
Cirrhosis of liver, atrophic.....	25,	165
hypertrophic.....	25,	165
Cirroid aneurysm of.....	18,	151
Claudication, intermittent .....	19,	151
Clavicle, dislocation of.....		116
fracture of.....		111
compound.....		111
Clavus.....	91,	182
Cleaning and dressing of.....		131



Clitoris, adhesions about.....	79, 175
hypertrophy of.....	80, 176
Coca poisoning, acute.....	67, 193
chronic.....	67, 142
Cocaine poisoning, acute.....	67, 193
chronic.....	67, 142
Coccidiasis of.....	44, 61, 62, 162
Cocculus indicus poisoning.....	67, 193
Coccyx, dislocation of.....	117
fracture of.....	111
Codeine poisoning, acute.....	70, 194
chronic.....	70, 142
Coffee poisoning.....	67, 142
Colchicine poisoning.....	67, 193
Colchicum poisoning.....	67, 193
Cold, extreme, exposure to.....	110, 129, 197
Colic, renal.....	101, 169
ureteral.....	101, 103, 169
Colitis, acute (2 yrs. +).....	22, 161
— 2 yrs.....	22, 160
chronic (2 yrs +).....	22, 161
— 2 yrs.....	22, 160
Colles' fracture.....	112
Color blindness.....	42, 149
vision, perverted.....	42, 149
Comedo.....	91, 182
Comma bacillus carrier.....	44, 134
Compression of brain.....	118
chest.....	126
nerve.....	119
spinal cord.....	119
Concretion in salivary duct.....	30, 157
gland.....	30, 157
seminal vesicle.....	83, 172
Concretions, preputial.....	81, 173
Concussion of brain.....	118
spinal cord.....	119
Conditions, miscellaneous.....	52
obstetrical.....	104, 178
Condyloma, nonspecific.....	96
Conflagration.....	108, 109, 110, 130, 195, 196
Congenital abnormalities.....	14, 188
absence of.....	14, 188
amputation of.....	14, 188
dislocation of—joint.....	14, 48, 116, 189



## Congenital—Continued

emphysema, pulmonary.....	88, 156
fistula of.....	14, 189
fracture of.....	14, 111, 189
malformation of abdominal wall.....	14, 189
anus.....	33, 189
appendix.....	21, 189
arm.....	14, 189
artery.....	19, 189
bladder.....	99, 190
bone.....	16, 188
brain.....	56, 189
bronchus.....	86, 189
cheek.....	14, 189
circulatory system.....	14, 189
diaphragm.....	14, 189
digestive system.....	14, 189
ductless glands.....	14, 189
ear.....	14, 38, 189
external ear.....	14, 38, 189
eye.....	14, 40, 189
eyelid.....	14, 40, 189
face.....	14, 189
Fallopian tube.....	75, 189
fascia.....	55, 189
foot.....	15, 189
forearm.....	14, 189
gallbladder.....	14, 26, 189
gallducts.....	14, 26, 189
hair.....	15, 91, 190
hand.....	14, 189
heart.....	19, 189
intestine.....	22, 189
joint.....	14, 48, 189
kidney.....	101, 190
larynx.....	87, 189
leg.....	15, 189
lip.....	14, 28, 189
liver.....	14, 25, 189
lower jaw.....	14, 189
lung.....	88, 189
lymphatic system.....	15, 189
mammary gland.....	74, 189
muscular system.....	15, 189
nails.....	15, 95, 189
nervous system.....	15, 189



## Congenital malformation of—Continued

nose .....	14, 89, 189
oesophagus .....	31, 189
ovary .....	75, 189
palate .....	14, 28, 189
pancreas.....	32, 189
pelvic girdle.....	15, 105, 178
	179, 189
penis .....	81, 189
pharynx .....	29, 189
prostate .....	82, 189
rectum .....	33, 189
reproductive organs, female	
	15, 189
male	
	15, 189
respiratory system....	15, 189
salivary duct.....	30, 189
gland .....	30, 189
scrotum .....	82, 189
seminal vesicle.....	83, 189
shoulder girdle.....	15, 190
skin.....	15, 91, 190
skull .....	15, 189
spinal column.....	15, 189
cord.....	56, 189
spleen .....	36, 189
stomach .....	34, 189
suprarenal gland.....	37, 189
testicle.....	84, 189
thorax .....	15, 190
thyreoid gland.....	37, 189
tongue.....	30, 157
trachea.....	86, 189
ureter.....	102, 190
urethra.....	103, 190
urinary organs .....	15, 190
uterus .....	77, 189
uvula .....	14, 28, 189
vagina.....	78, 189
vein .....	19, 189
vulva.....	80, 189
phimosis.....	81, 173
pulmonary emphysema.....	88, 156
talipes.....	15, 189
Congestion of kidney.....	101, 168
lung, acute.....	88, 156



Conium poisoning .....	67,	193
Conjunctiva, haemorrhage under, (nontraumatic) ..	41,	148
traumatic .....		116
hyperaemia of .....	41,	148
Conjunctivitis, acute .....	40,	147
chronic .....	40,	147
phlyctenular .....	40,	147
trachomatous .....	40,	147
Constipation .....	23,	164
Constitutional inferiority .....	51,	144
psychopathic state .....	51,	144
Contraction, Dupuytren's .....	55,	187
of, cicatricial .....	47, 52,	91, 182
Contracture of fascia .....	55,	187
joint. ....	48,	186
muscle .....	55,	187
Contusion of abdominal wall .....		125
anus .....		115
arm .....		127
artery .....		113
back .....		126
bone .....		111
brain .....		118
breast .....		119
buttock .....		127
chest wall .....		126
external ear .....		115
eyeball .....		116
eyelid .....		116
face .....		128
finger .....		127
foot .....		127
forearm .....		127
gallbladder .....		114
gum. ....		114
hand .....		127
intestine. ....		114
joint .....		116
kidney .....		124
leg .....		127
lip .....		114
liver .....		114
mesentery .....		114
mouth .....		114
muscle .....		118
neck .....		128



## Contusion of—Continued

nerve.....	119
nose.....	123
omentum.....	114
palate.....	114
pancreas.....	114
penis.....	120
perinaeum.....	129
peritoneum.....	114
pharynx.....	114
scalp.....	128
scrotum.....	120
shoulder.....	127
spinal cord.....	119
stomach.....	114
testicle.....	121
thigh.....	127
toe.....	127
tongue.....	114
uterus.....	121
uvula.....	114
vein.....	113
vulva.....	122
Contusions, multiple.....	129
Convulsions, infantile (— 5 yrs.).....	59, 146
Convulsive tic.....	60, 147
Coördinated tic.....	60, 147
Copaiba poisoning.....	67, 193
Copper poisoning.....	67, 193
Cord, spermatic, diseases of.....	84, 172
spinal, diseases of.....	56, 143
umbilical, haemorrhage from.....	107, 190
Cordite poisoning.....	67, 193
Cornea, staphyloma of.....	42, 149
ulcer of.....	42, 149
Cornu.....	91, 182
Coronary artery, embolism of.....	20, 152
Corpus cavernosum, sclerosis of.....	81, 173
Corrosive burns.....	110, 196
Costal cartilage, dislocation of.....	117
fracture of.....	112
compound.....	112
Cough, spasmodic laryngeal.....	87, 154
Cowper's gland, abscess of.....	81, 171
gonococcus infection of.....	81, 137, 171



## Cowper's gland—Continued

tuberculosis of.....	81, 137
glands, diseases of.....	81, 171
Coxa valga.....	48, 186
vara.....	48, 186
Cramp of ciliary muscle.....	40, 148
muscle.....	55, 187
Cramps, heat.....	130, 197
Cranial nerves, diseases of.....	58, 146
injuries of.....	119
Creatoxismus.....	67, 191
Creolin poisoning.....	67, 193
Creosote poisoning.....	67, 193
Cretinism.....	38, 52, 145, 146
Cribbing.....	34, 159
Crisis of, vascular.....	19, 151
Croton oil poisoning.....	67, 193
Crush of arm.....	127
buttock.....	127
finger.....	127
foot.....	127
forearm.....	127
hand.....	127
leg.....	127
shoulder.....	127
thigh.....	127
toe.....	127
Crushing, traumatism by other.....	109, 197
Cryptococcus.....	61, 135
Curare poisoning.....	67, 193
Curvature of spine.....	17, 48, 137
Cutting instrument, traumatism by.....	110, 196
Cyanide poisoning.....	68, 193
industrial.....	68, 141
Cyanogen poisoning.....	68, 196
industrial.....	68, 141
Cyclic vomiting.....	36, 160
Cyclitis.....	40, 148
Cyst, branchial.....	14, 188
dermoid.....	96
retention, of.....	96
sebaceous.....	96
of Bartholin's gland.....	80, 175
brain.....	56, 146
kidney.....	101, 168



## Cyst of—Continued

lingual duct, retention .....	30,	157
mesentery, chyle .....	26,	152
vagina .....	78,	175
Cysticercus of .....	64,	163
Cystinuria .....	52,	168
Cystitis, acute .....	99,	170
chronic .....	99,	170
Cystocele .....	79,	176
Cystoma of .....	95	
Dacryoadenitis .....	40,	148
Dacryocystitis .....	40,	148
Deafmutism .....	38,	149
Deafness .....	38,	149
Decapitation .....	129	
Deciduoma malignum .....	98	
Deep sea diving, traumatism in .....	109	
Deformed pelvis, parturition .....	105,	179
pregnancy .....	105,	178
Deformities, congenital. <i>See</i> Congenital malformations		
Deformity of bladder, acquired .....	99,	170
external ear, acquired .....	38,	150
liver, acquired .....	25,	166
nose, acquired .....	89,	154
palate, acquired .....	29,	185
penis, acquired .....	81,	172
stomach, acquired .....	34,	159
urethra, acquired .....	103,	170
Degeneration of muscle .....	55,	187
Delayed chloroform vapor poisoning .....	67,	196
union of bone .....	18,	186
Deleterious gases, absorption of, non-industrial .....	110,	130,
		190
Delhi boil .....	46,	183
Delivery, premature .....	107,	179
Delphinium poisoning .....	67,	193
Dementia, alcoholic .....	51,	145
(cause unknown) .....	51,	145
paralytica .....	51,	145
praecox .....	51,	145
catatonia .....	51,	145
paranoid form .....	51,	145
hebephrenia .....	51,	145



Dengue	44,	134
Dentition	53,	198
Deprivation of water	53,	197
Derangement of liver, functional	25,	166
Dermatitis actinica	92,	182
exfoliativa	92, 94,	182, 184
gangrenosa	92,	181
herpetiformis	92,	182
medicamentosa	92,	182
papillaris capillitii	92,	183
repens	92,	183
traumatica	92,	183
venenata	71, 92,	183
Dermoid cyst		96
Detachment of chorioid	41,	148
retina	41,	148
Deviation of nasal septum	89,	154
Diabetes insipidus	53,	140
mellitus	53,	139
Diaphragm, congenital malformation of	14,	189
Diaphragmatic hernia	43,	163
Diarrhoea, flagellate	24, 45, 62,	161, 162
nervous	24,	165
Dibothriocephalus latus	64,	162
Diet regulation	53,	190
Digestive system, congenital malformation of	14,	189
diseases of	21,	157
injuries of		114
tumors of, benign	95,	96
malignant	98, 137,	138
Digitalis poisoning	68,	193
Dilatation, acute cardiac	20,	151.
chronic cardiac	20,	151
of oesophagus	31,	158
stomach, acute	34,	159
chronic	34,	159
operative, of cervix		132
Dinitrobenzol poisoning, industrial	68,	141
Diocetophyme renale		63
Dionine poisoning, acute	70,	194
chronic	70,	142
Diphtheria	40, 44, 52,	134, 147
bacillus carrier	44,	134
Discomyces		61
Maduræ		61
Rosenbachi		61
(unclassified)		61



Discomycosis of.....	44, 61, 135
Disease, Addison's.....	37, 140
amyloid.....	25, 36, 52, 100, 140, 165, 166, 168
Banti's.....	15, 140
caisson.....	56, 146
chronic cardiac valvular.....	20, 151
foot and mouth.....	45, 134
Hodgkin's.....	50, 140
Ménière's.....	39, 58, 150
Mikulicz's.....	53, 157
Morvan's.....	57, 143
Pott's.....	16, 18, 136, 185
Raynaud's.....	54, 181
Stokes-Adams'.....	20, 153
Werlhof's.....	16, 139
Diseases, miscellaneous.....	52
obstetrical.....	104, 178
of accessory sinuses of nose.....	90, 185
alveoli.....	30, 157
anus.....	32, 164
appendix.....	21, 163
bladder.....	99, 170
blood.....	15, 140
bones.....	16, 186
brain.....	56, 143
bronchi.....	86, 155, 156
bursae.....	18, 187
cartilages.....	16, 187
circulatory system.....	18, 150
Cowper's glands.....	81, 171
cranial nerves.....	58, 146
digestive system.....	21, 157
ductless glands.....	36, 140, 153, 155
ear.....	38, 149
endocardium and valves.....	20, 151
epididymis.....	84, 172
epiglottis.....	86, 154
eye and annexa.....	39, 147
Fallopian tubes.....	75, 175
fasciae.....	55, 187
female reproductive organs.....	73, 173
gallbladder.....	25, 165
gallducts.....	25, 165
gums.....	30, 157
hair.....	91, 182



## Diseases of—Continued

heart	19,	151
valves	20,	151
infective	43,	133
intestine	22,	160
joints	47,	186
kidney	100,	167
larynx	86,	154
lips		28
liver	25,	165
lung	87,	155, 156
lymphatic system	49,	152
male reproductive organs	81,	171
mammary gland	73,	173
meninges	56,	143
mesentery	26,	152
mind	51,	144
mouth	28,	157
muscles	55,	187
myocardium	20,	151
nails	95,	184
nasal passages	89,	154
nervous system	56,	143
nose	89,	154
oesophagus	31,	158
omentum	26,	166
ovaries	75,	175
palate	28,	158
pancreas	32,	167
parathyreoid gland	36,	153
penis	81,	172
pericardium	21,	150
peritoneum	27,	166
pharynx	29,	158
pineal gland		36
pituitary body	36,	140
pleura	90,	155
prostate gland	82,	171
rectum	32,	164
reproductive organs	73,	171
respiratory system	86,	154
salivary ducts	30,	157
glands	30,	157
scrotum	82,	171
seminal vesicles	83,	172



## Diseases of—Continued

skin.....	91, 182
spermatic cord.....	84, 172
spinal cord.....	56, 143
nerves.....	58, 146
spleen.....	36, 166
stomach.....	34, 159
suprarenal glands.....	37, 140, 153
teeth.....	30, 157
tendons.....	55, 187
tendon sheaths.....	55, 187
testicles.....	84, 172
thymus gland.....	37, 153
thyreoid gland.....	37, 155
tongue.....	30, 157
tonsils.....	31, 158
trachea.....	86, 155, 156
tunica vaginalis.....	85, 172
ureter.....	102, 168, 169, 170
urethra.....	103, 170
urinary organs.....	99, 167
uterine ligaments.....	75, 175
uterus.....	77, 174
uvula.....	28, 158
vagina.....	78, 175
vulva.....	79, 175
Dislocation about ankle.....	116
wrist.....	117
congenital, of.....	14, 48, 116, 189
of carpus.....	117
clavicle.....	116
coccyx.....	117
costal cartilage.....	117
elbow.....	116
eyeball.....	116
fibula, upper end of.....	116
finger.....	116
hip.....	116
hyoid bone.....	116
inferior maxilla.....	116
intra-articular cartilage.....	116
knee.....	116
lens.....	116
metacarpus.....	117
metatarsus.....	117



## Dislocation of—Continued

muscle .....	118
nasal cartilage .....	123
occiput from atlas .....	117
patella .....	117
pelvis .....	117
rib .....	117
shoulder .....	117
sternum .....	117
tarsus .....	117
tendon .....	118
testicle .....	121
thumb .....	116
toe .....	117
vertebra .....	117
Dislocations (cause not classified) .....	110, 198
Displacement of Falloppian tube .....	75, 175
liver .....	25, 166
nerve .....	119
ovary .....	75, 175
uterus .....	77, 174
pregnancy .....	105, 178
puerperium .....	77, 105, 180
Disseminated myelitis .....	57, 144
sclerosis .....	58, 144
suppurative nephritis .....	102, 169
Distoma pulmonale .....	63, 162
Diverticulitis .....	23, 164
Diverticulum of intestine, acquired .....	23, 164
oesophagus .....	31, 158
Diving, deep sea, traumatism in .....	109
Docks, traumatism in .....	109
dry, traumatism in .....	109
Donor, blood .....	52, 199
operation on .....	131
skin .....	54, 199
operation on .....	131
Dracontiasis .....	61, 62, 93, 184
Dressing of, cleaning and .....	131
Drowning .....	110, 129, 196
Dry docks, traumatism in .....	109
Duboisia poisoning .....	68, 193
Duct, lingual, retention cyst of .....	30, 157
nasal, fistula of .....	41, 148
stenosis of .....	42, 149







Ear, injuries of .....	115
parasite of .....	39, 60, 150
syphilis of .....	39, 137
tuberculosis of .....	39, 137
tumors of, benign .....	95, 97
malignant .....	98, 139
Earthquakes, traumatism by .....	109
Echinococcus of .....	64, 163
brain .....	64, 163
liver .....	25, 64, 163, 165
Eclampsia, parturition .....	107, 180
pregnancy .....	107, 180
puerperium .....	107, 180
Ecthyma .....	92, 183
Ectropion .....	41, 148
Eczema .....	92, 183
seborrhoicum .....	92, 183
Effects of electricity, industrial .....	109, 197
nonindustrial .....	109, 110, 197
heat in engine rooms .....	109, 130, 197
laundries .....	109, 130, 197
Egg albumin poisoning .....	68, 191
Eimeria stiedae .....	62, 162
Elaterin poisoning .....	68, 193
Elaterium poisoning .....	68, 193
Elbow, dislocation of .....	116
Electric railroads, traumatism by (extraurban) ..	109, 197
shock, injury from .....	129, 197
Electricity, effects of, industrial .....	109
nonindustrial .....	110
traumatism by .....	109, 197
Elephantiasis of, nonfilarial .....	50, 183
scrotum, nonfilarial .....	82, 183
vulva, nonfilarial .....	80, 183
Elevated railroads, traumatism by .....	109
Elevators, traumatism by freight .....	109
passenger .....	109
Elongation of uvula .....	29, 158
Embolism, air .....	129
of .....	19, 152
cerebral artery .....	57, 152
coronary artery .....	20, 152
mesenteric artery .....	23, 26, 152
puerperium .....	19, 105, 152, 180
pulmonary artery .....	88, 152
retinal artery .....	41, 152



Embryotomy .....	131
Emissions, seminal.....	73, 173
Emphysema, congenital pulmonary.....	88, 156
pulmonary interlobular.....	88, 156
senile pulmonary.....	88, 156
traumatic.....	129
Encephalitis, acute.....	57, 143
Endocarditis, acute.....	20, 151
chronic.....	20, 151
Endocardium, diseases of.....	20, 151
gonococcus infection of.....	20, 137
Endometritis, acute.....	77, 174
puerperium.....	77, 105, 180
chronic.....	77, 174
Endometrium, gonococcus infection of.....	77, 137
Endomyces albicans.....	62
Endothelioma of.....	98, 137, 138, 139
Endotrachelitis, chronic.....	77, 174
Engine rooms, effects of heat in.....	109
Enlargement of prostate.....	82, 171
Entamoeba coli.....	60, 161
histolytica.....	60, 161
Entamoebiasis.....	45, 60, 161
Entamoebic abscess of.....	60, 161
liver.....	25, 60, 165
dysentery.....	22, 24, 45, 60, 61, 134, 161
Enteralgia.....	24, 165
Enteritis, acute (2 yrs +).....	23, 161
— 2 yrs.....	23, 160
catarrhal.....	23, 160, 161
chronic (2 yrs +).....	23, 161
— 2 yrs.....	23, 160
phlegmonous.....	23, 160, 161
ulcerative.....	23, 160, 161
Enterocolitis (2 yrs +).....	23, 161
— 2 yrs.....	23, 160
Enterolith.....	23, 164
Enteroparesis.....	24, 165
Enterospasm.....	24, 165
Entropion.....	41, 148
Enuresis, functional.....	100, 170
Epidemic meat poisoning.....	45, 191
Epididymis, abscess of.....	84, 172
diseases of.....	84, 172
gonococcus infection of.....	84, 137, 172



Epididymis, syphilis of .....	85, 137
tuberculosis of .....	85, 137
Epididymitis, acute .....	85, 172
chronic .....	85, 172
Epidural haemorrhage .....	57, 144
Epigastric hernia .....	43, 163
strangulated .....	43, 163
Epiglottitis .....	87, 154
Epiglottis, adhesion of .....	86, 154
diseases of .....	86, 154
tumors of, benign .....	95, 97
malignant .....	98, 139
ulcer of .....	87, 155
Epilation, traumatic .....	128
Epilepsy .....	59, 145
Jacksonian .....	59, 146
laryngeal .....	87, 154
Epileptic psychosis .....	52, 59, 145
Epinephrin poisoning .....	68, 193
Epiphora .....	41, 148
Epiphyseal separation of, traumatic .....	111
Epiphysitis of, acute .....	17, 185
chronic .....	17, 185
Episcleritis .....	42, 149
Epistaxis .....	89, 153
Epithelioma of .....	98, 137, 138, 139
Epulis .....	95
Ergot poisoning, acute .....	68, 193
chronic .....	68, 142
Errors of accommodation .....	40, 147
refraction .....	40, 147
Erysipelas .....	45, 134
Erysipeloid .....	61, 62, 93, 135
Erythema multiforme .....	92, 183
nodosum .....	92, 183
scarlatiniforme .....	92, 183
simplex .....	92, 183
Erythrasma .....	62, 93, 135
Erythromelalgia .....	53, 181
Ether poisoning, acute .....	68, 193
chronic .....	68, 142
vapor poisoning .....	68, 196
Ethmoidal sinusitis .....	90, 185
Eustachian salpingitis, acute .....	38, 150
chronic .....	38, 150



Eustrongylus gigas, <i>see</i> strongylus gigas .....	63
Exhaustion from over-exertion and exposure. 110, 129, 197	
heat .....	130, 197
Exhaustive, infective, and toxic psychosis .....	51, 145
Exophthalmic goitre .....	38, 140, 155
Exostosis .....	17, 96, 185
Exploratory operation .....	131
Explosives, traumatism by .....	110
Exposure and over-exertion, exhaustion from. 110, 129, 197	
to extreme cold .....	110, 129, 197
Extract, parathyreoid, poisoning .....	70, 194
thymus, poisoning .....	72, 195
thyreoid, poisoning .....	72, 195
Extraction of tooth for .....	131
Extrauterine gestation .....	75, 105, 178
Extravasation of urine .....	103, 170
Extreme cold, exposure to .....	110, 129, 197
multiple injuries .....	129
Exuberant callus .....	18, 186
Eye, abrasion of .....	116
abscess of .....	39, 147
burn of .....	116
congenital malformation of .....	14, 40, 189
diseases of .....	39, 147
foreign body in .....	116, 148
gonococcus infection of .....	40, 108, 136, 147, 190
injuries of .....	116
parasite of .....	42, 60, 149
syphilis of .....	42, 137
tuberculosis of .....	42, 137
tumors of, benign .....	95, 97
malignant .....	98, 139
ulcer of .....	42, 149
wound of, gunshot .....	116
incised .....	116
lacerated .....	116
punctured .....	116
stab .....	116
Eyeball, contusion of .....	116
dislocation of .....	116
haemorrhage into .....	116
Eyelid, abrasion of .....	116
abscess of .....	39, 147
burn of .....	116
congenital malformation of .....	14, 40, 189



Eyelid, contusion of.....	116
injuries of.....	116
wound of, gunshot.....	116
incised.....	116
lacerated.....	116
punctured.....	116
stab.....	116
Face, abrasion of.....	128
burn of.....	128
congenital malformation of.....	14, 189
contusion of.....	128
foreign body in.....	128, 198
fracture of bones of.....	111
compound.....	111
frostbite of.....	115, 123, 128, 197
haematoma of.....	128
injuries of.....	128
wound of, gunshot.....	128
incised.....	128
lacerated.....	128
punctured.....	128
stab.....	128
Factories, traumatism by machines in.....	109
Faecal fistula.....	23, 164
Faeces, impacted.....	23, 165
Fall, traumatism by.....	110, 197
Fallopian tube, congenital malformation of.....	75, 189
displacement of.....	75, 175
diseases of.....	75, 175
gonococcus infection of.....	76, 137, 176
syphilis of.....	77, 137
tuberculosis of.....	77, 137
Farcy.....	45, 135
Fascia, congenital malformation of.....	55, 189
contracture of.....	55, 187
diseases of.....	55, 187
tumors of, benign.....	95, 96
malignant.....	98, 139
Fatty heart.....	20, 151
liver.....	25, 165
Faulty union of bone.....	18, 186
cartilage.....	18, 186
Favus.....	60, 62, 93, 135
Female reproductive organs, diseases of.....	73, 173
functional disturbances of.....	73



Femoral hernia.....	43, 163
strangulated.....	43, 163
Femur, fracture of.....	111
compound.....	111
Fermentation, gastric.....	34, 159
intestinal (2 yrs. +).....	23, 161
(— 2 yrs.).....	23, 160
Fever, cerebrospinal.....	44, 57, 143
haemoglobinuric.....	45, 101, 168
hay.....	89, 156
Malta.....	45, 133
Mexican typhus.....	46, 135
miliary.....	46, 134
of unknown cause.....	45, 198
pappataci.....	46, 135
relapsing.....	46, 133
rheumatic, acute.....	46, 51, 139
subacute.....	46, 51, 139
Rocky Mountain spotted.....	46, 135
scarlet.....	46, 101, 134, 167
thermic.....	130, 197
typhoid.....	47, 51, 52, 133, 145
typhus.....	47, 133
urethral, traumatic.....	104, 125, 171
yellow.....	47, 134
Fibrinous pleurisy, acute.....	90, 155
Fibroma of.....	95
skin.....	92, 95, 183
Fibrous pleurisy, chronic.....	90, 155
Fibula, dislocation of upper end of.....	116
Filaria.....	62
Bancrofti.....	62
Medinensis.....	62, 184
(unclassified).....	62
Filariæ.....	62
Filariasis.....	45, 49, 50, 62, 80, 82, 101, 134, 168
Finger, abrasion of.....	127
amputation of, accidental.....	127
avulsion of.....	127
burn of.....	127
contusion of.....	127
crush of.....	127
dislocation of.....	116
foreign body in.....	127, 198



## Finger—Continued

frostbite of	127, 197
haematoma of	127
injuries of	127
mallet	56, 188
nail, avulsion of	127
trigger	49, 188
wound of, gunshot	127
incised	128
lacerated	128
punctured	128
stab	128
Firearms, traumatism by	110, 196
Fireworks, traumatism by	110
Fish poisoning	68, 191
venom poisoning	68, 192
Fissure of anus	33, 164
nipple	74, 177
puerperium	74, 105, 177, 180
skin	92, 183
Fistula, biliary	26, 166
congenital, of	14, 189
faecal	23, 164
in ano	33, 164
intestino-ureteral	33, 103, 170
intestino-uterine	33, 77, 164
intestinovesical	33, 99, 164
mastoid	39, 185
of bladder	99, 170
kidney	101, 168
lacrymal sac	41, 148
larynx	87, 154
mammary gland	74, 177
puerperium	74, 105, 177, 181
nasal duct	41, 148
salivary duct	30, 157
gland	30, 157
thoracic duct	50, 153
trachea	86, 156
ureter	103, 170
urethra	104, 171
rectourethral	33, 104, 171
rectovaginal	33, 78, 164
thoracointestinal	91, 155
ureterovaginal	78, 103, 170



## Fistula—Continued

ureterovesical. ....	99, 103, 170
urethrovaginal. ....	78, 104, 171
urethrovesical. ....	100, 104, 171
utero vaginal. ....	78, 175
utero vesical. ....	78, 100, 171
vesicovaginal. ....	78, 100, 171
Flagellata. ....	62, 162
Flagellate diarrhoea. ....	24, 45, 62, 161, 162
Floods, traumatism by. ....	109
Follicular amygdalitis, acute. ....	31, 158
Folliculitis decalvans. ....	92, 183
Foot, abrasion of. ....	127
amputation of, accidental. ....	127
and mouth disease. ....	45, 134
avulsion of. ....	127
burn of. ....	127
congenital malformation of. ....	15, 189
contusion of. ....	127
crush of. ....	127
foreign body in. ....	127, 198
fracture of bones of. ....	111
compound. ....	111
frostbite of. ....	127, 197
haematoma of. ....	127
injuries of. ....	127
wound of, gunshot. ....	127
incised. ....	127
lacerated. ....	127
punctured. ....	127
stab. ....	127
Forceps. ....	132
Forearm, abrasion of. ....	127
amputation of, accidental. ....	127
avulsion of. ....	127
burn of. ....	127
congenital malformation of. ....	14, 189
contusion of. ....	127
crush of. ....	127
foreign body in. ....	127, 198
fracture of bones of. ....	111
compound. ....	111
frostbite of. ....	127, 197
haematoma of. ....	127



## Forearm—Continued

injuries of.....	127
wound of, gunshot.....	127
incised.....	128
lacerated.....	128
punctured.....	128
stab.....	128
Foreign body in abdominal cavity.....	114
wall.....	126, 198
appendix.....	22, 164
arm.....	127, 198
auditory canal.....	38, 150
back.....	126, 198
bladder.....	100, 170
bone.....	111
brain.....	118, 198
breast.....	119, 198
bronchus.....	86, 198
buttock.....	127, 198
chest wall.....	126, 198
eye.....	116, 148
face.....	128, 198
finger.....	127, 198
foot.....	127, 198
forearm.....	127, 198
frontal sinus.....	90, 185
gallbladder.....	114
gallduct.....	114
gum.....	114
hand.....	127, 198
heart.....	113
intestine.....	23, 164
joint.....	117, 186
kidney.....	124, 198
larynx.....	87, 198
leg.....	127, 198
lip.....	114
liver.....	114
lung.....	123, 198
maxillary sinus.....	90, 185
mesentery.....	114
muscle.....	118, 198
nasal passage.....	89, 198
neck.....	128, 198



## Foreign Body in—Continued

nerve.....	119,	198
oesophagus.....	31,	158
omentum.....	114,	198
palate.....	114,	198
pancreas.....	114,	198
penis.....	120,	198
pericardial sac.....	113,	198
perinaeum.....	129,	198
peritoneum.....	114,	198
pharynx.....	29,	198
pleural cavity.....	123,	198
rectum.....	33,	164
salivary duct.....	114,	198
gland.....	114,	198
scalp.....	128,	198
scrotum.....	120,	198
shoulder.....	127,	198
spinal cord.....	119,	198
spleen.....	124,	198
stomach.....	34,	159
thigh.....	127,	198
toe.....	127,	198
tongue.....	114,	198
tonsil.....	114,	198
trachea.....	86,	198
ureter.....	103,	168
urethra.....	104,	171
uvula.....	114,	198
vagina.....	79,	198
vulva.....	122,	198
Forest fires.....	108,	195
Formaldehyde poisoning.....	68,	193, 196
industrial.....	68,	141
Fracture, about ankle joint.....	111	
compound.....	111	
wrist joint.....	112	
compound.....	112	
Colles'.....	112	
congenital, of.....	14, 111,	189
Pott's.....	111	
of bone, congenital.....	14, 111,	189
bones of face.....	111	
compound.....	111	



## Fracture of bones of—Continued

foot.....	111
compound.....	111
forearm.....	111
compound.....	111
hand.....	111
compound.....	111
leg.....	112
compound.....	112
clavicle.....	111
compound.....	111
coccyx.....	111
costal cartilage.....	112
compound.....	112
femur.....	111
compound.....	111
humerus.....	112
compound.....	112
hyoid.....	112
compound.....	112
larynx.....	122
maxilla, inferior.....	112
compound.....	112
nasal septum.....	123
patella.....	112
compound.....	112
pelvis.....	112
compound.....	112
penis.....	120
rib.....	112
compound.....	112
sacrum.....	112
compound.....	112
scapula.....	112
compound.....	112
skull.....	112, 118
compound.....	112, 118
sternum.....	112
compound.....	112
tooth.....	114
tracheal cartilage.....	124
vertebra.....	112, 119
compound.....	112, 119
Fractures (cause not classified).....	110, 111, 198
Fragilitas ossium.....	17, 185



Framboesia .....	47,	135
Freckles .....	93,	183
Freezing, injuries by .....		110
Freight elevators, traumatism by .....		109
Frontal sinus, foreign body in .....	90,	185
parasite of .....	60, 90,	186
sinusitis .....	90,	185
Frostbite of arm .....	127,	197
buttock .....	127,	197
external ear .....	115, 128,	197
face .....	115, 123, 128,	197
finger .....	127,	197
foot .....	127,	197
forearm .....	127,	197
hand .....	127,	197
leg .....	127,	197
nose .....	123, 128,	197
penis .....	120,	197
scrotum .....	120,	197
shoulder .....	127,	197
thigh .....	127,	197
toe .....	127,	197
Functional derangement of liver .....	25,	166
disturbance of female sexual organs .....		73
male sexual organs .....		73
enuresis .....	100,	170
nervous disorders .....	59,	146
Fungi .....	60,	135
Furunculosis .....	45,	181
Fusel oil poisoning .....	65,	192
Galactoceles .....	74,	181
Galactorrhoea .....	74,	181
Gallbladder, adhesions about .....	26,	165
congenital malformation of .....	14, 26,	189
contusion of .....		114
diseases of .....	25,	165
foreign body in .....		114
injuries of .....		114
parasite of .....	26, 60,	166
rupture of .....		114
tumors of, benign .....	95,	96
malignant .....	98,	138
wound of, gunshot .....		114
incised .....		114



## Gallbladder, wound of—Continued

	lacerated. ....	114
	punctured. ....	114
	stab. ....	114
Gallduct, foreign body in. ....		114
injuries of. ....		114
parasite of. ....	26, 60,	166
rupture of. ....		114
stenosis of. ....	26,	166
tumors of, benign. ....	95,	96
malignant. ....	98,	138
wound of, gunshot. ....		114
incised. ....		114
lacerated. ....		114
punctured. ....		114
stab. ....		114
Gallducts, congenital malformation of. ....	14, 26,	189
diseases of. ....	25,	165
Ganglion. ....	56,	187
Gangosa. ....	45,	134
Gangrene of. ....	53,	181
infective. ....	45, 53,	181
lung. ....	88,	156
scrotum, infective. ....	83,	181
testicle. ....	85,	181
Gangrenous stomatitis. ....	28,	181
Garrulitas vulvae. ....	80,	175
Gas poisoning, illuminating. ....	66, 69,	196
industrial. ....	66, 69,	141
marsh. ....	69,	196
industrial. ....	69,	141
nitrous, industrial. ....	70,	142
sewer. ....	71,	196
industrial. ....	71,	142
Gaseous tumor of parotid. ....	30,	157
Gases, absorption of deleterious, nonindustrial. ....	110,	130,
		196
Gasoline poisoning. ....	68,	193,
industrial. ....	68,	141
Gastric fermentation. ....	34,	159
Gastritis, catarrhal, acute. ....	34,	159
chronic. ....	34,	159
phlegmonous, acute. ....	34,	159
Gastroduodenitis (2 yrs. +). ....	35,	161
(— 2 yrs.) ....	35,	160



Gastroenteritis (2 yrs. +).....	23, 35,	161
(— 2 yrs.) .....	23, 35,	160
Gastroptosis .....	35,	159
Gelsemium poisoning .....	68,	193
General arterial sclerosis.....	18, 19, 54,	151, 191
paralysis of the insane.....	51,	144
Genital organs, female, tumors of, benign..	96, 97,	173, 175
malignant .....	98,	138
Genu recurvatum.....	17, 48,	186
valgum.....	17, 48,	186
varum.....	17, 48,	186
German measles.....	45,	135
Gestation, extrauterine.....	75,	105, 178
Gigantism .....	53,	140
Gingivitis.....	30,	157
Gland, Bartholin's, abscess of .....	79,	175
cyst of .....	80,	175
gonococcus infection of... ..	79, 137,	175
carotid, diseases of .....		36
tumors of, benign.....	95,	97
malignant .....	98,	139
Cowper's, abscess of.....	81,	171
diseases of .....	81,	171
gonococcus infection of ...	81, 137,	171
ductless, diseases of.....	36, 140,	153, 155
tumors of, benign.....	95,	97
malignant .....	98,	139
mammary, abscess of .....	73,	177
puerperium..	73, 104,	177, 180
atrophy of .....	74,	180
congenital malformation of ...	74,	189
diseases of.....	73,	177
fistula of.....	74,	177
puerperium..	74, 105,	177, 181
hypertrophy of .....	74,	177
injuries of, <i>see</i> Breast.		
neurosis of .....	74,	178
parasite of.....	60, 74,	178
syphilis of.....	74,	137
tuberculosis of.....	74,	137
tumors of, benign.....	95,	97
malignant .....	98,	138
parathyreoid, diseases of.....	36,	153
haemorrhage into .....	36,	153
tumors of, benign .....	95,	97
malignant.....	98,	139



## Gland—Continued

pineal, diseases of .....	36
tumors of, benign .....	95, 97
malignant .....	98, 139
prostate, diseases of .....	82, 171
tumors of, benign .....	95, 97
malignant .....	98, 139
salivary, diseases of .....	30, 157
injuries of .....	114
tumors of, benign .....	95, 96
malignant .....	98, 137
suprarenal, congenital malformation of .....	37, 189
diseases of .....	37, 140, 153
haemorrhage into .....	37, 153
syphilis of .....	37, 137
tuberculosis of .....	37, 140
tumors of, benign .....	95, 97
malignant .....	98, 139
thymus, diseases of .....	37, 153
persistent .....	37, 153
syphilis of .....	37, 137
tuberculosis of .....	37, 137
tumors of, benign .....	95, 97
malignant .....	98, 139
thyreoid, congenital malformation of .....	37, 189
diseases of .....	37, 155
parasite of .....	38, 60, 155
syphilis of .....	38, 137
tuberculosis of .....	38, 137
tumors of, benign .....	95, 97
malignant .....	98, 139
Glanders .....	45, 55, 135, 187
Glands, ductless, diseases of .....	36, 140, 153, 155
tumors of, benign .....	95, 97
malignant .....	98, 139
Glass, powdered, injury from swallowing .....	129
Glaucoma, acute .....	41, 148
chronic .....	41, 148
Glioma of .....	95
Globe, rupture of .....	116
Glossitis, acute .....	31, 157
chronic .....	31, 157
Glycosuria .....	53, 139
Goitre .....	38, 155
exophthalmic .....	38, 140, 155



Gonocystitis, acute.....	83, 172
chronic.....	83, 172
Gonococcus infection of.....	45, 137
Bartholin's gland.....	79, 137, 175
bladder.....	99, 137, 170
Cowper's gland.....	81, 137, 171
endocardium.....	20, 137
endometrium.....	77, 137
epididymis.....	84, 85, 137, 172
eye.....	40, 108, 136, 147, 190
Fallopian tube.....	77, 137, 176
joint.....	47, 137, 186
kidney.....	100, 137
lymph nodes.....	49, 137
mouth.....	28, 137
ovary.....	76, 137
pelvis of kidney.....	102, 137, 169
penis.....	81, 137, 172
peritoneum.....	75, 76, 137, 174
prostate.....	82, 137, 171
rectum.....	33, 137
seminal vesicle.....	83, 137, 172
spermatic cord.....	84, 137, 173
tendon sheath.....	56, 137
testicle.....	84, 85, 137, 172, 173
ureter.....	103, 137, 169
urethra.....	104, 137, 171
vagina.....	79, 137, 177
vulva.....	80, 137
Goring by animals.....	110, 197
Gout, acute.....	53, 139
chronic.....	53, 139
Guaiacol poisoning.....	67, 193
Guinea worm.....	62, 184
Gum, abrasion of.....	114
burn of.....	114
contusion of.....	114
foreign body in.....	114
tumors of, benign.....	95, 96
malignant.....	98, 137
wound of, gunshot.....	114
incised.....	114
lacerated.....	114
punctured.....	114
stab.....	114
Gums, diseases of.....	30, 157



Gums, injuries of.....	114
Gunshot wounds, <i>see</i> various organs, structures and regions	
Habit spasm.....	59, 147
Haematemesis.....	35, 159
Haematocele, pelvic.....	75, 176
of spermatic cord.....	84, 172
tunica vaginalis.....	85, 121, 172
Haematoma of abdominal wall.....	120
arm.....	127
back.....	126
breast.....	119
buttock.....	127
chest wall.....	126
external ear, nontraumatic.....	39, 150
traumatic.....	115
face.....	128
finger.....	127
foot.....	127
forearm.....	127
hand.....	127
leg.....	127
nasal septum.....	123
neck.....	128
ovary.....	75, 175
penis.....	120
perinaeum.....	129
scalp.....	128
scrotum.....	120
shoulder.....	127
spermatic cord.....	121
nontraumatic.....	84, 173
thigh.....	127
toe.....	127
vulva, nontraumatic.....	80, 176
puerperium.....	105, 179
traumatic.....	122
Haematomyelia.....	57, 143
Haematorrhachis.....	57, 143
Haematosalpinx.....	76, 176
Haematuria, renal.....	101, 168
Haemochromatosis.....	53, 140
Haemoglobinuria.....	101, 168
neonatorum.....	107, 190
Haemoglobinuric fever.....	45, 101, 168
Haemophilia.....	15, 140



Haemoptysis.....	88,	156
Haemorrhage, from rectum.....	33,	164
umbilical cord.....	107,	190
epidural.....	57,	144
intestinal.....	23,	165
into cerebellum.....	57,	144
cerebrum.....	57,	144
eyeball.....		116
joint, nontraumatic.....	48,	187
traumatic.....		117
labyrinth.....	39,	150
medulla.....	57,	144
parathyreoid gland.....	36,	153
pons.....	57,	144
retina.....	41,	148
suprarenal gland.....	37,	153
of brain, traumatic.....		118
spinal cord, traumatic.....		119
parturition, accidental.....	104,	179
pregnancy, accidental.....	104,	178
puerperium, accidental.....	104,	179
secondary.....		130
subdural.....	57,	144
under conjunctiva nontraumatic.....	41,	148
traumatic.....		116
Haemorrhoids.....	19, 33,	152
Haemothorax.....	90,	155
Hair, congenital malformation of.....	15,	91, 190
diseases of.....	91,	182
parasitic.....	92,	183
Hallux valgus.....	18, 48,	187
varus.....	48,	188
Hammer toe.....	56,	188
Hand, abrasion of.....		127
amputation of, accidental.....		127
avulsion of.....		127
burn of.....		127
congenital malformation of.....	14,	189
contusion of.....		127
crush of.....		127
foreign body in.....	127,	198
fracture of bones of.....		111
compound.....		111
frostbite of.....	127,	197
haematoma of.....	127,	197



## Hand—Continued

injuries of.....	127
wound of, gunshot.....	127
incised.....	128
lacerated.....	128
punctured.....	128
stab.....	128
Hashish poisoning.....	66, 192
Hay fever.....	89, 156
Headache.....	53, 198
Heart, aneurysm of.....	20, 151
atrophy of.....	20, 151
block.....	20, 153
congenital malformation of.....	19, 189
diseases of.....	19, 151
fatty.....	20, 151
foreign body in.....	113
hypertrophy of.....	20, 151
injuries of.....	113
neurosis of.....	21, 153
parasite of.....	20, 60, 151
spontaneous rupture of.....	20, 151
syphilis of.....	20, 137
tuberculosis of.....	20, 137
tumors of, benign.....	95, 96
malignant.....	98, 139
wound of, gunshot.....	113
incised.....	113
lacerated.....	113
punctured.....	113
stab.....	113
Heat, cramps.....	130, 197
effects of, in engine rooms.....	109, 130
in laundries.....	109, 130
nonindustrial.....	110, 130, 197
excessive, traumatism by.....	130, 197
exhaustion.....	130, 197
Hebeotomy.....	132
Hebephrenia.....	51, 145
Hemianopsia.....	41, 148
Hemiplegia, old.....	57, 144
Hereditary, ataxia.....	56, 143
spastic paraplegia.....	58, 144
Hermaphroditism.....	15, 190
Hernia, diaphragmatic.....	43, 163



## Hernia—Continued

epigastric .....	43, 163
strangulated .....	43, 163
femoral .....	43, 163
strangulated .....	43, 163
inguinal .....	43, 163
strangulated .....	43, 163
internal .....	43, 163
strangulated .....	43, 163
into lesser peritoneal sac .....	43, 163
ischiodic .....	43, 163
strangulated .....	43, 163
ischio-rectal .....	43, 163
strangulated .....	43, 163
lumbar .....	43, 163
strangulated .....	43, 163
obturator .....	43, 164
strangulated .....	43, 164
of brain .....	57, 146
lung .....	43, 88, 156, 163
muscle .....	55, 188
retroperitoneal .....	43, 163
umbilical .....	43, 164
strangulated .....	43, 164
ventral .....	43, 164
strangulated .....	43, 164
Herniae .....	14, 43, 163, 189
Heroine poisoning, acute .....	70, 194
chronic .....	70, 142
Herpes .....	92, 183
Hexamethylenamine poisoning .....	68, 193
Hiccough .....	59, 146
Hip, dislocation of .....	116
Histoplasmosis .....	45, 140
Hodgkin's disease .....	50, 140
Hordeolum .....	41, 148
Horses, traumatism by .....	109
Humerus, fracture of .....	112
compound .....	112
Hydatidiform mole .....	98, 105
Hydramnios, pregnancy .....	105, 178
Hydrocele of round ligament .....	76, 176
spermatic cord .....	84, 173
tunica vaginalis .....	85, 173
vulva .....	80, 176
Hydrocephalus, acquired .....	57, 146



Hydrochloric acid poisoning.....	68, 193
industrial .....	68, 141
Hydrocyanic acid poisoning.....	68, 193, 196
industrial .....	68, 141
Hydrofluoric acid poisoning.....	68, 193
industrial .....	68, 141
Hydrogen, arseniuretted, poisoning.....	65, 196
industrial .....	65, 141
phosphoretted, poisoning.....	70, 196
sulphuretted poisoning.....	72, 196
industrial.....	71, 72, 142
Hydronephrosis.....	101, 169
Hydrorrhoea gravidarum .....	105, 179
Hydrosalpinx.....	76, 176
Hymenolepis nana .....	64, 162
Hyoid bone, dislocation of.....	116
fracture of .....	112
compound .....	112
Hyoscine poisoning.....	69, 194
Hyoscyamine poisoning.....	68, 193
Hyoscyamus poisoning .....	68, 193
Hyperaemia of conjunctiva.....	41, 148
Hyperaesthesia of retina.....	41, 148
Hyperchlorhydria.....	35, 159
Hyperchylia gastrica.....	35, 159
Hyperidrosis.....	92, 183
Hypermetropia.....	40, 147
Hypernephroma of.....	98, 138, 139
Hypertrophic cirrhosis of liver .....	25, 165
osteoarthropathy.....	54, 137
rhinitis.....	89, 154
Hypertrophy of bone .....	17, 185
cartilage .....	17
cervix uteri.....	78, 175
clitoris.....	80, 176
heart .....	20, 151
lingual lymph node.....	31, 157
lymph nodes.....	50, 153
mammary gland.....	74, 177
tonsil.....	31, 158
vulva .....	80, 176
Hypochlorhydria.....	35, 159
Hypochondriasis.....	59, 145
Hypopyon.....	42, 149
Hysteria.....	59, 146



Hysterical psychosis.....	52, 59, 146
Ice cream poisoning.....	69, 191
Ichthyosis.....	92, 183
Icterus neonatorum.....	26, 107, 190
Ideas, imperative.....	51, 144
Idiocy.....	51, 146
Illuminating gas poisoning.....	66, 69, 196
industrial.....	66, 69, 141
Imbecility.....	51, 146
Impacted calculus in ureter.....	102, 169
urethra.....	103, 169
faeces.....	23, 165
Imperative acts.....	51, 144
ideas.....	51, 144
Impetigo contagiosa.....	92, 183
herpetiformis.....	92, 183
simplex.....	92, 183
Impotence.....	73, 173
Incised wounds, <i>see</i> various organs, structures and regions	
Incontinence, pyloric.....	35, 159
of urine.....	100, 170
Induction of abortion.....	132
labor.....	132
Industrial acetylene poisoning.....	65, 141
ammonia poisoning.....	65, 141
amyl alcohol poisoning.....	65, 141
aniline poisoning.....	65, 141
antimony poisoning.....	65, 141
arsenic poisoning.....	65, 141
arseniuretted hydrogen poisoning.....	65, 141
benzol poisoning.....	66, 141
carbon dioxide poisoning.....	66, 141
carbon disulphide poisoning.....	66, 141
carbon monoxide poisoning.....	66, 141
chloride of lime poisoning.....	66, 141
chlorine poisoning.....	67, 141
chromium poisoning.....	67, 141
cyanide poisoning.....	68, 141
cyanogen poisoning.....	68, 141
dinitrobenzol poisoning.....	68, 141
formaldehyde poisoning.....	68, 141
gasoline poisoning.....	68, 141
hydrochloric acid poisoning.....	68, 141
hydrocyanic acid poisoning.....	68, 141
hydrofluoric acid poisoning.....	68, 141



## Industrial—Continued

illuminating gas poisoning.....	66, 69,	141
injuries .....		109
lead poisoning.....	67, 69, 109,	141
manganese poisoning.....	69,	141
marsh gas poisoning.....	69,	141
mercury poisoning.....	69,	141
methyl alcohol vapor poisoning.....	69,	141
nitrobenzine poisoning.....	70,	142
nitrous gas poisoning.....	70,	142
petroleum vapor poisoning.....	70,	142
phosphorus poisoning .....	71,	142
picric acid poisoning.....	71,	142
poisonings .....	65, 109,	141
pyridine poisoning.....	71,	142
sewer gas poisoning.....	71,	142
sulphur chloride poisoning.....	72,	142
sulphuretted hydrogen poisoning..	71, 72,	142
sulphurous acid vapor poisoning.....	72,	142
tea poisoning.....	72,	142
tobacco poisoning.....	72,	142
turpentine vapor poisoning.....	72,	142
Infancy.....	53,	190
Infantile convulsions (— 5 yrs.).....	59,	146
pseudoleuchaemia .....	16,	140
spastic paralysis.....	57,	144
Infantilism.....	53,	140
Infarct of kidney.....	101,	169
lung.....	88,	156
spleen .....	36,	166
Infection, aerogenes capsulatus.....	44,	135
gonococcus, of.....	45,	137
Bartholin's gland....	79, 137,	175
bladder.....	99, 137,	170
Cowper's gland....	81, 137,	171
endometrium.....	77,	137
epididymis.....	84, 85, 137,	172
eye .....	40, 108, 136, 147,	190
Fallopian tube....	76, 137,	176
joint .....	47, 137,	186
kidney .....	100,	137
lymph nodes .....	49,	137
mouth .....	28,	137
ovary.....	76, 137,	176
pelvis of kidney...	102, 137,	169
penis.....	81, 137,	172



## Infection, gonococcus of—Continued

peritoneum . . .	75, 76, 137, 174
prostate . . . . .	82, 137, 171
seminal vesicle . . . . .	83, 137, 172
spermatic cord . . . . .	84, 137, 173
tendons heath . . . . .	56, 137
testicle . . . . .	84, 85, 137, 172, 173
ureter . . . . .	103, 137, 169
urethra . . . . .	104, 137, 171
vagina . . . . .	79, 137, 177
vulva . . . . .	80, 137
Infective diseases . . . . .	43, 133
exhaustive and toxic psychosis . . . . .	51, 145
gangrene of . . . . .	45, 53, 181
scrotum . . . . .	83, 181
jaundice, acute . . . . .	45, 165
Inferior maxilla, dislocation of . . . . .	116
fracture of . . . . .	112
compound . . . . .	112
Inferiority, constitutional . . . . .	51, 144
Inflammation of salivary duct . . . . .	30, 157
gland . . . . .	30, 157
spermatic cord . . . . .	84, 173
Influenza . . . . .	45, 51, 134, 145
Ingrowing nail . . . . .	95, 184
Inguinal hernia . . . . .	43, 163
strangulated . . . . .	43, 163
Inhalation, smoke . . . . .	130, 196
Injection of antitoxin, subdural . . . . .	131
serum, operation for . . . . .	131
Injuries, <i>see also</i> Traumatism	
at birth . . . . .	110, 111, 116, 190
by animals . . . . .	110, 197
burns . . . . .	110, 195
conflagration . . . . .	108, 109, 110, 130, 195, 196
excessive cold . . . . .	110, 197
causes of . . . . .	108, 195
extreme multiple . . . . .	129
industrial . . . . .	109
miscellaneous . . . . .	129
nature of . . . . .	111
obstetrical . . . . .	104, 178
of abdominal wall . . . . .	125
alveoli . . . . .	114
anus . . . . .	115
arm . . . . .	127



## Injuries of—Continued

arteries.....	113
back.....	126
bladder.....	124
bones.....	111
brain.....	118
breast.....	119
bursae.....	113
buttock.....	127
chest wall.....	126
circulatory system.....	113
digestive system.....	114
ear.....	115
external.....	115
eye.....	116
eyelid.....	116
face.....	128
finger.....	127
foot.....	127
forearm.....	127
gallbladder.....	114
gallducts.....	114
gums.....	114
hand.....	127
heart.....	113
intestine.....	114
joints.....	116
kidney.....	124
larynx.....	122
leg.....	127
lips.....	114
liver.....	114
lower extremity.....	127
lung.....	123
lymphatic system.....	117
mammary gland.....	119
mesentery.....	114
mouth.....	114
muscles.....	118
neck.....	128
nerves.....	119
nervous system.....	118
nose.....	123
oesophagus.....	114
omentum.....	114



## Injuries of—Continued

Injury from electric shock.....	129,	197
swallowing powdered glass.....	129	



## Injury—Continued

intracranial .....	112, 118
intraspinal.....	112, 119
Inoculation, anti-diphtheria.....	52, 134
rabies .....	52, 135
tetanus.....	52, 135
typhoid.....	52, 135
Insane, general paralysis of the.....	51, 144
Insanity, variety of, not ascertained.....	52, 145
Insect sting.....	69, 192
Insomnia.....	53, 198
Instruments, traumatism by cutting and piercing.....	110, 196
Insufficiency of ocular muscle.....	41, 148
Interlobular emphysema, pulmonary.....	88, 156
Intermittent claudication.....	19, 151
vomiting.....	36, 160
Internal hernia.....	43, 163
strangulated.....	43, 163
Interstitial nephritis, chronic.....	102, 168
pneumonia.....	88, 156
splenitis, chronic.....	37, 166
Intertrigo.....	92, 183
Intestinal, autointoxication (2 yrs. +).....	22, 164
(— 2 yrs.).....	22, 160
fermentation (2 yrs. +).....	23, 161
(— 2 yrs.).....	23, 160
haemorrhage .....	23, 165
obstruction, acute.....	24, 164
chronic.....	24, 164
neurosis .....	24, 165
schistosomiasis.....	44, 46, 61, 63, 162
wall, parasite in.....	24, 60, 164
Intestine, acquired diverticulum of.....	23, 164
congenital malformation of.....	22, 189
contusion of.....	114
diseases of.....	22, 160
diverticulitis.....	23, 164
diverticulum of, acquired.....	23, 164
fistulae of, <i>see</i> Rectum	
foreign body in.....	23, 164
injuries of.....	114
parasite in.....	24, 60, 164
paresis of.....	24, 165
perforating ulcer of (2 yrs. +).....	24, 161
(— 2 yrs.).....	24, 160



## Intestine—Continued

rupture of .....	114
spasm of .....	24, 165
stricture of .....	24, 164
syphilis of .....	24, 137
tuberculosis of .....	24, 136
tumors of, benign .....	95, 96
malignant .....	98, 138
ulcer of (2 yrs. +) .....	24, 161
(— 2 yrs.) .....	24, 160
wound of, gunshot .....	114
incised .....	114
lacerated .....	114
punctured .....	114
stab .....	114
Intestino-ureteral fistula .....	33, 103, 170
uterine fistula .....	33, 77, 164
vesical fistula .....	33, 99, 164
Intoxication psychosis .....	51, 65, 66, 67, 69, 70, 141, 145
Intoxications .....	65, 141, 192, 196
Intra-articular cartilage, dislocation of .....	116
Intracranial injury .....	112, 118
Intraspinal injury .....	112, 119
Intubation tube, retained .....	87, 155
Intussusception .....	24, 164
Iodine poisoning .....	69, 194
Iodoform poisoning .....	69, 194
Iridochorioiditis .....	41, 148
Iridocyclitis .....	41, 148
Iritis .....	41, 148
Iron poisoning .....	69, 194
Ischaemic paralysis of .....	55, 188
Ischiadic hernia .....	43, 163
strangulated .....	43, 163
Ischiorectal hernia .....	43, 163
strangulated .....	43, 163
Jacksonian epilepsy .....	59, 146
Jaundice, acute infective .....	45, 165
Jaw, lower, congenital malformation of .....	14, 189
Joint, ankle, fracture about .....	111
compound .....	111
congenital malformation of .....	14, 48, 189
contracture of .....	48, 186
contusion of .....	116







## Kidney—Continued

tuberculosis of.....	102,	137
tumors of, benign.....	95,	98
malignant.....	98,	139
wound of, gunshot.....		124
incised.....		124
lacerated.....		125
punctured.....		125
stab.....		125
Knee, dislocation of.....		116
Korssakow's syndrome.....	51,	141
Kraurosis vulvae.....	80,	176
Labor, <i>see</i> Parturition		
induction of.....		132
Labyrinth, haemorrhage into.....	39,	150
Lacerated wounds, <i>see</i> various organs, structures and regions		
Laceration of brain.....		118
cervix uteri, old.....	78,	175
recent.....	105,	179
pelvic floor, old.....	79,	176
recent.....	105,	179
spinal cord.....		119
Lacrymal sac, fistula of.....	41,	148
Lambliia intestinalis.....	62,	162
Landslides, traumatism by.....		109
Larva migrans.....	62,	93, 184
Laryngeal cough, spasmodic.....	87,	154
epilepsy.....	87,	154
Laryngismus stridulus.....	87,	154
Laryngitis, acute.....	87,	154
chronic.....	87,	154
Larynx, abrasion of.....		122
abscess of.....	86,	154
burn of.....		122
congenital malformation of.....	87,	189
diseases of.....	86,	154
fistula of.....	87,	154
foreign body in.....	87,	198
fracture of.....		122
injuries of.....		122
neurosis of.....	87,	154
ossification of.....	17, 87,	154, 188
parasite of.....	60,	87, 154



## Larynx—Continued

perichondritis of .....	87,	154
stenosis of .....	87,	155
syphilis of .....	87,	137
tuberculosis of .....	87,	136
tumors of, benign .....	95,	97
malignant .....	98,	139
wound of, gunshot .....		123
incised .....		123
punctured .....		123
stab. ....		123
Lateral sclerosis .....	58,	144
amyotrophic .....	58,	144
Laterocession of uterus .....	77,	174
Lathyrism. ....	69,	142
Laundries, effects of heat in .....		109
Lead chromate poisoning .....	67,	141
poisoning, acute .....	69,	194
chronic .....	69,	141
industrial .....	67, 69, 109,	141
Leg, abrasion of .....		127
amputation of, accidental .....		127
avulsion of .....		127
burn of .....		127
congenital malformation of .....	15,	189
contusion of. ....		127
crush of .....		127
foreign body in .....	127,	198
fracture of bones of .....		112
compound .....		112
frostbite of .....	127,	197
haematoma of .....		127
injuries of .....		127
wound of, gunshot .....		127
incised .....		127
lacerated .....		127
punctured .....		127
stab. ....		127
Lens, absence of .....	40,	147
dislocation of .....		116
Lentigo .....	93,	183
Leontiasis ossea .....	17,	185
Leprosy .....	45,	134
Leuchaemia .....	15,	140
Leucodermia .....	93,	183



Leukokeratosis.....	93,	183
Leukoma.....	41,	148
Lichen planus.....	93,	183
ruber.....	93,	183
Ligament, broad, varix of.....	19, 77,	152
round, hydrocele of.....	76,	176
rupture of.....		117
Lightning stroke.....	110, 129,	197
Lime, chloride of, poisoning, industrial.....	66,	141
chlorinated, poisoning.....	66,	192
Lingual duct, retention cyst of.....	30,	157
lymph node, hypertrophy of.....	31,	157
Lip, abrasion of.....		114
burn of.....		114
congenital malformation of.....	14, 28,	189
contusion of.....		114
foreign body in.....		114
syphilis of.....	28,	137
tuberculosis of.....	28,	137
tumors of, benign.....	95,	96
malignant.....	98,	137
wound of, gunshot.....		114
incised.....		114
lacerated.....		114
punctured.....		114
stab.....		114
Lipaemia.....	53,	168
Lipoma of.....		95
Lips, diseases of.....		28
injuries of.....		114
Liver, abscess of.....	25,	165
entamoebic.....	25, 60,	165
acquired deformity of.....	25,	166
acute yellow atrophy of.....	25,	165
amyloid.....	25,	165
cirrhosis of, atrophic.....	25,	165
hypertrophic.....	25,	165
congenital malformation of.....	14, 25,	189
contusion of.....		114
derangement of, functional.....	25,	166
diseases of.....	25,	165
displacement of.....	25,	166
echinococcus of.....	25, 64,	163, 165
entamoebic abscess of.....	25, 60,	165



## Liver—Continued

fatty.....	25, 165
foreign body in.....	114
hypertrophic cirrhosis o. ....	25, 165
injuries of.....	114
parasite of.....	25, 60, 166
perihepatitis.....	25, 166
rupture of.....	114
syphilis of.....	25, 137
tuberculosis of.....	25, 137
tumors of, benign.....	95, 96
malignant.....	98, 138
wound of, gunshot.....	114
incised.....	114
lacerated.....	114
punctured.....	114
stab.....	114
Lobar pneumonia.....	46, 51, 88, 145, 155
Lobelia poisoning.....	69, 194
Loose body in joint.....	48, 187
Loss of substance of bone.....	17, 185
cartilage.....	17
Lower extremity, injuries of.....	127
jaw, congenital malformation of.....	14, 189
Lumbar hernia.....	43, 163
strangulated.....	43, 163
Lung, abscess of.....	87, 156
congenital malformation of.....	88, 189
congestion of, acute.....	88, 156
diseases of.....	87, 155, 156
foreign body in.....	123, 198
gangrene of.....	88, 156
hernia of.....	43, 88, 156, 163
infarct of.....	88, 156
injuries of.....	123
oedema of.....	88, 156
parasite of.....	60, 88, 156
syphilis of.....	88, 137
tumors of, benign.....	95, 97
malignant.....	98, 139
wound of, gunshot.....	123
incised.....	123
lacerated.....	123



## Lung, wound of—Continued

punctured.....	123
stab.....	123
Lupus erythematosus.....	93, 183
vulgaris.....	93, 183
Lymph node, abscess of.....	49, 152
gonococcus infection of.....	49, 137
hypertrophy of.....	50, 153
lingual, hypertrophy of.....	31, 157
syphilis of.....	50, 137
tuberculosis of.....	50, 137
tuberculous abscess of.....	49, 137
tumors of, benign.....	95, 97
malignant.....	98, 138, 139
Lymphadenitis of, acute.....	50, 153
chronic.....	50, 153
Lymphangioma of.....	95
Lymphangiectasis of.....	50, 153
Lymphangitis of.....	50, 153
puerperium.....	50, 106, 153, 180
Lymphatic system, congenital malformation of...	50, 189
diseases of.....	49, 152
injuries of.....	117
Lymphoma of.....	95
Lysol poisoning.....	69, 194
Machines, traumatism by.....	109, 197
Madura foot.....	62
Magnesium poisoning.....	69, 194
Malaria.....	45, 133, 135
Malassezia furfur.....	62
Male reproductive organs, diseases of.....	81, 171
functional disturbances of.....	73
Malformations, congenital.....	14, 188
Malformation of abdominal wall, congenital.....	14, 189
anus, congenital.....	33, 189
appendix, congenital.....	21, 189
arm, congenital.....	14, 189
artery, congenital.....	19, 189
bladder, congenital.....	99, 190
bone, congenital.....	16, 189
brain, congenital.....	56, 189
bronchus, congenital.....	86, 189
cheek, congenital.....	14, 189
circulatory system, congenital...	14, 189
diaphragm, congenital.....	14, 189



## Malformation of—Continued

digestive system, congenital	14, 189
ductless glands, congenital	14, 189
ear, congenital	14, 38, 189
external ear, congenital	14, 38, 189
eye, congenital	14, 40, 189
eyelid, congenital	14, 40, 189
face, congenital	14, 189
Fallopian tube, congenital	75, 189
fascia, congenital	55, 189
foot, congenital	15, 189
forearm, congenital	14, 189
gallbladder, congenital	14, 26, 189
gallducts, congenital	14, 26, 189
hair, congenital	15, 91, 190
hand, congenital	14, 189
heart, congenital	19, 189
intestine, congenital	22, 189
joint, congenital	14, 48, 189
kidney, congenital	101, 190
larynx, congenital	87, 189
leg, congenital	15, 189
lip, congenital	14, 28, 189
liver, congenital	14, 25, 189
lower jaw, congenital	14, 189
lung, congenital	88, 189
lymphatic system, congenital	15, 189
mammary gland, congenital	74, 189
muscular system, congenital	15, 189
nails, congenital	15, 95, 189
nervous system, congenital	15, 189
nose, congenital	14, 89, 189
oesophagus, congenital	31, 189
ovary, congenital	75, 189
palate, congenital	14, 28, 189
pancreas, congenital	32, 189
pelvic girdle, congenital	15, 105, 178, 179, 189
penis, congenital	81, 189
pharynx, congenital	29, 189
prostate, congenital	82, 189
rectum, congenital	33, 189
reproductive organs, female, congenital	15, 189
male, congenital	15, 189



## Malformation of—Continued

respiratory system, congenital...	15,	189
salivary duct, congenital.....	30,	189
gland, congenital.....	30,	189
scrotum, congenital.....	82,	189
seminal vesicles, congenital.....	83,	189
shoulder girdle, congenital.....	15,	190
skin, congenital.....	15,	91, 190
skull, congenital.....	15,	189
spinal column, congenital.....	15,	189
cord, congenital.....	56,	189
spleen, congenital.....	36,	189
stomach, congenital.....	34,	189
suprarenal gland, congenital....	37,	189
testicle, congenital.....	84,	189
thorax, congenital.....	15,	190
thyreoid gland, congenital.....	37,	189
tongue, congenital.....	30,	189
trachea, congenital.....	86,	189
ureter, congenital.....	102,	190
urethra, congenital.....	103,	190
urinary organs, congenital.....	15,	190
uterus, congenital.....	77,	189
uvula, congenital.....	14,	28, 189
vagina, congenital.....	78,	189
vein, congenital.....	19,	189
vulva, congenital.....	80,	189
Malignant tumors.....	98,	137
mixed.....	99	
Malingering.....	53,	199
Mallet finger.....	56,	188
Malnutrition (1 yr. +).....	53,	198
(— 1 yr.).....	53,	190
Malta fever.....	45,	133
Mamillitis.....	74,	177
pregnancy.....	74, 106,	177, 181
puerperium.....	74, 106,	177, 181
Mammary gland, abscess of.....	73,	177
puerperium.....	73, 104,	177, 180
atrophy of.....	74,	180
congenital malformation of....	74,	189
diseases of.....	73,	177
fistula of.....	74,	177
puerperium..	74, 105,	177, 181
hypertrophy of.....	74,	177



## Mammary gland—Continued

	injuries of, <i>see</i> Breast.....	119
	neurosis of.....	74, 178
	parasite of.....	60, 74, 178
	syphilis of.....	74, 137
	tuberculosis of.....	74, 137
	tumors of, benign.....	95, 97
	malignant.....	98, 138
Manganese poisoning, industrial.....		69, 141
Manic depressive psychosis.....		52, 145
Marsh gas poisoning.....		69, 196
	industrial.....	69, 141
Mastitis, acute.....		74, 178
	chronic.....	74, 178
	puerperium.....	74, 106, 178, 181
Mastoid fistula.....		39, 185
Mastoiditis, acute.....		39, 185
	chronic.....	39, 185
Masturbation.....		73, 146
Maxilla, inferior, dislocation of.....		116
	fracture of.....	112
	compound.....	112
Maxillary sinus, foreign body in.....		90, 185
	parasite of.....	60, 90, 186
	sinusitis.....	90, 185
Measles.....		45, 133
	German.....	45, 135
Meat poisoning.....		67, 191
	epidemic.....	45, 191
Mechanical burns.....		110, 196
Mediastinopericarditis.....		21, 150
Medulla, haemorrhage into.....		57, 144
Melaena neonatorum.....		107, 190
Melancholia, involutional.....		51, 145
Melanoderma.....		93, 183
Ménière's disease.....		39, 58, 150
Meninges, diseases of.....		56, 143
	syphilis of cerebral.....	58, 137
	cerebrospinal.....	58, 137
	spinal.....	58, 137
	tuberculosis of cerebral.....	58, 136
	cerebrospinal.....	58, 136
	spinal.....	58, 136
	tumors of cerebral, benign.....	95, 97
	malignant.....	98, 139



## Meninges, tumors of—Continued

spinal, benign.....	95,	97
malignant.....	98,	139
Meningitis, cerebral.....	57,	143
cerebrospinal.....	57,	143
spinal.....	57,	143
Menopause.....	73,	175
Menorrhagia.....	73,	173
Menstruation, precocious.....	73,	175
Mercury poisoning, acute.....	69,	194
chronic.....	69,	142
industrial.....	69,	141
Mesenteric artery, embolism of.....	23,	26, 152
thrombosis of.....	24,	26, 152
vein, thrombosis of.....	24,	26, 152
Mesentery, chyle cyst of.....	26,	152
contusion of.....		114
diseases of.....	26,	152
foreign body in.....		114
injuries of.....		114
tumors of, benign.....	95,	96
malignant.....	98,	138
wound of, gunshot.....		114
incised.....		114
lacerated.....		114
punctured.....		114
stab.....		114
Metacarpus, dislocation of.....		117
Metastrongylus apri.....		63
Metatarsalgia.....	48,	188
Metatarsus, dislocation of.....		117
Methyl alcohol poisoning.....	69,	194
vapor poisoning.....	69,	196
industrial.....	69,	141
Metritis, acute.....	78,	174
puerperium.....	78, 106,	174 180
chronic.....	78,	174
Metrorrhagia.....	73,	173
Mexican typhus fever.....	46,	135
Microsporum minutissimum.....		62
Migraine.....	53,	146
Mikulicz's disease.....	53,	157
Miliaria.....	93,	183
Miliary fever.....	46,	134
tuberculosis, acute pulmonary.....	47, 88,	136



Milium .....	93,	183
Milk poisoning.....	69,	191
retention.....	74,	181
sickness.....	53,	135
Mind, diseases of the.....	51,	144
Mines, traumatism in.....	109,	197
Miscarriage.....	106,	179
threatened .....	106,	179
Miscellaneous diseases and conditions.....	52	
injuries.....	129	
Mixed benign tumors.....	96	
malignant tumors.....	99	
Mole, hydatidiform.....	98,	105
Molluscum contagiosum.....	93,	183
Monster .....	15,	190
Morphine poisoning, acute.....	70,	194
chronic.....	70,	142
Morphoea.....	94,	184
Morvan's disease.....	57,	143
Mouth, abrasion of.....	114	
burn of.....	114	
contusion of.....	114	
diseases of.....	28,	157
gonococcus infection of.....	28,	137
injuries of.....	114	
syphilis of.....	28,	137
tuberculosis of.....	28,	137
tumors of, benign.....	95,	96
malignant .....	98,	137
ulcer of.....	28,	158
wound of, gunshot.....	114	
incised .....	114	
lacerated.....	114	
punctured.....	114	
stab.....	114	
Mucormycosis of.....	46, 62,	135
Multiple abrasions.....	129	
burns .....	129,	196
contusions.....	129	
injuries, extreme.....	129	
neuritis.....	58,	146
neurofibromata.....	95	
parturition.....	106,	178
Mumps .....	30, 46, 85,	135, 157, 173
Muscarine poisoning.....	69,	194



Muscle, abscess of.....	55,	187
tuberculous.....	55,	137
atrophy of.....	55,	187
ciliary, cramp of.....	40,	148
congenital malformation of.....	55,	189
contracture of.....	55,	187
contusion of.....		118
cramp of.....	55,	187
degeneration of.....	55,	187
dislocation of.....		118
foreign body in.....	118,	198
hernia of.....	55,	188
ocular, insufficiency of.....	41,	148
paralysis of.....	42,	149
paralysis of, ischaemic.....	55,	188
parasite of.....	55, 60,	188
rupture of.....		118
sheath of, rupture of.....		118
strain of.....		118
syphilis of.....	55,	137
tuberculosis of.....	55,	137
tuberculous abscess of.....	55,	137
tumors of, benign.....	95,	96
malignant.....	98,	139
wound of, gunshot.....		118
incised.....		118
lacerated.....		118
punctured.....		118
stab.....		118
Muscles, diseases of.....	55,	187
injuries of.....		118
Muscular dystrophy, progressive.....	57,	143
rheumatism.....	54,	188
system, congenital malformation of....	15,	189
Mushroom poisoning.....	69,	191
Myasthenia gravis.....	57,	144
Mycetoma of.....	61, 62, 93,	135
Mycosis fungoides.....	93,	136
Myelitis, disseminated.....	57,	144
transverse.....	57,	144
Myiasis.....	62, 93,	184
Myocarditis, acute.....	20,	151
chronic.....	20,	151
Myocardium, diseases of.....	20,	151
Myoma of.....		95



Myopia .....	40,	147
Myositis, acute .....	55,	188
chronic .....	55,	188
progressive ossifying .....	55,	188
traumatic ossifying .....	55,	188
Myotonia congenita .....	55,	188
Myringitis, acute .....	39,	150
chronic .....	39,	150
Myxoedema .....	38, 52, 145,	155
Myxoma of .....		95
Naevus .....	15, 19, 93,	190
Nail, finger-, avulsion of .....		127
ingrowing .....	95,	184
toe-, avulsion of .....		127
Nails, congenital malformation of .....	15, 95,	190
diseases of .....	95,	184
Naphthalene poisoning .....	69,	194
Naphthol poisoning .....	69,	194
Nasal accessory sinus, tumor of, benign .....	95,	97
malignant .....	98,	139
cartilage, dislocation of .....		123
duct, fistula of .....	41,	148
stenosis of .....	42,	149
passage, foreign body in .....	89,	198
parasite of .....	60, 89,	154
syphilis of .....	89,	137
tuberculosis of .....	89,	137
tumors of, benign .....	95,	97
malignant .....	98,	139
ulcer of .....	89,	154
passages, diseases of .....	89,	154
polypus .....	89,	154
septum, abscess of .....	89,	154
deviation of .....	89,	154
diseases of .....	89,	154
fracture of .....		123
haematoma of .....		123
perforated .....	89,	154
spur on .....	89,	154
Nature of injury .....		111
Necator Americanus .....	63,	161
Neck, abrasion of .....		128
burn of .....		128
contusion of .....		128



## Neck—Continued

foreign body in.....	128
haematoma of.....	128
injuries of .....	128
wound of, gunshot .....	128
incised. ....	128
lacerated. ....	128
punctured. ....	128
stab .....	128
Necrosis of bone.....	17, 185
cartilage .....	17, 187
ossicles.....	39, 150
Nephralgia.....	101, 169
Nephritis, acute .....	101, 167
pregnancy.....	101, 106, 167, 168, 180
puerperium.....	101, 106, 167, 168, 180
chronic interstitial.....	102, 168
parenchymatous .....	102, 168
disseminated suppurative .....	102, 169
Nephrolithiasis .....	102, 169
Nephroptosis.....	102, 169
Nerve, atrophy of optic.....	41, 149
compression of.....	119
contusion of.....	119
displacement of.....	119
foreign body in .....	119, 198
neuralgia of .....	58, 60, 146
neuritis of.....	58, 146
operative stretching of.....	119
paralysis of.....	59, 144
rupture of .....	119
syphilis of.....	59, 137
tumors of, benign .....	95, 97
malignant .....	98, 139
wound of, gunshot .....	119
incised .....	119
lacerated .....	119
punctured .....	119
stab .....	119
Nerves, diseases of.....	58, 146
injuries of.....	119
Nervous diarrhoea .....	24, 165
disorders, functional .....	59, 146
dyspepsia.....	35, 159



## Nervous—Continued

system, congenital malformation of . . . . .	15,	189
diseases of . . . . .	56,	143
injuries of . . . . .		118
tumors of, benign . . . . .	95,	97
malignant . . . . .	98,	139
Neuralgia of . . . . .	58, 60,	146, 147
Neurasthenia . . . . .	59,	146
Neuritis, multiple . . . . .	58,	146
of . . . . .	58,	146
optic . . . . .	41,	149
Neurofibromata, multiple . . . . .		95
Neuroma of . . . . .		95
plexiform . . . . .		95
Neuroretinitis . . . . .	41,	149
Neurosis, intestinal . . . . .	24,	165
occupational . . . . .	59,	146
of bladder . . . . .	100,	170
heart . . . . .	21,	153
larynx . . . . .	87,	154
mammary gland . . . . .	74,	178
pharynx . . . . .	29,	158
traumatic . . . . .	59,	146
Newborn child . . . . .	53,	107, 190
Nicotine poisoning, acute . . . . .	72,	195
chronic . . . . .	72,	143
Night blindness . . . . .	41,	149
terrors . . . . .	59,	146
Nipple, fissure of . . . . .	74,	177
puerperium . . . . .	74, 105,	177, 180
Nitric acid poisoning . . . . .	69,	194
Nitrite poisoning . . . . .	66, 67, 69,	192, 194, 196
Nitrobenzine poisoning . . . . .	70,	194
industrial . . . . .	70,	142
Nitroglycerin poisoning . . . . .	69,	194, 196
Nitrous gas poisoning industrial . . . . .	70,	142
oxide poisoning . . . . .	70,	196
Nodding spasm . . . . .	59,	147
Noma . . . . .	28,	181
Nonindustrial injuries . . . . .	109,	110
Non-union of bone . . . . .	18,	186
Normal parturition . . . . .	106,	178
pregnancy . . . . .	107,	178
puerperium . . . . .	107,	178



Nose, abrasion of .....	123
acquired deformity of .....	89, 154
burn of .....	123
congenital malformation of .....	14, 89, 189
contusion of .....	123
diseases of .....	89, 154
frostbite of .....	123, 128, 197
injuries of .....	123
tumors of, benign .....	95, 97
malignant .....	98, 139
wound of, gunshot .....	123
incised .....	123
lacerated .....	123
punctured .....	123
stab .....	123
Nostalgia .....	53, 145
Not insane .....	52, 199
Nux vomica poisoning .....	70, 194
Nystagmus .....	42, 149
Obesity .....	53, 140
Obstetrical conditions .....	104, 178
diseases .....	104, 178
injuries .....	104, 178
operations .....	131
Obstruction, acute intestinal .....	24, 164
chronic intestinal .....	24, 164
of pancreatic duct .....	32, 167
portal vein .....	25, 166
Obturator hernia .....	43, 164
strangulated .....	43, 164
Occiput, dislocation of, from atlas .....	117
Occupational neurosis .....	59, 146
poisonings .....	65, 109, 141
Ochronosis .....	53, 140
Ocular muscle, insufficiency of .....	41, 148
paralysis of .....	42, 149
Odontoma of .....	95
Oedema, angiospastic .....	59, 146
glottidis .....	87, 154
of lung .....	88, 156
Oesophagitis .....	32, 159
Oesophagus, abrasion of .....	114
burn of .....	115
congenital malformation of .....	31, 189



## Oesophagus—Continued

dilatation of .....	31,	158
diseases of .....	31,	158
diverticulum of .....	31,	158
foreign body in .....	31,	158
injuries of .....		114
rupture of .....		114
spontaneous .....	32,	159
spasm of .....	32,	159
stricture of .....	32,	159
syphilis of .....	32,	137
tuberculosis of .....	32,	137
tumors of, benign .....	95,	96
malignant .....	98,	138
varix of .....	19, 32,	152
wound of, gunshot .....		114
incised .....		114
lacerated .....		114
punctured .....		115
stab .....		115
Old hemiplegia .....	57,	144
Omentum, abscess of .....	26,	166
contusion of .....		114
diseases of .....	26,	166
foreign body in .....		114
injuries of .....		114
rupture of .....		114
torsion of .....	26,	167
tuberculosis of .....	26,	136
tumors of, benign .....	95,	96
malignant .....	98,	138
wound of, gunshot .....		114
incised .....		114
lacerated .....		114
punctured .....		114
stab .....		114
Onychauxis .....	95,	184
Onychia .....	95,	184
Onychoma .....	95,	184
Oöphoritis, acute .....	76,	176
chronic .....	76,	176
Opacity of vitreous humor .....	42,	149
Operation, exploratory .....		131
for .....		131
injection of serum .....		131



## Operation—Continued

of skin grafting for.....	131
on blood donor.....	131
skin donor.....	131
wound.....	129, 199
Operations, obstetrical.....	131
surgical.....	130
Operative dilatation of cervix.....	132
stretching of nerve, injury following.....	119
Ophthalmia neonatorum.....	108, 190
Ophthalmoplegia.....	42, 149
Opium poisoning, acute.....	70, 194
chronic.....	70, 142
Optic nerve, atrophy of.....	41, 149
neuritis.....	41, 149
Orchitis, acute.....	85, 173
chronic.....	85, 173
Organs, absence of.....	14, 188
accessory.....	14, 188
injuries of.....	111
Oriental sore.....	46, 183
Ossicles, ankylosis of.....	38, 149
caries of.....	39, 150
necrosis of.....	39, 150
Ossification of auricle.....	39, 150
cartilage.....	17, 188
larynx.....	17, 87, 154, 188
tracheal rings.....	17, 86, 156, 188
Ossifying myositis, progressive.....	55, 188
traumatic.....	55, 188
Osteitis deformans.....	17, 185
Osteoarthropathy, hypertrophic.....	54, 137
Osteogenesis imperfecta.....	17, 185
Osteoma of.....	17, 96, 185
Osteomalacia.....	17, 137
Osteomyelitis of, acute.....	17, 185
chronic.....	17, 185
Otitis externa.....	39, 150
interna, acute.....	39, 150
chronic.....	39, 150
media, acute.....	39, 150
chronic.....	39, 150
Ovaries, diseases of.....	75, 175
Ovary, abscess of.....	75, 175
atrophy of.....	75, 175







## Pancreas—Continued

injuries of .....	114
parasite of .....	32, 60, 167
rupture of .....	114
syphilis of .....	32, 137
tuberculosis of .....	32, 137
tumors of, benign .....	95, 96
malignant .....	98, 139
wound of, gunshot .....	114
incised .....	114
lacerated .....	114
punctured .....	114
stab .....	114
Pancreatic duct, obstruction of .....	32, 167
Pancreatitis, acute .....	32, 167
chronic .....	32, 167
Panophthalmitis .....	42, 149
Papilloma of .....	96, 103
Pappataci fever .....	46, 135
Paragonimiasis .....	46, 62, 63, 162
Paragonimus Westermani .....	63, 162
Paraldehyde poisoning, acute .....	70, 194
chronic .....	70, 142
Paralysis, acute ascending .....	57, 144
agitans .....	59, 144
Brown-Séquard's .....	57, 144
bulbar .....	56
general, of the insane .....	51, 144
infantile spastic .....	57, 144
of, ischaemic .....	55, 188
nerve .....	59, 144
ocular muscle .....	42, 149
vocal cords .....	87, 146
Paramoeba hominis .....	60, 161
Paramoecium coli .....	61, 162
Paramyoclonus multiplex .....	59, 146
Paranoia .....	51, 145
alcoholic .....	51, 145
Paranoid state .....	51, 145
Paraphimosis .....	81, 173
Paraplegia, ataxic .....	58, 144
hereditary spastic .....	58, 144
Parasite in intestinal wall .....	24, 60, 164
intestine .....	24, 60, 164



## Parasite in—Continued

rectum.....	24, 60, 164
wall of bronchus.....	60, 86, 156
trachea.....	60, 86, 156
of appendix.....	22, 60, 161
bladder.....	60, 100, 170
bone.....	17, 60, 185
brain.....	58, 60, 146
cartilage.....	17, 60, 188
ear.....	39, 60, 150
eye.....	42, 60, 149
frontal sinus.....	60, 90, 186
gallbladder.....	26, 60, 166
gallduct.....	26, 60, 166
heart.....	20, 60, 151
joint.....	48, 60, 187
kidney.....	60, 102, 169
larynx.....	60, 87, 154
liver.....	25, 60, 166
lung.....	60, 88, 156
mammary gland.....	60, 74, 178
maxillary sinus.....	60, 90, 186
muscle.....	55, 60, 188
nasal passage.....	60, 89, 154
ovary.....	60, 76, 176
pancreas.....	32, 60, 167
pericardium.....	21, 60, 150
peritoneum.....	27, 60, 166
pharynx.....	29, 60, 158
pleura.....	60, 90, 155
skin.....	60, 93, 183
spinal cord.....	58, 60, 144
spleen.....	37, 60, 166
stomach.....	35, 60, 162
thyreoid gland.....	38, 60, 155
tongue.....	31, 60, 157
tonsil.....	31, 60, 158
Parasites, certain animal.....	60, 161
Parasitic diseases of skin, hair and nails.....	60, 93, 184
Parathyreoid extract poisoning.....	70, 194
gland, diseases of.....	36, 153
haemorrhage into.....	36, 153
tumors of, benign.....	95, 97
malignant.....	98, 139
Parauterine abscess (nonpuerperal).....	75, 174



Parenchymatous nephritis, chronic . . . . .	102,	168
Paronychia . . . . .	95,	184
Parotid gland, diseases of, <i>see</i> Salivary gland . . . . .	30,	157
gaseous tumor of . . . . .	30,	157
Parturition, abnormal . . . . .	106,	179
accidental haemorrhage . . . . .	104,	179
deformed pelvis . . . . .	105,	179
eclampsia . . . . .	107,	180
haemorrhage, accidental . . . . .	104,	179
multiple . . . . .	106,	178
normal . . . . .	106,	178
placenta praevia . . . . .	104, 107,	179
retained secundines . . . . .	107,	179
rupture of uterus . . . . .	107,	179
Passenger elevators, traumatism by . . . . .		109
Patella, dislocation of . . . . .		117
fracture of . . . . .		112
compound . . . . .		112
Pediculosis . . . . .	63, 93,	184
Pellagra . . . . .	70,	136
Pelvic abscess . . . . .	27, 75,	167, 174
puerperium . . . . .	75, 104,	174, 180
cellulitis . . . . .	44, 75,	174, 182
puerperium . . . . .	44, 75, 105,	174, 180
floor, laceration of, old . . . . .	79,	176
recent . . . . .	105,	179
relaxation of . . . . .	79,	176
girdle, congenital malformation of . . . . .	15, 105,	178,
. . . . .	179,	189
haematocele . . . . .	75,	176
Pelvis, deformed, parturition . . . . .	105,	179
pregnancy . . . . .	105,	178
dislocation of . . . . .		117
fracture of . . . . .		112
compound . . . . .		112
of kidney, gonococcus infection of . . . . .	102,	137, 169
Pemphigus . . . . .	94,	184
neonatorum . . . . .	94, 108,	190
Penis, abrasion of . . . . .		120
acquired deformity of . . . . .	81,	172
amputation of, accidental . . . . .		120
avulsion of . . . . .		120
burn of . . . . .		120
chancroid of . . . . .	81,	137
congenital malformation of . . . . .	81,	189
contusion of . . . . .		120



## Penis—Continued

diseases of.....	81, 172
foreign body in.....	120, 198
fracture of.....	120
frostbite of.....	120, 197
gonococcus infection of.....	81, 137, 172
haematoma of.....	120
injuries of.....	120
strangulation of.....	120
syphilis of.....	81, 137
tuberculosi of.....	81, 137
tumors of, benign.....	95, 97
malignant.....	98, 139
wound of, gunshot.....	120
incised.....	120
lacerated.....	120
punctured.....	120
stab.....	120
Pennyroyal poisoning.....	70, 194
Perforated nasal septum.....	89, 154
Perforating ulcer of duodenum.....	24, 161
intestine (2 yrs. +).....	24, 161
(— 2 yrs.).....	24, 160
stomach.....	35, 159
Pericardial sac, foreign body in.....	113
Pericarditis.....	21, 150
Pericardium, adherent.....	21, 150
diseases of.....	21, 150
injuries of.....	113
parasite of.....	21, 60, 150
syphilis of.....	21, 137
tuberculosis of.....	21, 137
tumors of, benign.....	95, 96
malignant.....	98, 139
wound of, incised.....	113
lacerated.....	113
punctured.....	113
stab.....	113
Perichondritis of.....	16, 187
auricle.....	39, 150
larynx.....	87, 154
Perihepatitis.....	25, 166
Perinaeum, abrasion of.....	129
abscess in male.....	103, 170



## Perinaeum—Continued

burn of.....	129
contusion of.....	129
foreign body in.....	129, 198
haematoma of.....	129
injuries of.....	129
wound of, gunshot.....	129
incised.....	129
lacerated.....	129
punctured.....	129
stab.....	129
Perinephritic abscess.....	100, 168
Periodic vomiting.....	36, 160
Periostitis of, acute.....	18, 186
chronic.....	18, 186
Perisplenitis.....	36, 166
Peritoneum, adhesions of.....	27, 166
contusion of.....	114
diseases of.....	27, 166
gonococcus infection of.....	75, 76, 137, 174
injuries of.....	114
parasite of.....	27, 60, 166
rupture of.....	114
syphilis of.....	27, 137
tuberculosis of.....	27, 136
tumors of, benign.....	95, 96
malignant.....	98, 138
wound of, gunshot.....	114
incised.....	114
lacerated.....	114
punctured.....	114
stab.....	114
Peritonitis, acute general.....	27, 167
puerperium.....	27, 106, 180
local.....	27, 76, 167
puerperium.....	27, 106, 180
chronic general.....	27, 167
local.....	27, 167
Pernicious anaemia.....	15, 140
Pernio.....	91, 182
Persistent thymus gland.....	37, 153
Perversion of appetite.....	35, 159
Perverted color vision.....	42, 149
sexual instincts.....	51, 144



Pes cavus.....	48,	188
planus.....	48,	188
valgus.....	48,	188
Petroleum poisoning.....	70,	194
vapor poisoning, industrial.....	70,	142
Phantom tumor.....	54,	199
Pharyngitis, acute.....	29,	158
chronic.....	29,	158
Pharynx, abrasion of.....		114
abscess of.....	29,	158
tuberculous.....	29,	137, 158
burn of.....		114
congenital malformation of.....	29,	189
contusion of.....		114
diseases of.....	29,	158
foreign body in.....	29,	198
injuries of.....		114
neurosis of.....	29,	158
parasite of.....	29,	60, 158
stricture of.....	29,	158
syphilis of.....	29,	137
tuberculosis of.....	29,	137, 158
tuberculous abscess of.....	29,	137, 158
tumors of, benign.....	95,	96
malignant.....	98,	138
wound of, gunshot.....		114
incised.....		114
lacerated.....		114
punctured.....		114
stab.....		114
Phenacetin poisoning, acute.....	70,	194
chronic.....	70,	142
Phenol poisoning.....	66, 70,	192, 194
Phimosis.....	81,	173
congenital.....	81,	173, 189
Phlebitis of.....	19,	152
puerperium.....	19,	107, 152, 180
Phlegmonous enteritis.....	23,	160, 161
gastritis, acute.....	34,	159
Phlyctenular conjunctivitis.....	40,	147
keratitis.....	41,	148
Phosphoretted hydrogen poisoning.....	70,	196
Phosphoric acid poisoning.....	70,	194
Phosphorous acid poisoning.....	70,	194



Phosphorus poisoning, acute.....	70,	194
industrial.....	71,	142
Phtheiriasis.....	63, 93,	184
Physostigma poisoning.....	71,	194
Physostigmine poisoning.....	71,	194
Picric acid poisoning.....	67, 71, 193,	194
industrial.....	71,	142
Picrotoxine poisoning.....	67,	193
Piedra.....	63, 64, 93,	136
Piercing instruments, traumatism by.....	110,	196
Piers, traumatism on.....		109
Pilocarpine poisoning.....	71,	194
Pilocarpus poisoning.....	71,	194
Pineal gland, diseases of.....		36
syphilis of.....	36,	137
tuberculosis of.....	36,	137
tumors of, benign.....	95,	97
malignant.....	98,	139
Pinta.....	63, 93,	136
Pituitary body, diseases of.....	36,	140
tumors of, benign.....	95,	97
malignant.....	98,	139
Pityriasis rosea.....	94,	184
rubra.....	94,	184
simplex.....	94,	184
versicolor.....	62, 63, 93,	135
Placenta praevia, parturition.....	104, 107,	179
pregnancy.....	104, 107,	178
Plague, bubonic.....	44,	134
Pleura, diseases of.....	90,	155
injuries of.....		123
parasite of.....	60, 90,	155
tuberculosis of.....	91,	136
tumors of, benign.....	95,	97
malignant.....	98,	139
wound of, gunshot.....		123
incised.....		123
lacerated.....		123
punctured.....		123
stab.....		123
Pleural cavity, foreign body in.....	123,	198
Pleurisy, acute fibrinous.....	90,	155
chronic fibrous.....	90,	155
serofibrinous.....	90,	155
suppurative.....	90,	155



Pleuritic adhesions.....	90,	155
Plexiform neuroma .....		95
Pneumatocele capitis .....	89,	184
Pneumonia, broncho-.....	88,	155
interstitial .....	88,	156
lobar.....	46, 51, 88, 145,	155
Pneumonic tuberculosis, acute.....	47, 88,	136
Pneumonoconiosis .....	88,	156
Pneumopericardium.....	21,	150
Pneumophagia.....	34,	159
Pneumothorax.....	90,	155
Poisoning, absinthe .....	65,	141
acetanilide, acute.....	65,	192
chronic.....	65,	142
acetylene .....	65,	196
industrial.....	65,	141
acid, acetic.....	65,	192
boric .....	66,	192
carbolic .....	66,	192
hydrochloric .....	68,	193
industrial .....	68,	141
hydrocyanic .....	68, 193,	196
industrial .....	68,	141
hydrofluoric.....	68,	193
industrial.....	68,	141
nitric .....	69,	194
oxalic .....	70,	194
phosphoric.....	70,	194
phosphorous .....	70,	194
picric.....	67, 71, 193,	194
industrial .....	71,	142
potassium oxalate .....	70,	194
pyrogallic.....	71,	195
salicylic .....	71,	195
sulphuric .....	72,	195
sulphurous.....	72,	195
vapor, industrial .....	72,	142
tartaric.....	72,	195
aconite .....	65,	192
aconitine .....	65,	192
albumin, egg.....	68,	191
alcohol .....	51, 65, 141,	145
amyl.....	65,	192
industrial.....	65,	141



## Poisoning, alcohol—Continued

methyl .....	69, 194
vapor .....	69, 196
industria .....	69, 141
alum .....	65, 192
ammonia, acute .....	65, 192
industrial .....	65, 141
ammonium carbonate .....	65, 192
hydroxide .....	65, 192
amyl alcohol .....	65, 192
industrial .....	65, 141
nitrite .....	69, 194, 196
amylen hydrate .....	65, 192
aniline .....	65, 192
industrial .....	65, 141
antimony .....	65, 192
industrial .....	65, 141
antipyrine, acute .....	65, 192
chronic .....	65, 142
arsenic, acute .....	65, 66, 192
chronic .....	65, 142
industrial .....	65, 141
arseniuretted hydrogen .....	65, 196
industrial .....	65, 141
aspidium .....	65, 192
atropine .....	66, 192
barium .....	65, 192
belladonna .....	66, 192
benzine .....	66, 192
benzol .....	66, 192
industrial .....	66, 141
bismuth .....	66, 192
borax .....	66, 192
boric acid .....	66, 192
bromide .....	66, 142
bromine .....	66, 196
bromoform .....	66, 192
caffeine, acute .....	67, 193
chronic .....	67, 142
cannabis indica, acute .....	66, 192
chronic .....	66, 142
cantharides .....	66, 192
carbolic acid .....	66, 192
carbon dioxide .....	66, 192
industrial .....	66, 141



## Poisoning, carbon—Continued

disulphide	66, 192
industrial	66, 141
monoxide	66, 196
industrial	66, 141
castor oil seed	69, 192
cheese	69, 191
chloral hydrate, acute	66, 192
chronic	66, 142
chloralamide	66, 192
chlorate	66, 71, 192, 194, 195
chlorethyl	66, 192
vapor	66, 196
chloride of lime, industrial	66, 141
chlorinated lime	66, 192
soda	66, 193
chlorine	67, 196
industrial	67, 141
chloroform	67, 193
vapor	67, 196
delayed	67, 196
chromium	67, 193
industrial	67, 141
chrysarobin	67, 193
cinchona	67, 193
coca, acute	67, 193
chronic	67, 142
cocaine, acute	67, 193
chronic	67, 142
cocculus indicus	67, 193
codeine, acute	70, 194
chronic	70, 142
coffee	67, 142
colchicine	67, 193
colchicum	67, 193
conium	67, 193
copaiba	67, 193
copper	67, 193
cordite	67, 193
creolin	67, 193
creosote	67, 193
croton oil	67, 193
curare	67, 193
cyanide	68, 193
industrial	68, 141



## Poisoning—Continued

cyanogen .....	68, 196
industrial .....	68, 141
delphinium .....	67, 193
digitalis .....	68, 193
dinitrobenzol, industrial .....	68, 141
dionine, acute .....	70, 194
chronic .....	70, 142
duboisia .....	68, 193
egg albumin .....	68, 191
elaterin .....	68, 193
elaterium .....	68, 193
epidemic meat .....	45, 191
epinephrin .....	68, 193
ergot, acute .....	68, 193
chronic .....	68, 142
ether, acute .....	68, 193
chronic .....	68, 142
vapor .....	68, 196
extract, parathyreoid .....	70, 194
thymus .....	72, 195
thyreoid .....	72, 195
fish .....	68, 191
venom .....	68, 192
formaldehyde .....	68, 193, 196
industrial .....	68, 141
fusel oil .....	65, 192
gas, illuminating .....	66, 69, 196
industrial .....	66, 69, 141
marsh .....	69, 196
industrial .....	69, 141
nitrous, industrial .....	70, 142
sewer .....	71, 196
industrial .....	71, 142
gasoline .....	68, 193, 196
industrial .....	68, 141
gelsemium .....	68, 193
guaiacol .....	67, 193
heroine, acute .....	70, 194
chronic .....	70, 142
hexamethylenamine .....	68, 193
hydrochloric acid .....	68, 193
industrial .....	68, 141
hydrocyanic acid .....	68, 193, 196
industrial .....	68, 141



## Poisoning—Continued

hydrofluoric acid.....	68, 193
industrial.....	68, 141
hyoscine.....	69, 194
hyoscyamine.....	68, 193
hyoscyamus.....	68, 193
ice cream.....	69, 191
illuminating gas.....	66, 69, 196
industrial.....	66, 69, 141
iodine.....	69, 194
iodoform.....	69, 194
iron.....	69, 194
kerosene.....	69, 194
lead, acute.....	69, 194
chromate.....	67, 141
chronic.....	69, 141
industrial.....	67, 69, 109, 141
lobelia.....	69, 194
lysol.....	69, 194
magnesium.....	69, 194
manganese, industrial.....	69, 141
marsh gas.....	69, 196
industrial.....	69, 141
meat.....	67, 191
mercury, acute.....	69, 194
chronic.....	69, 142
industrial.....	69, 141
methyl alcohol.....	69, 194
vapor.....	69, 196
industrial.....	69, 141
milk.....	69, 191
morphine, acute.....	70, 194
chronic.....	70, 142
muscarine.....	69, 194
mushroom.....	69, 191
naphthalene.....	69, 194
naphthol.....	69, 194
nicotine, acute.....	72, 195
chronic.....	72, 143
nitric acid.....	69, 194
nitrite.....	66, 67, 69, 192, 193, 194, 196
nitrobenzine.....	70, 194
industrial.....	70, 142
nitroglycerin.....	69, 194, 196
nitrous gas, industrial.....	70, 142
oxide.....	70, 196



## Poisoning—Continued

nux vomica	70, 194
opium, acute	70, 194
chronic	70, 142
oxalate, acid potassium	70, 194
oxalic acid	70, 194
paraldehyde, acute	70, 194
chronic	70, 142
parathyreoid extract	70, 194
pennyroyal	70, 194
petroleum	70, 194
vapor, industrial	70, 142
phenacetin, acute	70, 194
chronic	70, 142
phenol	66. 70, 192, 194
phosphoretted hydrogen	70, 196
phosphoric acid	70, 194
phosphorous acid	70, 194
phosphorus, acute	70, 194
industrial	71, 142
physostigma	71, 194
physostigmine	71, 194
picric acid	67, 71, 193, 194
industrial	71, 142
picrotoxine	67, 193
pilocarpine	71, 194
pilocarpus	71, 194
potassium, acid oxalate	70, 194
carbonate	71, 194
chlorate	71, 194
hydroxide	71, 195
nitrate	71, 195
potato	71, 191
pyridine, industrial	71, 142
pyrogallie acid	71, 195
quinine	67, 193
resorcin	71, 195
rhus toxicodendron	71
salicylate	71, 195
salicylic acid	71, 195
santonin	71, 195
scopolamine	69, 194
serum	71, 195
sewer gas	71, 196
industrial	71, 142



## Poisoning—Continued

shell fish.....	68, 191
silver, acute.....	71, 195
chronic.....	71, 91, 142
snake venom.....	71, 192
soda, chlorinated.....	66, 193
sodium carbonate.....	71, 195
chlorate.....	71, 195
chloride.....	71, 195
hydroxide.....	71, 195
stramonium.....	71, 195
strophanthin.....	72, 195
strophanthus.....	71, 195
strychnine.....	70, 194
sulphonal, acute.....	72, 195
chronic.....	72, 142
sulphur chloride, industrial.....	72, 142
sulphuretted hydrogen.....	72, 196
industrial.....	71, 72, 142
sulphuric acid.....	72, 195
sulphurous acid.....	72, 195
vapor, industrial.....	72, 142
tansy.....	72, 195
tartaric acid.....	72, 195
tea.....	72, 142
industrial.....	72, 142
thymus extract.....	72, 195
thyreoid extract.....	72, 195
tin.....	72, 142
tobacco, acute.....	72, 142
chronic.....	72, 143
industrial.....	72, 142
trional, acute.....	72, 195
chronic.....	72, 143
turpentine.....	72, 195
vapor.....	72, 196
industrial.....	72, 142
venom, fish.....	68, 192
snake.....	71, 192
veratrum.....	72, 195
veronal, acute.....	72, 195
chronic.....	72, 143
zinc.....	72, 195
Poisonings and intoxications.....	65, 141, 192, 196
industrial.....	65, 109, 141



Poliomyelitis, acute anterior.....	58,	144
bulbar .....	56, 58,	144
chronic anterior.....	58,	144
Polycythaemia, chronic.....	16,	140
Polypus, nasal.....	89,	154
Pons, haemorrhage into.....	57,	144
Portal vein, obstruction of.....	25,	166
pylephlebitis of.....	19, 25,	152
thrombosis of.....	25,	152
Potassium, acid, oxalate poisoning.....	70,	194
carbonate poisoning.....	71,	194
chlorate poisoning.....	71,	194
hydroxide poisoning.....	71,	195
nitrate poisoning.....	71,	195
Potato poisoning.....	71,	191
Pott's disease.....	16, 18, 136,	185
Powdered glass, injury from swallowing.....		129
Precocious menstruation.....	73,	175
Precocity .....	54, 73,	175
Pregnancy, accidental haemorrhage.....	104,	178
albuminuria .....	105,	180
deformed pelvis.....	105,	178
displacement of uterus.....	105,	178
eclampsia.....	107,	180
haemorrhage, accidental.....	104,	178
hydramnios.....	105,	178
mamillitis.....	74, 106,	177, 181
nephritis, acute.....	101, 106, 167, 168,	180
normal .....	107,	178
placenta praevia.....	104, 107,	178, 179
toxaemia of.....	36, 102, 107, 160, 168,	180
vomiting of.....	36, 107,	160, 179
Premature delivery.....	107,	179
Prematurity.....	108,	190
Prepuce, redundant.....	81,	173
Preputial adhesions.....	81,	173
concretions.....	81,	173
Presbyopia.....	40,	147
Primary splenomegaly.....	15,	140
Proctalgia.....	33,	164
Proctitis.....	33,	164
Proctocele.....	79,	176
Progressive chorea, chronic.....	59,	146
muscular dystrophy.....	57,	143
ossifying myositis.....	55,	188



Prolapse of anterior vaginal wall	79, 176
posterior vaginal wall	79, 176
rectum	33, 165
urethra	104, 171
uterus	77, 144
vaginal wall, anterior	79, 176
posterior	79, 176
Prostate, abscess of	82, 171
atrophy of	82, 171
calculus in	82, 171
congenital malformation of	82, 189
enlargement of	82, 171
gland, diseases of	82, 171
gonococcus infection of	82, 137
syphilis of	82, 137
tuberculosis of	82, 137
tumors of, benign	95, 97
malignant	98, 139
Prostatitis, acute	82, 171
chronic	82, 171
Prurigo	94, 184
Pruritus	94, 184
ani	33, 94, 184
vulvae	73, 94, 184
Pseudocyesis	54, 107, 199
Pseudoleuchaemia, infantile	16, 140
splenic	15, 140
Psilosis	24, 165
Psoriasis	94, 184
Psychasthenia	51, 144
Psychical tic	51, 60, 144, 147
Psychopathic state, constitutional	51, 144
Psychosis due to organic brain disease	52, 59, 146
epileptic	52, 59, 145
exhaustive, infective and toxic	51, 145
hysterical	52, 59, 146
intoxication	51, 65, 66, 67, 69, 70, 141, 145
manic depressive	52, 145
polyneuritica	51, 141
senile	52, 54, 191
thyreoigenous	38, 52, 145
traumatic	52, 145
Pterygium	42, 149
Pubiotomy	132



Puerperium, abscess of mammary gland	73, 104, 177, 180
pelvic	75, 104, 174, 180
submammary	73, 104, 177, 180
accidental haemorrhage	104, 179
albuminuria	105, 180
displacement of uterus	77, 105, 180
eclampsia	107, 180
embolism of	19, 105, 152, 180
endometritis, acute	77, 105, 180
lymphangitis of	50, 106, 153, 180
mamillitis	74, 106, 177, 181
mammary gland, fistula of	74, 105, 177, 181
mastitis	74, 106, 177, 181
metritis, acute	78, 106, 174, 180
nephritis, acute	101, 106, 167, 168, 180
nipple, fissure of	74, 105, 177, 180
normal	107, 178
pelvic cellulitis	44, 75, 105, 174, 180
peritonitis, acute general	27, 106, 180
local	27, 106, 180
phlebitis of	19, 107, 152, 180
retained secundines	107, 179
rupture of uterus	107, 179
septicaemia	46, 107, 135, 180
thrombosis of	19, 107, 152, 180
vulva, haematoma of	105, 179
Pulex penetrans	63, 94, 184
Pulmonary artery, embolism of	88, 152
thrombosis of	88, 152
emphysema, congenital	88, 156
interlobular	88, 156
senile	88, 156
miliary tuberculosis, acute	47, 88, 136
tuberculosis, chronic	47, 88, 136
Punctum lacrimale, stenosis of	42, 149
Punctured wounds, <i>see</i> various organs, structures and regions	
Purpura	16, 140
Pyæmia	46
Pyelitis	102, 169
Pyelonephritis	102, 169
Pylephlebitis	19, 25, 152
Pyloric incontinence	35, 159
Pylorospasm	35, 159
Pylorus, stenosis of	35, 160



Pyonephrosis .....	102,	169
Pyopneumopericardium .....	21,	150
Pyopneumothorax .....	90,	155
Pyorrhoea alveolaris .....	30,	157
Pyridine poisoning, industrial .....	71,	142
Pyrogallic acid, poisoning .....	71,	195
Quarries, traumatism in .....	109,	197
Quays, traumatism on .....		109
Quinine poisoning .....	67,	193
Rabies .....	46, 52,	135
Radium burns .....	92, 110,	182, 195
Railroads, traumatism by .....	109,	197
Railway spine .....	59,	146
Ranula .....	30, 96,	157
Raynaud's disease .....	54,	181
Recurrent vomiting .....	36,	160
Recto-urethral fistula .....	33, 104,	171
Rectovaginal fistula .....	33, 78,	164
Rectum, abrasion of .....		115
abscess about .....	32,	164
burn of .....		115
congenital malformation of .....	33,	189
diseases of .....	32,	164
fistulae of .....	33, 78, 104,	164, 171
foreign body in .....	33,	164
gonococcus infection of .....	33,	137
haemorrhage from .....	33,	164
injuries of .....		115
parasite in .....	24, 60,	162
prolapse of .....	33,	165
spasm of .....	33,	165
stricture of .....	33,	165
syphilis of .....	34,	137
tuberculosis of .....	34,	137
tumors of, benign .....	95,	96
malignant .....	98,	138
ulcer of .....	34,	165
wound of, gunshot .....		115
incised .....		115
lacerated .....		115
punctured .....		115
stab .....		115



Redundant prepuce.....	81,	173
scrotum.....	83,	173
Refraction, errors of.....	40,	147
Regional injuries.....		125
Regulation, diet.....	53,	190
Regurgitation from stomach.....	35,	159
Relapsing fever.....	46,	133
Relaxation of pelvic floor.....	79,	176
Renal colic.....	101,	169
haematuria.....	101,	168
Reproductive organs, congenital malformation of		
female.....	15,	189
male.....	15,	189
diseases of female.....	73,	173
male.....	81,	171
injuries of female.....		119
male.....		119
tumors of female, benign,		
95, 97,	173,	175
malignant..	98,	138
male, benign.....	95,	97
malignant..	98,	139
Resorcin poisoning.....	71,	195
Respiratory system, congenital malformation of..	15,	189
diseases of.....	86,	154
injuries of.....		122
tumors of, benign.....	95,	97
malignant.....	98,	139
Retained intubation tube.....	87,	155
secundines, parturition.....	107,	179
puerperium.....	107,	179
Retention cyst of.....		96
lingual duct.....	30,	157
milk.....	74,	181
of urine.....	100,	170
Retina, detachment of.....	41,	148
haemorrhage into.....	41,	148
hyperaesthesia of.....	41,	148
Retinal artery, embolism of.....	41,	152
thrombosis of.....	42,	152
vein, thrombosis of.....	42,	152
Retinitis.....	42,	149
Retrocession of uterus.....	77,	175
Retroflexion of uterus.....	77,	175
Retroperitoneal hernia.....	43,	163
Retroversion of uterus.....	77,	175



Rheumatic fever, acute.....	46, 51.	139
subacute .....	46, 51.	139
Rheumatism, chronic articular .....	54,	139
muscular .....	54,	188
Rhinitis, acute.....	89,	154
atrophic. ....	89,	154
hypertrophic .....	89,	154
Rhinolith .....	89,	154
Rhinoscleroma .....	94,	154
Rhus toxicodendron poisoning.....		71
Rib, cervical .....	14,	188
dislocation of .....		117
fracture of.....		112
compound .....		112
Rickets. ....	18, 54,	137
Ringworm .....	93, 94,	182
Rocky Mountain spotted fever.....	46,	135
Rosacea .....	94,	184
Round ligament, hydrocele of.....	76,	176
Rumination .....	35,	160
Rupture of bladder.....		124
gallbladder .....		114
gallduct. ....		114
globe .....		116
heart, spontaneous .....	20,	151
intestine .....		114
kidney. ....		125
ligament. ....		117
liver.....		114
muscle .....		118
sheath of.....		118
nerve .....		119
oesophagus. ....		114
spontaneous .....	32,	159
omentum .....		114
pancreas .....		114
peritoneum .....		114
spleen.....		124
spontaneous.....	37,	166
stomach .....		114
tendon .....		118
thoracic duct .....		117
tympanum, traumatic.....		115
ureter.....		125
urethra .....		125



## Rupture of—Continued

uterus, parturition.....	107,	179
puerperium.....	107,	179
traumatic.....		121
Saccharomyces.....	63,	135
Sacrum, fracture of.....		112
compound.....		112
Salicylate poisoning.....	71,	195
Salicylic acid poisoning.....	71,	195
Salivary duct, abscess of.....	30,	157
concretion in.....	30,	157
congenital malformation of.....	30,	189
cyst of, retention.....	30,	157
fistula of.....	30,	157
foreign body in.....		114
inflammation of.....	30,	157
tumors of, benign.....	95,	96
malignant.....	98,	137
wound of, gunshot.....		114
incised.....		114
lacerated.....		114
stab.....		114
ducts, diseases of.....	30,	157
injuries of.....		114
gland, abscess of.....	30,	157
concretion in.....	30,	157
congenital malformation of.....	30,	189
fistula of.....	30,	157
foreign body in.....		114
inflammation of.....	30,	157
parotid, gaseous tumor of.....	30,	157
tumors of, benign.....	95,	96
malignant.....	98,	137
wound of, gunshot.....		114
incised.....		114
lacerated.....		114
punctured.....		114
stab.....		114
glands, diseases of.....	30,	157
injuries of.....		114
Salpingitis, acute.....	76,	176
chronic.....	76,	176
eustachian, acute.....	38,	150
chronic.....	38,	150



Saltatory spasm.....	60, 147
Santonin poisoning.....	71, 195
Sarcoma of .....	98, 137, 138, 139
Sarcopsiliasis.....	63, 94, 184
Sarcoptes scabiei.....	63, 182
Scabies.....	63, 94, 182
Scalds .....	110, 196
Scalp, abrasion of.....	128
avulsion of.....	128
burn of.....	128
contusion of.....	128
foreign body in.....	128, 198
haematoma of .....	128
injuries of.....	128
wound of, gunshot.....	128
incised.....	128
lacerated .....	128
punctured.....	128
stab.....	128
Scapula, fracture of.....	112
compound .....	112
Scarlet fever.....	46, 101, 134, 167
Schistosomiasis, intestinal.....	44, 46, 61, 63, 162
urinary.....	44, 46, 61, 63, 162, 169
Schistosomidae.....	63, 162
Schistosomum haematobium.....	63, 162
Japonicum.....	63, 162
Mansoni.....	63, 162
Sclerema (— 3 mo.).....	108, 190
Scleritis.....	42, 149
Sclerodermia.....	94, 184
Sclerosis, amyotrophic lateral.....	58, 144
arterial, cerebral.....	56, 151
disseminated.....	58, 144
general arterial.....	18, 19, 54, 151, 191
lateral.....	58, 144
of corpus cavernosum.....	81, 173
ovary.....	76, 176
Scopolamine poisoning.....	69, 194
Scrotum, abrasion of.....	120
abscess of.....	82, 171
burn of.....	120
congenital malformation of.....	82, 189
contusion of.....	120
diseases of.....	82, 171



## Scrotum—Continued

elephantiasis of, nonfilarial . . . . .	82,	183
foreign body in . . . . .	120,	198
frostbite of . . . . .	120,	197
gangrene of . . . . .	53,	181
infective . . . . .	83,	181
haematoma of . . . . .	120	
injuries of . . . . .	120	
redundant . . . . .	83,	173
syphilis of . . . . .	83,	137
tuberculosis of . . . . .	83,	137
tumors of, benign . . . . .	95,	97
malignant . . . . .	98,	139
wound of, gunshot . . . . .	120	
incised . . . . .	120	
lacerated . . . . .	121	
punctured . . . . .	121	
stab . . . . .	121	
Scurvy . . . . .	54,	139
Sea sickness . . . . .	54,	198
Sebaceous cyst . . . . .	96	
Seborrhoea . . . . .	94,	184
Secondary haemorrhage . . . . .	130	
Section, Caesarean . . . . .	131	
Secundines, retained, parturition . . . . .	107,	179
puerperium . . . . .	107,	179
Seminal emissions . . . . .	73,	173
vesicle, abscess of . . . . .	83,	172
concretion in . . . . .	83,	172
congenital malformation of . . . . .	83,	189
gonococcus infection of . . . . .	83,	137, 172
syphilis of . . . . .	83,	137
tuberculosis of . . . . .	83,	137
tumors of, benign . . . . .	95,	97
malignant . . . . .	98,	139
vesicles, diseases of . . . . .	83,	172
Senile pulmonary emphysema . . . . .	88,	156
psychosis . . . . .	52, 54,	191
Senility . . . . .	54,	191
Separation, epiphyseal, of, traumatic . . . . .	111	
Septichaemia . . . . .	46,	135
puerperium . . . . .	46, 107,	135, 180



Septum, nasal, abscess of .....	89, 154
deviation of .....	89, 154
fracture of .....	123
haematoma of .....	123
perforated .....	89, 154
spur on .....	89, 154
Serofibrinous pleurisy .....	90, 155
Serum, operation for injection of .....	131
poisoning .....	71, 195
Sewer gas poisoning .....	71, 196
industrial .....	71, 142
Sexual instincts, perverted .....	51, 144
Shell fish poisoning .....	68, 191
Shock .....	54, 198
electric, injury from .....	129, 197
Shoulder, abrasion of .....	127
amputation of, accidental .....	127
avulsion of .....	127
burn of .....	127
contusion of .....	127
crush of .....	127
dislocation of .....	117
foreign body in .....	127, 198
frostbite of .....	127, 197
girdle, congenital malformation of .....	15, 190
haematoma of .....	127
injuries of .....	127
wound of, gunshot .....	127
incised .....	128
lacerated .....	128
punctured .....	128
stab .....	128
Sickness, milk .....	53, 135
sea .....	54, 198
Silver poisoning, acute .....	71, 195
chronic .....	71, 91, 142
Simple anaemia .....	15, 140
tic .....	60, 147
Sinus, frontal, foreign body in .....	90, 185
parasite of .....	60, 90, 155
maxillary, foreign body in .....	90, 185
parasite of .....	60, 90, 155
of .....	54, 184
thrombosis of .....	58, 152
Sinuses of nose, accessory, diseases of .....	90, 185



Sinusitis, ethmoidal.....	90,	185
frontal.....	90,	185
maxillary.....	90,	185
sphenoidal.....	90,	186
Skin, aspergillosis of.....	61, 64,	135
atrophy of.....	91,	182
blastomycosis of.....		93
cicatrix of.....	91,	182
congenital malformation of.....	15, 91,	190
diseases of.....	91,	182
donor.....	54, 94,	199
operation on.....		131
fibroma of.....	92, 95,	183
fissure of.....	92,	183
grafting, operation for.....		131
parasitic diseases of.....	60, 93,	184
syphilis of.....	94,	137
tuberculosis of.....	93, 94,	137, 183
tumors of, benign.....	95,	97
malignant.....	98,	138
ulcer of.....	94,	184
Skull, congenital malformation of.....	15,	189
fracture of.....	112,	118
compound.....	112,	118
Small pox.....	46,	133
Smoke inhalation.....	130,	196
Snake venom poisoning.....	71,	192
Snow blindness.....	42,	149
Sodium carbonate poisoning.....	71,	195
chlorate poisoning.....	71,	195
chloride poisoning.....	71,	195
hydroxide poisoning.....	71,	195
Somnambulism.....	59,	147
Sparganum proliferum.....	64,	162
Spasm, habit.....	59,	147
nodding.....	59,	147
of oesophagus.....	32,	159
rectum.....	33,	165
saltatory.....	60,	147
Spasmodic laryngeal cough.....	87,	154
Spastic paralysis, infantile.....	57,	144
paraplegia, hereditary.....	58,	144
Special structures, injuries of.....		111
Spermatic cord, diseases of.....	84,	172
gonococcus infection of.....	84,	137, 173



## Spermatic cord—Continued

haematocele of.....	84,	172
haematoma of.....		121
nontraumatic.....	84,	173
hydrocele of.....	84,	173
inflammation of.....	84,	173
injuries of.....		121
syphilis of.....	84,	137
torsion of, nontraumatic.....	84,	173
traumatic.....		120
tuberculosis of.....	84,	137
tumors of, benign.....	95,	97
malignant.....	98,	139
wound of, incised.....		120
punctured.....		120
stab.....		120
Spermatocele.....	85,	173
Spermatorrhoea.....	73,	173
Sphenoidal sinusitis.....	90,	186
Spinal column, congenital malformation of.....	15,	189
cord, compression of.....		119
concussion of.....		119
congenital malformation of.....	56,	189
contusion of.....		119
diseases of.....	56,	143
foreign body in.....	119,	198
haemorrhage of, traumatic.....		119
injuries of.....		119
laceration of.....		119
parasite of.....	58, 60,	144
syphilis of.....	58,	137
tuberculosis of.....	58,	137
tumors of, benign.....	95,	97
malignant.....	98,	139
wound of, gunshot.....		119
incised.....		119
punctured.....		119
stab.....		119
meninges, syphilis of.....	58,	137
tuberculosis of.....	58,	136
meningitis.....	57,	143
nerves, diseases of.....	58,	146
injuries of.....		119
pachymeningitis.....	57,	143
Spine, curvature of.....	17, 48,	137



Splanchnoptosis .....	24,	165
Spleen, abscess of.....	36,	166
amyloid .....	36,	166
congenital malformation of.....	36,	189
diseases of .....	36,	166
foreign body in.....	124,	198
infarct of .....	36,	166
injuries of .....		124
parasite of .....	37, 60,	166
rupture of .....		124
spontaneous.....	37,	166
syphilis of .....	37,	137
tuberculosis of .....	37,	137
tumors of, benign.....	95,	97
malignant.....	98,	139
wound of, gunshot.....		124
incised .....		124
lacerated.....		124
punctured .....		124
stab.....		124
Splenic anaemia.....	15,	140
pseudoleuchaemia.....	15,	140
Splenitis, acute.....	37,	166
chronic interstitial.....	37,	166
Splenomegaly, primary .....	15,	140
Splenoptosis.....	37,	166
Spondylitis deformans.....	48,	188
Spontaneous rupture of heart.....	20,	151
oesophagus.....	32,	159
spleen.....	37,	166
Sporotrichosis of .....	63, 94,	136
Spotted fever, Rocky Mountain.....	46,	135
Sprain of joint.....		117
Sprains (cause not classified).....	111,	198
Sprue.....	24,	165
Spur on nasal septum.....	89,	154
Stab wounds, <i>see</i> various organs, structures and regions		
Stammering .....	60,	147
Staphyloma of cornea.....	42,	149
Starvation .....	54,	197
State, alcoholic hallucinatory delusional.....	51,	145
paranoid.....	51,	145
psychopathic, constitutional.....	51,	144
Status lymphaticus.....	37, 50,	153
Steam railroads, traumatism by .....	109,	197



Stenosis of bronchus.....	86,	156
gallduct .....	26,	166
larynx.....	87,	155
nasal duct.....	42,	149
punctum lacrimale.....	42,	149
pylorus .....	35,	160
trachea.....	86,	156
Sterility .....	73,	173, 176
Sternum, dislocation of.....		117
fracture of.....		112
compound.....		112
Stillborn child.....		108
Sting, insect.....	69,	192
Stokes-Adams' disease.....	20,	153
Stomach, adhesions about.....	34,	166
atony of.....	34,	159
atrophy of.....	34,	159
congenital malformation of.....	34,	189
contusion of.....		114
deformity of, acquired.....	34,	159
dilatation of, acute.....	34,	159
chronic.....	34,	159
diseases of.....	34,	159
foreign body in.....	34,	159
injuries of.....		114
parasite of.....	35,	162
regurgitation from.....	35,	159
rupture of.....		114
syphilis of.....	35,	137
tuberculosis of.....	35,	136
tumors of, benign.....	95,	96
malignant .....	98,	138
ulcer of.....	35,	159
perforating.....	35,	159
wound of, gunshot.....		114
incised .....		114
lacerated. ....		114
punctured. ....		114
stab.....		114
Stomatitis.....	28,	158
gangrenous.....	28,	181
Strain of joint.....		117
muscle.....		118
Strains (cause not classified).....	111,	198
Stramonium poisoning.....	71,	195



Strangulation .....	130
of penis .....	120
Street railroads, traumatism by .....	109, 197
Stretching of nerve, operative .....	119
Stricture of intestine .....	24, 164
oesophagus .....	32, 159
pharynx .....	29, 158
rectum .....	33, 165
ureter .....	103, 169
urethra .....	104, 171
uterine canal .....	78, 175
Stroke, lightning .....	110, 129, 197
Strongylidae .....	63
Strongyloides intestinalis .....	64, 162
Strongylus bronchialis .....	63
Gibsoni .....	64, 162
gigas .....	63
subtilis .....	64, 162
Strophanthin poisoning .....	72, 195
Strophanthus poisoning .....	71, 195
Strychnine poisoning .....	70, 194
Stump, amputation .....	52, 187
Stuttering .....	60, 147
Subdural haemorrhage .....	57, 144
injection of antitoxin .....	131
Subinvolution of uterus .....	78, 180
Submammary abscess .....	73, 177
puerperium .....	73, 104, 177, 180
Submersion .....	111, 129, 196
Subphrenic abscess .....	27, 167
Subway railroads, traumatism by .....	109, 197
Sudamina .....	94, 184
Suffocation .....	111, 130, 196
Sulphonal poisoning, acute .....	72, 195
chronic .....	72, 142
Sulphur chloride poisoning, industrial .....	72, 142
Sulphuretted hydrogen poisoning .....	72, 196
industrial .....	71, 72, 142
Sulphuric acid poisoning .....	72, 195
Sulphurous acid poisoning .....	72, 195
vapor poisoning, industrial .....	72, 142
Sunburn .....	92, 130, 182, 196
Sunstroke .....	111, 130, 197



Suppurative nephritis, disseminated .....	102,	169
pleurisy .....	90,	155
Suprarenal gland, congenital malformation of .....	37,	189
diseases of .....	37, 140,	153
haemorrhage into .....	37,	153
syphilis of .....	37,	137
tuberculosis of .....	37,	140
tumors of, benign .....	95,	97
malignant .....	98,	139
Surface railroads, traumatism by .....	109,	197
Swallowing powdered glass, injury from .....		129
Sycosis .....	64, 94,	182
Symblepharon .....	42,	149
Symphysiotomy .....		132
Syncope .....	54, 56,	146
Syndrome, Korssakow's .....	51,	141
Synechia .....	41,	148
Synovitis, acute .....	47,	186
chronic .....	47,	186
traumatic .....	47, 117,	168
Syphilis .....	46,	137
of. ....	46,	137
anus .....	34,	137
artery .....	19,	137
bladder .....	100,	137
bone .....	18,	137
brain .....	58,	137
bronchus .....	86,	137
bursa .....	18,	137
cartilage .....	18,	137
cerebral meninges .....	58,	137
cerebrospinal meninges .....	58,	137
ear .....	39,	137
epididymis .....	85,	137
eye .....	42,	137
eyelid .....	42,	137
Fallopian tube .....	77,	137
heart .....	20,	137
intestine .....	24,	137
joint. ....	48,	137
kidney .....	102,	137
larynx .....	87,	137
lip .....	28,	137



## Syphilis of—Continued

liver . . . . .	25,	137
lung . . . . .	88,	137
lymph nodes . . . . .	50,	137
mammary gland . . . . .	74,	137
mouth . . . . .	28,	137
muscle . . . . .	55,	137
nasal passage . . . . .	89,	137
nerve . . . . .	59,	137
oesophagus . . . . .	32,	137
ovary . . . . .	77,	137
palate . . . . .	29,	137
pancreas . . . . .	32,	137
penis . . . . .	81,	137
pericardium . . . . .	21,	137
peritoneum . . . . .	27,	137
pharynx . . . . .	29,	137
pineal gland . . . . .	36,	137
prostate . . . . .	82,	137
rectum . . . . .	34,	137
scrotum . . . . .	83,	137
seminal vesicle . . . . .	83,	137
skin . . . . .	94,	137
spermatic cord . . . . .	84,	137
spinal cord . . . . .	58,	137
meninges . . . . .	58,	137
spleen . . . . .	37,	137
stomach . . . . .	35,	137
suprarenal gland . . . . .	37,	137
tendon sheath . . . . .	56,	137
testicle . . . . .	85,	137
thymus gland . . . . .	37,	137
thyroid gland . . . . .	38,	137
tongue . . . . .	31,	137
tonsil . . . . .	31,	137
trachea . . . . .	86,	137
urethra . . . . .	104,	137
uterus . . . . .	78,	137
uvula . . . . .	29,	137
vagina . . . . .	79,	137
vein . . . . .	19,	137
vulva . . . . .	80,	137
Syringomyelia . . . . .	58,	144
arthropathy of . . . . .	48,	143



Tabardillo.....	46,	135
Tabes dorsalis.....	58,	143
arthropathy of.....	48,	143
Tachycardia.....	21,	153
Taenia echinococcus.....	64,	163
saginata.....	64,	163
solium.....	64,	163
Talipes.....	49,	188
congenital.....	15, 49,	188
Tansy poisoning.....	72,	195
Tape worms.....	64,	162
Tarsus, dislocation of.....		117
Tartaric acid poisoning.....	72,	195
Tea poisoning.....	72,	142
industrial.....	72,	142
Teeth, diseases of.....	30,	157
injuries of.....		114
Tendon, dislocation of.....		118
rupture of.....		118
sheath, abscess of.....	56,	187
gonococcus infection of.....	56,	137
syphilis of.....	56,	137
tuberculosis of.....	56,	137, 187
sheaths, diseases of.....	56,	187
tumors of, benign.....	95,	96
malignant.....	98,	139
wound of, incised.....		118
lacerated.....		118
punctured.....		118
stab.....		118
Tendons, diseases of.....	56,	187
injuries of.....		118
Tenontosynovitis of.....	56,	188
Teratoma of.....		96
Terrors, night.....	59,	146
Testicle, abscess of.....	84,	172
atrophy of.....	84,	172
congenital malformation of.....	84,	189
contusion of.....		121
diseases of.....	84,	172
dislocation of.....		121
gangrene of.....	85,	181
gonococcus infection of.....	84, 85, 137,	172, 173
injuries of.....		121
syphilis of.....	85,	137



## Testicle—Continued

tuberculosis of.....	85,	137
tumors of, benign.....	95,	97
malignant.....	98,	139
wound of, gunshot.....		121
incised.....		121
lacerated.....		121
punctured.....		121
stab.....		121
Tetanus.....	45, 52,	135
Tetany.....	54,	147
Thermic fever.....	130,	197
Thigh, abrasion of.....		127
amputation of, accidental.....		127
avulsion of.....		127
burn of.....		127
contusion of.....		127
crush of.....		127
foreign body in.....	127,	198
frostbite of.....	127,	197
haematoma of.....		127
injuries of.....		127
wound of, gunshot.....		127
incised.....		127
lacerated.....		127
punctured.....		127
stab.....		127
Thoracic duct, fistula of.....	50,	153
rupture of.....		117
wound of, gunshot.....		117
incised.....		117
lacerated.....		117
stab.....		117
Thoracointestinal fistula.....	91,	155
Thorax, congenital malformation of.....	15,	190
Threatened abortion.....	104,	178
miscarriage.....	106,	179
Thrombosis of.....	19,	152
puerperium.....	19, 107,	152, 180
cerebral artery.....	58,	152
vein.....	58,	152
mesenteric artery.....	24, 26,	152
vein.....	24, 26,	152
portal vein.....	25,	152



## Thrombosis of—Continued

pulmonary artery .....	88,	152
vein .....	88,	152
retinal artery .....	42,	152
vein .....	42,	152
sinus .....	58,	152
Thrush .....	28, 62, 64,	158
Thumb, dislocation of .....		116
Thymus extract poisoning .....	72,	195
gland, diseases of .....	37,	153
persistent .....	37,	153
syphilis of .....	37,	137
tuberculosis of .....	37,	137
tumors of, benign .....	95,	97
malignant .....	98,	139
Thyreoid extract poisoning .....	72,	195
gland, congenital malformation of .....	37,	189
diseases of .....	37,	155
parasite of .....	38, 60,	155
syphilis of .....	38,	137
tuberculosis of .....	38,	137
tumors of, benign .....	95,	97
malignant .....	98,	139
Thyreoiditis, acute .....	38,	155
chronic .....	38,	155
Thyreoigenous psychosis .....	38, 52,	145
Tic, convulsive .....	60,	147
coördinated .....	60,	147
painful of .....	60,	147
psychical .....	51, 60,	144, 147
simple .....	60,	147
Tidal waves, traumatism by .....		109
Tin poisoning .....	72,	142
Tobacco poisoning, acute .....	72,	195
chronic .....	72,	143
industrial .....	72,	142
Toe, abrasion of .....		127
amputation of, accidental .....		127
avulsion of .....		127
burn of .....		127
contusion of .....		127
crush of .....		127
dislocation of .....		117
foreign body in .....	127,	198
frostbite of .....	127,	197



## Toe—Continued

haematoma of.....	127
hammer.....	56, 188
injuries of.....	127
nail, avulsion of.....	127
wound of, gunshot.....	127
incised.....	127
lacerated.....	127
punctured.....	127
stab.....	127
Toenail, avulsion of.....	127
Tokelau.....	61, 64, 135
Tongue, abrasion of.....	114
abscess of.....	30, 157
atrophy of.....	30, 157
burn of.....	114
congenital malformation of.....	30, 189
contusion of.....	114
diseases of.....	30, 157
foreign body in.....	114
injuries of.....	114
parasite of.....	31, 60, 157
syphilis of.....	31, 137
tuberculosis of.....	31, 137
tumors of, benign.....	95, 96
malignant.....	98, 137
wound of, gunshot.....	114
incised.....	114
lacerated.....	114
punctured.....	114
stab.....	114
Tonsil, abrasion of.....	114
burn of.....	114
foreign body in.....	114, 198
hypertrophy of.....	31, 158
parasite of.....	31, 158
syphilis of.....	31, 137
tuberculosis of.....	31, 137
tumors of, benign.....	95, 96
malignant.....	98, 137
wound of, gunshot.....	114
incised.....	114
lacerated.....	144
punctured.....	114
stab.....	114



Tonsillar abscess.....	31,	158
Tonsillitis .....	31,	158
Tonsils, diseases of.....	31,	158
injuries of.....		114
Tooth, avulsion of .....		114
caries of.....	30,	157
extraction of.....		131
fracture of.....		114
Tornadoes, traumatism by.....		109
Torsion of omentum.....	26,	167
spermatic cord, nontraumatic .....	84,	173
traumatic .....		121
Torticollis .....	55,	188
Toxaemia of pregnancy .....	36, 102, 107, 160, 168,	180
Toxic, infective, exhaustive and, psychosis.....	51,	145
Trachea, abrasion of.....		124
burn of.....		124
congenital malformation of.....	86,	189
diseases of .....	86, 155,	156
fistula of.....	86,	156
foreign body in.....	86,	198
injuries of .....		124
parasite in wall of.....	60, 86,	156
stenosis of .....	86,	156
syphilis of.....	86,	137
tuberculosis of.....	86,	136
tumors of, benign .....	95,	97
malignant.....	98,	139
ulcer of.....	86,	156
wound of, gunshot.....		124
incised.....		124
punctured.....		124
stab.....		124
Tracheal cartilage, fracture of.....		124
rings, ossification of.....	17, 86, 156,	188
Tracheitis .....	86,	155
Tracheocele.....	86,	156
Trachoma.....	40, 42,	147
Transfusion of blood for.....		131
Transportation injuries.....		109
Transposition of viscera.....	15,	190
Transverse myelitis.....	57,	144
Traumatic castration .....		121
emphysema .....		129
epilation .....		128



## Traumatic—Continued

epiphyseal separation of .....	111
haematoma of external ear .....	115
vulva .....	122
haemorrhage into joint .....	117
of brain .....	118
spinal cord .....	119
under conjunctiva .....	116
neurosis .....	59, 146
ossifying myositis .....	55, 188
psychosis .....	52, 145
rupture of tympanum .....	115
uterus .....	121
synovitis .....	47, 117, 186
torsion of spermatic cord .....	121
urethral fever .....	104, 125, 171
Traumatism by aeroplanes .....	109
automobiles .....	109
balloons .....	109
building operations .....	109
conflagration .....	108, 130, 195, 196
crushing, other .....	109, 197
cutting instruments .....	110, 196
diving, deep sea .....	109
earthquakes .....	109
electricity, industrial .....	109, 197
nonindustrial .....	109, 110, 197
electric railroads (extraurban) .....	109
elevators, freight .....	109
passenger .....	109
explosives .....	110
fall .....	110, 197
firearms .....	110, 196
fireworks .....	110
floods .....	109
forest fires .....	108, 195
freight elevators .....	109
heat in engine rooms .....	109
laundries .....	109
horses, ( <i>see also</i> injuries by animals) .....	109
landslides .....	109
machines in factories .....	109
workshops .....	109
other .....	109



## Traumatism by—Continued

passenger elevators.....	109
piercing instruments.....	110, 196
railroads, electric (extraurban) ..	109, 197
steam .....	109, 197
street.....	109, 197
tidal waves.....	109
tornadoes .....	109
transportation agencies .....	109
vehicles, other.....	109, 197
volcanic eruption.....	109
water transportation.....	109
in mines .....	109, 197
quarries .....	109, 197
tunnelling .....	109
vessels.....	109
workshops .....	109
on docks .....	109
dry docks .....	109
piers .....	109
quays.....	109
wharfs.....	109
<i>see</i> Injuries	
Trembles .....	53, 135
Trichiasis.....	42, 149
Trichina spiralis.....	64, 163
Trichiniasis .....	46, 64, 163
Trichocephalus dispar .....	64, 163
Trichomonas hominis.....	62, 162
Trichophyton .....	64, 182
Trichophytosis .....	64, 94, 182
Trichosporum .....	64
Trichostrongylus instabilis.....	64, 162
Trichuriasis.....	64, 163
Trichuris trichiura.....	64, 163
Trigger finger.....	49, 188
Trional poisoning, acute .....	72, 195
chronic.....	72, 143
Trypanosoma .....	64
Trypanosomiasis.....	46, 64, 65, 140
Tuberculide.....	94, 137
Tuberculosis, acute bronchopneumonic.....	47, 88, 136
general.....	47, 136
pneumonic.....	47, 88, 136
pulmonary miliary.....	47, 88, 136



## Tuberculosis—Continued

chronic pulmonary.....	47, 88,	136
of.....	47,	136, 137
anus.....	34,	137
appendix.....	22,	136
artery.....	19,	137
bladder.....	100,	137
bone.....	16, 18,	137
brain.....	58,	136
bronchus.....	86,	136
bursa.....	18,	137
cartilage.....	18,	137
cerebral meninges.....	58,	136
cerebrospinal meninges.....	58,	136
Cowper's gland.....	81,	137
ear.....	39,	137
epididymis.....	85,	137
eye.....	42,	137
Fallopian tube.....	77,	137
heart.....	20,	137
intestine.....	24,	136
joint.....	49,	136
kidney.....	102,	137
larynx.....	87,	136
lip.....	28,	137
liver.....	25,	137
lymph node.....	49, 50,	137
mammary gland.....	74,	137
mouth.....	28,	137
muscle.....	55,	137
nasal passage.....	89,	137
oesophagus.....	32,	137
omentum.....	26,	136
ovary.....	77,	137
palate.....	29,	137
pancreas.....	32,	137
penis.....	81,	137
pericardium.....	21,	137
peritoneum.....	27,	136
pharynx.....	29,	137, 158
pineal gland.....	36,	137
pleura.....	91,	136
prostate.....	82,	137
rectum.....	34,	137



## Tuberculosis of—Continued

scrotum.....	83, 137
seminal vesicle.....	83, 137
skin.....	93, 94, 137, 183
spermatic cord.....	84, 137
spinal cord.....	58, 137
meninges.....	58, 136
spleen.....	37, 137
stomach.....	35, 136
suprarenal gland.....	37, 140
tendon sheath.....	56, 137, 187
testicle.....	85, 137
thymus gland.....	37, 137
thyreoid gland.....	38, 137
tongue.....	31, 137
tonsil.....	31, 137
trachea.....	86, 136
ureter.....	103, 137
urethra.....	104, 137
uterus.....	78, 137
uvula.....	29, 137
vagina.....	79, 176
vein.....	19, 137
vulva.....	80, 137
Tuberculous abscess of....	16, 29, 43, 48, 49, 55, 137, 158
bone.....	16, 137, 185
cartilage.....	16, 137
lymph nodes.....	49, 137
muscle.....	55, 137
pharynx.....	29, 137, 158
vertebrae.....	16, 136
Tumor, phantom.....	54, 199
Tumors, benign.....	95, 139, 173, 175
malignant.....	98, 137
mixed-benign.....	96
-malignant.....	99
Tunica vaginalis, diseases of.....	85, 172
haematocele of.....	85, 121, 172
hydrocele of.....	85, 173
injuries of.....	121
Tunnelling, traumatism in.....	109
Turpentine poisoning.....	72, 195
vapor poisoning.....	72, 196
industrial.....	72, 142



Tympanum, rupture of, traumatic.....	115	
wound of, punctured.....	115	
Typhoid bacillus carrier.....	47,	133
Typhoid fever.....	47, 51, 52,	133, 145
Typhus fever.....	47,	133
Mexican.....	46,	135
Ulcer of bladder.....	100,	170
bronchus.....	86,	156
cornea.....	42,	149
duodenum.....	24,	161
perforating.....	24,	161
epiglottis.....	87,	155
eye.....	42,	149
intestine (2 yrs. +).....	24,	161
(— 2 yrs.).....	24,	160
perforating (2 yrs. +).....	24,	161
(— 2 yrs.).....	24,	160
mouth.....	28,	158
nasal passage.....	89,	154
rectum.....	34,	165
skin.....	94,	184
varicose.....	94,	152
stomach.....	35,	159
perforating.....	35,	159
trachea.....	86,	156
Ulcerative enteritis.....	23,	160, 161
Umbilical cord, haemorrhage from.....	107,	190
hernia.....	43,	164
strangulated.....	43,	164
Uncinariasis.....	63, 65,	161
Unclassified dysentery.....	22, 45,	134
violence.....		110
Union of bone, delayed.....	18,	186
faulty.....	18,	186
vicious.....	18,	186
cartilage, faulty.....	18,	188
Unknown.....	54,	198
cause, fever of.....	45,	198
Upper extremity, injuries of.....		127
Uraemia, acute.....	102,	168
chronic.....	102,	168
Ureter, abrasion of.....		125
calculus in, impacted.....	102,	169
congenital malformation of.....	102,	190



## Ureter—Continued

diseases of.....	102, 168, 169, 170
fistulae of.....	103, 170
foreign body in.....	103, 168
gonococcus infection of.....	103, 137, 169
injuries of.....	125
rupture of.....	125
stricture of.....	103, 169
tuberculosis of.....	103, 137
tumors of, benign.....	95, 98
malignant.....	98, 139
wound of, gunshot.....	125
incised.....	125
lacerated.....	125
punctured.....	125
stab.....	125
Ureteral colic.....	101, 103, 169
Ureteritis.....	103, 169
Uretero-vaginal fistula.....	78, 103, 170
vesical fistula.....	99, 103, 171
Urethra, abrasion of.....	125
abscess about.....	103, 170
acquired deformity of.....	103, 170
burn of.....	125
calculus in, impacted.....	103, 169
caruncle of.....	96, 103, 170
congenital malformation of.....	103, 190
diseases of.....	103, 170
fistulae of.....	104, 171
foreign body in.....	104, 171
gonococcus infection of.....	104, 137, 171
injuries of.....	125
prolapse of.....	104, 171
rupture of.....	125
stricture of.....	104, 171
syphilis of.....	104, 137
tuberculosis of.....	104, 137
tumors of, benign.....	95, 98
malignant.....	98, 139
wound of, incised.....	125
lacerated.....	125
punctured.....	125
stab.....	125
Urethral fever, traumatic.....	104, 125, 171



Urethritis, acute.....	104,	171
chronic.....	104,	171
Urethro-vaginal fistula.....	78,	104, 171
vesical fistula.....	100,	104, 171
Urinary organs, congenital malformation of.....	15,	190
diseases of.....	99,	167
injuries of.....		124
tumors of, benign.....	95,	98
malignant.....	98,	139
schistosomiasis.....	44, 46, 61, 63,	162, 169
Urine, extravasation of.....	103,	170
incontinence of.....	100,	170
retention of.....	100,	170
Urticaria.....	95,	184
pigmentosa.....	95,	184
Uterine canal, stricture of.....	78,	175
ligaments, diseases of.....	75,	175
Utero-vaginal fistula.....	78,	175
vesical fistula.....	78, 100,	171
Uterus, antelexion of.....	77,	174
anteversion of.....	77,	174
atresia of, acquired.....	77,	174
atrophy of.....	77,	174
burn of.....		121
congenital malformation of.....	77,	189
contusion of.....		121
diseases of.....	77,	174
displacement of.....	77,	174
pregnancy.....	105,	178
puerperium.....	77, 105,	180
fistulae of.....		78
injuries of.....		121
laterocession of.....	77,	174
prolapse of.....	77,	174
retrocession of.....	77,	175
retroflexion of.....	77,	175
retroversion of.....	77,	175
rupture of, parturition.....	107,	179
puerperium.....	107,	179
traumatic.....		121
subinvolution of.....	78,	180
syphilis of.....	78,	137
tuberculosis of.....	78,	137
tumors of, benign.....	95, 97,	173
malignant.....	98,	138



## Uterus—Continued

wound of, gunshot.....	121
incised.....	121
lacerated.....	122
punctured.....	122
stab.....	122
Uvula, abrasion of.....	114
burn of.....	114
congenital malformation of.....	14, 28, 189
contusion of.....	114
diseases of.....	28, 158
elongation of.....	29, 158
foreign body in.....	114
injuries of.....	114
syphilis of.....	29, 137
tuberculosis of.....	29, 137
tumors of, benign.....	95, 96
malignant.....	98, 137
wound of, gunshot.....	114
incised.....	114
lacerated.....	114
punctured.....	114
Vaccinia.....	47, 135
Vagina, abrasion of.....	122
abscess of.....	78, 175
atresia of, acquired.....	78, 175
burn of.....	122
congenital malformation of.....	78, 189
cyst of.....	78, 175
diseases of.....	78, 175
fistulae of.....	78
foreign body in.....	79, 198
gonococcus infection of.....	79, 137, 177
injuries of.....	122
syphilis of.....	79, 137
tuberculosis of.....	79, 137
tumors of, benign.....	95, 97
malignant.....	98, 138
wound of, gunshot.....	122
incised.....	122
lacerated.....	122
punctured.....	122
stab.....	122
Vaginal wall, anterior, prolapse of.....	79, 176
posterior, prolapse of.....	79, 176



Vaginismus .....	73, 79, 177
Vaginitis, acute.....	79, 177
chronic.....	79, 177
Vagrancy .....	54, 199
Valvular disease, chronic cardiac.....	20, 151
Vapor poisoning, chlorethyl .....	66, 196
chloroform .....	67, 196
delayed.....	67, 196
ether.....	68, 196
methyl alcohol .....	69, 196
industrial .....	69, 141
petroleum, industrial.....	70, 142
sulphurous acid, industrial.....	72, 142
turpentine.....	72, 196
industrial,.....	72, 142
Varicocele.....	19, 84, 152
Varicose aneurysm of .....	18, 151
ulcer of skin .....	94, 152
Varix of.....	19, 152
aneurysmal .....	18, 152
bladder.....	19, 100, 152
broad ligament.....	19, 77, 152
oesophagus .....	19, 32, 152
vulva.....	19, 80, 152
Vascular crisis of .....	19, 151
Vehicles, traumatism by .....	109, 197
Vein, cerebral, thrombosis of .....	58, 152
congenital malformation of.....	19, 189
contusion of.....	113
embolism of .....	19, 152
puerperium.....	19, 105, 152, 180
mesenteric, thrombosis of.....	24, 26, 152
phlebitis of.....	19, 152
portal, obstruction of.....	25, 166
thrombosis of.....	25, 152
pylephlebitis.....	19, 25, 152
thrombosis of .....	19, 152
cerebral.....	58, 152
puerperium.....	19, 107, 152, 180
retinal .....	42, 152
varix of.....	19, 152
wound of, gunshot.....	113
incised.....	113
lacerated.....	113
punctured.....	113
stab.....	113



Veins, diseases of.....	18,	152
injuries of.....		113
Veldt sore.....	47,	184
Venom poisoning, fish.....	68,	192
snake.....	71,	192
Ventral hernia.....	43,	164
strangulated.....	43,	164
Veratrum poisoning.....	72,	195
Veronal poisoning, acute.....	72,	195
chronic.....	72,	143
Verruga Peruviana.....	47,	140
Version.....		132
Vertebra, abscess of, tuberculous.....	16, 17, 48	136
dislocation of.....		117
fracture of.....	112,	119
compound.....	112,	119
tuberculous abscess of.....	16, 17, 48,	136
Vertigo.....	54,	198
Vesicovaginal fistula.....	78, 100,	171
Vessels, traumatism in.....		109
Vicious union of bone.....	18,	186
Vincent's angina.....	28,	158
Violence, other external.....	110,	198
unclassified.....		110
Viscera, transposition of.....	15,	190
Vision, perverted color.....	42,	149
Vitiligo.....	93,	183
Vitreous humor, opacity of.....	42,	149
Vocal cords, paralysis of.....	87,	146
Volcanic eruption, traumatism by.....		109
Volvulus.....	24,	164
Vomiting, cyclic.....	36,	160
intermittent.....	36,	160
of pregnancy.....	36, 107,	160, 179
periodic.....	36,	160
recurrent.....	36,	160
Vulva, abrasion of.....		122
abscess of.....	79,	175
atrophy of.....	79,	175
burn of.....		122
chancroid of.....	80,	137
congenital malformation of.....	80,	189
contusion of.....		122
diseases of.....	79,	175
elephantiasis of, nonfilarial.....	80,	183



## Vulva—Continued

foreign body in.....	122,	198
gonococcus infection of.....	80,	137
haematoma of, nontraumatic.....	80,	176
puerperium.....	105,	179
traumatic.....		122
hydrocele of.....	80,	176
hypertrophy of.....	80,	176
injuries of.....		122
syphilis of.....	80,	137
tuberculosis of.....	80,	137
tumors of, benign.....	95,	97
malignant.....	98,	138
varix of.....	19, 80,	152
wound of, gunshot.....		122
incised.....		122
lacerated.....		122
punctured.....		122
stab.....		122
Vulvitis, acute.....	80,	177
chronic.....	80,	177
Wart.....	95,	184
Water, deprivation of.....	53,	197
transportation, traumatism by.....		109
Weather, injuries by.....	109, 110,	111
Werlhof's disease.....	16,	139
Wharfs, traumatism on.....		109
Whooping cough.....	47,	134
Workshops, traumatism in.....		109
Wound of, gunshot	} See various organs, structures and region	
incised		
lacerated		
punctured		
stab		
operation.....	129,	199
Wrist, dislocation about.....		117
joint, fracture about.....		112
compound.....		112
Xanthoma.....	95,	184
Xerodermia pigmentosa.....	95,	184
Xerosis.....	42,	149
Xerostomia.....	28,	158
X-ray burns.....	92, 110,	182, 195



Yaws.....	47, 135
Yellow fever.....	47, 134
atrophy of liver, acute.....	25, 165
Zinc poisoning.....	72, 195
Zoster.....	59, 92, 184




## ERRATA

---

- Page 34, **Tuberculosis of Anus and Tuberculosis of Rectum**, for “34” read, 31.
- Page 54, **Vertigo**, for “189A” read, 74.
- Page 66, after “165B Carbon Disulphide Poisoning” insert, when inhaled assign number 168B.
- Page 71, *Rhus Toxicodendron Poisoning*, for “145C” read, 165B.
- Page 78, **Subinvolution of Uterus**, for “140” read, 136.
- Page 136, under Title 31 insert, **Tuberculosis of Anus and Tuberculosis of Rectum.**
- Page 140, for “**Insipidis**” read, **Insipidus.**
- Page 147, under title 74 insert, **Vertigo** do not use as a primary diagnosis when cause can be determined.
- Page 169, for “**Schistosmiasis**” read, “**Schistosomiasis.**”
- Page 179, under Title 136, insert, **Subinvolution of Uterus.**
- Page 180, under Title 140, omit, **Subinvolution of Uterus.**











RC96

N48

1911

New York (City) Bellevue hospital.  
Committee on clinical records.  
Bellevue hospital nomenclature of  
~~diseases and conditions ...~~

COLUMBIA UNIVERSITY LIBRARIES



0041060555



