

The medical practitioner's pocket companion : or a key to the knowledge of diseases, and of the appearances that denote recovery or danger, being an alphabetical arrangement of symptoms with their various indications.

Contributors

National Library of Medicine (U.S.)

Publication/Creation

Philadelphia : Webster, 1822.

Persistent URL

<https://wellcomecollection.org/works/mt846ptq>

License and attribution

This material has been provided by This material has been provided by the National Library of Medicine (U.S.), through the Medical Heritage Library. The original may be consulted at the National Library of Medicine (U.S.) where the originals may be consulted.

This work has been identified as being free of known restrictions under copyright law, including all related and neighbouring rights and is being made available under the Creative Commons, Public Domain Mark.

You can copy, modify, distribute and perform the work, even for commercial purposes, without asking permission.



Wellcome Collection
183 Euston Road
London NW1 2BE UK
T +44 (0)20 7611 8722
E library@wellcomecollection.org
<https://wellcomecollection.org>

W B B
M 491
1822

THE
MEDICAL PRACTITIONER'S
POCKET COMPANION.


Surgeon General's Office

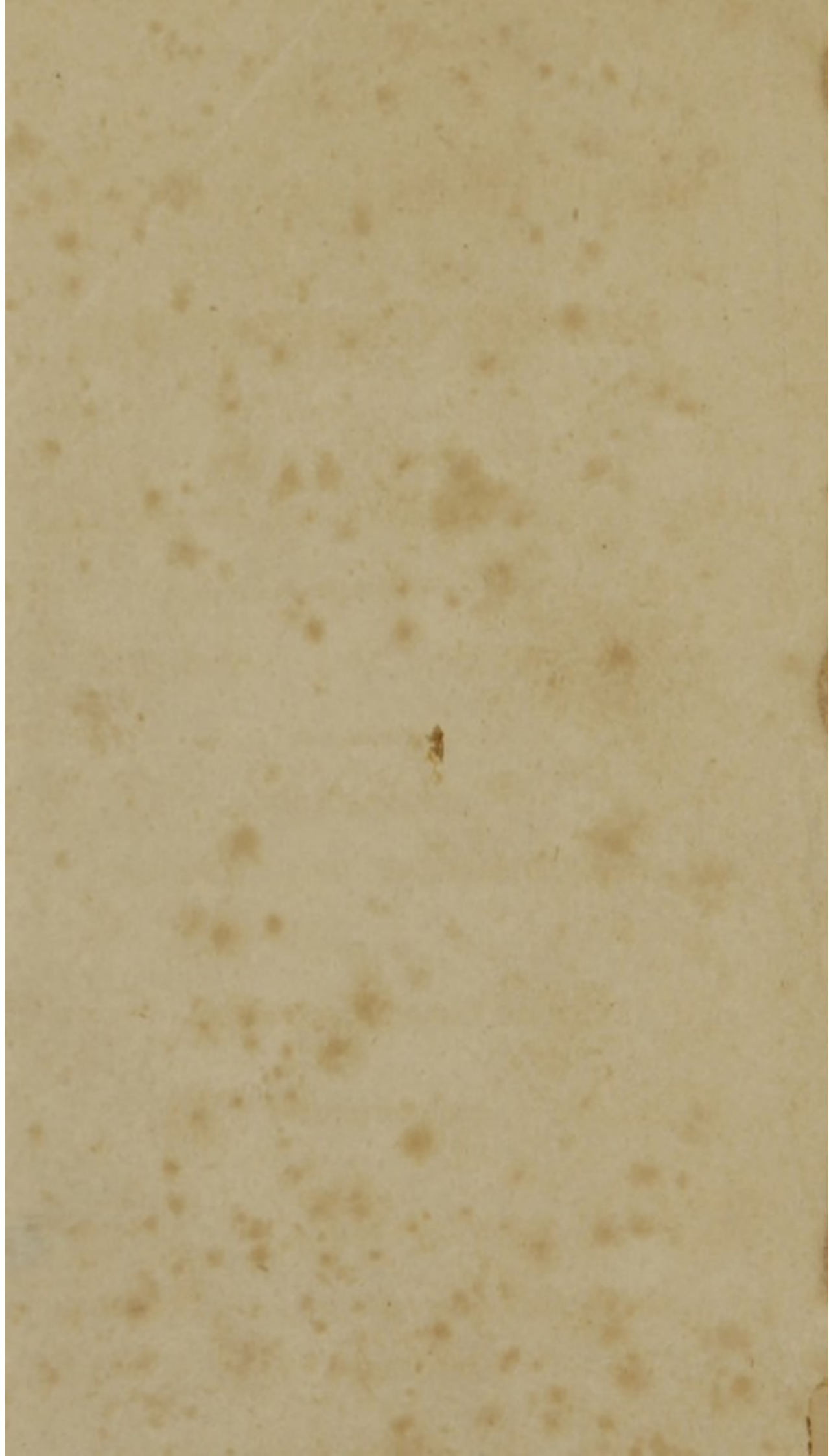
LIBRARY

Section,

No.

106809.





✓
THE
MEDICAL PRACTITIONER'S
Pocket Companion;

OR, A
KEY TO THE KNOWLEDGE OF DISEASES,
AND OF THE APPEARANCES THAT
DENOTE RECOVERY OR DANGER:

BEING AN
ALPHABETICAL
ARRANGEMENT OF SYMPTOMS,

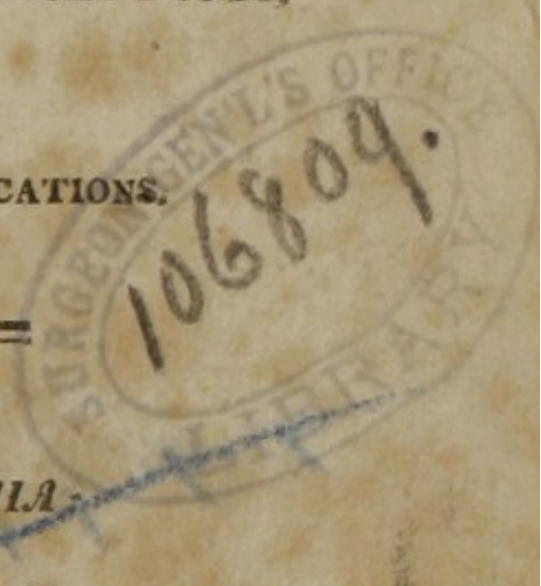
WITH
THEIR VARIOUS INDICATIONS.

PHILADELPHIA.

PUBLISHED BY JAMES WEBSTER, NO. 24, SOUTH EIGHTH ST.

William Brown, Printer.

1822.



WBB
M491
1822

File # 3320, no. 1

PREFACE.

THE removal of disease and the restoration of health are objects scarcely less desirable to the medical practitioner than to the patient; since on these his reputation, and consequent success in his profession, must chiefly depend; and, in a still greater degree, that mental satisfaction, which is the physician's best reward, and the want of which must embitter a career, that affords perhaps more sources of real happiness than any other, in which a man of education and talents can engage.

This first and most important step to the attainment of this desirable end is unquestionably the knowledge of diseases, which can be acquired solely by the discrimination of their attendant symptoms. It was ages ago the complaint of a celebrated ancient physician, that the life of man was too short to allow him to master an art of such extent, so as to treasure up in his mind, and have constantly ready for use, every thing requisite for its successful practice. The man, therefore, whose memory is most capacious and retentive, and whose powers are with most promptitude called into action, may often need a brief and ready remembrancer, particularly at the commence-

ment of his career. The utility of such a guide, indeed, must be obvious: and, having often felt the want of one myself, I have been induced to attempt supplying what I conceive to be an important deficiency in our list of medical publications. How far I have succeeded is for others to decide: but the attempt itself, to strike out a path before untrodden, may perhaps claim some degree of merit; and the performance, I trust, will be found neither disgraceful to the author, nor unprofitable to the reader.

In using this key to diseases, it may be observed, that several of the symptoms occur in different diseased states, of course not particularly indicating any one of them. The practitioner, therefore, reflecting on the most probable in the case under consideration, will seek for other symptoms denoting this; and, if he find none, will look for those of some other; proceeding in this way till he has discovered enough to settle his judgment. Thus a symptom, however prominent, should seldom be relied on alone, but taken as a clue to others, by which our opinion may be confirmed, or, if the requisite concomitants be wanting, rejected for some other.

It will sometimes happen, too, that a single disease only is mentioned after a symptom in some particular form, though by no means a decisive diagnostic of it; nay, even more common in several others; being noticed, in reality, to suggest the possibility of the symptom being occasioned by a disease to which it would not naturally be referred, and thus lead to

inquiries, that may detect a disorder which would not have been suspected.

Farther, in the following work diseases will sometimes be inserted as symptoms of others; *ophthalmy*, for instance, is given as a symptom of *suppressed gonorrhœa*. Now, it is obvious, that ophthalmy is often an original disease, arising from various exciting causes, and consequently not a symptom of another disease: yet, when no adequate cause for it appears, or any ground for suspicion exists, it may be prudent in the practitioner, to direct his inquiries to this point. Thus, too, there is scarcely any disease, the appearances of which are not assumed by gout. I have known, for instance, ophthalmy, toothach, tic douloureux, asthma, and other complaints, apparently present, when gout was the real disorder; as the sudden disappearance of the supposed disease, on the affection settling in one of the joints, has evidently proved; and their sudden transitions from one to another had previously given reason to suspect.

The alphabetical order has been adopted as by far the best suited to the intended purpose; and such a methodical arrangement of each head has been attempted, as seemed best calculated to facilitate research, or lead to due discrimination. The diagnostic, or such as denote existing diseases, have generally been placed first, and are distinguished by the letter D; and the prognostic, or such as indicate either a threatened disease, or the event of a disease already present, reserved to the last under each head, and marked with a P.



THE
MEDICAL PRACTITIONER'S
POCKET COMPANION,
&c.

A.

ABDOMEN, rumbling noise in, with the sensation of a ball rising in it to the stomach and throat, and there causing a sense of strangulation.—D. *Hysteria*.

————— tumid; the navel drawn inward.—D. *Hysteria*.

————— windy distension of.—D. *Poison*.

————— retraction of the.—D. *Colica Pictonum*.

————— drawn up, and kept as still as possible.—D. *Paraphrenitis*.

————— (in pregnancy,) great tension and hardness of, with violent pain.—P. *Abortion*.

————— ————— swelling of, with faintness and giddiness, and a failing, fluttering pulse.—D. *Internal flooding*.

————— (after delivery,) great soreness of, with considerable tension.—D. *Puerperal fever*.

————— (in children,) flaccid.—D. *Rickets*.

————— ————— tumid, while the other parts of the body are emaciated.—D. *Rickets*.

ANKLES, pitting of, toward the evening.—P. *Ascites*.

(This inference however must not be drawn when it occurs in pregnant women; or in old men with gross habits, when suddenly freed from an asthma, under

which they have long laboured ; in both which cases it is very common.)

ANXIETY, great.—D. *Ardent fever. Bilious fever. Paraphrenitis.*

———— very great.—D. *Yellow fever.*

———— with nausea.—D. *Abscess of the spleen ready to break.* (This is for the most part easily perceived by the pressure of a finger.)

———— with vomiting and purging.—D. *Cholera morbus.*

———— great, without either vomiting or purging, but with considerable flatulency and discharges of wind.—D. *Dry cholera.*

———— about the præcordia.—P. *Hæmoptysis.*

APOPLEXY (in a gouty patient).—D. *Atonic gout in the head.*

———— attack of, in the fit of an intermittent fever.—P. *Danger.*

APPETITE, want of.—D. *Indigestion. Atonic gout in the stomach. Stone in the gall duct.*

———— chiefly in the morning.—D. *Chlorosis.*

———— evening.—D. *Phthisis.*

———— rising to loathing and nausea.—D. *Nervous fever.*

———— loss of.—D. *Fever. Inflammation of the spleen.*

————, with aversion to alkaliescent food.

D. *Alkaline acrimony in the system.*

————, at first without either cough, shortness of breath, or hectic fever, though the pulse is commonly quicker than usual.—D. *Atrophy.* (As the disorder proceeds, there is an increase of febrile heat ; and a shortness of breath, as well as cough, comes on.)

———— capricious.—D. *Nervous diseases in general.*

———— and irregular.—D. *Catarrhal fever.*

———— total loss of.—D. *Advanced stage of catarrhal fever.*

APPETITE, loathing of all solid food.—D. *Ardent fever.*
 ——— for solid food failing, with increase of thirst.

—P. *Ascites.*

——— variable, often ravenous.—P. *St. Vitus's dance.*

——— (in fever, after some continuance,) capricious.

—P. *Favourable.*

——— (—————), longing
 for a particular kind of food.—P. *Favourable.*

ARMS and face emaciated.—P. *Ascites.*

ASTHMA (in gouty patients).—D. *Atonic gout in the
 lungs.* (I have known the difficulty of breathing in
 this case very great while sitting erect, and speedily
 relieved by a reclining posture.)

B.

BACK, weakness in the backbone, accompanied with a
 heavy dull pain, and great lassitude.—P. *Caries of
 the spine.*

——— curvature of the spine, generally about the
 middle of the lumbar vertebræ, with a crackling
 sound on bending it, and great debility or total loss
 of motion in the lower limbs.—D. *Caries of the spine.*

BELLY, *see* Abdomen.

BLINDNESS, *see* Eye.

BLOOD, dissolution of the texture of the.—D. *Alkaline
 acrimony in the system.*

——— discharged from the intestines, bladder, &c.
 —D. *Last stage of scurvy.*

——— much discharge of, from the mouth, nose,
 eyes, and ears.—D. *Injury of the brain.*

——— spitting of.—D. *Hæmoptysis.* (It is of impor-
 tance in this case to distinguish whence the blood
 proceeds. If brought up by coughing, it is from the
lungs, and is often mixed with pus, or frothy mucus.
 If by vomiting, it is from the *stomach*, and is generally
 mixed with the contents of this viscus: commonly
 too it is more considerable in quantity, of a darker
 colour, and has been preceded by nausea. When
 from the *fauces*, or dropping from the *nose*, it is small

in quantity, and frequently discharged with hawking. If the blood come from the *fauces*, it is generally the consequence of local inflammation or scurvy; but in women it may be a metastasis of the menstrual discharge, and perceived, on inspection, transuding through the skin.)—P. (In pleurisy and peripneumony the appearance of some blood with the sputum is generally) *Favourable*.

BLOOD, discharge of, from the lungs, often recurring.—P. *Phthisis*.

————— (in splenitis,) most commonly from the left nostril.—P. *Favourable*.

BLOOD-VESSELS, swelling of the carotids and jugulars while the others disappear.—D. *Rickets*.

BONES of the palate and nose, caries of.—D. *Lues venerea*.

————— enlargement of the joints, particularly the wrists and ankles, and curvature of the legs and spine.—D. *Rickets*.

————— callus of old fractures softening so as to disunite the bones afresh.—D. *Scurvy*.

BREASTS, constant inclination to uncover (in putrid fever).—P. *Highly dangerous*.

————— growing suddenly flabby (in a pregnant woman).—P. *Death of child, or approaching miscarriage*.

BREATHING, weak, slight, and insufficient.—D. *Debility*.

————— quick.—D. *Irritability*.

————— short and quick.—D. *Ardent fever*.

————— short and laborious, expiration more difficult than inspiration.—D. *Empyema*.

————— short, quick, and offensive.—P. *Phthisis*.

————— extraordinary shortness of, sometimes relieved by a supine posture.—D. *Hydrops pectoris*.

BREATHING, seeming to be suddenly stopped, with an impossibility of dilating the chest on attempting a deep inspiration.—D. *Dropsy of the lungs*.

————— difficulty of.—D. *Anasarca*. *Scirrhus liver*. *Inflammation of the liver*. *Nervous fever*.

- BREATHING, difficult, sounding as through a brass tube, without any difficulty of swallowing.—D. *Croup*.
- difficult, in infants, less shrill than in croup, and generally accompanied with some wheezing.—D. *Spasmodic asthma*.
- difficult and imperfect, like that of children sobbing through anger.—D. *Inflammation of the spleen*.
- difficult, with pain in the region of the heart, and fever.—D. *Carditis*.
- difficulty of, and of swallowing.—D. *Inflammation of the stomach*.
- difficult, suffocating, excessively quick and small, requiring an erect posture, and performed principally by the muscles of the breast.—D. *Paraphrenitis*.
- difficult, chiefly on inspiration, and requiring nearly an upright posture.—D. *Peripneumony*.
- difficulty of, increased by inspiration, which is consequently short, but not by the head lying as low as usual.—D. *Pleurisy*.
- small, frequent, and laborious.—D. *Fever*.
- thick and laborious.—D. *Yellow fever*.
- difficult, intermixed with sighing, breath hot and offensive.—D. *Putrid Fever*.
- interrupted.—D. *Hydrocephalus*.
- fetid.—D. *Scurvy*.
- suffocating.—D. *Obstruction*.
- stridulous.—D. *Inflammation of the trachea*.
- stertorous.—D. *Insensibility from compression of the brain*.
- rattling.—D. *Accumulations of phlegm*.—P. (In fever) *Great Danger*.
- slow, full, and deep.—P. *Favourable*.
- short and inefficient (in fever).—P. *Danger*.
- laborious (in putrid fever).—P. *Danger*.
- intermitting.—P. *Approaching death*.
- the breath failing, when fainting comes on upon a full stomach (in canine appetite).—P. *Danger*.

BREATHING, shortness of, gradually increasing.—P.
Ascites.

C.

CHILLINESS, *see* Shivering.

COLDNESS of the extremities.—D. *Hysteria.*—P. *Hæmoptysis.*

_____ with clammy sweats and faintings.—D. *Inflammation of the stomach. Poison.*

_____ with vomiting (in dysentery).—P. *Fatal termination.*

_____ in the back, as if water were running down it, soon extending over the whole body, and producing rigour and shivering, and followed by heat.—D. *Fever.*—P. The longer the cold stage is protracted, the more *dangerous* the fever is likely to prove: a smart rigour of shorter duration is more *favourable*,

_____ and numbness of the extremities (in fever).—P. *Danger.*

_____ increasing till the patient sinks into torpor (in intermittent fever).—P. *Death.*

_____ unusual sense of, in the thighs, preceded by a heavy, dull pain and weakness in the back-bone.—P. *Distortion of the spine from caries.*

CONVULSIONS.—D. *Poison.* (In children). *Dentition. Small-pox.* (In children not subject to convulsions, if dentition be completed, small-pox may always be apprehended as the cause.)

_____ convulsive tremors.—D. *Compression of the brain.*

_____ convulsive twitchings, increasing to violent spasms.—D. *Hysteria.*

_____ violent convulsive motions of the limbs.—D. *Epilepsy.*

_____ (in putrid fever).—P. *Highly dangerous.*

_____ (in intermittent fever) violent spasms.—P. *Danger.*

_____ (in dysentery).—P. *Fatal termination.*

_____ (in palsy), in parts opposite to those that are paralytic.—P. *Danger.*

CONVULSIONS, (in cholera morbus), convulsive contractions of the legs and arms.—P. *Fatal termination.*

————— (in pregnancy).—P. *Death of child, or approaching miscarriage.*

COSTIVENESS.—D. *Catarrhal fever.*

————— obstinate.—D. *Atonic gout in the bowels.* (In children), *Hydrocephalus.*

————— (in colic).—P. *Danger.*

COUGH, slight, with a hoarse voice.—D. *Ardent fever.*

————— constant, troublesome, tickling.—D. *Catarrh* (affecting the *throat*. When the *larynx* or the *trachea* is affected, a soreness is felt in it, attended with hoarseness.)

————— violent, in which nothing, or only a watery mucus is at first spit up, with a soreness, tightness, and sense of fulness in the thorax.—D. *Catarrh* (affecting the *lungs*).

————— with a defluxion of rheum.—D. *Catarrhal fever.*

————— severe and dry.—D. *Influenza.*

————— dry.—D. *Empyema. Scirrhus liver. Obstruction of the gall-ducts. Inflammation of the liver.*

————— —, but not very frequent.—D. *Suppuration in the liver.*

————— —, hoarse.—D. *Measles.*

————— —, short, and suppressed.—D. *Pleurisy.*

(When mucus is spit up from the lungs, at first thin, but gradually puriform and bloody, the inflammation has probably extended to them, constituting *Pleuro-peripneumony*.)

————— —, short; sometimes with the discharge of a little frothy saliva, or yellow, viscid gluten.—D. *Peripneumony.*

————— —, almost incessant, with highly distressing pain in the side, and symptoms of debility.—D. *Putrid peripneumony.*

————— —, with difficult expectoration, producing a pain in the head, as if it were bursting, and attended with a wheezing noise.—D. *Peripneumonia notha,*

COUGH, with pain in the region of the heart, and fever. 3

D. *Carditis*.

—— convulsive, with rapid inspirations threatening suffocation, attended with a shrill sound.—D. *Hooping-cough*. (The peculiar hooping sound in some cases never occurs through the whole course of the disease; but it is almost constantly observable, that within two or three minutes after a violent fit of coughing, a slighter will occur.)

—— harsh, with a difficult inspiration, sounding as through a brass tube, without any difficulty in swallowing.—D. *Croup*.

—— dry, with occasional spitting up of a flaky substance, and a struggle to discharge something solid from the trachea.—D. *Advanced stage of croup*.

—— with expectoration of pus.—D. *Phthisis*.

—— of a caseous matter, curdling in water, round the edges of which pus is often observable.—D. *Phthisis* (commonly in an early stage.)

—— dry, tickling.—P. *Hæmoptysis*.

—— see also Expectoration.

COUNTENANCE, see Face.

CRAMP, frequent.—P. *Gout*.

D.

DEAFNESS.—D. *Catarrh*. *Suppressed gonorrhœa*.

—— (in fever).—P. *Favourable* (if not the effect of insensibility).

DEBILITY, considerable, coming on suddenly.—D. *Influenza*.

—— sudden, with acute pains in the stomach, and sickness.—D. *Poison*.

—— universal.—D. *Scurvy*.

—— great.—D. *Confluent small-pox*.

DEGLUTITION, see Swallowing.

DEJECTION, see Spirits.

DELIRIUM, slight, or redness of the skin gradually spreading from the face over the whole body.—D. *Eating muscles or something injurious*.

- DELIRIUM**, wandering.—D. *Atonic gout in the head.*
 ——— occasional, succeeded by coma or convulsions.
 —D. *Ardent fever.*
 ——— in which the patient imagines himself surrounded by green fields.—D. *Calenture.*
 ——— violent.—D. *Phrenitis.*
 ——— rising to the height of madness.—D. *Paraphrenitis.*
 ——— after the cessation of a fever, unless evidently in consequence of debility.—D. *Organic injury of the brain*, (most commonly an abscess at the basis.)
 ——— (in fever,) if it come on early, and be in a degree disproportionate to the febrile state.—P. *Danger.*
 ——— (in intermittent fever).—P. *Danger.*
 ——— (in dysentery).—P. *Fatal termination.*
 ——— with highly flushed countenance, and quick sparkling eyes, after retrocession of erysipelas.—P. *Death.*
- DIARRHŒA**, frequent.—D. *Alkaline acrimony in the system.*
 ——— (in a gouty constitution).—D. *Atonic gout in the bowels.*
 ——— coming on suddenly.—D. *Scirrhus testicle.*
 ——— with large and copious discharge of bile (in fever).—D. *Bilious fever.*
 ——— violent with discharge of sanious and fetid matter.—D. *Abscess in the liver burst.*—P. *Death.*
 ——— (in peripneumony,) coming on about the fifth or sixth day.—P. *Dangerous.*
 ——— (in putrid fever,) with a swelled belly.—P. *Highly dangerous.*
 ——— (in phthisis,) colliquative, confirmed.—P. *Fatal.*
- DREAMS**, pleasing.—P. *Favourable.**
 ——— frightful.—P. *Danger.**
 ——— (in pregnancy,) troublesome.—P. *Approaching flooding.**
- [* In all these cases regard should be had to the patient's previous habit.]

DREAMS, (in fever) hurried and violent.—P. *Delirium*.

DROWSINESS.—P. *Gout*.

————— and stupor.—P. *Smallpox* (particularly the *confluent*.)

————— heaviness and stupor.—P. *Fit of asthma*.

————— constant; the patient often falling asleep at meals, or during conversation; and, if awaked, soon falling asleep again; without fever.—D. *Coma somnolentum*.—P. *Apoplexy*.

DYSENTERY.—D. *Atonic gout in the bowels*.

E.

EARS, soreness of the.—D. *Catarrh*.

———— noise in.—D. *Putrid fever*.

————, with excessive headach.—D. *Phrenitis*.

EPILEPTIC paroxysms (in intermittent fever).—P. *Danger*.

ERUCTATIONS, flatulent.—D. *Indigestion*. *Atonic gout in the stomach*.

———— nidorous.—D. *Alkaline acrimony in the system*.

———— disagreeable and fetid.—D. *Poison*.

ERUPTIONS, *see* Skin.

ERYSIPELAS (in ascites).—P. *Danger*.

EXPECTORATION of matter sinking in water.—D. (generally) *Pus*. (This, however, is by no means a certain criterion. *Mucus* is generally in rounded masses, often green or yellowish: *pus* flows more readily, is softer and whiter, with little globules swimming through it; and, when mixed with a saturated solution of potash, a transparent tenacious jelly is separated, while the same solution produces no such change in *mucus*.)

———— of a caseous matter, curdling in water, round the edges of which *pus* is often observable.—D. *Phthisis* (commonly in an early stage.)

———— of purulent matter.—D. *Phthisis*.
(Sometimes) *Imposthume of the mesentery*.

EXPECTORATION, (in peripneumony), more free, less glutinous, whiter, and approaching in the distinct clots to a globular form.—P. *Favourable*.

EYES, peculiar whiteness in the transparent part of the cornea.—D. *Abscess*.

—— swelling of the opaque portion of the cornea, more especially in some particular part.—D. *Abscess*.

—— pus in the aqueous humour, appearing as a white speck behind the pupil, or spreading all over it.—D. *Deep-seated abscess*.

—— blindness coming on suddenly, continuing for some hours, or days, often recurring periodically.—D. *Hysteria*.

—— ——— with the opacity of the crystalline lens or its capsule, which appears white, pearl-coloured, steel-gray, green, or yellow.—D. *Cataract*.

—— ——— in, without any visible defect, except immobility of the pupil.—D. *Gutta serena*. (If it be attended with inability of moving the upper eyelid, Mr. Ware says, the disorder probably arises from a dilatation of the circulus arteriosus surrounding the sella turcica.)

—— dimness of sight, with a whiteness very deep in the.—D. *Incipient cataract*.

—— sense of heat in.—D. *Eating muscles, or something injurious*.

—— rolling and starting.—D. *Poison*.

—— loss of sight, with a dilated pupil, coming on suddenly.—D. *Poison*.

—— dilatation of the pupils.—D. *Compression of the brain*.

—— pupil dilated, and scarcely contracted even by a strong light.—D. *Hydrocephalus*.

—— double vision.—D. *Hydrocephalus*.

—— turned upward, or contracted by a spasm, that occasions squinting.—D. *Hydrocephalus*.

—— distorted, the white only appearing.—D. *Epilepsy*.

—— yellowness of the.—D. *Jaundice*. *Stone in the gall-duct*.

- EYES, watery.—D. *Measles*.
 —— unable to bear the light.—D. *Measles*.
 —— heavy.—D. *Yellow fever*.
 —— red and heavy, sometimes with a continual involuntary motion of the lids.—D. *Sunstroke*.
 —— redness, heat, soreness, and sense of distention in the eyes and eyelids, with an unusual secretion of tears and watery mucus, which running down the cheeks inflames them.—D. *Catarrh*.
 —— mist before, by day, and want of sleep by night.—D. *Nervous fever*.
 —— fixed and red, with tears flowing from them.—D. *Phrenitis*.
 —— Full, heavy, yellowish, a little inflamed.—D. *Putrid fever*.
 —— swelling and protuberant.—D. *Scrofula*.
 —— lids swollen and red, often agglutinated in the morning.—D. *Scrofula*.
 —— blackness in the lower lid toward the canthus.—D. *Debility*.
 —— the lids appearing fuller in the morning than in the latter part of the day.—D. *Anasarca*.
 —— hollowness of the lids.—D. *Empyema*.
 —— lids swelled.—D. *Measles*. *Eating muscles* or *something injurious*.
 —— little specks appearing on objects, or small objects seeming to float before the eye.—D. *Gutta serena*. (But these appearances may occur after exposure to a strong light, or from transitory debility, and may continue for many years without any thing like blindness taking place.)
 —— blindness, temporary.—P. (Sometimes) *Apoplexy* or *palsy*.
 —— pain in the balls of the (in pregnancy).—P. *Approaching flooding*.
 —— inflamed redness of, with dry skin (in yellow fever).—*Death in a few hours*.
 —— apparently glaring on vacancy (in fever).—P. *Danger*.

EYES, wildly staring (in putrid fever).—P. *Great danger.*

—— dimness of sight (in fever).—P. *Danger.*

—— sleep without closing (in fever).—P. *Danger.*

—— double vision (in fever).—P. *Great danger.*

—— too great brilliancy, or too quick motions of (in fever).—P. *Delirium.*

—— severe fixed look with (in fever).—P. *Delirium.*

—— glassy.—P. *Approach of death.*

—— lids paralytic, and iris immoveable (in hydrocephalus).—P. *Approaching death.*

F.

FACE, absence of all characteristic impression in the countenance, a vacant stare accompanied with a kind of insensibility.—D. *Fever.*

—— distortion and vacancy of countenance.—D. *Palsy.*

—— sallow complexion, wanting transparency.—D. *Enfeebled circulation.*

—— flushed cheeks, with an opaque, sallow whiteness about the lips and nose.—D. *Debilitated constitution*

—— leaden complexion.—D. *Splenalgia.*

—— pallid or leaden countenance.—D. *Scirrhus testicle.*

—— livid, with blackness and swelling of the lips.—D. *Poison.*

—— flushed.—D. *Yellow fever.*

—— circumscribed flush on the cheeks.—D. *Hectic fever.*

—— swelled upper lip.—D. *Scrofula.*

—— soreness of the upper lip, and about the nose and cheeks.—D. *Scrofula.*

—— swelling of.—D. *Eating muscles, or something injurious.*

—— greater fulness of, in the morning, than in the latter part of the day.—D. *Anasarca.*

—— puffed, particularly the nose.—D. *Catarrh.*

—— countenance bloated.—D. *Putrid fever.*

—— full, and of a purple colour.—D. *Peripneumony.*

—— fulness of, with unusually florid complexion.—D. *Scrofula.*

FACE, pale and bloated.—D. *Dropsy of the lungs.*
Scurvy.

— sunk.—D. *Nervous fever.*

— contracted, with a sorrowful aspect.—D. *Hydrophobia.*

— of a leaden paleness, except when flushed with hectic heat.—D. *Abscess of the hip-joint.*

— and arms emaciated.—P. *Ascites.*

— (in fever,) character of, soon lost.—P. *Danger.*

— (in diseases in general,) a returning likeness to parents or ancestors.—P. *Fatal.*

— (in peripneumony,) hippocratic countenance, with fluttering pulse.—P. *Fatal.*

FÆCES, chronic discharge of liquid, indigested aliment resembling chyle.—D. *Cæliaca passio.*

— frequent discharge of, loose and watery, sometimes mixed with blood.—D. *Diarrhœa.* (Without fever generally, but sometimes with more or less fever of the inflammatory kind.)

— frequent mucous or bloody stools, accompanied with much griping, and followed by a tenesmus, the alvine fæces being for the most part retained; fleshy or sebaceous lumps are sometimes discharged. (Attended with fever of the nervous and putrid kind, and considerable prostration of strength).—D. *Dysentery.*

— highly acrid and obstinate discharge of, resembling dysentery, and corroding all the parts they touch; attended with frequent convulsions and fixed pains.—D. *Cancer in the intestines.*

— purulent, preceded by throbbing pain in some part of the abdomen, with shivering and fever, and exacerbation of the symptoms in the evening.—D. *Abscess in the intestines.*

— accompanied with discharge of pieces of membrane.—D. *Abscess in the intestines.*

— accompanied with pus.—D. (Sometimes) *Abscess of the mesentery.*

— with an offensive, putrid smell, the food passing crude and undigested.—D. *Diseased liver.*

FÆCES, pale and whitish.—D. *Stones in the gall-duct, jaundice.*

—— blackish, and very offensive, often passing off insensibly.—D. *Putrid fever.*

—— involuntary discharge of.—D. *Compression of the brain.*—D. *Great danger* (in various diseases.)

—— voided unconsciously (in hydrocephalus).—P. *Approaching death.*

—— (in jaundice,) whiteness of, changing to a more natural colour.—P. *Favourable.*

—— (in splenalgia,) discharge of black bilious.—P. *Favourable.*

—— (in cholera morbus,) continual urging to discharge.—P. *Fatal.*

—— (in fever,) scybala brought off with little straining or colic.—P. *Favourable.*

—— liquid, frothy, watery, with little colour or smell.—P. *A tedious disease.*

—— a free and copious discharge of highly fetid and bilious (in the beginning of the disease).—P. *Rather favourable.*

—— (in putrid fever,) ichorous and fetid.—P. *Highly dangerous.*

—— (in bilious fever,) cadaverous.—P. *Approaching death.*

—— (in hectic,) highly liquid and offensive.—P. *Extreme danger.*

—— small, black, pitch-like.—P. *Danger.*

FAINTING, frequent, with pain in the region of the heart.—D. *Carditis.*

—— with clammy sweats, and fixed pain in the stomach.—D. *Inflammation of the stomach.*

—— with sickness and acute pain in the stomach, coming on suddenly.—D. *Poison.*

—— (in gouty patients).—D. *Atonic gout in the head.*

—— (in pregnancy).—P. *Death of child, or approaching miscarriage.*

—— (in canine appetite,) with a full stomach.—P. *Danger* (particularly if the breath fail at the same time.)

FAINTING, (in fever,) frequent, particularly on being raised to an erect position.—P. *Danger*.

———— (in the paroxysms of intermittent fever.)—P. *Danger*.

FAINTNESS.—D. *Putrid fever*.

———— (in pregnancy).—D. *Internal flooding*.

FAUCES, heat in the.—D. *Catarrhal fever*.

———— irritation in the larynx.—D. *Catarrhal fever*.

———— heat, redness, and soreness in the tonsils and parts adjacent, accompanied with a secretion of watery mucus occasioning a constant, troublesome, and tickling cough.—D. *Catarrh*.

———— redness of the, accompanied with large, irregular, red spots all over the skin.—D. *Scarlatina*. (When ulcers in the throat are present, it is termed *Scarlatina anginosa*.)

———— inflammation beginning in the tonsils, affecting the mucous membrane of the fauces with redness and tumour, and attended with inflammatory fever.—D. *Quinsy* (*Cynanche tonsillaris*, Inflammatory sore throat.)

———— tonsils and mucous membrane affected with tumours, redness, and mucous sloughs of a white or ash colour, spreading and covering ulcers, attended with typhoid fever and eruptions.—D. *Quinsy* (*Cynanche maligna*, erysipelatous, ulcerated, malignant, or putrid sore throat.)

———— inflammation in, with frequent vomiting, and unusual sensibility in the stomach.—D. *Erysipelatous inflammation of the stomach*.

———— li'id, flabby inflammation of, with deep, sloughy ulcers, the edges of which are ragged, unattended with fever or prostration of strength.—D. *Lues venerea*.

———— loose, spongy gums, bleeding on being slightly touched.—D. *Scurvy*.

———— (in putrid fever,) inflamed.—P. *Danger*.

———— black aphthæ in.—P. *Highly dangerous*.

FEET, soles of, dry and rough.—D. *Ichthyosis*.

———— burning after eating.—D. *Phthisis*.

FEVER, irregular, with considerable irritation of the bowels.—D. *Hydrocephalus*. *Worms?* or a *disordered state of the intestines*.

FEVER, irregularly intermittent, commonly increased after eating and drinking, the chilliness sometimes returning in the middle of the hot fit, and the patient seldom totally free from fever.—D. *Hectic*.

———— (in intermittents,) retardation of the paroxysms.

—P. *Decline of the disorder*.

———— earlier recurrence of the paroxysms.—P. *Change to remittent or continued fever*.

FLATULENCY.—P. *Gout*.

———— in the belly.—P. *Hemoptysis*. *Bleeding piles*.

———— considerable distention of the stomach and intestines by wind, which is plentifully discharged both upward and downward, with extreme anxiety, but without either vomiting or purging.—D. *Dry cholera*.

———— rumbling in the intestines, flatus exploded with some violence, with a chronic discharge of liquid indigested aliment.—D. *Cæliaca passio*.

———— see also *Stomach*.

FLOODING, in the early months of pregnancy.—P. *Abortion*.

———— preceding delivery.—D. (For the most part) *a dead child*.

FÆTUS, motion of, more languid and less frequent than usual.—P. *Approaching death of child, or miscarriage*.

FOOD, see *Appetite*.

G.

GIDDINESS.—D. *Compression or concussion of the brain*. *Atonic gout in the head*. *Nervous fever*. *Poison*.

———— (in pregnancy).—D. *Internal flooding*.

———— with delirium and convulsions.—D. *Poison from an overdose of Camphor*.

H.

HÆMORRHAGE, see *Blood*.

HANDS, weakness of the, preceded by pain in the bowels.—D. *Colica Pictonum*.

———— see Palms.

HEAD, large, the sutures more visible, the fontanel often membranous, and the neck too weak to support it steadily.—D. *Rickets*.

———— weakness of the.—D. *Catarrhal fever*.

———— loaded, especially the forehead over the eyes.—D. *Influenza*.

———— heaviness of the.—D. *Measles*.

———— sense of heat in.—D. *Eating muscles, or something injurious*.

HEADACH.—D. *Fever*. *Atonic gout in the head*.—P. *Gout*. *Fit of asthma*.

———— with a feeling as if a nail were driven into it.—D. *Hysteria*.

———— attended with a sensation as if a cord were bound tight round the forehead.—D. *Puerperal fever*.

———— severe.—D. *Measles*.

———— violent.—D. *Sunstroke*.

———— with throbbing of the temporal arteries.—D. *Yellow fever*. *Putrid fever*.

———— deep-seated, seeming to extend from temple to temple, and across the forehead.—D. *Hydrocephalus*.

———— acute, produced by coughing.—D. *Peripneumoniâ notha*.

———— violent, with sickness, preceded by fever.—P. *Erysipelas*.

HEART, palpitation of, with pain, and fever.—D. *Carditis*.

————, with sickness, and acute pain in the stomach, attacking suddenly.—D. *Poison*.

———— often excited by a slight cause, as commotions of the mind, flatulent aliment, or costiveness.—D. *Polypus in the heart, or in the large vessels near it*.

HEARTBURN.—D. *Indigestion*.

———— with bilious evacuations.—D. *Bilious fever*.

HEARTBURN, with pain in the region of the liver.—D.

Obstruction in the gall-ducts.

HEAT of the body, fiery to the touch, though unequal in different places; often less in the extremities, if they be not actually cold; internally violent.—D.

Ardent fever.

———— burning, with bilious evacuations.—

D. *Bilious fever.*

———— coming on toward night.—D. *Catarrhal fever.*

———— alternating with cold.—D. *Peripneumonia notha.*

———— at the extremities of the fingers.—D. *Empyema.*

———— sensation of, in the sternum.—P. *Hæmoptysis.*

HECTIC FEVER, with thirst, and extreme feebleness, subsequent to a tumour and sense of weight in the region of the liver, which have been preceded by signs of inflammation and suppuration there.—D.

Advanced stage of suppuration in the liver.

———— continual, with oppressive uneasiness in the belly, discharge of a sanious matter by stool, and sometimes pain and heat in the intestines.—D.

Abscess of the mesentery.

HICCUGH.—D. *Hernia. Atonic gout in the stomach.*

Inflammation of the liver. Paraphrenitis. Poison.

———— brought on by swallowing the mildest liquids.—D. *Inflammation of the stomach.*

———— (in ischury).—P. *Unfavourable.*

———— (in inflammation of kidney).—P. *Highly dangerous.*

———— (in cholera morbus).—P. *Fatal termination.*

———— (in dysentery).—P. *Fatal termination.*

HOARSENESS.—D. *Measles.*—P. *Hæmoptysis.*

———— see Speech.

HYDROPHOBIA (probably a dread of drinking from pain previously experienced).—D. *Inflammation of the stomach.*

I.

INDIGESTION.—D. *Atonic gout in the stomach.*—P. *Gout.*

K.

KIDNEY, after symptoms of inflammation in, remission of the pain, succeeded by a pulsation, a frequently returning horror, a weight a stupor in the part, with heat and tension, and purulent urine.—D. *Abscess in the kidney.*

L.

LANGUOR.—D. *Catarrh. Stone in the gall-duct.—P. Fever. Fit of asthma.*

———— universal.—D. *Catarrhal fever.*

———— and aversion to motion.—P. *Ascites.*

LARYNX, *see* Fauces.

LASSITUDE.—P. *Gout. Fever.*

———— uneasy, in the limbs.—D. *Yellow fever.*

———— universal.—D. *Putrid fever.*

———— great.—D. *Nervous fever.*

———— extreme.—D. *Ardent fever.*

LAUGHTER, involuntary.—D. *Hysteria.*

———— risus sardonicus.—D. *Wound of the diaphragm. Paraphrenitis. Acrid (vegetable?) poison.*

LEGS, heaviness in the.—D. *Gout. Morbus niger.*

———— immobility of the.—D. *Inflammation of the kidneys.*

———— crossing in walking, and the knees involuntarily bending forward on standing.—D. *Caries of the lumbar vertebræ.*

———— uneasy sensations in, with the habit of drawing them up when sitting.—D. *Caries of the lumbar vertebræ.*

———— *see also* Thighs.

LETHARGY.—D. *Poison.*

LIPS, the upper apt to swell, and chap, or become sore.—D. *Scrofula.*

———— crack in, gradually widening, and assuming the painfulness and other symptoms of cancer.—D. *Cancer.*

LIPS and teeth furred with a black tenacious sordes.

—*Putrid fever.*

LIVER, pain in, remitting, followed by a pulsation in the part, and shivering, with a yellowish countenance.

—P. *Suppuration in.*

————— tumour and sense of weight in, subsequent to the preceding symptoms.—D. *Suppuration in.*

————— pain about the region of, without any change in the pulse.—D. *Stone in the gall-duct.*

LOINS, a painful weight in, reaching to the thighs (in pregnancy).—P. *Death of child, or approaching miscarriage.* (The pains increase, and extend to the hips, as the miscarriage draws nearer.)

M.

MELANCHOLY.—D. *Atonic gout in the head. Hydrophobia*

MOTION, aversion to.—P. *Ascites.*

————— slight, irregular, involuntary of different muscles, particularly if between the ages of 8 and 14.

—P. *St. Vitus's dance.*

————— convulsive, more or less violent, of various muscles; none of them, in performing the most usual actions, appearing to be under the perfect control of the will.—D. *St. Vitus's dance.*

————— one of the toes dragging a little in walking, and the limb moved circularly.—D. *Palsy. Abscess of the hip joint.* (The latter is distinguished by no other part being affected beside the diseased limb.)

————— of picking dark spots from the bed-clothes, or desire to have them removed (in fever).—P.

Danger.

————— loss of, *see* Sense.

MOUTH, ulcers in the.—D. *Alkaline acrimony in the system.*

————— bitterness in the.—D. *Alkaline acrimony in the system.*

————— dry.—D. *Ardent fever.*

————— — and clammy.—D. *Fever.*

MOUTH, dry, with a bitter taste in.—D. *Obstruction of the gall-duct.*

——— nauseous taste in.—D. *Bile or putrid matter in the stomach.*

——— unusual flow of saliva from, though the fauces are dry.—D. *Hydrophobia.*

——— froth forced through the closed lips with a hissing noise.—D. *Epilepsy.* (Impostors in the streets often imitate this symptom by the help of a bit of soap concealed in the mouth.)

——— redness in, as if excoriated.—D. *Eating muscles, or something injurious.*

——— drawn down on one side.—D. *Palsy.*

——— salt taste in the.—P. *Hæmoptysis.*

MUSCLES extenuated, particularly those of the neck.—D. *Rickets.*

——— flexor, particularly the calves of the legs, shrinking of, sometimes with irregular hardness in them.—D. *Scurvy.*

N.

NAILS, lividness of the.—D. *Poison.*

——— (in cholera morbus).—P. *Fatal termination.*

NAUSEA.—D. *Fever. Confluent small-pox. Scirrhus testicle. Eating muscles, or something injurious.*

——— accompanied often with a gnawing pain at the stomach, and heat of the præcordia.—D. *Ardent fever.*

——— with bilious evacuations.—D. *Bilious fever.*

——— sometimes with a discharge of blackish or bilious matter.—D. *Putrid fever.*

——— and anxiety, very great.—D. *Abscess of the spleen ready to break.* (This is for the most part easily perceived by the pressure of a finger.)

NOSE dry.—*Ardent fever.*

——— heat in the nostrils attended with sneezing.—D. *Catarrhal fever.*

——— sense of stuffing and swelling in the nostrils, with alteration in the voice, and loss of smell; if the

inflammation run high, a thin mucus is secreted, which produces heat and soreness of the nostrils, sneezing, and sometimes inflammation with excoriation of the upper lip.—D. *Catarrh.*

Nose, tickling of, with frequent and violent sneezing.—D. *Influenza.*

—discharge of acrid serum from, with frequent sneezing.—D. *Measles.*

O.

OPHTHALMY.—D. *Suppressed gonorrhœa. Gout.*

P.

PAINS, flying, increased greatly toward the evening.—D. *Nervous fever.*

— in the bones, chiefly the long and hard; often in the skull, particularly over the eyes and at the bottom of the orbits.—D. *Lues venerea.*

— violent and continued, over a bony part, with symptoms of inflammation, and irregular shiverings.—D. *Abscess of the periosteum.* (If the matter collected be little, there is often no tumour.)

— in a joint, with a sensation as of cold water poured on the part, followed by a shivering and some degree of fever, the pain commonly increasing for twelve or twenty-four hours.—D. *Gout.*

— of the joints or muscles, much increased by motion, more or less erratic, and alleviated by the heat of the bed or other external heat.—D. *Chronic rheumatism.* (In general the joints are rigid, weak, readily or spontaneously growing cold, and for the most part without any swelling.)

— about the joints, following the course of the muscles, affecting the knees and larger joints rather than those of the hands and feet, attended with fever, and increased external heat.—D. *Acute rheumatism.*

— in the cicatrix of a wound from a bite; sometimes with flying spasmodic pains in other parts, or

a dull pain in the head, neck, breast, belly, and along the backbone.—D. *Hydrophobia*.

PAINS, in the head, as if a nail were fixed in it.—D. *Hysteria*.

—— burning, and extensive in the head, with a sense of ebullition in it; attended by a strong inclination to sleep, but the patient cannot sleep, or awakes presently with little or no relief; unaccompanied by delirium.—D. *Coma vigil* (always a symptomatic disease: often attends *acute fever*).—P. Occasionally it is the prelude of *phrensy*, sometimes of *hemiplegia*.

—— across the forehead, with heaviness of the head.—D. *Measles*.

—— in the temples, over the eyes, and in the bottom of the orbits.—D. *Putrid fever*.

—— constant, in the occiput.—D. *Phrenitis*.

—— violent in the head and back.—D. *Small-pox* (most violent in the *confluent*.)

—— deep-seated in the nose, eyes, and cheek, sometimes severe in the frontal sinuses, and, after a time, perhaps a discharge of offensive matter from the nostril of the affected side, particularly on inclining the head to the other.—D. *Abscess in the maxillary sinus*.

—— violent, in the cheek at the zygomatic process, with continued convulsive agitation of the adjacent muscles.—D. *Trismus dolorificus, tic douloureux*.

—— slight, wandering, about the nape of the neck or upper extremities.—D. *Hydrocephalus*.

—— at the clavicle and top of the right shoulder.—D. *Inflammation of the liver*.

—— in the breast, extending to the arms, at first only to the deltoid muscle, but in succession to the elbows, wrists, and fingers' ends, coming on while walking, and ceasing on standing still; in time it does not cease so suddenly on standing still; will come on even in bed; and may be brought on by coughing, swallowing, speaking, or any slight disturbance of mind.—D. *Angina pectoris*.

- PAINS, behind the sternum, in swallowing only, the breathing not being affected.—D. *Angina pharyngæa*.
- shooting, in the chest, sometimes wandering and uncertain in their seat; at other times more fixed.—D. *Phthisis*.
- occasionally in every part of the chest, but usually between the ribs on one side, increased by lying down, and particularly by lying on either side.—D. *Peripneumony*. (If the pain be highly distressing, attended with early prostration of strength and sunk countenance.) *Putrid peripneumony*.—P. (In the latter case) *Highly dangerous*.
- violent, deep-seated, in the lower part of the breast, under the short ribs, or striking between them and the back; with very acute fever and constant delirium.—D. *Paraphrenitis*.
- under the scrobiculus cordis, if pressed though but gently.—D. *Small-pox*.
- in the region of the heart, with fever.—D. *Carditis*.
- wandering, in the back and every joint.—D. *Fever*.
- shooting, in the back and loins.—D. *Yellow fever*.
- in the loins.—D. *Measles*.
- ———— and limbs.—D. *Putrid fever*.
- in the region of the kidneys, fixed, without any acute febrile affection; usually extending in the course of the ureter toward the bladder; with a painful retraction of the testicle on the side affected or a numbness of the thigh; the pain less when the patient lies on the side affected, greater when on that opposite.—D. *Nephralgia*. (When an acute febrile affection accompanies the symptoms,) *Nephritis, Inflammation in the kidney*.
- in the kidney, which abating are succeeded by pulsation, frequently returning horripilation, weight and stupor in the part, with heat and tension.—D. *Abscess in the kidney*.

- PAINS, in the side, with high fever, difficulty of breathing, and short cough.—D. *Pleurisy*.
- in one side, obliging the patient to lie on the other.—D. *Phthisis*.
- deep-seated and excruciating on the right side, or at the pit of the stomach, extending through the body to the back, not constant, but coming on by fits, attended with faintness, sickness, and often vomiting; the right side and epigastrium tense; the belly costive, the fæces pale and whitish; the pulse weaker than natural, but seldom quicker; the patient feels very uneasy either in an erect posture or lying on the left side; is restless; breathes with difficulty; is affected with heartburn, and sometimes with convulsions; urine first pale, and afterwards yellow.—D. *Stones in the gall-duct*.
- in the stomach.—D. *Inflammation of the kidneys*.
- fixed, pungent, burning in the stomach, increased by any thing taken into it.—D. *Inflammation of the stomach*.
- acute, in the stomach, appearing suddenly without perceptible cause.—D. *Poison*.
- severe, pricking, in the stomach, with a discharge of fæces resembling chyle.—D. *Cæliaca passio*.
- excessive, in the region of the stomach, greatest when the patient is up, and gradually going off when lying in a horizontal posture, attended with continual vomiting, and a tumour on the left side of the xiphoid cartilage.—D. *Hernia of the stomach*.
- in the abdomen, chiefly confined to the umbilicus, with costiveness.—D. *Spasmodic colic, or dry bellyach*. (If the colon in the left hypochondrium toward the spleen, with that part of it which is seated beneath the stomach and near the liver, be greatly inflated, the *rectum* or the *lower part of the colon* is affected. If there be a severe pain in the loins, the beginning of the *jejunum*, or the end of the *duodenum*, is probably affected with spasm, as often happens in hysteric disorders: and in this case the *duodenum* and stomach are usually inflated, the

breathing considerably affected, and great anxiety follows. When the *smaller intestines* are the seat of the pain, it is more acute; when the *larger intestines*, it is more dull and heavy.)

PAINS, in the muscles of the belly, rarely confined to the umbilical region, but darting in various directions to the chest or pelvis, and attended with soreness not confined to the abdomen.—D. *Rheumatism*.

———— in the belly, superficial, and without the usual symptoms of inflamed viscera.—*Rheumatism of the abdominal muscles*.

————— augmented by any exertion, shooting to the false ribs and spine of the ileum.—D. *Inflammation of the muscles of the belly*.

———— in the intestines.—D. *Inflammation of the kidney*.

———— colicky.—D. *Scirrhus testicle*.

————— attended with retraction of one of the testicles, numbness of the leg on this side, and a pain shooting down the inside of the thigh.—D. *A stone passing through the ureter*.

———— very troublesome, resembling colic.—D. (Sometimes) *Imposthume of the mesentery*.

———— in the bowels, generally most violent at the pit of the stomach.—D. *Incarcerated hernia*.

———— acute, in the bowels, with constipation, and a sudden fulness relieved by discharge of wind; sometimes attended with cardialgic symptoms, and efforts to vomit.—D. *Flatulent colic*.

———— violent, in the bowels, with inversion of their peristaltic motion, so that the fæces are thrown up by vomiting.—D. *Iliac passion*.

———— irregular, in the bowels.—D. *Atonic gout there*.

———— in the liver, dull and tensive, attended with a tumour and hardness on the right side below the short ribs; a sense of weight; difficult breathing, and dry cough; weight in the stomach after eating, with an increase of the difficulty of breathing; uneasiness from lying on the left side; countenance yellow, pale, or sallow; the urine often of an orange colour, depositing a thick, mucous sediment.—D. *Scirrhus liver*.

PAINS, in the liver, with somewhat similar symptoms, but slighter in degree; flushing heat of the face; occasional redness and heat in the palms of the hands; irregular thirst; dryness and bitter taste in the mouth; viscid saliva; loss of appetite; heartburn; weariness and heaviness of the limbs; increase of pain on touching and pressing the left side, and costiveness.—D. *Obstruction of the gall-ducts.*

— — and tension of the right hypochondrium, often pungent, like that of pleurisy, but more frequently dull or obtuse, affecting also the clavicle and top of the right shoulder, and attended with fever.—D. *Inflammation of the liver.* (When the *convex side* is affected, the pain is usually more pungent, the breathing more affected, and hiccough sometimes attends; when the *concave side*, vomiting sometimes occurs.

— — extending from the liver to the throat and extremity of the shoulder.—D. *Suppuration in the liver.*

— — in the left hypochondrium, dull and tensive, with swelling of the spleen, without fever.—D. *Splenalgia.*

— — — — —, with a hard, throbbing tumour, and fever.—D. *Splenitis.*

— — violent, in the groin, upper part of the belly, and loins, while the womb can scarcely bear to be touched.—D. *Cancer in the womb.*

— — in the groin, generally preceded by a pain in the small of the back, or at the bottom of the belly, attended with fever, and followed by a rapid, elastic tumefaction of the leg and thigh; occurring subsequent to delivery, seldom before the second or after the third week.—D. *Oedema lacteum, phlegmasia dolens, or depôt laiteux.*

— — pressing and burning, with external soreness, in the region of the bladder above the pubes, and in the perinæum, preceded by a febrile paroxysm; the pain very much increased by frequent attempts to expel the fæces.—D. *Inflammation of the bladder.* (If the seat of the inflammation be *the neck*, the

urine is retained, with frequent stimulus to its evacuation; if the *fundus*, there is a continual discharge of urine, with great efforts to expel a larger quantity; if the *external coat* of the bladder, the pulse is hard, which it seldom is when the *internal coat* is the part affected; the external soreness is considerable, and the irritation to make water is neither so frequent, nor so painful.)

PAINS, in making water, either at the beginning or at the end of the discharge, but not during the whole time.—D. *Stone in the bladder.*

—— violent fits of, in the bladder; the parts adjacent, particularly the rectum, being forced down, so as to produce the sensation of an urgent necessity for going to stool.—D. *Stone in the bladder.*

—— extending from the urethra to the bladder, anus, and testicles.—D. *Suppressed gonorrhœa.*

—— in the uterus.—D. *Inflammation of the kidneys.*

—— tensive, lancinating, in the pelvis and womb, with indurations in the part sensible to the touch, and a preceding immoderate discharge of the whites, or catamenia, or both.—D. *Cancer in the womb.*

—— in the testicle, darting up to the loins and back.—D. *Scirrhus testicle.*

—— dull, in the hip, coming on almost imperceptibly, deep-seated, increased by strong pressure; sometimes extending to the knee, where it may even be felt acutely, and thence to the ankle; in other cases it is felt on the upper part of the pectinæus muscle, near the place where psoas abscess first appears, and then descends on the inside of the thigh, and nearly in a straight line from the knee to the ankle.—D. *Abscess in the hip joint.* (In this disease the glutæi and vastus internus are flabby, and the thigh less, though the nates are sometimes extended in breadth; the leg is generally longer than the other at the beginning, but often shorter when suppuration has taken place; in walking, the toe commonly drags a little, and the limb is raised, or extended sidewise with some difficulty, though

moved circularly with some ease. It may be distinguished from psoas abscess chiefly by the difficulty of bending the body in the latter, and pain in the back on attempting it, or on turning out either toe.)

PAINS violent, underneath the flexor tendons of the fingers, and at the internal condyle of the humerus.—**D.** *Paronychia*. (If the pain of the condyle be absent, the abscess is underneath the periosteum. In this case, too, the pain and fever are not quite so great, and the swelling and tension of the finger are less.)

———— in the eyeballs (in pregnancy).—**P.** *Approaching flooding*.

———— in the loins, extending to the thighs and to the hips, with a sense of weight in (in pregnancy).—**P.** *Death of child, or approaching miscarriage*.

———— heavy, dull, with weakness, in the back-bone, attended with great lassitude.—**P.** *Distortion of the spine from caries*.

———— about the os sacrum.—**P.** *Bleeding piles*.

———— oppressive, undulatory, about the diaphragm.—**P.** *Hæmoptysis*.

———— about the navel, head, and eyes (in pregnancy).—**P.** *Death of child, or approaching miscarriage*.

———— in the region of the liver, remitting, followed by a pulsation in the part, shiverings, and a yellowish countenance.—**P.** *Suppuration in the liver*.

———— throbbing, in the abdomen, followed by shiverings and fever, with exacerbation of the symptoms in the evening.—**P.** *Abscess in the intestines*.

———— tensive in the abdomen, with a sense of weight, preceded by the symptoms just mentioned.—**P.** *Breaking of an abscess in the intestines*.

———— in the belly, like a colic, and sometimes more like labour pains (in pregnancy).—**P.** *Death of child, or approaching miscarriage*.

———— spasmodic in the bowels.—**P.** *Bleeding piles*.

———— slight, in passing the urine.—**P.** *Gout*.

———— and coldness in a limb, with a sensation as if wind or cold water were passing down it.—**P.** *Gout*.

PAINS about the great trochanter, attended with lameness and swelling in the hip, and a shortening of the leg on the side affected (coming on gradually, and not by accident, as in cases of luxation or fracture).—P. *Abscess in the hip-joint.*

———— creeping, pricking, in paralytic parts.—P. *Favourable.*

———— (in colic,) very violent, with a shivering fit at the attack.—P. *Inflammation and great danger.*

———— violent, continuing to increase, and then suddenly ceasing.—P. *Mortification and death.*

———— (in dysentery,) and thirst suddenly ceasing.—P. *Fatal termination.*

PALMS of the hands thickened and brittle, with large painful fissures.—D. *Ichthyosis.*

———— occasional redness and heat in.—D. *Obstructions of the gall-ducts.*

———— burning heat in, after eating.—D. *Phthisis.*

———— dry and hard.—P. *Ascites.*

PALSY.—D. *Atonic gout in the head.*

———— of the lower limbs, coming on gradually.—D. *Distortion of the spine from caries.*

PENIS, see Pudendum.

PERSPIRATION, see Sweating.

PERVIGILIUM, see Watchfulness.

PILES.—D. *Atonic gout in the rectum* (often terminating in fistula.)

POSTURE, uneasiness from lying on the left side.—D. *Scirrhus liver. Inflammation of the liver.*

———— (in fever) if the patient soon decline turning on his sides, and sink down in his bed.—P. *Danger.*

———— (in hydrocephalus,) the patient unable to bear any but the horizontal, and keeping the hands generally about the head.—P. *Approaching death.*

PRÆCORDIA, see Thorax.

PUDENDUM, discharge from, of a pale or whitish colour; when the disorder is more virulent, it appears of different shades, from a slight yellow to a green or

blackish green, and is then more or less fetid.—D. *Fluor albus*. (At first this discharge occurs only at intervals, generally succeeding that of the menses. When more constant, it ceases during the time of the menstrual discharge, which that of *gonorrhœa* does not. A discharge from internal *ulceration* or *abscess* will have been preceded in general by inflammation, or may be traced to some violence: that from *cancer* will discolour polished silver, and is attended by violent lancinating pains at the bottom of the belly.)

PUDENDUM, discharge from, sanious and acrid, changing the colour of bright silver, sometimes bloody, or accompanied with sloughs.—D. *Cancer in the womb*.

———— œdematous swelling of the labia (extending along the thigh, if the inguinal glands be obstructed).

—D. *Cancer in the womb*. (Sometimes, however, it occurs during *pregnancy*.)

———— discharge of a puriform matter from the vagina in women (not ceasing during menstruation,) or from the urethra in men, attended with ardor urinæ.—D. *Virulent gonorrhœa*.

———— whitish and mild discharge from the urethra in men, producing no excoriation or other disorder in the parts.—D. *Gonorrhœa benigna*. (When it succeeds virulent gonorrhœa,) *Gleet*.

———— frequent erections of the penis, particularly in bed, with downward incurvation of it, and great pain.—D. *Virulent gonorrhœa*.

———— swelling of the glans penis, and inflammation of the prepuce, which cannot be drawn forward.—D. *Paraphimosis*.

———— swelling and inflammation of the prepuce, so that the glans cannot be uncovered.—D. *Phimosis*.

———— puriform discharge from the corona glandis.—D. *Spurious gonorrhœa*.

———— (in pregnant women,) watery discharge from, becoming bloody; afterward blood, pure or clotted; discharge of a flesh-coloured, flaky substance with the water.—P. *Approaching miscarriage*.

(The last of these symptoms is the most certain sign.)

PULSE that strikes the finger weakly, and can be stopped by a slight pressure.—D. *Great debility.*

—— seeming to throb, or the artery, on its dilatation, to hang on the finger as if unwilling to leave it, though apparently strong.—D. *Debility* (the seeming strength of the impression being caused by irritation.)

—— unusually slow, sometimes sinking to forty in a minute, often irregular.—D. *Hydrocephalus.* (*Digitalis* sometimes renders the pulse extraordinarily slow; so does *hyoscyamus.*)

—— soft, commonly weak, and sinking on bleeding, with loss of sense, or vertigo.—D. *Concussion of the brain.*

—— small, languid, and oppressed.—D. *Dropsy of the lungs.*

—— — weak, and frequent.—D. *Nervous fever.*

—— — but quick, sometimes sensibly remitting, attended with bilious evacuations.—D. *Bilious fever.*

—— — irregular, intermitting, with pain in the region of the heart.—D. *Carditis.*

—— — quick, hard, and intermitting, with a fixed, burning pain in the stomach.—D. *Inflammation of the stomach.*

—— — and unequal, with acute pains in the stomach coming on suddenly.—D. *Poison.*

—— — and hard.—D. *Phrenitis.*

—— — at the wrist, while the temporal arteries throb.—D. *Putrid fever.*

—— quick and weak, and continuing more or less so in the remissions.—D. *Hectic fever.*

—— — low; often intermitting.—D. *Mortification.*

—— — and fluttering, or unequal and languid.—D. *Hysteria.*

—— frequent; sometimes small and unequal.—D. *Cholera morbus*

—— very frequent, small, often irregular.—D. *Paraphrenitis.*

- PULSE, frequent, attended with increased heat, preceded by chilliness.—D. *Fever*.
- rapid and weak.—D. *Puerperal fever*.
- low and quick.—D. *Diabetes mellitus*.
- — and frequent.—D. *Influenza*. (Sometimes, though rarely, it is hard.)
- fuller and quicker toward night.—D. *Catarrhal fever*.
- high and quick, but not hard.—D. *Yellow fever*.
- hard, with colicky pains and vomiting.—D. *Incarcerated hernia*. (If it becomes softer and more regular, with cold sweats, *mortification of the intestine* is taking place: and if this be succeeded by a small, frequent, and tremulous pulse, the mortification is in a more advanced stage.)
- — and strong at the beginning of the disease, but (in the true peripneumony) frequently soft, and apparently labouring with a distressing load, and at last weak, fluttering, irregular, and indistinct.—D. *Peripneumony*.
- remarkably hard, vibrating and strong.—D. *Pleurisy*.
- very irregular.—D. *Hydrops pectoris*.
- — — — — and labouring.—D. *Hydrops pericardii*.
- unequal, intermitting, irregular, hard.—D. *Paraphrenitis*.
- — — — — often accompanied with fainting, difficulty of breathing, or a fixed pain about the heart.—D. *Polypus in the heart, or in the large vessels near it*.
- — — — — and languid, or quick and fluttering.—D. *Hysteria*.
- failing and fluttering (in pregnancy).—D. *Internal flooding*.
- very quick, in complaints in which the circulation is not usually much affected.—P. *Great danger*.
- rapid, very small, and scarcely distinguishable, with cold extremities, clammy sweats, dull eyes,

features sunk and void of expression, and a hollow-ness particularly at the temples.—P. *Approaching death.*

PULSE, intermitting (unless habitual, which is not uncommon).—P. *Danger.* (In a person whose pulse was usually 75, I have known smoking a small quantity of mild tobacco produce an intermission, after every third or fourth stroke, so great as to reduce the pulse to 40 in a minute. The pulse did not entirely recover itself till the third day. A somewhat similar effect was produced by sitting in company with a person smoking.)

————— returning at the close of a long fever, in a person in whom it is habitual, after having been regular from the commencement of the disease, if combined with other favourable symptoms.—P. *Favourable.*

————— (in fever,) very quick, low, intermitting.—P. *Danger.* (The quickness of the pulse is relative. In a healthy infant, during the first year, its range is from 120 to 108: in an irritable female it may have this quickness from the beginning of a fever; while in a very old person, in a dangerous state, it may not exceed 80. In general however, if the pulse exceed 112 in the first eight or ten days of a fever, there is danger; and, if at any period it exceed 120, serious apprehensions are to be entertained.)

————— of 120, in an early stage (unless in a peculiarly irritable habit).—P. *Danger.*

————— above 120, at least considerably so, except for a very short time, in any stage.—P. *Danger.*

————— (in fever,) becoming more thready, as if the artery were smaller, the pulsations quick, weak, and irregular.—P. *Unfavourable.*

————— more soft, somewhat fuller, and in a slight degree more slow.—P. *Favourable.*

————— (in peripneumony,) fluttering, irregular, and indistinct.—P. *Fatal.*

————— (in hydrocephalus,) quickening, till at length

it becomes tremulous; with laborious breathing, and excessive heat.—P. *Approach of death.*

PULSE, rebounding.—P. *Approaching critical hæmorrhage from the nose?*

PURGING, brought on by swallowing the mildest liquids.—D. *Inflammation of the stomach.*

———— see Diarrhœa, Dysentery, and Fæces.

R.

RESPIRATION, see Breathing.

RESTLESSNESS.—D. *Ardent fever.*

S.

SALIVA, viscid, with pain in the region of the liver.—

D. *Obstruction of the gall-ducts.*

———— salivation induced quickly by a slight dose of mercury.—D. *Scurvy.*

———— coming on at the eruption of small-pox, or a day or two after.—D. *Confluent small-pox.*

———— bloody, (in putrid fever).—P. *Danger.*

SENSE, temporary loss of.—D. *Compression or Concussion of the brain.* (If there be no discharge of blood from the nose or ears, and no apoplectic stertor, it is most probably *concussion*; the great distinction of which is, that the pulse is soft, often weak, and sinks on bleeding.)

———— abolition of the powers of, with oppressed respiration, and frequently a snorting.—D. *Apoplexy.* (If the pulse be strong and full, the visage red and bloated, the neck swelled, and the respiration oppressed and loud, with a little hoarseness, it is *sanguineous*; if the pulse be weaker, the visage pale or far less ruddy, and the breathing less oppressed, *serous* or *spasmodic apoplexy.*)

———— and motion, abolition of, the patient continuing in the posture in which he was attacked, and the limbs retaining any position in which they may be placed by others; he swallows greedily all that is

given him; the countenance becomes florid; the eyes open, and seemingly fixed upon some object. The fit usually lasts only a few minutes, but sometimes hours, or even days.—D. *Catalepsy*.

SENSE and motion, abolition of sudden.—D. *Epilepsy*.

SHIVERING, frequent, in cases of topical inflammation.—D. *Formation of pus*.

———— irregular, with evident inflammation and pulsation in the part.—D. *Abscess of the periosteum*.

———— and chilliness, succeeded by frequent pulse and considerable heat.—D. *Fever*.

———— transient, soon succeeded by a burning heat all over the body, but more particularly about the præcordia.—D. *Yellow fever*.

———— with coldness of the skin and extreme parts, coming on in the evening.—D. *Catarrhal fever*.

———— and chilliness, immediately followed by extreme heat.—D. *Small-pox*.

———— severe, attended with peculiar debility, coming on in the evening of the third day in child-bed women.—D. *Puerperal fever*.

———— succeeded by burning heat, violent head-ach, and sickness.—P. *Erysipelas*.

———— (in pregnant women).—P. *Death of child, or approaching miscarriage*.

SICKNESS, *see* Stomach.

SIGHT, *see* Eyes.

SKIN, lax.—D. *Rickets*.

———— coldness of, and of the extremities, with shivering coming on in the evening.—D. *Catarrhal fever*.

———— clammy.—D. *Abscess of the hip-joint*.

———— generally dry, with profuse clammy, debilitating sweats occasionally.—D. *Nervous fever*.

———— growing hot toward night.—D. *Catarrhal fever*.

———— hot and dry.—D. *Sunstroke*. *Puerperal fever*.

———— dry.—D. *Peripneumony*.

———— constantly dry.—D. *Influenza*.

———— dry and fiery hot to the touch, but unequally in

different places, and often less so in the extremities, if these be not actually cold.—D. *Ardent fever*.

SKIN, dry and parched, sometimes scaly.—D. *Diabetes mellitus*.

—harsh, scaly, and almost horny; differing from leprosy in not falling off in branny scales.—D. *Ichthyosis*. (Above and below the elbow and knee the scales are small, rounded, papillary, and of a black colour, with short, narrow necks, and broad, irregular tops; elsewhere they are large and imbricated, and sometimes divided by whitish furrows. The inner part of the wrists and hams, inside of the elbow, furrow along each side of the spine, and inner and upper part of the thigh, are usually free.)

—thick, wrinkled, rough, unctuous, and divested of hair, chiefly on one of the legs, which becomes greatly enlarged.—D. *Elephantiasis*.

—intolerable itching of, sometimes attended with small, white, hard tubercles, generally with a dark, irritable point; sometimes with longer tubercles resembling wheels; and commonly a redness of the intervening skin.—D. *Nettlerash*.

—a great number of small ulcers on, crowding together, creeping, and difficult to heal.—D. *Tetter*. (Of this there are several varieties. The *dry tetter*, *herpes farinosus*, consists of broad patches of small red pimples, attended with a troublesome itching, which soon fall off in the form of a white powder like fine bran. It occurs most frequently on the face, neck, arms, or wrists. The *herpes pustulosus* appears at first in separate pustules, that run together, containing a thin watery serum, which at length turns yellow, and, exuding from the whole surface of the part affected, dries into a thick scab. It is most common in children, and its seat chiefly the face, behind the ears, or on some part of the head. The *herpes miliaris*, *shingles*, appears in clusters on the neck, breast, loins, hips, or thighs, the heads white and watery, succeeded by a small round scab resembling a millet seed. The matter is

exceedingly glutinous. They are generally attended with inflammation, and sometimes fever. Occasionally the pimples form in distinct circles, or portions of a circle, and then the disease bears the name of *ringworm*. The *herpes exedens* is most common about the loins. It consists of small ulcerations, always attended with more or less erysipelatous inflammation. The discharge is thin and acrid, and though the ulcers seldom proceed beyond the true skin, yet they sometimes extend to the cellular membrane, and even to the muscles themselves. Both the *herpes exedens* and *herpes miliaris* sometimes completely encircle the waist, forming what is termed the *zona ignea*; which no doubt indicates a virulent degree of the disease, though not its proving necessarily fatal, as old women have absurdly supposed.)

SKIN, eruptions of a pale red, as large as the head of a small pin, appearing here and there, from the third to the fifth day after an attack of fever, first on the face, afterward on the neck, breast, and body; these grow daily fuller, and about the eighth day from the commencement of the disease, the spaces between the pustules grow red and swell; the eyelids sometimes swell so as to close the eyes, and look like a shining, inflated bladder; the pustules on the face begin to grow rough and whitish, and gradually discharge a yellow matter; those of the hands and other parts appear smoother and less white: on the eleventh day the inflammation and swelling abate, and the pustules, which are about the size of a pea, begin to dry and scale off.—D. *Distinct small-pox*. (In the *confluent small-pox*, the eruption appears more like an efflorescence, comes out on the second or third day, and the fever continues, instead of going off on the eruption appearing; the pustules do not rise so high, but run together, appearing at first like a red bladder, and then like a thin white pellicle rising but little higher than the surface of the skin. After the eighth day this pellicle grows gradually

harder, and inclines to a brown colour instead of yellow. The earlier the eruptions appear, the darker they are; and the longer they continue, if untouched, the more violent the disease.)

SKIN, eruption, after a slight fever often unnoticed, of small, red protuberances, not perfectly round, with a flat shining surface, in the centre of which a minute vesicle is soon formed; they generally appear first on the breast and back, afterward on the face and extremities: on the second day the vesicle is filled with a whitish lymph, which gradually grows yellowish: by the fourth day many are broken or begin to shrink: few remain entire on the fifth day: on the sixth small brown scabs appear in the place of the vesicles, which become yellowish, dry gradually from the circumference toward the centre, and on the ninth or tenth day fall off, leaving red marks on the skin, without depression.—D. *Varicella*, *Chicken-pox*.

— eruption of conoidal or pointed pustules, containing a bright, transparent lymph, and with a hard inflamed border: on the second day they appear more turgid, and surrounded by a more tensive inflammation: on the third day they become shrivelled, and such as have been broken have a slight gummy scab on the top: some of the shrivelled vesicles, which remain entire, have much inflammation round them, and evidently contain a purulent fluid; these, after scabbing, leave a durable cicatrix, or pit: on the fourth day thin, dark brown scabs appear, intermixed with others, which are rounded, yellowish, and semi-transparent: these scabs gradually dry, and fall off in four or five days. Fresh eruptions usually take place on the second and third days; and as each set has a similar course, the whole duration of the eruptive stage is six days, so that the scabs last formed are not separated till the eleventh day.—D. *Varicella*, *Swine-pox*.

— of vesicles, large and globated, but not exactly circular at the base; there is an inflammation round them, and they contain a transparent lymph,

which on the second day of the eruption resembles whey: on the third day they subside, and become puckered or shrivelled, as in the two former species; they likewise appear yellowish, a small quantity of pus being mixed with the lymph: some of them remain in the same state till the following morning, but before the conclusion of the fourth day the cuticle separates, and thin blackish scabs cover the bases of the vesicles: the scabs dry and fall off in four or five days. The eruption is usually completed in three days: but sometimes a few fresh vesicles are observed on the fourth, in which case the eruptive stage occupies eight days.—D. *Varicella, Hives.*

SKIN, vesicular eruptions, the size of a hazel nut, commonly appearing first on the arms, collapsing in two or three days after exuding a little serous matter, preceded and accompanied by feverish symptoms of the low kind, sometimes very slight, in other cases highly putrid.—D. *Pemphigus.*

— small, red spots, the tops of which soon appear like little white pustules, which dry and scale off in branny crusts, attended with a prickling sensation. The perspiration has a peculiar frowzy smell.—D. *Miliary fever.*

— crowded together, scarcely prominent, but distinguishable to the touch, appearing about the fourth day after an attack of fever, and changing after three days to furfuraceous scales.—D. *Measles.*

— covered with red spots, more numerous, larger, and redder than those of the measles, but not so uniform, attended with a redness of the fauces.—D. *Scarlatina.* (If the throat be ulcerated, it is called) *Scarlatina anginosa.*

— red patches on, variously figured, in general confluent, or diffused irregularly over the body, leaving interstices of a natural colour, and usually accompanied with general disorder of the constitution.—D. *Rash.*

SKIN, spreading redness of, running quickly into small blisters filled with a watery humour, which dry and scale off, but sometimes with a more glutinous fluid, when they form a thick scurf.—D. *Erysipelas*. (If the disorder spread round the waist like a belt, it is termed *shingles*, or *zona ignea*.)

— redness of, appearing first in the face, and thence extending to the neck, breast, and by degrees over the whole body, attended with intolerable itching, and marked with an infinite number of minute parts of a deeper red than the rest.—D. *Eating muscles*, or *something injurious*.

— purple eruptions, and livid, gangrenous spots on.—D. *Poison*.

— copper-coloured spots on the breast, the arms, and the face, particularly on the forehead, and round the roots of the hair, by degrees becoming scaly, and occasionally discharging a thin fluid, which forms a scab.—D. *Lues venerea*.

— differently-coloured spots on, most commonly livid, particularly at the roots of the hair.—D. *Scurvy*.

— yellow.—D. *Jaundice*. *Stone in the gall-ducts*. *Bilious fever*. *Yellow fever*. *Bite of a viper*.

— blackness in.—D. *Morbus niger*.

— growing pale, and afterward yellowish.—P. *Ascites*.

— (in measles,) livid spots on, (with delirium, and coldness of the extremities.—P. *Fatal*.

— (in putrid fever,) red rash on.—P. *Favourable*.

————— inflamed scab below the nose, on about the lips.—P. *Favourable*.

————— purple or livid spots on.—P. *Highly dangerous*.

— (in yellow fever,) becoming of a brighter yellow the fourth day after the attack.—P. *Favourable*.

————— continuing dry and rough.—P. *Generally fatal*.

————— dark spots on.—P. *Fatal*.

————— dry, accompanied by an inflamed redness of the eyes.—P. *Death in a few hours*.

SLEEP, at times apparently sweet and easy, but in general disturbed, and interrupted occasionally by a violent scream.—D. *Hydrocephalus*.

—— occasional dosing and sighing.—D. *Hydrocephalus*.

—— unquiet.—D. *Catarrhal fever*.

—— want of, by night.—D. *Nervous fever*.

—— little and disturbed.—D. *Phthisis*.

—— disturbed, with convulsive agitations on waking.—D. *Hydrophobia*.

—— starting from, with a sense of suffocation.—D. *Hydrops pectoris*.

—— loss of, with drowsiness, and occasional delirium on being roused.—D. *Sunstroke*.

—— heavy, with scarcely any intervals of waking; attended with such a stupidity and forgetfulness, that the patient forgets to proceed in whatever he begins to do; pulse frequent.—D. *Lethargy*.—P. (In fever,) *Danger*.

—— profound, from which the patient is with great difficulty roused: though he seems sensible of pinching, or pricking him with pins, he either does not speak, or utters some incoherent words, and immediately relapses into his former state.—D. *Coma*.—P. (If on critical days in acute fevers, with a sweat, and the countenance not changed) *Recovery*. (If the countenance sink, and the patient's strength being exhausted, he lie apparently senseless and motionless) *Death in a day or two*. (If early in acute fevers, and convulsions and hiccough come on) *Approaching death*.

—— (in fever,) refreshing, though short and interrupted, and the patient sensible of having slept.—P. *Favourable*.

—— disturbed.—P. *Fit of asthma*.

SLEEPLESSNESS.—D. *Stone in the gall-ducts*.

SMELL, fetid, of the whole body.—D. *Poison*.

SNEEZING, see *Nose*.

SPASMS of the extremities.—D. *Advanced stage of cholera morbus*.

SPASMS of the abdominal muscles, and of the whole body.—D. *Violent degree of cholera morbus.*

—— general spasmodic contraction of all the muscles.

—D. *Tetanus.* (If the body be rigidly bent forward,) *emprostotonos*: (if backward,) *opisthotonos*: (if to one side,) *tetanus lateralis.*

SPEECH, hoarse, with a slight cough.—D. *Ardent fever.*

—— loss of, entire or partial.—D. *Swelling of the glottis and fauces. Compression of the trachea. Wounds of the nerves of the larynx.* (If only one of the recurrent nerves be cut, the pronunciation is imperfect; if both, the speech and voice are lost.) *Palsy of the tongue. Hysteria. Repelled cutaneous eruptions. Obstructed periodical evacuations. Spasmodic affections. Worms. Fear. Too free use of spirituous liquors. Poison.*—P. *An approaching hemiplegia or apoplexy;* or, if it succeed either of these, and be complicated with a weak memory, and a sluggishness of the mental powers, *its return.*

—— see also Voice.

SPINE, see Back.

SPIRITS, dejection of.—D. *Atonic gout in the head.*—P. *Gout.*

—— great.—D. *Putrid fever.*

—— excessive, with bilious evacuations.—D. *Bilious fever.*

STOMACH, sudden and transient distention of the.—D. *Indigestion.*

—— load at, attended with pain and heat.—D. *Putrid fever.*

—— sense of weight in the region of, without any manifest hardness or tumour in the hypochondria, particularly if there be other symptoms of latent obstruction in the abdominal viscera, and still more if on pressing near the side of the stomach a tumour be perceptible, and pain occasioned.—D. *Abscess of the pancreas.*

—— oppression at the region of the.—D. *Nervous fever.*

- STOMACH, oppression at the, after eating.—D. *Splenalgia.*
 ———— sickness in the.—D. *Alkaline acrimony in the system. Indigestion.*
 ———— oppression and a sense of fulness in the.—D. *Stone in the gall-ducts.*
 ———— considerable in, at times.—D. *Hydrocephalus.*
 ———— unusual sensibility in, with frequent vomiting, and an appearance of inflammation in the mouth and fauces.—D. *Erysipelatous inflammation in the stomach.*
 ———— pain in the region of the.—D. *Indigestion.*
 ———— severe, pricking, with a discharge of matter resembling chyle.—D. *Cælica passio.*
 ———— with want of appetite, anxiety, frequent vomiting, an unusual sensibility to acrids, some thirst, and frequent pulse.—D. *Erysipelatous inflammation of the stomach.* (If accompanied with diarrhœa and mucous discharge from the rectum, the inflammation extends farther than the stomach.)
 ———— pungent, fixed, burning, with distention, sometimes pulsation, and external soreness; the mildest drinks increase the pain, and bring on sickness, vomiting, purging, or hiccough.—D. *Acute inflammation of the stomach.*
 ———— acute pain in, with vomiting of blood and bile, coming on suddenly by fits, with as rapid alternations of relief.—D. *Poison.*
 ———— pain, burning, at the scrobiculus cordis, with a sense of constriction as if the stomach were drawn toward the back, increased by raising the body to the erect posture, often very severe, and followed by an eructation of a thin, watery fluid, sometimes acrid, but more frequently insipid.—D. *Pyrosis.*
 ———— flatulency in the.—P. *Fit of asthma. Gout.*
 ———— sense of straitness and fulness about the pit of the.—P. *Fit of asthma.*
 ———— sickness in the.—P. *Gout. Fit of asthma.*
 ———— (in inflammation of,) cessation of pain, with coldness about the præcordia, languid or intermitting pulse, and a calm serenity.—P. *Death.*
 ———— see also *Flatulency.*

STOOL, *see* FÆCES.

STRENGTH, decrease of, with wasting of the flesh.—D. *Atrophy.*

————— great diminution of.—D. *Nervous fever. Measles.*

————— (in inflammation of the kidneys,) sudden and considerable loss of.—P. *Highly dangerous.*

STUPOR.—D. *Catarrh.*

————— and sleepiness.—D. *Small-pox.*

————— drowsiness and heaviness.—P. *Fit of asthma.*

SWALLOWING, difficulty of.—D. *Catarrhal fever. Inflammation of the stomach.*

————— with a particular dread of liquids.—D. *Hydrophobia. Hysteria. Epilepsy. Fevers from topical inflammation of the thorax or neighbouring parts. Inflammation of the stomach.*

————— (in fever,) when not merely from the state of the tongue.—P. *Danger.*

SWEATING, tendency to.—D. *Small-pox* (generally the *distinct* sort, particularly if the sweating be profuse.)

————— in the morning.—D. *Catarrhal fever.*

————— appearing to exhaust rather than relieve.—D. *Phthisis. Hectic fever.*

————— breaking out on the temples.—D. *Hydrophobia.*

————— cold (in inflammation of the kidneys,) with sudden remission of the pain without apparent cause.—D. *Mortification.*

————— with spasmodic contraction of the extremities.—D. *Advanced stage of cholera.*

————— and clammy.—D. *Poison.*

————— profuse, clammy, debilitating, at times.—D. *Nervous fever.*

————— of a peculiar frowsy smell.—D. *Miliary fever.*

————— diminution of the ordinary perspiration.—P. *Ascites.*

————— (in ascites,) increase of.—P. *Favourable.*

————— (in colic,) colliquative, after the strength is exhausted.—P. *Considerable danger.*

SWEATING, (in putrid fever,) cold.—P. *Highly dangerous.*

———— (in hydrocephalus,) with great heat, spreading all over the body.—P. *Approaching death.*

T.

TEETH, loose.—D. *Scurvy.*

———— grinding of the.—D. *Worms, or some other cause irritating the bowels.*

———— (in acute diseases).—P. *Highly dangerous, (unless the patient have been accustomed to it from childhood.)*

———— coming forward slowly, and soon decaying.—P. *Rickets.*

TENDONS of the wrist, tension of the.—D. *Fever.*

———— (in fever,) particularly tense, and affected with occasional twitchings.—P. *Danger.*

TESTICLES, swelling of the.—D. *Suppressed gonorrhœa. Scirrhus. Hydrocele.*

———— painful retraction of the.—D. *Stone in the kidney. Inflammation of the kidney.*

THIGHS, numbness in one of them.—D. *Stone in the kidney. Inflammation of the kidney.*

———— wasting of one of them, with pain beginning in the hip-joint, and generally a lengthening of the limb, though it is sometimes shorter, particularly after suppuration has taken place.—D. *Abscess in the hip-joint.*

———— unusual sense of coldness in, not arising from any obvious cause.—P. *Distortion of the spine from caries.*

THIRST.—D. *Catarrhal fever.*

———— and desire of sour drinks.—D. *Alkaline acrimony in the system.*

———— irregular.—D. *Obstruction of the gall-ducts.*

———— immoderate.—D. *Eating muscles, or something injurious.*

———— excessive, with bilious evacuations.—D. *Bilious fever. Yellow fever.*

THIRST, intense.—D. *Influenza*.

———— unquenchable.—D. *Inflammation of the spleen*.
 —————, though often going off suddenly.

—D. *Ardent fever*.

———— burning.—D. *Poison*.

———— increasing, with a failing of the appetite for solid food.—P. *Ascites*.

———— (in putrid fever,) insensibility to.—P. *Danger*.

THORAX, straight and compressed on its sides, the sternum rising up in a point, and the extremities of the ribs enlarged and crooked. D. *Rickets*.

———— a fluctuation in, perceptible on changing the position from one side to the other, or on pressing the abdomen against the edge of a table.—D. *Empyema*.

———— sense of weight in the.—D. *Catarrhal fever*.

———— a troublesome load rather than pain in.—D. *Influenza*.

———— soreness, tightness, and sense of fulness in, with a difficulty of breathing, and a violent cough.—D. *Catarrh, affecting the lungs*.

———— load at the præcordia.—D. *Puerperal fever*.

———— oppression at the præcordia.—D. *Hydrops pectoris*. (When there is great oppression and anxiety, with a labouring, irregular pulse, perhaps) *Hydrops pericardii*.

————, with a peculiar sensation of stricture and heaviness, a struggling for breath, and sighing.—D. *Hydrophobia*.

———— continual uneasiness about the præcordia.—D. *Inflammation of the stomach*.

———— considerable anxiety about the præcordia, with incapability of dilating the chest for a deep inspiration.—D. *Dropsy of the lungs*.

———— compressive pain in the præcordia.—D. *Morbus niger*.

———— (in intermittent fever,) great load on, seeming to threaten suffocation.—P. *Danger*.

THROAT, sensation of a ball rising in, and threatening suffocation.—D. *Hysteria*.

THROAT, tightness of.—D. *Eating muscles, or something injurious.*

———— soreness or roughness in.—D. *Measles.*

THUMBS, firmly fixed on the palms of the hands.—D. *Epilepsy.*

TONGUE, swollen.—D. *Eating muscles, or something injurious.*

———— little excoriations on the.—D. *Catarrh.*

———— dry.—D. *Peripneumony.*

———— yellow, sometimes black, rough, and chapped.—D. *Ardent fever.*

———— very dry, rough, and discoloured.—D. *Yellow fever.*

———— and glossy red.—D. *Puerperal fever.*

———— occasionally rough and dry, after a few days white, and at length assuming a brownish hue.—D. *Nervous fever.*

———— at first white, then growing drier and darker, sometimes livid, black, or of a dark pomegranate colour.—D. *Putrid fever.*

———— parched.—D. *Influenza.*

———— and hard.—D. *Hectic fever.*

———— (in fever,) becoming dry and dark in an early stage.—P. *Danger.*

———— a little softness at the edge or tip, gradually extending toward the middle and root.—P. *Favourable.*

———— (in fever,) growing soft, and apparently clean, about the eighth or tenth day, but uniformly red and shining on the surface.—P. *Protraction of the disease to the twentieth day.*

———— black.—P. *Threatening, but by no means always fatal.*

———— (in putrid fever,) inability to put out.—P. *Highly dangerous.*

TUMOUR, soft, puffy, on pressing which a crackling is perceived; it gives way on pressure, but instantly returns.—D. *Emphysema.*

———— with paleness of the skin, pitting on being pressed, and retaining the impression some time.—D.

Œdema (when confined to a particular part): *Anasarca* (when general.)

TUMOUR, hard, in a fleshy part, with violent throbbing pain and burning heat, sometimes of considerable size, but often a mere point only rising above the skin.—D. *Anthrax*.

————— hard, unequal, indolent, and without any discoloration of the skin.—D. *Scirrhus*. (Its seat is a gland; but seldom, perhaps never, in the first instance, a lymphatic gland.)

————— scirrhus, first itching, then occasioning a pricking, shooting, or lancinating pain, and assuming a red, dusky purple, or livid hue, the veins around growing turgid, and a peculiar kind of burning pain attending it.—D. *Cancer*. (The parts usually affected are the breasts of women, the uterus, the testes, glans penis, tongue, stomach, cheeks, lips, and corners of the eyes.)

————— arising from the substance of a bone, so soft as to yield to the finger.—D. *Gumma*. (As it becomes gradually harder it takes in succession the names of *tophus*, *nodus*, and *exostosis*.)

————— over a bone, with evident inflammation and pulsation in the part, and irregular shiverings (the last the principal sign).—D. *Abscess of the periosteum*.

————— with inflammation, preceded by great pain, about a joint.—D. *Gout*.

————— soft and pulsating, over an artery.—D. *Aneurism*.

————— of the head, occasioned by water between the skull and integuments.—D. *Hydrocephalus externus*.

————— of the upper lip and column of the nose.—D. *Scrofula*.

————— parotid and maxillary glands after a slight inflammatory fever.—D. *Mumps*.

————— in the armpit.—D. *Bubo*. (This may be *venereal*, or *pestilential*. The former is slow in its progress to inflammation and suppuration; the latter, rapid. It sometimes occurs too after *small-pox*, in which case it suppurates and heals much more spee-

dily and kindly than venereal or scrofulous swellings of the glands in general.)

TUMOUR, œdematous of the hands, accompanied with coldness of them, and a livid colour of the lips.—D.

Hydrops pectoris.

———— large, in the forepart of the neck, not discoloured.—D. *Bronchocele.*

———— of the breast in females, after sudden subsidence of swelling of the parotid and maxillary glands.—D. *Metastasis of mumps.*

———— on the vertebræ of the neck, back, or loins, of the natural colour of the skin.—D. *Spina bifida.*

———— of the abdomen, regular, in which a fluctuation may be felt by placing one hand on one side of it and striking against the other.—D. *Ascites.*

———— partial, with a less evident fluctuation.—D. *Dropsy of the ovary.*

———— windy, with general œdematous swellings.—D. *Poison.*

———— in the region of the spleen, with fever.—D. *Splenitis.*

———— with an uneasy dull, tensive sensation, without fever.—D. *Splenalgia.*

———— and hardness on the right side, below the ribs.—D. *Scirrhus liver.*

———— of the ovary, moveable when the patient lies on her back, and by passing the finger up the vagina the os uteri is found to move with it (when the water is contained in several cysts, there are sometimes inequalities in the tumour, and it has the feel of scirrhus.)—D. *Dropsy of the ovary.*

———— livid, painful, about the anus, sometimes attended with a procidentia ani on going to stool, and more particularly so if accompanied with tenesmus.—D. *Piles.* (If they do not appear externally, they are called *blind piles*; when blood is discharged from them, *bleeding piles*; when mucus only, *leucorrhœis.*)

———— in the groin, hard, circumscribed, not receding on lying down, or on pressure.—D. *Bubo.*

(The *venereal* bubo is almost always solitary, sore to the touch, and appears inflamed when there is a tendency to suppuration. *Scrofulous* swellings of the glands are seldom single, not so sore, and nearer to the root of the penis. A *testicle detained in the groin* will be painful if pressed hard, not inflamed unless in consequence of some external injury, and the testicle will be found wanting on the corresponding side of the scrotum. The *pestilential* is inflamed, and tends to suppuration very rapidly, while the *venereal* is very slow in its progress.)

TUMOUR in the groin, beginning at the ring of the abdominal muscle, and extending more or less downward, toward or into the scrotum in men, and the labia pudendi in women.—D. *Bubonocoele*. (If a portion of the intestinal canal form the tumour, the surface will be smooth and elastic: if a part of the omentum, the surface will be more unequal, and the tumour more flabby.)

———— irregular, elastic, of the spermatic cord.—D. *Cirsocele*.

———— with fluctuation, either in the groin, the fore part of the thigh, the perinæum, or the vagina; receding on pressure, and occasioning a desire to make water, or an involuntary discharge of urine.—D. *Hernia vesicalis*.

———— of the scrotum.—D. *Hernia*. *Hernia humoralis*. *Scirrhus testicle*. *Hydrocele*. (If the swelling have begun in the groin, be increased by coughing or sneezing, have been capable of returning into the abdomen, and the testis can be felt distinct from the tumour, it is *hernia*. If the swelling be of the testis itself, or rather of the epididymis, with acute pain and inflammation, pretty rapid in its progress, and uniformly confined to the part, it is *hernia humoralis*. If the swelling be of the testis itself, have been slow in its progress, and have the scirrhus feel, it is *scirrhus testicle*. If the swelling have begun at the most dependent part, feel smooth and equable,

and particularly if a fluctuation can be felt, and it be in some degree capable of transmitting the light of a candle through it, it is *hydrocele*.

TUMOUR of the testes, after sudden subsidence of swelling of the parotid and maxillary glands.—D.

Metastasis of mumps.

———— small, hard, irritable pimple, on the glans or inside of the prepuce in men, and on the internal part of the labia or at the entrance of the vagina in women.—D. *Lues venerea.*

———— œdematous of the labia pudendi (extending along the thigh, if the inguinal glands be obstructed.) —D. *Cancer in the womb.*

———— of the leg and thigh, coming on after delivery, seldom before the second or after the third week, hard, smooth, shining, equable, painful, rapid in its progress, preceded by pain in the groin, and accompanied by a fever of the hectic type.—D. *Œdema lacteum, phlegmatia dolens, or depôt laiteux.*

———— on the shin bones, those of the arm, or the os frontis, preceded by pain, and terminating in foul ulcers.—D. *Lues venerea.*

———— in the hip, with lameness, and a shortening of the leg on the affected side, not coming on suddenly and by accident, as in cases of luxation or fracture.—P. *Abscess in the hip.*

———— of one of the inguinal glands, succeeded by a severe fever, a red streak running down the thigh from the gland to the leg, and soon swelling.—P. *Elephantiasis.*

———— of the feet toward evening, pitting when pressed.—P. *Ascites.* (If the legs and thighs proceed to swell, the case is plain.)

U.

ULCERS in a glandular part, with a constant sense of ardent and occasionally shooting pains; irregular in figure; unequal on the surface, discharging sordid, sanious, or fetid matter, often with a peculiar hepatic

smell; having thick, indurated, and often exquisitely painful edges, which are sometimes inverted, at other times retorted, and exhibit a serrated appearance; subject to frequent hæmorrhage.—D. *Cancer*.

ULCERS that have been long healed breaking out afresh.

—D. *Scurvy*.

— discharging sanies, or covered with a coagulated cruor, renewed as often as separated, the edges generally livid, and puffed up with fungous excrescences rising from under the skin.—D. *Scurvy*.

— many, round, livid, foul, and incurable, over the whole body.—D. *Inflammation of the spleen*.

— on the lips, tongue, and other parts in the mouth.—D. *Alkaline acrimony in the system*.

— on the inside of the lips and cheeks, deep, foul, irregular, fetid, with ragged edges, attended with a copious flow of offensive saliva.—D. *Canker*.

— in the throat and fauces, deep, sloughy, with ragged edges, without fever or prostration of strength.—D. *Lues venerea*.

— small, with edges elevated, somewhat hard, and painful, generally in the glans or inside of the prepuce in men, on the internal parts of the labia or entrance of the vagina in women.—D. *Lues venerea*.

URINE, stoppage or suppression of.—D. *Ischury*. (If the bladder be distended with urine, pain and swelling about the pubes will take place. If there be rather a sense of emptiness at this part, the seat of the disorder is the kidneys; and this is called the *spurious ischury*. Vomiting accompanying it indicates a *stone in the kidney*: pain and heat in the region of the kidneys, *inflammation of them*: pain in the bladder, recurring by fits with great violence, and extending along the urethra, tenesmus; a discharge of mucus or pus, mixed with pale urine, *stone in the bladder*: pain in the perinæum, with an intolerable burning sensation on the slightest discharge of urine, *inflammation of the neck of the bladder*.)
Poison.

URINE, retention of, with frequent calls to make water, though voided in very small quantities, if at all, and with difficulty.--D. *Strangury*.

—— small in quantity, with a frequent desire of making water.--D. *Catarrhal fever*.

—— frequent inclination to void, pain during the discharge, and the stream sometimes suddenly interrupted.--D. *Stone in the bladder*. (If the pain occur on the discharge of the first portion, the stone is *small*; if on that of the last, *large*; if during the whole time, it is *not* caused by a stone.)

—— frequent voiding of, either thin and transparent or very red.--D. *Inflammation in the kidney*.

—— excessive discharge of, pale, and nearly insipid.--D. *Diabetes*.

—— involuntary discharge of.--D. *Compression of the brain*.

—— painful discharge of, sometimes with fever, but more frequently without, nearly half the urine consisting of a light, flocculent matter, not purulent.--D. *Catarrhus vesicæ*.

—— sweet, affording on analysis a considerable quantity of saccharine matter, generally but not always copious.--D. *Diabetes mellitus*.

—— bloody.--D. *Gravel*.

—— purulent.-- (Sometimes) *Imposthume in the mesentery*.

—— ——— and fetid.--D. *Abscess in the kidney*.

—— mixed with whitish, but not offensive, pus.--D. *Abscess in the kidney*.

—— pale and profuse in quantity.--D. *Hysteria*.

—— at first pale and vapid, high coloured as the disease advances, and at last very brown or blackish, with an offensive smell.--D. *Putrid fever*.

—— inconstant in its colour, but generally high, and in small quantity.--D. *Atrophy*.

—— yellow.--D. *Stone in the gall-ducts*.

—— orange-coloured, depositing a thick mucous sediment.--D. *Scirrhus liver*.

—— red.--D. *Gout*. *Intermittent fever*.

- URINE, dark or yellowish red.—D. *Peripneumony*.
 ——— intensely red, and turbid.—D. *Peripneumonia notha*.
 ——— high-coloured.—D. *Measles*.
 ——— ——— and red.—D. *Alkaline acrimony in the system*.
 ——— ——— giving a yellow tinge to white rags.—D. *Jaundice*.
 ——— high-coloured and fetid.—D. *Scurvy*.
 ——— depositing a lateritious branny sediment.—D. *Hectic fever*. (Parr says, the urine varies so much in this disease, that nothing can be ascertained from t.)
 ——— slight pain in passing.—P. *Gout*.
 ——— pale.—P. *Fit of asthma*.
 ——— gradually diminishing in quantity, turbid, high-coloured, and depositing a large quantity of a lateritious sediment.—P. *Ascites*.
 ——— (in fever,) a scum on the top in the early period of it.—P. *A slow and tedious disease*.
 ——— ——— a cloud suspended at first near the top, and afterward falling lower, till in succession it reaches the bottom of the glass.—P. *Favourable*.
 ——— ——— a suspended cloud previous to the fourteenth day.—D. *Termination of the disease on the fourteenth*.
 ——— ——— a suspended cloud after the fourteenth.—P. *Termination on the twenty-first*.
 ——— ——— reddish, or white, and of a mucous consistence.—P. *Favourable*.
 ——— (in violent fevers,) fetid.—P. *Danger*.
 ——— (in putrid fever,) depositing a dark or blackish sediment.—P. *Highly dangerous*.
 ——— (in inflammation of the kidney,) black, fetid, and foul, or retained, with a sudden and considerable loss of strength.—P. *Highly dangerous*.
 ——— (in the iliac passion,) complete suppression of.—P. *Danger*.
 ——— (in ischury,) smell of, proceeding from the mouth and nostrils.—P. *Extreme danger*.

URINE, (in ascites,) plentiful discharge of.—P. *Favourable.*

—— (in chronic diseases, as dropsy, scurvy, and phthisis,) red, depositing a copious, red, scaly, or branny sediment.—P. *Very unfavourable.*

V.

VAGINA, *see* Pudendum.

VEINS, turgidity of the.—D. *Varix. Cancer.*—P. *Gout.*

VERTIGO, *see* Giddiness.

VOICE, imperfect articulation.—D. *Palsy.*

—— (in putrid fever,) alteration of.—P. *Danger.*

—— *see also* Speech.

VOMITING.—D. *Ardent fever. Hernia. Inflammation of the liver. Small-pox* (in adults, but not in children.)

—— brought on by swallowing the mildest drinks.—D. *Inflammation of the stomach.*

—— up all liquids, sometimes with, sometimes without coughing.—D. *Peripneumonia notha.*

—— attended with pain in the region of the kidneys.—D. *Gravel or stone in the kidney.*

———— at the pit of the stomach, or about the region of the liver, sometimes extremely acute, but in some cases slight, without any change in the pulse.—D. *Stone in the gall-ducts.*

—— incessant, the discharge at first watery, then bilious, and at last feculent, with violent colicky pains.—D. *Incarcerated hernia.*

—— of blood and bile, coming on suddenly, with acute pain.—D. *Poison.*

—— preceded by faintness, with rapidly sinking strength, convulsions, and coldness of the extremities.—D. *Narcotic poison.* (If attended with bloody discharges from the bowels and bladder) *an overdose of nitre.*

———— inflammation in the mouth or fauces, with a burning heat at the scrobiculus cordis, and the sensation of a heavy load at the stomach.—D. *Poison from a mineral acid or ammonia.*

- VOMITING, first the remains of food; afterward bilious fluids more or less mixed with frothy mucus of a yellow, green, and at last often a black colour; sometimes bloody like the washings of flesh, extremely acrid, and almost corrosive.—D. *Cholera morbus*.
- VOMITING of the fæces from an inversion of the peristaltic motion, attended with violent pain.—D. *Iliac passion*.
- of bile, with fever.—D. *Bilious fever*.
- of black and highly bilious matter.—D. *Yellow fever*.
- or very dark matter.—D. *Morbus niger*. (If it be *blood*, it will be reddish when diluted; if *bile*, of a dark yellow generally, though this sometimes consists of black flakes, or a dark, pitchy matter.)
- dark, sanious, offensive matter, preceded by symptoms of abscess in the liver.—D. *Bursting of the Abscess*.—P. *Death*.
- (in cholera morbus,) ineffectual strainings to.—P. *Bad*.
- of matter smelling like excrement.—P. *Extremely dangerous*.
- (in yellow fever,) incessant, and the discharges growing darker coloured.—P. *Fatal*.

W.

- WATCHINGS, intense, continual, or, if any sleep occur, it is interrupted, troubled, and accompanied with terrible dreams.—P. *Phrenitis*.
- WIND, see Flatulency.

Y.

- YAWNINGS, frequent.—D. *Nervous fever*.

F 2



JAMES WEBSTER,

The publisher of this Book, respectfully informs the Medical Profession that he keeps for sale a general assortment of Medical Books : among them are,

THE AMERICAN MEDICAL RECORDER,
Of Original Papers and Intelligence in Medicine and Surgery, 5 volumes, containing upwards of 600 different articles, the most of which are very important to the Practitioner of Medicine. The publication of this work is continued : the numbers are published in January, April, July, and October, of each year ; conducted by JOHN EBERLE, M. D. Member of the American Philosophical Society ; of the Academy of Natural Sciences of Philadelphia ; Corresponding Member of the Medical Chirurgical Society of Berlin, &c. &c. Author of a Treatise of the Materia Medica and Therapeutics, in 2 volumes, 8vo. ; assisted by an Association of Physicians in New York, Philadelphia, Baltimore, and Norfolk, Virginia.

Armstrong on Typhus Fever, with additions by professor Potter of Baltimore, second American edition, with an Appendix.

Eberle's Materia Medica and Therapeutics, 2 vols.

Cooper and Travers' Surgical Essays, with 21 handsome engravings.

Medical Jurisprudence.

Cooper's Surgical Dictionary, a late edition, with additions, by Dr. Anderson

Hunter on the Blood.

Hunter on the Venereal.

Underwood on Diseases of Children.

Hamilton on Purgative Medicines.

Hamilton on Mercury.

Denman's Midwifery, with notes, by Professor Francis.

Bard's Midwifery.

Burns' Midwifery, by Professor James.

Dewees on Difficult Parturition.
James's Merriman.
Pott's Surgery, 2 vols.
Cooper's Surgery, 2 vols. with notes, by Stevens.
Dorsey's Surgery, 2 vols.
Bell's Operative Surgery, 2 vols.
Thomas' Practice.
Cullen's Practice, by Caldwell, 2 vols.
Bateman's Synopsis.
Willan on Cutaneous Diseases.
Darwin's Zoonomia, 2 vols.
Rush's Works 2 vols.
Rush's Sydenham.
Rush's Hillary.
Bell's Engravings of the Bones, Muscles, Joints, Nerves
and Arteries, 4 vols.
Saunders on the Eye.
Saunders on the Ear.
Brodie on the Joints.
Howship on the Rectum.
Richerand's Physiology.
Bell's Anatomy, 3 vols.
Wistar's Anatomy, 2 vols.
Bichat's General Anatomy, 3 vols.
Murray's Materia Medica, 2 vols.
Barton's Cullen's Materia Medica, 2 vols.
London Dissector.
Thomson's Chemistry, 4 vols.
Henry's Chemistry, 2 vols.
Brande's Chemistry, with notes, by Professor Mac
Neven.
Parr's Medical Dictionary, 2 vols.
Hooper's Medical Dictionary.
Coxe's Medical Dictionary.
Paris's Pharmacologia.
Ure's Chemical Dictionary, 2 vols.
Lind on Hot Climates.
Johnson on Tropical Climates, 2 vols.
Hastings on Inflammation.
Desault's Surgery, 2 vols.

Coxe's American Dispensatory.

Thatcher's Dispensatory.

Chapman's Therapeutics and Materia Medica, 2 vols.

Thatcher's Modern Practice.

Condie's Examinations.

Clarke's Practice.

Denman's Aphorisms.

The Anatomy of the Human Bones, by the late Alexander Monro, M. D.

Anatomical Plates of Midwifery, selected and reduced from Smellie's large Tables; accompanied by Explanations adapted to the practice of this branch of Science, and principally designed for the use of Students.

The Hospital Pupil's Guide, being oracular communications addressed to the Students of the Medical Profession.

A Treatise on Burns and Scalds, detailing the best methods of treating those accidents.

The four last mentioned Books are *English Editions*, and well calculated for the Student of Medicine.

* * J. W. will import any Medical Books that may be wanted, on the most reasonable terms.





