

The American practice of domestic medicine / by S.F. Salter.

Contributors

Salter, S. F.
National Library of Medicine (U.S.)

Publication/Creation

Atlanta, Ga. : J.P. Harrison & Co., 1877.

Persistent URL

<https://wellcomecollection.org/works/mvv39ghy>

License and attribution


This material has been provided by This material has been provided by the National Library of Medicine (U.S.), through the Medical Heritage Library. The original may be consulted at the National Library of Medicine (U.S.) where the originals may be consulted.

This work has been identified as being free of known restrictions under copyright law, including all related and neighbouring rights and is being made available under the Creative Commons, Public Domain Mark.

You can copy, modify, distribute and perform the work, even for commercial purposes, without asking permission.



Wellcome Collection
183 Euston Road
London NW1 2BE UK
T +44 (0)20 7611 8722
E library@wellcomecollection.org
<https://wellcomecollection.org>



WBA S177a 1877

63620020R




NLM 05164624 5

NATIONAL LIBRARY OF MEDICINE







ICINE
Be
nt of









Very Respectfully,
S. J. Saller, M.D.


THE
AMERICAN PRACTICE
OF
DOMESTIC MEDICINE.

By S. F. SALTER, M. D.,

AUTHOR OF "MULTUM IN PARVO," "WOMAN AND HER DISEASES," "NERVOUS VITALITY," EDITOR "ECLECTIC STAR," ETC., ETC.

Atlanta, Georgia, 1877.

ATLANTA, GEORGIA:
JAMES P. HARRISON & Co., PUBLISHERS AND PRINTERS.
1877.




Annet

WBA

S177a


1877

Entered according to an act of Congress in the year 1877, by S. F. SALTER,
M. D., in the office of the Librarian of Congress at Washington.



TO THE FATHERS AND
MOTHERS OF AMERICA, WITH THE
HOPE THAT IT MAY PROVE A FRIEND IN
NEED, THEREBY BECOMING A FRIEND INDEED, AND
IN THE HOPE OF ASSISTING THE CAUSE OF MEDICAL
PROGRESS AND PROFESSIONAL REFORM,
THIS WORK IS RESPECTFULLY
INSCRIBED BY

THE AUTHOR.



INTRODUCTION.

In presenting this little volume to the public, I have but one apology to make, and that is, a desire to do the most good to the greatest number. It has been my province to write, and have published, three medical pamphlets previous to this, viz: "Multum in Parvo," "Woman and Her Diseases, from Infancy to Old Age," and "Nervous Vitality," for the male sex only.

Hundreds who have read these pamphlets have solicited me to write and publish a work adapted to the use of families.

I refused, for a long time, to undertake the work, because I did not like to assume the responsibility, and my time was so completely occupied in my professional business; but, with the promise of a large circulation, and the desire to do good, I have assumed the task, and will fill the requirements to the best of my ability.

My readers must look more for a common sense, practical work, than for one couched in perfect phraseology, or abounding in theoretical speculation. Deny it who may, all the study, all the book-teaching, lectures, etc., are insignificant compared with practical experience. Education is essential, so is a complete medical education; but the true physician *never* completes his education. Though he live to pass his three score and ten, he is a student still.

There is a lamentable ignorance among the common people as to their own organic structure. You will find

nine-tenths of them much better posted on all other subjects than that of themselves; and, I regret to say, the medical profession endeavor to keep them in the dark, that they may profit thereby. Just let a man know what his requirements are when sick, and what line of conduct is essential to good health, and he will practice it, thus cheating the doctor out of his fee by continuing healthy.

I am glad to know, however, that the people are beginning to think and act for themselves, and when they do, they naturally cast around for the best means of preserving health. There is a growing disposition to emancipate themselves from the tyrannical rule of a class of men, claiming to embody all the wisdom and knowledge that has ever been attained in the healing art. This class style themselves regular physicians, I, claiming the privilege that they take, style them Allopaths, or regular quacks, who deal out calomel, arsenic, and opium; who cauterize, blister and leech, regardless of the constitution or condition of their patients.

We have another class of egotistical practitioners who are anything or nothing, just as their interest dictates. They use "yarbs," roots, bark, and claim eclecticism on the ground that they will as readily administer calomel as anything else, especially if they have that more convenient. These are mere floating nondescripts who may, by accident, cure, or, perchance, kill, if these remedies do not hit, and nature is not equal to the emergency. They may be clever men, but very indifferent physicians.

We have another class who use sugar of milk very extensively, mixed with decimal doses or fractions of a dose of medicine. These are termed Homeopaths, and their

motto, "*similia similibus curantur*," or, "like cures like," may do for a theory but not much for practical results. They teach that if a large dose of quinine will produce feverish symptoms and roaring in the head, a small dose will cure the same symptoms.

Now, when I can empty a pound of tea in the Savannah river at Augusta and drink from a river of tea at Savannah, I will give in to their theory, but not sooner. Homeopathy has one redeeming feature and that is, it often leaves nature to do the work, and the doctor quietly gives his sugar-pills and takes the credit.

We have still another class, the Hydropaths, or water cures. Now this may do for strong constitutions—for one who is naturally strong but laboring under an acute attack—but to the debilitated, enfeebled invalid, worn down by disease and nervous debility, your water cure will soon place them where medicine is not needed.

People never have learned that there is no specific medicine, no universal remedy for any one disease, but it must be varied to suit the case.

Better, far better, that we never give medicine at all, than to give that which acts contrary to natural laws. We must endeavor to increase the vital powers, build up and strengthen the nervous system, and repair the waste. In this we shall succeed only by understanding our patients, and applying the remedies diffusing the life-giving principle through the system, and giving tone to every organic function.

We can never do this by giving poisonous, depleting medicines, and refusing nutritious diet. As in health, a good, nutritious diet is essential to keep up the strength,

etc., so in disease, we require, in the same proportion, something to keep up the general drain which is going on.

The American Practice is an improvement upon the Botanic, or Reformed Practice. It is eminently American, because founded, built up, and established upon American soil; purely eclectic, accepting the good wherever found. All schools will tell you they are eclectic, hence my preference for the name—American Practice. We, the true followers of this system, discard all mineral poisons—mercury, lead, arsenic, etc. We accept and use all minerals which enter into the composition of the human system. When we find a principle deficient, we endeavor to supply that element. When there is anæmia, we prescribe iron, in some form, until the red blood corpuscles are up to a healthy standard. When nervous vitality is deficient, we give phosphorus, in some form, until we supply the deficiency, and so on through the whole list. We utterly condemn all one-sided theories. Our principles are liberal, and we are willing to meet, half-way, all who stand upon the principle of doing the most possible good to the greatest number. We invite the reader's careful attention to the following pages. Give me an unprejudiced hearing, and I have no fears as to the result of your verdict.

Hoping all my patrons and readers will be benefitted, and that much of disease and suffering may be prevented and relieved by the teaching herein set forth, I cast my offering before a discerning, but often deceived, public, trusting its reception may be such as has been extended to the little works which have gone before.

Respectfully submitted by

THE AUTHOR.

THE AMERICAN PRACTICE

OF

DOMESTIC MEDICINE.

In arranging these pages, I have considered diseases in their alphabetical order, believing it most convenient for the common reader, and preferable to classifying them, as some have done who have written medical works for the people.

We are indebted to Buchanan, Pancoast, Comfort, Howard, King, Hohenbeak, Sites, and others, for hints and suggestions which we have used in the following pages.

Originality is not to be expected, in its fullest sense, in medical works ; so many have traveled over the ground, that we are very sure to go, most of the way, in the old beaten path, making such new hints and suggestions as we are able to offer, for the benefit of those who come after us. The plan of treatment is, in the main, original with us, and so simplified as to be of use to our readers.

ABLUTION.

Every person suffering from any form of disease, should be bathed at least once a day, and, in some febrile or inflammatory diseases, we should have the body sponged three or more times a day. Alkaline washes or baths are good in all cases of fever. Dissolve bi-carbonate of soda in water, and apply warm or cold. In diseases attended with sluggish or inactive liver, we will find good results

from the use of an acidulated bath, nitro-muriatic acid, or even common vinegar in water. In nervous debility, marasmus, anæmia, etc., salt water baths are excellent—cold salt water to the region of the kidneys is splendid in inflammation of these organs. In scrofulous affections, salt and iodine, dissolved in water, act like a charm. In mercurial and syphilitic diseases, iodide of potash, dissolved in water, is best.

There is nothing better to promote elimination, equalize the circulation, and bring the blood to the surface, than a free application of water to the person; it is a good therapeutical agent and adjunct to other treatment, when used with proper judgment, but we must utterly condemn the practice of subjecting every ailment to a water treatment.

ABSCESS.

This may be defined as a collection of pus in any cavity—a result of inflammation. Abscesses are divided into different forms, or names, as, an acute abscess—one which follows violent inflammation; and chronic abscess, the result of chronic or scrofulous inflammation. We, occasionally, meet with sympathetic abscess; for instance, the pus in the groin, and the seat of the trouble at the lumbar portion of the spine.

An abscess begins with all the symptoms of inflammation—febrile excitement, pain of a throbbing nature, purple or scarlet appearance of the surface, swelling firm in the centre, and yielding all round the base.

Suppuration is preceded by rigors, pain and sense of weight, tension, pulsation, becomes soft in centre, with a bright, scarlet appearance, the central parts assuming a pyramidal form, fluctuation under the pressure of the finger, becomes more prominent, but finally bursts, or is opened by art. Once the matter is discharged, the cavity fills up with granulation, and if the vital parts are strong, we have cicatrization, and a complete healing of the surf-

ace—new cutis and cuticle forming. Acute abscess is usually a sequel of some other disease, or may arise from blows, bruises, foreign bodies, etc. Chronic abscess is always a result of impurities, and an indication of a low vitality, and a symptom of a form of inflammation free from pain, slow in its progress, and often attains an enormous size. If an abscess has once formed, we should direct our treatment to evacuate its contents. Heat and moisture, combined, are the elements most successful in promoting this end. Hot poultices of slippery elm or flax seed; a poultice of poke-root, soda crackers, etc., etc.

As soon as fluctuation can be detected, we should open the abscess, and when its contents are discharged, we should then inject a strong solution of carbolic acid—one ounce of chrysal to six ounces of glycerine—inject once or twice a day, dress with same, and keep a piece of lint saturated with it constantly applied. After this application the membrane has no disposition to form pus, and the effects of the atmospheric poison are neutralized by the antiseptic agent. I am not particularly wedded to an injection; just so we bring the acid in contact, we stop the process of suppuration, and destroy the secreting membrane of the cavity. Under a free use of this agent we need have no fears of fistulas, or abscesses producing cancers, etc. We have no better agent than this in the treatment of abscess, in fact, every family should have a vial about the house, it is prepared at our laboratory.

ANCHIOLA.

This is an arrest of the functions of the liver, so that matter from which bile is formed, accumulates in the system producing constipation, a condition common to all diseases of the liver, such as atrophy, inflammation of the bile ducts, cirrhous cancer, fatty degeneration, nutmeg liver, hypertrophy, etc.

Symptoms are a peculiar and varied state of the ner-

vous system, delirium, convulsions, stages of excitement, partial coma, bleeding from the nose and sometimes from stomach and bowels, jaundiced appearance of the skin, etc.

Treatment, active purgative—something that will act with power upon liver and bowels. Our liver pills meet the want here, and should be given freely, but if you have them not, give mandrake, black-root, nitro-muriatic acid, etc. The following acts well:

R. Podophyllin.....	10 grs.
Leptandrin.....	20 grs.
Sanguinaria.....	10 grs.

Make twenty powders, give one every three hours with bi-carbonate of soda dissolved in water. Follow with

Nitric acid.....	1 dr.
Muriatic acid.....	2 dr.
Water.....	1 oz.

Dose, 20 to 35 drops, in water, every three hours, until a decided change in the system is visible. Tone up with the tonic wine-bitters, a nutritious diet, etc.

ACNE.

This is a particular eruption of the skin, making its appearance first on the face, nose, forehead and shoulders; it appears as a mere thickening redness, and from this proceed points, or tubercles. The parts affected are conspicuous by their redness and pustules, and annoy the patient more by the attention it naturally attracts, than the real pain or inconvenience. Sometimes it is caused by a diseased condition of the sebacious follicles, induced by disease or indulgence. It is better known among the common people as "worms in the skin." It is, however, real tubercles of the skin, which burst and throw out little cheese-like particles of matter, and leave a red, tender appearance, which slowly disappears, except a slight depression in the skin.

We have several forms of acne, as acne simplex, or simple acne; acne indurata, or indurated acne; acne rosacea, from its extreme redness, and acne syphilitica, a result of syphilis. Acne simplex, indurata, and rosacea, may properly all come under one head—maggot pimples; and is most common about the age of puberty; appears in the cheeks and forehead; are very protracted, often leave indelible traces. In their primary stages they consist of a number of black points, with slightly elevated borders. There is no doubt as to their origin—concreted sebaceous matter accumulated in the follicular structure or glands, and may be squeezed out of those glands or ducts. Sometimes they inflame and form small tubercles, which suppurate and discharge.

Acne rosacea, rose drop, carbuncle face, usually commences in the side of the nose, and spreads to the cheeks, covering only a part of them—small tubercles, which suppurate slowly, and produce a brilliant, shining redness, and an irregular granulated appearance of the skin, pale on first arising in the morning, but growing intensely red under excitement. The skin gradually thickens, and we often see well defined varicose veins, which suppurate. Late in life we can usually attribute acne rosacea to excessive eating and drinking.

TREATMENT.—We must regulate, first of all, the digestive functions, and, if in the female, the uterine functions must be fully regulated. We must get up an active, healthy condition of the liver, kidneys and skin, and thus prevent the clogging of the sebaceous glands or ducts; to this end we must carefully regulate the diet, avoid all stimulants, impress upon the mind of the patient the great necessity for perfect cleanliness, and, to this end, a regular bathing of the skin with alkaline washes; and, internally, we must give alteratives, such as the alterative syrup, iodide potass., yellow dock, frostwort, etc. We have no end to local remedies. Carbolic acid and glycerine are

excellent, apply as strong as the patient can bear it, and, after a few minutes, wash with soap and water. This will stimulate, and, at the same time, prevent the formation of tubercular deposits. Another good prescription is—

Iodoform.....20 grs.

Lard..... $\frac{1}{2}$ oz.

Mix well, and apply as an ointment to the affected parts ;
apply—

Sub nitrate bismuth..... $\frac{1}{4}$ oz.

Simple cerate.....1 oz.

Prussic acid.....1 dr.

Mix, and rub over the affected part night and morning. When it arises from constitutional syphilis, we must give the remedies found under that head, and, locally, the iodoform ointment, well rubbed in. In all skin diseases we must inculcate exercise, and strict cleanliness of person, so as to keep the sweat glands open.

ACUPRESSURE.

In the treatment of disease, all conservative surgeons endeavor to obtain union by first intention, or primary union, some term it. We have abundant means already, and others are being almost daily added to our stock, and how easy, with a solution of carbolic acid, we can transform a compound fracture to a simple one, and, with acupressure, we can often dispense with ligatures entirely, in a wound after amputation, and thus obtain union by first intention.

One of the simplest methods of applying acupressure is to pass an appropriate needle through the skin and deep parts compressing the vessel, and then close it. For instance, in amputating the arm at the shoulder joint, we would insert the needle two inches from the edge of the flap, on the side next the heart from the bleeding part, and pass it entirely through the skin and subjacent parts directed under the vessel, bring it out beyond, and, if we

have any fears that it will not be sufficient, we can make a figure "8" suture over the needle, and thus bring the inner coats together, blocking the current.

This is the most useful method of applying acupressure, and, as few of my readers will attempt to play surgeon, it is not necessary to enter into further details as to its utility, etc., etc.

ADDISON DISEASE.

A peculiar disease of the supra-renal capsules. The symptoms are a discoloration of the skin and incurable anæmia; the disease, however, often exists without the skin becoming of the dingy, smoky hue met with as a distinguishing mark in most cases.

* TREATMENT—Should be directed to the improvement of the general health. To this end we would prescribe the syrup of hypophosphite soda lime, and iron with tonics.

The following acts well:

R. Tr. hydrastis can.....2 oz.
Fluid ext. hydrangea.....6 oz.

Dose, one teaspoonful half hour after each meal, with the hypophosphites before meals. It is a disease we can scarcely hope to make a permanent cure of, but may retard it, and prolong life by judicious treatment.

ADENITIS.

Inflammation of the lymphatic may supervene from a great variety of causes.

Constitutional disorders, blows, violent kicks, irritation, or absorption of acrid matter from ulcers, venereal or otherwise, from simple punctures, or inoculation from some irritating fluid. Medical students, in the dissecting room, are liable to inflammations of this kind, and should be very careful to note any abrasion or puncture of the skin. When it arises from a puncture, the inflammation begins in the absorbent vessels leading to the glands, which appear as red lines under the skin and feel hard, cordy, and

tender. It may stop at the elbows, but in severe cases the glands under the arms swell and become extremely painful, fever and rigors soon make their appearance.

We have several varieties or forms of adenitis. Simple adenitis—very common from an irritating cause. Tubercular adenitis—often met with in strumous patients. Syphilitic adenitis—the result of the absorption of venereal matter. Malignant adenitis—from cancer, etc. If the lymphatic glands of the mesentery are affected, we have what is termed marasmus.

SYMPTOMS—ACUTE FORM.—Feeling of oppression, dullness, feverish symptoms, rheumatic swelling of one or more glands, which become hot, hard, and tender to the touch; fever increases, as the swelling or tumefaction extends locally, the parts are red, livid. If resolution does not take place, the urgent symptoms give way, and we have chronic suppurating abscess formed in the interior of the gland or tissue

CHRONIC FORM.—In this, we have induration, with enlargement of gland, and sense of heat, skin retains its natural color, areolar tissues unaffected, glands remain movable.

The tubercular form is usually chronic, glands of the neck and angle of the lower jaw more frequently affected than any other. Children of a strumous habit, or of a scrofulous taint, are more liable to the affection. It is very rare in adults. We seldom have any premonitory symptoms. The first indication, generally, is an indolent swelling of the glands. If the disease increases, and there is a tendency to suppuration, the system suffers considerably, the patient becomes restless, irritable, tongue fevered, pulse quick, bowels constipated, appetite variable, urine scant and loaded with sediment. If the general health is bad, the inflamed glands rapidly suppurate, and we have extensive discharges, and large indolent ulcers form.

TREATMENT.—If we have the patient from the beginning, we would give an emetic of tincture of lobelia and capsicum, get up a free action on the bowels with the podophyllin pills and cream tartar, give an occasional vapor bath. After this, we give iodide of potass. or iodide of iron, in the alterative syrup, say one-half ounce to the pint. Where there is a strumous diathesis, sulphite of soda, Phosphoric acid in glycerine, will be good. Give the following prescription :

R. Alterative syrup..... 1 pt.

Iodide iron..... $\frac{1}{2}$ oz.

Mix.

Dose, one teaspoonful in water, half hour before each meal.

Give, also,—

R. Tr. cinchona comp..... 4 oz.

Dilut. phosphoric acid..... 2 oz.

Glycerine 10 oz.

Dose, one teaspoonful half hour after each meal. This, in connection with a nutritious diet, will do more than anything else in the way of medicine. Locally, we may try iodine ointment, or phytolacea ointment.

ALBUMINURIA.

An escape of albumen by the kidneys, usually traceable to anæmia, or poverty of the blood, is a devitalized condition of that fluid, and is best treated by nourishing diet, with something to act as an astringent on the secretions of the kidneys. Among the remedies most appropriate, we rank port wine, gallic acid, tincture of chloride of iron, erigeron, cinchonia hydrastine, or, as a rule, remedies that will impart fibrin to the blood, increase vital force, and produce coagulation, as it were, of the vital fluids. The presence of albumen in the urine, demands attention at once. We must put our patient on the very best animal diet—beef,

milk, eggs, butter, fish, etc.,—something that will furnish the most nutrition for the least amount of labor of the digestive organs.

Our medicinal treatment should be iron, to restore the red principle to the blood; phosphorus, to increase the vital power; small doses of digitalis, or gelseminum, to relieve the kidneys of over abundance of blood; nux vomica, to strengthen the muscular fibre of the heart; cinchonia and hydrastine, to give tone; sponging with warm salt water; flannel next the skin; electricity, etc.

These means, taken in time and judiciously applied, will arrest albuminuria. Hundreds suffer from this without knowing the cause of their trouble, and to this we may attribute the fatal tendency of this disease.

ALLOPECIA.

A term applied to falling of the hair, and is due to quite a number of causes, though generally traceable to debility. We meet with it as a sequel to long continued fevers. It may be congenital; that is, due to weakness of the capillaries. When it occurs in old age, it is due to decay. I have found the following prescription invaluable in falling of the hair:

R. Spirits ammonia..... $1\frac{1}{2}$ oz.
Tincture cantharides..... $1\frac{1}{2}$ oz.
Aqua rosa..... 6 oz.

Mix. Shake well, and rub into the scalp twice a day.
The following is also excellent:

R. Tincture lobelia.....3 oz.
Tincture sanguinaria.....3 oz.
Glycerine.....2 oz.
Cologne.....1 oz.

Use as directed for the first.

My impression is, if the head was washed regularly once a week, much of the disease and weakness of the scalp would be overcome; but in this, nine-tenths of the people

are woefully negligent. There is nothing like good soap and water to keep the scalp clean and healthy.

The constant use of pomades, oils, etc., by heating the scalp, does more harm than most people imagine. If you want to keep the hair of a natural color and growth, wash well at least once a week, and never use oils of any kind.

ANGINA PECTORIS.

This is a disease in which great pain is felt about the chest, with a sensation of oppression and strangulation. It frequently appears in advanced life, and is more common among men than women. It is often associated with hypertrophy or enlargement of the heart, fatty degeneration, dilation of the heart, and diseases of the coronary arteries. There are several forms, and it may appear independent of structural causes. Persons of a rheumatic or gouty diathesis are more subject to it than others. The general symptoms are paroxysms of intense pain and constriction about the heart, in fact, the pain and constriction are such that it is often mistaken for asthma. Those attacked with angina pectoris have a peculiar horror of impending death, and no doubt suffer all the pangs of dissolution.

The attacks seldom last more than a few minutes; it may come on at any time. If the patient is walking he is compelled to stop at once. Upon examination, the pulse will be found slow and intermitting, the breathing short and hurried, countenance pale and dejected, surface of the body cold, or covered with clammy sweat, consciousness unimpaired. When the paroxysm passes off, the patient regains his usual health, but without prompt relief the disease finally proves fatal.

There are two forms of the disease—acute and chronic. The acute form is sudden in its attacks, severe pain in the region of the heart, extending to the shoulder, arm, wrist and fingers.

When angina pectoris arises from hypertrophy of the

heart, there are powerful pulsations of that organ, which can be seen at a distance. When it arises from dilation of the ventricles, there is extra heavy pulsation of the jugular vein, vertigo, and weak pulse.

When connected with disease of the valve of the heart, there will be difficult breathing, feeble, irregular pulse, haggard appearance of the countenance, swelling of the feet and ankles. If the disease is chronic, the paroxysms occur frequently—the most trifling causes may produce it. The pain involves both arms, and ascends to the jaws. It is always aggravated by the slightest movement, and a neuralgic pain is usually present under the breast bone. It is only distinguished from asthma by the acute and peculiar pain in the breast bone and left arm, and by the different surroundings or causes of such disease.

The shortness of breath in asthma is dependent upon spasmodic contraction of the muscular fibres, and their branches. In angina pectoris, the pain resembles neuralgic pain more than anything else.

The true pathology of angina pectoris is, that it is an affection of the nerves that supply the heart, stomach and lungs.

It has its origin in a rheumatic or neuralgic tendency, involving mainly the pneumogastric nerve and branches communicating and connecting with the heart and stomach.

TREATMENT.—If we see the patient during the paroxysm, our best resort is diffusible stimulants, such as brandy, wine, ammonia, tincture capsicum, tincture prickly ash, etc. Place the patient in bed, and give small dose of hydrocyanic acid, tincture gelseminum, or belladonna, five to ten drops every three hours until relieved. Dry-cupping between the shoulders is good, also active friction with stimulating liniment, salt water, etc. The treatment in the interval between attacks should be alternated between tonics and alteratives. The following is good :

Bromide potass.....	2 oz.
Aqua.....	1 pt.

Dose, one teaspoonful in sweetened water before each meal. Give at the same time—

Tincture ferri chloride.....	} $\frac{1}{2}$ oz.
Tincture hydrastis can.....	

Dose, twenty drops in water half hour after meals.

Avoid all alcoholic stimulants, as they only aggravate the disease. The syrup of hypophosphites, as prepared at the Eclectic Dispensary, (and used only in the prescriptions of the author,) is excellent.

Fluid extract of valerian, or a tea of wild cherry bark, is good. The chances of a cure depend upon the cause of the disease. If it arises from organic affection of the heart, we cannot promise more than relief; but if dependent upon disease of the pneumogastric or cardiac nerve, then we can administer remedies with a fair prospect of success.

Bromide potass., nux vomica, and phosphorus are the best remedies. When the disease arises from affections of the nervous system, give the bromide potass. as directed, and tincture nux vomica, ten drops after meals. A good diet is essential to the final success of any treatment.

ANÆMIA.

This is, in plain language, a deficiency of red corpuscles in the blood, or poverty of the blood. The red globules of the blood, in health, approximate to one-seventh part, or say, about 130 parts in 1,000 of blood. In extreme cases of anæmia we have them reduced to 75, 60, 40, 35, etc., to the thousand. The liquor sanguinis is deficient in albumen, but often contains an excess of salts. Although this extreme deficiency of the red principle exists in anæmia, there is never found any abnormal degeneration, or devitalized substance such as we find, for instance, in the blood of cancerous or strumatic patients. No evidence of disease, only deficiency of blood discs not having relapsed into a lower form of life. Microscopic examination of

the blood will enable us to decide in what ratio the deficiency exists.

SYMPTOMS.—The absence of red corpuscles give us a diminished supply of the materials of growth and nutrition. This deficit weakens all the vital powers of the excretory viscera. The human economy needs continual repairs; ordinarily, this is provided for by natural laws; but this power is so much impaired in anæmia that, if not properly stimulated, or aided, the whole machinery must stop, and death, as an inevitable result, must follow.

In anæmia we have a pale, waxy, dry appearance of that great gland, the skin, a bleached appearance of the mucous membrane, feeble pulse, weak, flabby heart, loss of appetite, etc.; the liver is sluggish, inert, and particles of bile, instead of passing through the regular channel, are taken up in the circulation to pass off through the skin, thus staining it, and giving it that peculiar sallow appearance. The kidneys, through debility, imperfectly eliminate the urea, and a serious train of symptoms may ensue. Again, the debility of the kidneys is so great that the albumen passes off through them, still adding to the debility of the patient.

I have studied the sounds of the circulation of the blood, and always find a peculiar bellows sound in the jugular vein, etc. This is exactly in proportion to the diminution of the red corpuscles. This sound is continuous, where they fall below eighty to the one thousand. This thin, watery condition of the blood, has a marked effect upon the heart; also, upon the thyroid gland, which becomes greatly enlarged, and remarkable prominence of the eye-balls, all of which (*the enlarged throat, the weakened heart, the prominent eye balls*) can be traced to the same cause. We often have attacks of fainting, shortness of breath, swelling of the extremities, dropsical effusion in the pleura pericardium, or peritonium, amenorrhœa, occasional fatal sinking, etc. Every symptom is indicative of extreme

debility, for want of the red principle in the blood.

Anæmia is caused from a variety of circumstances—anything that will impoverish the blood; mental derangement, troubles, care, disappointment, anything that arrests the assimilating viscera, hemorrhages, exhaustive discharges; even leucorrhœa, in women, sometimes produces anæmia; starvation, disorders of different kinds, poisons, etc.

DIAGNOSIS.—Anæmia is caused by anything that tends to impoverish the blood. Chlorosis, or green sickness, is often caused from the reflex action, uterine irritation. Now, this being the case, the principle of a cure is something to supply nutrition, and counteract the exhaustion consequent upon these reflex actions.

TREATMENT.—This will consist in introducing, as quickly as possible, the largest amount of nitrogenous food—iron, chlorine, phosphorus, etc.,—into the system, thereby raising the standard of nervous vitality. Fresh, fat beef, eggs, milk, oysters, fish, as a diet; then iron, to supply the anticipated new growth of red discs. A soluble form of iron is the best, and no better preparation can be found than the hypophosphites of iron, soda and lime, as prepared at the Eclectic Dispensary, (for patients only.) Terchloride of carbon, is excellent, and may be given with happy effect—five drops three times a day. The end and aim of all scientific medication, is to build up; therefore, we would give a sufficient amount of phosphorus, in a soluble form, two or three times a day, and no preparation can equal the syrup hypophosphites comp. To keep the bowels in a healthy, active condition, nothing acts better than *nux vomica*, ten drops tincture after each meal. Brandy, raw eggs, etc., are advisable. Abundance of fresh air, warm clothing, moderate exercise, etc., etc.

AMYLOID DEGENERATION.

We find in the human body two substances nearly al-

lied, yet not identical, both, however, possessing the same chemical properties as starch, or a similar substance.

It is well known that many cases are found where the liver, spleen and kidneys have undergone this degeneration. For instance, we often find small bodies analagous to vegetable starch, both in chemical complexion, shape and size—frequently found in the nervous system. The prostrate gland of every male adult presents this appearance. This sometimes accumulates in such quantities as to produce prostatic concretions, and other forms which are sometimes found in the lungs. In some cases this starch-like mixture forms and is deposited between the elements of tissues. In others, the whole component parts become filled with starch-like or amyloid substance. To this condition is often due the thickening of arterial walls, and consequent diminished calibre. This morbid process goes on, involving adjacent tissues, and if not arrested in a short time, the whole functions are altered. Usually we find several organs involved at the same time, and rendered incapable of performing their functions. Patients soon assume a cachetic or broken down appearance, pale skin, loose flesh, strength rapidly gives way, urine becomes albuminous, dropsy supervenes, diarrhœa sets in, when the digestive functions are involved. At this stage of the case medical science offers no cure. Our treatment is only palliative.

Among the obstacles in the way of a successful treatment of this condition, is the difficulty of arriving at a proper diagnosis, especially when the liver, kidneys and spleen are involved; and many patients suffer and fall victims to the degeneration without exciting a suspicion of their condition in the mind of their attending physician. Amyloid degeneration is usually associated with tubercule, disease of bone, scrofula, syphilis, etc. We often find in struma or phthisic amyloid degeneration associated with it, and in these cases we find the progress of the dis-

ease more rapid and less tractable. It is generally associated with an impaired condition of the nervous system, or a want of nerve force and is often present in struma, phthisic and Bright's disease.

TREATMENT—In the early stage of the process of degeneration, if we can detect it, there is nothing acts better than nerve tonics, with something to improve the quality and increase the quantity of blood. Among our best remedies is the syrup of hypophosphite, soda, lime, and iron, with cinchona, to act as a blood tonic. The syrup of hypophosphite, as prepared at the Eclectic Dispensary, is indicated in every case. The formula for preparation, with the dose, and manner of giving the cinchonia in connection, will be found at the end of this volume.

ANASARCA—GENERAL DROPSY.

This is the accumulation of more or less serum in the meshes of the areola tissues throughout the entire body. Dropsy usually depends upon diseases of the heart, liver, or kidneys. When dependent upon diseases of the heart, we have what we term hydrothorax ascite and anasarca combined. In cirrhosis of the liver we first have ascites, and then anasarca, while diseases of the kidneys give rise to general anasarca.

The latter usually begins to manifest itself by a swelling round the ankles, a leading characteristic is tumefaction of the limb and soft part covering the abdomen, thorax, and even the face, with pale, dry appearance of the skin, and pitting when pressed upon. Anasarca depends upon some affection of the kidneys. It may arise from inflammation, fatty, or waxy, degeneration, or an escape of albumen, caused by inherent weakness of the kidneys, or extreme poverty, being so thin that its albumen portion escapes with the urine.

TREATMENT.—The special treatment depends upon the cause. The general treatment should be directed to stimulating the skin, bowels and kidneys, with a view of re-

moving the effusion. I find, in this disease, a vapor bath excellent to begin with, and, if repeated every day, is so much the better. Alkaline and Turkish baths are also good. Where the case is urgent, a sponging of the body three times a day will be advisable. Use a warm alkaline wash, warm fomentations over the kidneys are excellent, or even a warm salt water bath. To excite a free action on the bowels, give the powder mentioned in the formula under the head "Hydragogue Powder." I have found that small doses of elaterine act well, say one-twelfth of a grain three times a day. Digitalis has a happy effect, but I cannot recommend its use to inexperienced persons, and, if given, should be under the advice and personal attention of a physician.

This treatment will soon remove the effusion, or accumulation; and then we must follow with special treatment, to give tone and strength to the system. If we suspect waxy or fatty degeneration of the kidneys, we must prohibit the use of acids, saccharine, or fatty substances. The diet must be of animal food—beef, fish, eggs, oysters—and avoiding all vegetables or fruits. In most cases, the hypophosphites of soda, lime and iron will come in, acting like a charm. Huxam tincture of cinchonia, is excellent in all cases attended with anæmia, and weakness of the whole system.

ANGUOLEUCITIS.

Anguoleucitis, or inflammation of the lymphatic vessels, is the result of injury, or the absorption of some morbid matter, such as dissection wounds, scratches, and abrasions, and coming in contact with lochial discharges, unhealthy sores, cancers, etc.

SYMPTOMS.—These are always well marked. Among the first that attract our attention, are bright red streaks, running upward from the wound, in the course of the absorbents, to the gland in which the vessel merges. These streaks are tender to the touch, and soon attended

with stinging pains, and draw like hard cords. The glands, in connection with affected vessels, become involved, get swollen, and are attended with harsh, acute pains; the whole limb becomes puffy, hot, and extremely sensitive. Constitutional disturbance, chills, rigors, vomiting, constipation, restlessness, mental and bodily prostration. With good treatment, it may terminate in resolution, or suppuration; sometimes in chronic induration.

TREATMENT.—Everything depends upon the prompt action of remedies. In these cases, I have found an emetic of lobelia and cayenne pepper one of the best medicines to begin with. After the action of the emetics, use a bath of strong alkalies—soda, lime, or even weak ley. Follow up with ten grains sulphite of soda, every three hours, alternate with—

Tincture of cinchona comp.....4 oz.

Dilute phosphoric acid..... $\frac{1}{2}$ oz.

Dose, one teaspoonful, in sugar and water, every six hours.

Regulate the bowels with—

R. Podophyllin.....3 grs.

Colocynth.....10 grs.

Bitartrate potash.....2 dr.

Make six powders, and give one morning and night. Keep the wound well bathed with a solution of sulphite of soda, and covered with oil silk. The diet must be light and nutritious—beef-tea, milk, eggs, or brandy and eggs. The drink to allay thirst, may be acidulated with lemon, or lemon sugar. I am inclined to the opinion, that nothing is better calculated to relieve, or antidote, this trouble, than a free use of sulphite of soda, both locally and internally. when the urgent symptoms have disappeared. Establish convalescence on a good, nutritious diet, and the preparation mentioned under the head of alterative biters.

ANTHRAX—CARBUNCLE OR BOIL.

This is a painful, hard, flattened, circumscribed tumor, slightly elevated above the skin, extending through the skin, and even beneath it one inch or more deep. The surface red, of a mahogany tint, then purple or livid, and after the place heals up the skin often remains livid or purple for several weeks. It is essentially an inflammation of the skin and adjacent tissue, with a formation or accumulation of unhealthy lymph, terminating in resolution, or suppuration and ulceration.

SYMPTOMS.—A flattened, circular swelling, dull, throbbing, aching pain, suppuration, sloughing. When the carbuncle is fully formed, the surface is livid or purple, the skin is raised into blisters, and there appear numerous heads or openings, and as the pus or matter escapes, they often look as if punctured with a sharp instrument, and through the opening a stringy like substance or core can be seen. This core is a slough of festering tissues of the inner part of the skin. As it loses its vitality, it is converted into a white or grayish matter. Carbuncles vary in size from one to several inches in diameter.

TREATMENT.—The most prompt and efficient treatment is to make an incision through the diseased structure, even if you cut a little beyond. This will give instant relief from the throbbing and pain. Follow with a soothing poultice of elm, applied constantly, moistening when it becomes dry. Keep the bowels regular with the cathartic pill. Constitutional treatment should be resorted to. The best remedies will be found under the head of "alteratives." Change of diet, cleanliness, etc., is essential to prevent a recurrence of the disease.

ANEURISM.

A tumor produced by the dilation of the coats of an artery. It may embrace the entire circumference of the vessel, and may extend several inches, thus increasing the size of the tumor. We often meet with partial dilation,

but when all the cavities of an artery are dilated and not ruptured, we have true aneurism.

Dilation, with rupture of one or more cavities, is false aneurism. We sometimes meet with rupture of the two inner coats, and the blood, coming in contact with the outer coat, produces a sac or pouch.

The inner coating requires additional covering, and sometimes fibrous coagulation takes place.

The extravasation of blood into the areolar tissue, will form what we term a diffused aneurism.

Varicose aneurism can only happen where a vein runs over the artery. On puncturing an artery at this part, the blood rushes into the vein, which becomes varicose. The diagnostic symptoms of aneurism are an extraordinary throbbing or pulsation in a particular part occupied by a small tumor, which will disappear when compressed, and return immediately when the pressure is removed. These tumors have a tendency to increase in size. We have spontaneous aneurism, and external and internal. A division or description of each of these varieties would not be of particular interest to the general reader. The disease is more common in males than in females. Calcareous or fatty deposits will so weaken the internal coats as to cause a spreading out. The use of alcoholic drinks, and excitement, mental or physical, over-exertion, strains or blows, are among the exciting causes. Aneurism, under certain circumstances, may terminate favorably without treatment, but usually there is an urgent necessity for prompt and active treatment. Among the old school practitioners no remedy is employed but ligation, or cutting down and applying a ligature. Very often this is the only means that proves effectual; but we would always advise a resort to all other remedial agents first, and the knife and the ligature as a last resort.

TREATMENT.—For a disease like this, it is almost useless to lay down a course for the common reader, but we will sug-

gest the most successful common remedy. Pressure may be tried, using a piece of cork, or flattened piece of lead, with bandage over the tumor, keeping this constantly applied for some months. The advantage of this is, that by compressing we bring the arterial coats in contact, and by keeping them thus, we may succeed in producing coagulation of the blood in the tumor.

Everything that tends to build up the general health, highly animalized diet, such as beef, eggs, oysters, fish, milk, sustaining the vital powers by the chinchona comp. mentioned in the latter part of this volume. Iron and mineral acids are very good. Strict quietude of mind and body will aid the natural powers. Carbolic acid, fifteen drops of the diluted acid in water, three times a day, will have the effect to produce a sort of coagulation of the blood. Pressure above the tumor will often have a good effect. If these means fail, you must seek the advice and treatment of a skillful physician. Electricity acts well in some cases, and is well worth a trial.

ANEURISM OF ABDOMINAL AORTA.

Gives rise to pain in the back, across the region of the kidneys, shooting into the groins, and downwards into the thighs and genital organs. Pain aggravated by constipation; pulsating tumor discovered upon close examination; pulsation strong, and bellows-like murmur is heard upon applying the ear to the tumor.

TREATMENT.—In all forms of aneurism, bodily and mental excitement should be avoided.

Cough, pain, indigestion, and other symptoms must be treated on general principles; a good, generous diet, as directed in the preceding article. The treatment in all cases must be directed to producing coagulation and absorption.

ANEURISM OF THE THORACIC AORTA.

This, like all other aneurism, is distinguished by the pul-

sating tumor, disturbed action of the heart, shortness of breath, wheezing, etc., sometimes loss of voice. This is one among the worst forms of aneurism, and the hardest to control. Even an operation is hardly admissable, as the tumor is too near the heart, so that our treatment must be palliative, directed to the circulation and keeping up the digestive functions.

Under a treatment of this kind we may prolong life and keep the patient quite comfortable.

APHASIA.

A loss of the cerebral faculty of speech, and the power of expressing thoughts by writing and gesticulation, as a discordance between the gray and the white matter of the brain and spinal cord.

At the same time we have loss of the memory of words, the memory of acts, and the memory of articulation. Aphasia is often transitory, as we have it, occasionally, during consciousness in fevers; and it may be due to congestion of the brain; or, it may be partly due to softening of the brain, hemorrhage of the cerebrum, apoplexy, etc.

SYMPTOMS.—Sudden deprivation of the power of speech, face holds its expression of intelligence, movement of the lips and larynx healthy, a consciousness of what is wished to be expressed, with no power to express a word. Aphasia patients may have perfect knowledge. In cases of aphasia, that have come under my observation, I have found most of them recover almost as sudden as they were attacked.

TREATMENT.—Cases of loss of speech, not due to hemiplegia (paralysis), or chorea (St. Vitus dance), perfect recovery may be brought about by judicious means. We have in all these cases a jarring, or want of equilibrium, between the gray and white matter of the brain and medula oblongata. The true theory is this: If the pupil

be contracted, it denotes turgescenza and congestion of the brain. In this class of cases nothing succeeds like small doses of belladonna, say fifteen drops of the tincture after each meal, with thirty grains of bromide of potass. dissolved in sweetened water, half an hour before each meal. This will have, sometimes, to be continued for months, before a cure is effected. There is, usually, a defective nutrition of brain and nerve tissues, hence the value of phosphorus—say one-sixtieth of a grain at night. When, however, there is dilation of the pupil, then we give fifteen drops of a saturated tincture of calabar beans; continue the phosphorus. The application of salt-water baths to the spine, and a wet towel to the nape of the neck, will do good. At the same time the use of the syrup hypophosphite of soda, lime, and iron, as prepared at the Eclectic Dispensary, will have a happy effect in giving tone and strength to the system. If there is no organic difficulty, a cure will soon be effected. If due to lead or mercurial poisoning, then we must resort to powerful alteratives—something to antidote and destroy the poison—using baths, etc. In aphasia from apoplexy, the treatment must be directed to removal of the cause. These cases are the most hopeless, yet cures are sometimes effected; and much good may be accomplished, even though we fail to cure.

APHONIA.

Aphonia, or loss of voice, from organic or functional derangement of the vocal cord, varied in extent, from a slight impairment to complete dumbness. We meet with aphonia from absence of the tongue; aphonia, from tumor of the fauces or glottis; aphonia, from disease of the trachea, and from paralysis, or loss of nervous energy. We have two varieties—functional and organic. The functional variety is most frequent in females, and usually sympathetic, or hysterical, in type. Males of an effeminate character, sensitive nature, are also its victims. Uterine irritations, ovarian excitement, leucorrhœa, amenor-

rhœa, or menorrhagia, and a general alliance with other symptoms, indicate its character. Patients speak in a whisper for days, weeks, months, until the cause is removed.

TREATMENT.—When functional, the best remedial agents are emetics—equal parts lobelia and eupatorium, with a little cayenne pepper. Act upon the liver by a small dose of podophyllin and leptandrin, combined. Repeat as often as necessary to keep the liver and bowels acting. Give an occasional dose of phosphorus, prepared as directed in the formula at the end of this volume. I have found a combination of nux vomica, hydrastia and quinine have a good effect, using a generous, nutritious diet. Inhalation of ammonia, sometimes, has an excellent effect. The organic form is usually due to the presence of some poison in the system, as syphilis, scrofula, ulceration of membrane above the vocal cords, etc. Treatment should be adapted to the conditions that exist. For the cure of inflammation, ulceration, etc., locally, a solution of sesqui-carbonate of potass. or permanganate of potass.—five grains to the ounce of water—is excellent. Alteratives should be given, from the first, a selection of which may be made from articles under that head. I am inclined to believe that little good is effected by local application, in a disease that has its origin in impurities of the blood.

APTHÆ.

This consists of roundish, pearl-colored vesicles, confined to the lips, mouth and intestinal canal, terminating in a curd like slough. This is a special disorder of infancy, usually termed thrush.

In adults, apthæ indicates debility, imperfect digestion, mal-nutrition, etc. The disease is too well marked, too easily understood, to demand a long dissertation on the subject. There are several plants that produce sore mouth, when chewed or taken into the mouth. We have, also,

apthæ from syphilitic or scrofulous taint, and it may readily communicate from one person to another in this way. I would, therefore, caution my readers against using the same glass or cup with strangers, as lasting harm may result.

We often have it long-continued, producing vomiting, diarrhœa, and general derangement of the system, ulceration or excoriation, reaching the stomach and intestines. Acidity is one grand cause of sore mouth, also improper diet.

TREATMENT.—If the bowels are deranged, give the neutralizing mixture, half a teaspoonful every two hours. Touch the ulcerated spots with sulphite of soda in solution. Give good, constitutional treatment, to meet the indications of the case. Compound tincture of cinchona is splendid. The neutralizing mixture should be continued all through the case, bathing the whole person well with water in which soda has been dissolved, or use the salt water, or both, as suits your convenience best.

Mercurial apthæ must be treated as other cases of mercurial poisoning, nitric acid, baths, etc., being among the best remedies.

The treatment of sore mouth, or thrush, may be found in my book, "Woman and Her Diseases."

Nurses' sore mouth must be treated upon general principles, and always requires active, constitutional means.

APOPLEXY.

This is a state of coma from pressure within the cranium. It is characterized by sudden loss of sensation, thought, voluntary motion, with great disturbance of respiration and circulation.

SYMPTOMS.—It is always preceded by giddiness, pain, and swimming in the head. On stooping, we have a ringing noise in the ears, with blindness, double vision, etc. We may have an occasional effort of nature to rid the system of too much blood by bleeding at the nose. We often have nausea, numbness in the extremities, and im-

paired mental faculties, partial paralysis of the lower extremities, etc. Be the other symptoms what they may, we have pressure on the brain from too great fullness of the vessels that supply the brain, etc. The prognosis, or prospects of a cure, are always unfavorable, especially in patients beyond thirty-five years of age. The symptoms vary according to the extent of extravasation, and the part of the brain in which it is located. We sometimes have perfect consciousness, but loss of speech and muscular power.

CAUSES.—These may be hereditary or congenital. We have thousands of cases formed for this disease, as it were, through some hereditary defect, sedentary habits, labor that requires constant stooping, high living, sanguine temperament, with protuberant abdomen, large head, short, thick neck, disease of the heart and kidneys, intemperance, etc., with late, full suppers, are among the common causes that lead to apoplexy. Apoplexy may terminate in one of three ways. It may pass off and leave the patient feeling well as usual; it may terminate in impaired mental functions, with some part of the body paralyzed; or it may terminate in death, without premonition. The predisposing cause is previous disease, and brittleness of the arteries. Post-mortem examination of the body seldom discloses more than a trace of the disease, but coagulated, or extravasated blood, is found in the ventricles, etc. There are several varieties of apoplexy, yet it is difficult, in life, to decide to which class or variety any one case belongs, so that post-mortem examination is essential to a proper understanding of any one case.

TREATMENT.—The treatment of apoplexy must be of an active nature. If seen in a paroxysm, we must adopt the most active measures. Among the best means, where there is coma, full, hard pulse, the vessels in the neck gorged, the face flushed or tinged, are the application of ligatures, at once, over the extremities, in both axilla and

groin. Then, if the patient can swallow, give veratrum and belladonna—to bring the pulse to about sixty five—equal parts of tincture belladonna and veratrum, of which give ten drops; repeat in half an hour. Free cupping, over the back of the neck, and both clavicles, is advisable. Apply oil of capsicum and mustard to both limbs. A free use of enemas of flax-seed tea, in which dissolve one-half grain each of podophyllin, jalopin, and eight or ten drops of turpentine.

Should this fail to move the bowels, and the patient can swallow, give large doses of senna and jalap, or ten drops of croton oil, our object being to get up an action on the bowels in the shortest possible time. If the patient cannot swallow, we must apply ice to the head and spine.

Remove all articles of dress that can cause pressure, give plenty of fresh air. If we find the patient in a state of syncope, with a weak, almost imperceptible pulse, cold, clammy skin, a sighing respiration, we should proceed differently—giving a stimulating treatment: belladonna and capsicum—equal parts tincture belladonna and capsicum—with twenty-drop doses, repeated in half an hour; warm, stimulating applications to the extremities, and, if the stomach is overloaded, give a stimulating emetic of lobelia and capsicum. Bleeding must never be resorted to. Shower-baths, perfect hygienic measures, etc., should be adopted, to prevent a return. Let the bed be a straw, or hair, mattress; diet, plain; plenty of acids, wine as a drink, avoiding all fermented liquors.

This, with strict avoidance of all excitement, and exciting causes, will soon overcome the disposition to return.

ARTERIES.

To determine when an artery is wounded, we have only to note the florid color of the blood, the profuseness, and its being thrown out in jets, corresponding with the pulsations of the heart.

Nature employs her most sublime art for the arrest of

arterial hemorrhage. This is done by contracting the inner coats of the arteries, and thus obstructing the flow, causing a disposition to coagulate. Primary and secondary vessels invariably require ligation or acupressure. Arteries of the third and fourth order can be treated with torsion pressure, cold styptics, etc. A ligature, tied tightly and evenly upon a vessel, divides the middle and internal coats, leaving the external, or muscular, coats enclosed in the knot. Acupressure consists in inserting a needle underneath the vessel, and applying a suture, in the form of a figure 8, over the needle, so as to give a sufficient amount of compression. We may seize an artery, twist it, and produce obliteration, or assimilation, of all the coats, converting the tubes into an impervious coat.

Cold and pressure are only temporary expedients, and adapted only to vessels of small size.

Styptics are best for very small vessels. The best styptic is glycerine, four ounces, carbolic acid, one ounce. Mix and apply to the artery. It will stop, in every case, wounds of the fourth and fifth class. I do not believe there is an equal to carbolic acid in wounds, compound fractures, etc., producing, in every case, union by first intention.

ASTHMA.

A nervous disease, whose phenomena depends upon tonic contraction of the circular muscular fibres of the bronchial tubes. These paroxysms are induced by direct or reflex mechanism—that is to say, the tendency to contraction may be central in the medula oblongata, or it may be in the pulmonary or gastric portion of the pneumogastric, or some other portions of the nervous system besides the vegas, and reflected to the nerve centre by motor filaments.

At the root of all cases of asthma, there is some irritation of some central nerve. We sometimes trace its origin to some miasmatic poisoning, or to some skin disease, and

occasionally to organic affections of the chest. Once established, the exciting causes are many and various. Sudden change of temperature, or a heavy atmosphere, as, for instance, in damp, cloudy weather. Occasionally the presence of electricity in the air will produce an attack; also, inhaling dust or other irritating substances.

SYMPTOMS.—An attack of asthma is usually preceded by a sleepy, sluggish feeling, or dull pain in the head, back and limbs, loss of appetite, indigestion, dry hacking cough, depression of spirits.

The attacks are ushered in suddenly, usually coming on in the night, with a sense of suffocation or constriction about the chest, distressing shortness of breath, aggravated by the slightest movement. Inspirations are usually short and strong, while respirations are long, laborious and wheezing, great and rapid movements of the nostrils, countenance bloated and bearing an expression of intense distress, inclination to retain an erect position. There is often an intense struggle for breath, and one who has never seen patients similarly affected, would imagine death was imminent; in fact, I have often thought an asthmatic patient suffers death hundreds of times, or even more than the pangs of death.

Upon examination of the chest by the ear, we will have but slight respiratory murmur, the temperature will fall to 82, and, as before remarked, every symptom would seem to indicate speedy dissolution. We have frequent cough, with expectoration of small, pellet-like mucous. Usually, in the interval between attacks, the patient enjoys moderately good health, and experiences no difficulty in breathing.

There is a peculiar type or conformation more subject to this disease than others. They are usually of spare habit, nervous temperament, rounded shoulders, countenance indicative of much suffering, hoarse voice, some cough. The interval is from twenty-four hours to one year. Like all

nervous affections, it is often periodic, tenacious and obstinate. More common in men than in women, and is often hereditary, running in families from generation to generation.

Asthma is usually uncomplicated when it is idiopathic, but the sympathetic is usually complicated with some other disease of the nervous system, alimentary canal, heart, lungs, or skin.

TREATMENT.—If called to see the patient during an attack, I always prescribe a teaspoonful of the compound tincture of lobelia every ten minutes, until relieved. Give an enema of the same to relax bronchial spasms. If this does not succeed in a very short time, give ten grains bromide potass., and repeat it if there is no relief.

When we relieve the urgent symptoms, give half a teaspoonful of the following every two hours :

R. Tincture Lobelia.....	}	each 1 oz.
Aqua Cinnamon.....	}	mixed.
Bromide Potass.....		$\frac{1}{2}$ oz.

In the interval improve the general health by tonics, perfect hygiene; use cold shower or sponge baths, improve the digestive powers, and use such diet as is easily digested. If you eat supper at all, let it be early in the evening, so that the process of digestion is well under way before you retire at night.

Among our best remedies are lobelia and bromide of potass. combined. They are specially indicated when there is a prickly sensation over the whole system. Pulsatilla and belladonna, equal parts, is excellent. If the disease is connected with uterine derangements, chamomile is good. If it is a sequel to catarrh, I have found a combination of quinine and nux vomica good, in cases dependent upon general debility. In the treatment, with a view of making a permanent cure, we must meet the indications of the case as they occur, removing the exciting causes.

Many attacks of asthma may be prevented by placing pieces of glass under the bed-posts, and keeping it well

from the wall. I have treated hundreds of cases of asthma; can always relieve, but when the patient has passed middle life, it is difficult, indeed, to make a permanent cure, and remove the predisposition to a return of the disease. Much will depend upon the patient's own management, and close observance of the laws of hygiene.

In the young, and up to, say thirty-five and thirty-six, the chances of a cure are always good, unless connected with organic disease of the chest, or some important organ. Alteratives are indicated in most cases, and a selection may be made from any of the leading articles under that head.

ATOMIZED FLUID FOR INHALATION.

A large proportion of medicines may be used in the form of spray, and atomizers are getting so cheap that it will soon pay almost every family to have one. They can be used to great advantage in affections of the mucous membrane of the mouth, throat, nose and face.

They are indicated in tubercular or syphilitic ulceration of the throat, laryngeal phthisis, croup, bronchitis, whooping cough, loss of voice, etc., etc. Twenty grains of bromide of potass., dissolved in water and used in spray, will relieve the most urgent case of whooping cough, and will cure, in a week, used twice a day. One to two applications a day, of ten to twenty minutes, will suffice. The dose or amount of medicine to be used at one time, is usually given in a pamphlet, which accompanies these instruments.

ATROPHY.

A progressive or morbid diminution of the whole, or a part, of the body. It is due to a variety of causes. For the maintenance of health, all parts of the human system must have a certain amount of exercise, which is an indispensable and healthy stimulus. If the brain is not exercised, it becomes inactive and sluggish, its faculties impaired, and eventually its functions give way. Tie up a

limb, and it will, ere long, wither, waste away. In no case can we better illustrate the similarity of effects from dissimilar causes, than in this, that if the brain is overworked, used excessively, beyond a degree that the system can repair, it will become degenerated. Degeneration, or atrophy of the body, is a symptom, or attendant condition, of a number of diseases—marasmus, paralysis, etc., etc. Special, or partial atrophy, is much more common than that which affects the whole body. We have atrophy from over-work, and atrophy from enervation, or want of exercise. The defect in both conditions, is a want of construction, or repair. Rather, over-worked tissue is different from under-worked tissue. In the one, no demand is made for constructing power; but in over-worked tissue, the demand is made, and cannot be supplied.

In the one, the nerve force, which should guide and govern, is let sleep; while in the other, too much used, it becomes exhausted. No new store of muscular fibre is laid in, and the whole degenerates into inelastic fibres, and, finally, degenerates into a pale, fatty tissue, of no vitality.

The power of nerve over muscular force is wonderful. It may be increased by education so it will continue to brace up the system more and more, but when it reaches the height of its capacity, it is incapable of further improvement.

If the exertion is continued beyond a normal standard, the nerve force expends itself in exciting the continuous functions of the muscles.

Destruction exceeds construction. Nerve force is capable of indefinite improvement, but the instrument, or limb the nerve supplies cannot be made stronger than it was originally, and when it is over-strained or over-worked, it degenerates.

The most common form of atrophy is where it occurs in one set of muscles, from special and partial use. Muscles affected with atrophy change their appearance, become

soft, feeble, pale and bleached in appearance. Muscular atrophy and local paralysis often follow malarial affections. Other poisons will produce it, lead, mercury, syphilis, etc. Lead often leads to atrophy. White lead, gradually absorbed into the system, impregnating first the fluids, which are rendered capable of dissolving it by their saturation with carbonic acid.

Lead destroys the red globules carried to the muscles, removes their red color, renders them incapable of contraction, except under extraordinary nervous influence. This paralyzing influence is shown on the involuntary fibres of the intestines, and one reason of this is that the nearest the portal circulation, the path by which the poison enters, being weak muscle, and having constant, unremitting work, make them more susceptible to this influence.

TREATMENT — Atrophy, the result of various circumstances, will have to be treated according to the exciting cause. Inactivity, inflammations, spasms, etc., are among the most common causes.

Treatment must always be based upon the pathology of complete, perfect rest of the affected part, then improve the general health by all possible means. Animal food is the best by way of diet—fresh fish, eggs, beef, etc. Aid digestion with—

R. Fluid ext. Populis trem..... $\frac{1}{2}$ oz.
Hydrastia..... $\frac{1}{2}$ oz.

Add this to one quart good gin, and take a tablespoonful before each meal. I have found, where there was a want of assimilation—a devitalized condition of the nervous system, etc.—the following prescription meets the indications admirably :

Glycerine.....12 oz.
Acid Phos. dil.....4 oz.

Mix, and give a teaspoonful three times a day.

Locally perfect rest, cold douche baths, friction, with

salt-water, electricity, etc. If due to malaria, give treatment recommended for chills and fever. If due to lead, or mercury, nothing acts better than my alterative syrup, mentioned under that head. Electricity is good, as it expands and contracts muscular fibres excessively—the capillary at one moment, and forcing more blood into the vessels the next.

BRIGHT'S DISEASE.

This form of disease of the kidneys, is met with under three heads:

1. Inflammation—acute or chronic.
2. Waxy degeneration.
3. Fatty degeneration.

1. **THE INFLAMMATORY FORM.**—This may be acute or chronic. The first is generally indicated by all those causes which excite inflammation in other internal organs, and is ushered in by signs and febrile symptoms, and accompanied by pain in the lower regions, and the phenomena, or symptoms, peculiar to syphilis, or inflammation of the kidneys.

The chronic form may follow the acute; may come on more slowly and insiduously, as the result of the same cause; or proceed so imperceptibly from causes which have escaped observation, that the occurrence of dropsy, more or less extensive, may be the first symptoms which excite attention. Testing the urine, chemically, it is found to be albuminous; on examination, microscopically, it is found to present various kinds of cast, with epithelial cells, blood corpuscles, different salts, etc. *Post mortem* examination presents congestion, eccrymorsis, discoloration, extravasation of blood, atrophy disease, etc.

2. **WAXY FORM.**—This form of the disease is mostly chronic, and for the most part occurs with, or accompanies, the scrofulous or tubercular diathesis. Dropsy and a peculiarly cachectic, emaciated look constitutes its principal symptom, and the urine, as the disease slowly progresses,

becomes more and more suppressed, death taking place by coma, ureamic intoxication. The sediments are usually small, and present a pale cast of the tubes, with often epithelial cells, usually colorless and transparent. Not unfrequently, at an early stage, we meet with firm cells. Post mortem examination of the kidneys that have undergone waxy degeneration, we find that they are more sensitive to the touch than when healthy—sometimes smaller, sometimes larger, of a color resembling various shades of dirty beeswax, of a light form and tint. The nature of waxy degeneration is evidently some change in the chemical composition of the structure affected.

3. THE FATTY FORM.—This may be a result of inflammation, but frequently occurs independent of inflammation. The progress of the disease is rapid. It is not so frequently associated with scrofula or tubercule, but occurs in individuals more advanced in life, who suffer from heart or throat affections. It is very prevalent among the intemperate, and is frequently associated with fatty degeneration of heart and liver. Dropsy, with persistent albuminaria, are constant symptoms, and the sediment is constantly loaded with cast of the tubes of the kidneys, containing oil, gravels, and gravel cells.

POST-MORTEM.—On examining the urine of individuals who have recovered of this form, we observe the tubes more or less obstructed by fatty globules which have gradually accumulated in the structure of the kidneys. These separate, and even burst, liberating their contents, and, in this way, obstructing the tubes and secretions of the kidneys. The blood-vessels become gradually depressed, until the organ itself looks bloodless. The fibrous textures are occasionally destroyed, and the functions of the kidneys fail almost entirely. These three forms comprise the pathological conditions or characteristics of Bright's disease.

The treatment of this disease, until within a few years,

has been empirical, uncertain, and not one in a thousand ever recovered. Thanks to eclectic or progressive medicine, we have made rapid strides in the treatment of this disease, and while we are not able to cure all, or even a majority of the cases that come under our care, we can relieve and cure a great many.

Overtaxing the system is one of the leading causes of degeneration of the kidneys. You cannot overload the system without a revulsive action. An attempt to rid the body of all extraneous matter, is one cause of Bright's disease. The secreting powers of the kidneys are so taxed that instead of forming a healthy secretion, the kidneys become a heavy drain on the human economy, and death often results from exhaustion or debility.

TREATMENT.—Among the hygienic means of treating the disease, none stand higher than salt water baths. Dissolve salt pretty freely in warm water, and bathe the whole body, especially over the regions of the kidneys. This, in connection with tonics, a nutritious animal diet, such as fat beef-steak, fresh eggs, raw, or but slightly cooked, fresh butter, oysters, fish, etc., are among the most nutritious and healthy articles of diet.

Avoid undue exercise, and pay strict attention to bathing; and, if possible, consult some one who knows the proper treatment of diseases of this class.

BITES OF RABID ANIMALS.

The preliminary treatment of bites from various reptiles and rabid animals, is much the same. Apply a ligature above and below the wounded part, at once. Apply so tight that it will produce absorption. Cut out the wounded part, or apply a cupping glass at once. Wash the wound with tepid water, then apply caustic potash, taking care to touch every part that the teeth came in contact with; then wash the wound with vinegar; after which, dry the wound and sprinkle with sulphate morphia; then poultice with—

R. Saturated solution sulphite of soda..... 5 oz.
 Pulverized elm...(enough to make a poultice.)

Apply, and change every three hours. The poison of rabid animals and venomous reptiles, seems to have a special affinity for the nervous system, consequently we have a long line of nervous derangements, pain in the wounded part, radiating in the course of the nerves, swelling, redness, or livid appearance of the features, rapidity of the pulse, hiccough, vomiting, shortness and difficulty in breathing, profuse sweat, convulsions, etc. These symptoms are best controlled by stimulants that control sensation, a large dose of brandy, ammonia, scutillaria. In fact, thorough intoxication, if no other remedies are at hand. Our best remedies are ten grains of carbonate of ammonia, every hour, with a tea of scullcap. The most common poisonous reptile, in our country, is the snake; and I have cured many bites with lobelia, locally and internally. Administer freely.

BURNS AND BRUISES.

In these accidents, the great point is rest; and to prevent echymosis, stop pain, etc. no better means have been discovered than the following:

R. Tincture arnica.....1 oz.
 Tincture aconite.....1 oz.
 Aqua distil.....2 oz.
 Muriate of ammonia.....3 oz.

Mix. Wet a piece of cloth, and keep constantly applied.

BONE.

Bone is composed of fifty-three parts of the phosphates of lime, ten of carbonate of lime, deposited in a gelatinous net work of cartilage, composing about thirty parts in the hundred, of bone. The remnant of the one hundred parts is made up of magnesia, soda, muriate of soda, oxide of iron, manganese, chloride of calcium.

The quantity of lime contained in the bones of the body varies considerably. The fixed salts are less in proportion as the medulary canal and cavities increase. The inorganic constituents increase with age. The phosphates and carbonates of lime gradually increase from sixty-three to sixty-eight per cent. Bone is extremely liable to take on disease from constitutional cause, as poisons of mercury, syphilis, the degeneration of the blood in scrofula, cancer, etc.

These morbid conditions are mostly developed in an inflammatory form, and the thickening exostosis, caries, necrosis, are but the result, or termination, of inflammation of the bone.

Softening, or brittleness, is due to a lack of the constituent element that goes to make up the solid matter.

BURSAL SWELLINGS.

Bursal, or those small sacks, situated about the joints, especially the larger ones of the lower extremities, are prone, from irritation, to secrete an abnormal quantity of fluid. I have found, as remedial agents, the following treatment splendid :

R. Stramonium ointment.....1 oz.
 Iodide potass..... 3 drs.
 Iodine.....3 grs.

Mix. Spread on leather, and keep constantly applied.
 Or the following :

R. Ointment belladonna.....1 oz.
 Iodide potass.....4 drs.
 Veratrum.... 3 grs.

Mix, and use as above. Then insert a piece of lint, saturated with carbolic acid lotion. Apply the same externally. Remove in forty-eight hours, and keep same lotion applied over the cicatrix. Give iron, cinchona, hydrastin, and wine bitters, as tonics.

BRONCHITIS.

This disease is met with in two forms. The common acute bronchitis is a severe inflammation, confined to the larger sub-division of the bronchi. Capillary bronchitis consists in inflammation restricted to the minute branches. These divisions are of no great importance, as both are inflammation of the mucous membranes of the bronchial tubes. It may be acute or chronic, and may affect one or both lungs throughout, or only the upper tubes. In acute bronchitis we have clearness on percussion, on both sides of the chest. The respiratory murmur is harsh, and, in the early stage, the sound is what we may term a dry rale, and, in later stages, it assumes a moist sound, or rale. In the second form, capillary, we have a contraction or diminution of the calibre of the small tubes. The presence of effusion in the tubes obstructs the passage of air to, and from, the vesicles. This obstruction gives it the form, or peculiarity, of this type.

Bronchial inflammation is always accompanied with more or less congestion, and this gives rise to the peculiar respiration, which is caused from the passage of air through the effused products.

Many of the more urgent symptoms are due to this, as difficulty of breathing, sense of tightness, stricture, oppression, wheezing, respiration, severe coughing, vertigo, pain in the head, expectoration of thick, glary mucous, and, afterwards of purulent secretion, weak pulse, foul tongue, headache, lassitude, anxiety, etc. Inflammation of the larger and medium-sized tubes is attended by less severe symptoms than general, or capillary, bronchitis. The capillary form is more frequent in the young and very old. It is usually recognized by its tendency to produce asphyxia, paroxysm, or difficulty of breathing, congestion, perpetual cough, general restlessness, increasing prostration; and, in fatal cases, somnolence, muttering, delirium, coma, etc.

Frequently one or more tubes choke up with phlegm, producing pulmonary collapse, the result of a portion of the lung being emptied of air. Vesicular emphysema may result from collapse; a loss of function in a less portion of lung is generally compensated for by increase of volume in non-obstructed portions.

In the early stages auscultation will detect two dry sounds — *rhoncus* and *sibilus*, in technical phraseology. Rhoncus is the peculiar sound belonging to affections of the larger bronchi; sibilus denotes affection of smaller air-tubes, and is more dangerous. After the inflamed membrane has poured out fluid, we have the moist sound in place of the dry creptation. No marked alteration of sound of chest can be detected, except peculiar dullness on percussion

Chronic bronchitis often succeeds an acute attack—sometimes creeps on insidiously. It is of a slow, lingering form, generally indicated by cough, shortness of breath, copious expectorations, aggravated by exposure to cold, or other depressing causes, difficulty of breathing, fever, and sweats at night. Bronchitis is frequently associated with laryngitis. It often follows, or accompanies measles, scarlatina, mucous phthisis, mechanical irritation.

TREATMENT.—In acute bronchitis, confine your patient to his room, and to the recumbent position; keep the temperature of the room up to 70; the atmosphere of the room should be kept moist by vapor—acidulated, if possible.

Arterial sedatives are demanded here, and none are better than the following:

R. Tinct. acconti fol.....	} aa $\frac{1}{2}$ oz.
Tinct. veratrum veride.....	
Tinct. gelsemen sup.....	

DOSE.—Fifteen drops every three hours, until the pulse is reduced, and the fever diminished; then give—

Bromide pottas.....	8 grs.
Glycerine.....	$\frac{1}{2}$ oz.

Give three times a day. Use dry cups to the chest, and some stimulating plaster, or poultice, constantly applied. Let the diet be beef tea, arrow root, mucilaginous drinks.

Let special indications be met by proper remedies, inhalation of atomized vapors; give mild cathartic to remove constipation.

Sanguinaria is a most excellent remedy. The acetic tincture of sanguinaria, in ten to fifteen-drop doses, is excellent, and will do more to relieve bronchial inflammation than any other one remedy.

CHRONIC BRONCHITIS.

This is most common in advanced life.

SYMPTOMS.—In mild forms it is attended by a slight cough and shortness of breath, copious expectoration, aggravated always by exposure to cold or damp, bad diet, etc. In cases of worse form the same symptoms are present with an increased severity. It may continue for years, never giving much trouble, but at the same time gradually undermining the system, and preparing the way for other diseases.

The treatment will consist of alteratives and tonics, with the sanguinaria, as directed in acute cases; salt water baths to the chest, nitro muriatic acid dil. before meals, compound tincture cinchona after meals, a good nutritive diet, etc.

BRONCHOCELE.

This is an enlargement of the thyroid gland; it is a true hypertrophy, and may be divided into three forms, according to the tissue involved—vascular, glandular, and a calcareous—a chalky transformation. Vascular goitre consists merely of congested engorgement from suppressed menstruation, amenorrhœa, etc. These glands are properly supplied with blood-vessels, and are liable to take on congestion from very slight cause. Vascular

goitre sometimes terminates in the rupture of a blood vessel of the gland, and the effused blood being absorbed, the tumor disappears, or, in other cases, not being taken up by the absorbents, it forms the basis for a calcarious deposit.

Glandular goitre consists of an abnormal development of the glandular capsules distended by a gelatinous fluid. This gland is soft and yielding to the finger. The chalky transformation or calcarious deposit is of a more hard and unyielding nature.

SYMPTOMS.—We meet with cases where the whole gland is enlarged, others where the centre, or one side only, is involved. Many cases suffer no inconvenience, save the deformity. In others we have severe constitutional symptoms, general debility, diminished red corpuscles in the blood, palpitation, mental depression, dyspepsia, difficult respiration, difficulty of swallowing from presence of the tumor, with irregularity of the uterine functions, scanty menstruation, profuse eucorrhœa.

CAUSES.—The deformity or disease is common in some localities, and has been attributed to some peculiar calcarious or chalky principle in the water—magnesia or limestone for instance.

TREATMENT.—If possible, change of residence should be our first step. Under all circumstances, the disease is usually influenced by proper remedies, and the use of means over these glandular enlargements, is often astonishing. Iodine is the favorite remedy with the old school, and acts well in some cases; but we have found the iodide of ammonia, locally, with a good vegetable alterative, combined with iodide of potash, internally, a most excellent prescription. Locally, bromide potassium and iodide of potassium, equal parts, dissolved in water, and applied to the tumor three times a day. Use phytolaca ointment occasionally, good diet, salt-water baths, etc.

BURNS.

Burns need no description. It is only in the extent, etc., that we have variations. Redness, vespication, or death of the parts, are the condition of burns. The intense pain and shock to the nervous system, are the symptoms we have to combat.

TREATMENT.—In every case of burns, you should carefully exclude the air. The first application should be a stimulant; second, an emulcent; and, lastly, a mild astringent, to heal the ulcer. The following is the very best universal remedy for burns that I have ever tried:

R. Acid carbolic.....2 oz.
Olive oil.....7 oz.

Mix, and saturate a piece of lint, apply over the burn, and cover with oiled silk.

You can, by this, relieve the pain instantly, prevent ulceration and cicatrix; or, in a word, take out the fire, and heal the burn at once. Continue for three to twelve days, according to the severity of burn.

CARDIAC DISEASE.

The heart and its appendages are the subject of quite a number of diseases. Being a muscular organ, it is exceedingly liable to take on all forms of disease common to muscular fibre. The most common is atrophy, where the fibre is replaced or superseded by fat. Simple atrophy occurs in connection with some other disease, as cancer, tuberculous diabetes. The whole heart decreases in size; the area of dullness or percussion is less; the heart diminishes in weight, from nine to four ounces; muscular fibre pale and soft. Degeneration of the heart is invariably the result of atrophy, and occurs in conjunction with fatty disease of the kidneys, liver, cornea, etc.

SYMPTOMS.—Feeble action of the heart, feeble contraction of the brain, slow pulse—45 or 50—general debility, transient attacks of blindness and faintness, great nervous

prostration, general loss of tone, heart sounds weak and feeble, difficulty of breathing; symptoms of angina pectoris may be present; common in males over forty; frequently cause sudden rupture. Fatty growths or deposits are, under certain circumstances, often met with upon the heart, or among its muscular fibres. We find it alone or in conjunction with general obesity, or in association with fatty degeneration. It may give rise to all the symptoms of an enlarged heart, producing impediments to its functions. The pulse is usually quicker, but its force is diminished.

The increase of diseases of the heart among our American people is alarming. It is, no doubt, due to the greater intensity of the mental emotions and passions, for which we, as a nation and people, are noted.

Mental anxiety or depression make great depredation on the function and structure of the heart.

TREATMENT—In simple atrophy of the heart, fatty degeneration and fatty deposits, diet has more effect than medicines. Restriction in diet is seldom effectual in either diminishing or preventing the superabundance of fat. Farinaceous diet, the use of acids, wine or vinegar, has the property of reducing fat or preventing its accumulation.

Our best means are attention to the digestive organs, pure air, regular hours, exercise, and avoidance of over-excitement of any kind. Tepid baths of salt water, nitromuriatic acid in bitters, asparagus, bromide of potassium, with the alterative syrup, are our best remedies.

CARDIAC DILATION.

Hypertrophy of the heart, with dilation known as active dilation, where the expansion predominates over the hypertrophy; simple dilation, where the thickness of the walls are normal; passive dilation, where the walls are thinned—conditions often combined with mal-nutrition of the heart, and fatty degeneration of the muscular fibre. We may often trace it to wasting disease, and frequently it depends on a disturbed circulation affecting the brain. When this

is the case, we have headache, giddiness, irritability, irregular circulation, and, frequently, from this cause, one or the other chambers of the heart becomes thicker, more dilated than natural; or, from the same mechanical cause, the free exit of the blood is prevented.

SYMPTOMS.—We have a small, weak pulse, coldness of the extremities, giddiness, deranged digestion, attacks of fainting, paroxysms of asthmatic appearance, restless nights, palpitation, and this may be followed by anasarca, or ascites.

The symptoms are always present, to a certain extent, and must be carefully noted, and our treatment directed accordingly.

TREATMENT.—The chief indications are, to rectify any abnormal conditions, and improve the general well-being of the patient. Aid digestion with such tonics as hydrangia and cinchona; stimulate the skin with warm medicated baths; remove existing tendency to hypertrophy, with the alterative syrup, combined with equal parts of bromide and iodide of potassium. *Veratrum* and wild cherry promotes muscular forces, and imparts tone and strength to the same; *hydrastis canadensis*, *myrica cer.*, imparts energy to the muscular fibre of the heart; the *cactus grandefloris* is splendid; also, chlorine and *nux vomica*.

CARDIAC FUNCTIONAL DERANGEMENTS.

Functional derangements of the heart often so closely resemble organic affections, as to be mistaken for them. Functional derangements mostly occur in the various phases of hysteria, as uterine or ovarian irritation, aneurism, chlorosis. It is often a symptom of nervous excitement, mental anxiety, fatigue, excesses; sometimes due to a great variety of causes, as dyspepsia, diseases of the liver, lungs, or blood; the metastasis of gout, or rheumatism; to the use of tea, tobacco, alcoholic stimulants, etc.

Defective appetite, general weakness, and indisposition to

exertion, the mind irritable, the sleep prevented by excessive action of the heart, are characteristic of the functional derangements.

The most prominent symptoms are functional derangement or irregularity of the pulse, fluttering, palpitation, difficulty of breathing, mental depression, dyspepsia, flatulency, and eructations; swelling over the region of the heart, pain in the pericardic region, abnormal sound, general disturbed circulation, inability to lie on the affected side, owing to tenderness, occasional attacks of giddiness, fainting fits, headache, etc. Noises in the ears, flushing of the face, violent pulsation in aorta globus, gastric cerebral, and cardiac irritation, produce a long chain of disordered irritation.

TREATMENT.—The treatment of all these cases, or where it is dependent upon weakness, is to increase the strength by the best of nourishment, tonics, baths, proper exercise, and the use of some preparation of iron. In chlorosis, the different preparations of iron, phosphorus, nux vomica, hydrastia. In all cases we must study the case, and apply our remedies to the removal of causes. When the symptoms are allayed, and their cause removed, we have but little more trouble. If the patient is of a rheumatic diathesis, then we will find a liberal use of alkalines advisable, soda, lime, litha, carbonate of soda, etc. If associated with uterine derangement, we must first cure the womb trouble, and then we shall have no symptoms of cardiac or heart derangement.

We should, in nearly every case, resort to alteratives, hip-baths, counter irritants, etc. Internally, phosphorus, ergot, etc.

In all forms of functional derangement of the heart, due attention should be paid to diet. Let it be nourishing and strengthening all the way through, easily digested; acids and sugar are always injurious. Moderate exercise in open air, salt water baths, etc., are good.

CARDIAC HYPERTROPHY.

The area of dullness or percussion over the heart, in health, is four square inches, or the closed fist of the patient.

The weight of the heart in a male adult of average size is nine and a half ounces, in females eight and a half ounces, until after fifty years of age it weighs more, the thickness of its walls and ventricles having increased.

Hypertrophy may exist from a mere thickening of the muscular walls, without any diminution in the size of the channels. Hypertrophy, in any form, prevents the free flow of blood from the organ. We most frequently meet with hypertrophy of left ventricle, with disease of the valvular structure. Hypertrophy of the right ventricle is sometimes met with, due to, or connected with, some chronic or organic affection of the lungs, obstructing the circulation.

SYMPTOMS.—These will depend entirely upon the extent of the hypertrophy. We shall find an increased area of dullness, palpitation, difficult breathing, uneasiness or weakness in chest upon walking fast, headache, vertigo, peculiar sound upon applying the ear to the region of the heart—sound not so distinct as in health—extent of pulsation considerably increased.

TREATMENT.—Keep the circulation equalized, and, to this end, we would recommend veratrum, aconite, and digitalis; of these we would advise equal parts of the tincture, and give ten to fifteen drops in water, three or four times a day. Where we have a debilitated condition of patient, give the syrup hypophosphite, soda, lime, and iron, as prepared at the Eclectic Dispensary, nitro muriatic acid, fifteen drops of the diluted preparation, half an hour after each meal. Remedies designed for permanent effect are, bromide potass., asparagin, cerasine, hydrocyanic acid, iodide potass.; gold, counter irritation, etc.

CARDIAC RUPTURE.

Rupture of the heart may occur instantaneously, independent of any disease; sometimes caused by external violence, laceration of walls of ventricle; most common rupture of valves may result from endocarditis; laceration of muscular walls may occur as a symptom of fatty degeneration. It may occur from rupture of ventricular walls; death usually results immediately. If not, we have great difficulty of breathing, intense prostration, fainting, convulsions. In these cases we need not prescribe, as death is inevitable. Stimulants may revive for a few moments. We often hear the expression of a "broken heart," from grief or trouble. This is one of the impossibilities, unless connected with other disease of heart; and, by the way, much of the emotional nature is credited to the heart, when, really, the heart is not the organ of thought, or emotion, but a muscle that controls the circulation of the blood, etc.

CARDIAC VALVULAR DISEASE.

The frequency, and fatal results, of valvular disease should never be lost sight of. The heart is a single organ, with the one function of propelling the blood through the system. It consists of a number of parts, each dependent upon the other for action. If the ventricle or valves of the left are injured, the right cannot do their work. Unlike most other organs, one part cannot take the place of another; rest is impossible; no repairing process here. We may enjoy tolerable health with one lung impaired, with one kidney not acting, or performing its functions; but no disease of the heart can be compensated for in any way. Inflammatory attacks, rheumatism, gout, insufficient food, mental anxiety, overwork, alcoholic stimulants, tobacco, violent exercise, are among the exciting causes of disease of the valvular structure.

All the internal alterations in the heart result from inflammation. This gives rise to a deposit of lymph, or matter,

beneath the serous membranes; and, in this way, the valves lose their transparency, and become thick, puckered, and adhering to each other. The valves often become covered with exudations, vegetation, or excrescences, become ossified, or the seat of calcareous deposits. The natural result is a contraction or narrowing of the orifice, obstructing the passage of the blood; *valvular obstruction*, or we may have thickening or shortening of the valves to make the orifice more or less potent, and permit regurgitation of blood; *valvular insufficiency*, regurgitation; *valvular obstruction* or *insufficiency* often exist at the same time.

DIAGNOSIS.—Both sounds of the heart are accompanied with bellows-murmur, harsh, rasping, cooing, or whistling. The different sounds are caused by some obstruction to the free flow of the blood.

The true sounds, diastole and systole, are the result of the free flow of blood and healthy action of the heart. The diastole sound is produced by a dilation, or spreading out of the heart and arteries, when the blood enters the cavities; systole, when these organs contract to send forth the blood.

SYMPTOMS.—In valvular disease, we have difficulty of breathing, increased by exertion, palpitation, and irregular action of the heart, with abnormal sound, or murmuring, detected by application of the ear over the heart, attenuation in the pulse, soft and irregular in mitral disease; hard and jerking, but regular, in diseases of the aortæ. Congestion of lungs, bronchitis, pneumonia, hemorrhage from nose, bronchi and stomach, œdema of lower extremities, arms, face, etc., dropsical effusion of feet, legs, stomach, and abdomen; headache, neuralgia, and constant noise in the ears. We usually have broken rest, frightful dreams; enlargement of the liver and spleen may ensue, digestion is impaired, cheeks puffed, lips red, or purple, eyes assume a peculiar, bright appearance. As the disease advances,

patient becomes weak, nervous, suffers from over-exertion, mental emotion, food, exposure, etc. Death, usually, may be attributed, not directly to the disease of the heart, but to some secondary disease.

TREATMENT.—Must be directed to control the inordinate action of the heart, to ward off, or relieve, the other symptoms, as they appear, impart tone and strength to the general system—to the heart especially. When we have dropsical effusions, give—

R. Podophyllin.....30 grs.
Nitrate potass.... 1 drm.
Bitartrate potass..... $\frac{1}{2}$ oz.

Mix, and make ten powders. Give one morning and night. Give, occasionally, a teaspoonful of creamor tartar, in a wineglass of water, with eight or ten drops of tincture of digitalis; alkaline bath, three to six times a week. In addition, we want something to act on the blood—increase the quantity, and improve the quality. We may substitute one-tenth of a grain of elaterine for the podophyllin. If the case does not improve, I have found the following very good:

R. Fluid extract buchu.....2 oz.
Fluid extract uva ursi.....1 oz.
Hydrangea..... $\frac{2}{2}$ oz.
Eupator pur.....2 oz.
Tinct. veratrum viride.....2 dr.
Spirits nitre dil. $\frac{1}{2}$ oz.

Mix. Dose, one teaspoonful every three hours during the day, and to ten o'clock at night. As a tonic, we should give cinchona compound, with phosphorus, as follows:

R. Tinct. cinchona compound.....8 oz.
Aciditum phosphoricum dil.....2 oz.
Syrupus simplex.....6 oz.

Mix. Dose, one teaspoonful before each meal.

This may be alternated with fluid extract of prunis virginicus, or wild cherry; dose, twenty drops after meals. A good nutritious diet is among one of the *best remedies*, and should not be lost sight of.

CARDITIS.

Inflammation of the fleshy part of the heart is often met with. We shall find, in all such cases, acute pain in the region of the heart, which will be increased by exercise or over-exertion; sense of heat in the chest, fulness, palpitation, mental excitement, rapid and difficult respiration, dry, spasmodic cough, pulse small and action increased.

We have, usually, great anxiety, dread of suffocation, absence of the natural murmur or sound of the heart, feverish symptoms, some portions of the body cold while others are burning; countenance expressive of anxious foreboding, patient naturally desponding, irritable, restless, palpitation becomes alarming, often faintness when rising up, etc.

CAUSES.—Among these we may mention grief, joy, mental anxiety, violent muscular exertions, mechanical injuries, rheumatism, gout, etc., etc.

TREATMENT.—Our best remedy is tinct. aconite foliatum, five drops in a tablespoonful of water, until we have free perspiration. We may use stimulating liniments over the region of the heart. Tinct. or fluid extract asclepias will have a good effect here; give, say, fifteen drops three or four times a day.

Pericarditis, of a chronic type, is frequently met with in this country. It is a result, or symptom, of rheumatism, constitutional syphilis, and is, sometimes, due to inherited defects. I have found, in treating this disease, nothing acts so well as alteratives, sedatives, and tonics. Under a judicious course of this kind it soon disappears.

I would advise—

R. Syrup corydallis.....	14 oz.
Iodide of potassia.....	$\frac{3}{4}$ oz.
Aqua.....	2 oz.

Mix.

DOSE.—One teaspoonful before each meal.

Also—

R. Fluid ext. asclepias tub.....	$\frac{1}{2}$ oz.
Fluid extract prunis virginicus.....	$\frac{1}{2}$ oz.
Cimifuga	$\frac{1}{2}$ oz.
Populus trem.....	$\frac{1}{2}$ oz.

DOSE.—Twenty drops after each meal. At night, give—

Tinct. aconite fol.....	6 dr.
Fluid extract gelsemin.....	2 dr.

DOSE.—Fifteen drops in water just before retiring; a good, nutritious diet; freedom of, or from, mental anxiety, etc.

CANCER.

Carcinoma, no matter under what form it makes its appearance, is but the local manifestation of a specific disease of the blood—a disease of deficient or degenerated vitality—where the corpuscles of the blood, from their natural, round appearance, assume almost every shape—a peculiar, cell shape—which is constantly developing and increasing in the blood, just as vitality decreases. We may divide cancer into three separate forms, or varieties, distinct, and differing, from each other, yet more, or less, destructive: Epithelial cancer is a variety in which the cell growth is smallest, ranging from 800 to 1,200 to the square inch. Medulary is the largest cell growth, containing only 400 to 800 to the inch. Scirrhus, or hard, cancer; the fibres are thick and extensive, chronic in its nature, yet the hardest to remove, or control.

In order to make our non-professional readers familiar with the different forms, we shall adopt the division we gave them some years ago:

The fissure cancer, the spider, bone, rose, sleepy, wolf, or lupus, black scaly, and the bleeding cancer.

I propose to take them up under these heads, and describe to the best of my ability.

The Fissure Cancer.

This first makes its appearance in a dry crack, and often looks like a deep cut, made with a knife. The crack, or fissure, grows gradually deeper and dryer, and the surrounding parts harden, until the glands and muscles contiguous would seem to have turned to bone.

LOCATION.—This cancer is found on the lips, ears and nose, and, in females, often met with in the uterus.

SYMPTOMS.—It sometimes bleeds; is, from the first, very painful, and extremely difficult to cure.

This arises, in part, from its nature not being understood, and the disease being tampered with until it is beyond reach. Properly treated, in season, it can be readily cured.

The Spider Cancer.

This form very much resembles a spider in shape. It has numerous prongs or legs, running off in every direction.

It gives great uneasiness, and the nerves become extremely sensitive — a creeping sensation, with stinging pains.

LOCATION.—It is usually met with about the face, on the temples, under the eye, and sometimes appears very large on the female breast, and, occasionally, on other parts of the system, both externally and internally.

SYMPTOMS.—Always known by its numerous little prongs, or limbs, which differ in color—white, pale, red; seldom grows very large, unless cut into, or divided with the knife, When this is done, each prong forms a new cancer, and commences to eat and destroy the parts very fast.

My advice is, never disturb this form of cancer, unless you are sure of succeeding in destroying it entirely; for,

unless every little fibre is destroyed and removed, root and branch, we shall have a return, and a rapid termination of the case.

Rose Cancer.

This takes its name from first appearing like a rose bud, and opening (as it advances) like a full-blown rose.

LOCATION.—It is found on the nose, lips, heart, vagina, ovaria, and womb of women; but, in men, it is usually met with on the nose and lips, commencing in the form of a small sore. May be met with on any part, both externally and internally.

SYMPTOMS.—It grows from the size of an egg to that of a water bucket, (I have removed one myself nearly the latter size,) accompanied with sharp and lacerating pains, with a heavy and usually very offensive discharge, gradually enlarging, until the vital powers grow weaker; then it progresses rapidly, destroying life by the extreme drain, and decreased vital powers.

Bone Cancer.

Known by its hard, bony appearance.

LOCATION.—Usually, on the under lip, jaw, etc. May appear over any bone, or in the form of ulceration of the bone.

SYMPTOMS.—There is induration, or ulcerated centre, with ring, or hard base. It is very painful, and emits a white, and extremely offensive matter; it eats all the flesh where it goes, until it destroys the life of the sufferer. If this form of cancer gets far advanced, we can scarce hope for a cure; but, in its early stage, it is amenable to treatment.

Sleepy Cancer.

Is a tumor, giving comparatively little uneasiness, until it attains a large size, when it starts into a raging fury, and emits a foul, putrid smell, offensive to the inmates of the house, and even the neighbors—often so offensive that

it may be smelt across the street. The invalid leads a miserable life, until death relieves him from further suffering.

Wolf Cancer, or Lupus.

This is, perhaps, the worst of all the different forms of cancer. From its *devouring* quality, I have given it the name wolf, after the ferocious animal bearing that title. Often, when as small as a pea, it begins to consume its victim.

LOCATION.—The Wolf Cancer is found on the nose, tongue, ear, around the eyes, on the larynx, womb, heart, liver, breast; in fact, may appear on any part of the body.

SYMPTOMS.—It commences by eating away the flesh, and everything it encounters is cankered, and is extremely painful; in fact, symptoms and effects of it are, to the patient, a perfect torment—a hell upon earth.

Black Scaly Cancer.

This cancer is known by its dark or black dandruff, or scale, which covers it over as it spreads.

LOCATION.—May appear on any part of the body.

SYMPTOMS.—This cancer itches and stings, and affects the nerves with a sensation like that of a fly crawling over the skin. When long continued, it will break out in a foul black ulcer, or sore. It arises from impurities of the blood.

Bleeding Cancer

Appears often in the form of a tumor.

LOCATION.—Appears to be governed by mechanical causes. Bruises, or inflammation, when the body is diseased, may lead to their appearance in any locality.

SYMPTOMS.—Red, fiery, bleeding, and exceedingly painful and troublesome.

I have given the different varieties in plain language.

My practice, extending through a long series of years, has given me opportunity to examine, treat, and fully investigate every form of cancer, and my decision has been that, no matter to what class they belong, they are due to impurities of the blood—to a want of nutrition, assimilation, and an entire change in the blood, through which the nervous system is impaired, and the disease takes a firm hold upon the system. We may trace glandular swellings, scrofulous and fungus tumors, moles, polypuses, etc., to blows, bruises, and other injuries, but, underlying all this, is an impure state of the blood, upon which all malignant tendencies depend. We may trace cancer to scrofulous taint, venereal poisoning, suppressed menstruation, and other causes, directly, but the investigations of the ablest physicians, of every age, have shown that the life-principle—the blood—is directly, or indirectly, the source of them all, appear how, and when, they may. Once this fact is admitted, the knife becomes a thing of the past in treatment of cancers, and our best physicians will put their heads together to discover a more safe and rapid cure.

I have, to bear me out in my assertion, of impure blood and a low vitality being the source and life of cancer, such names as Lewis, Parry, Young, Adams, Hippocrates, Galen, Crabbins, Boerhave, Cullen, Hamilton, Hill, Parsons, Mosely, Bell, Monroe, and other eminent physicians, of every age, since the first days of medicine. As well cut off a finger to cure rheumatism, when it is in the whole system.

TREATMENT OF CANCER.—Experience in the treatment, and close observation of the progress, of cancer have fully convinced me, as before remarked, that cancer is a blood disease, dependent upon a peculiar cell-growth, or principle in the blood that keeps the disease alive, and nourishes the fibre, and, at the same time, so undermines the general health, that the nervous system is soon so much impaired, that a cure is very difficult. Now, science fully demon-

strates that any effort to destroy cancer with potass., any surgical operation to remove the disease, or by the knife, or other mere local application, will not cure cancer. It may arrest it for a short time, but it will return.

No ordinary alterative will eradicate it from the blood; nothing but a treatment calculated to cut off nutrition and destroy, neutralize this principle in the blood, can be relied upon.

Have we such a remedy, or combination of remedies? I answer, we have—and I propose to give them in as few, plain, practical directions as possible. First—this for the blood:

R. Rumex crisp.....	$\frac{1}{2}$ lb.
Taraxacum.....	$\frac{1}{2}$ lb.
Alnus rub.....	$\frac{1}{2}$ lb.
Chionanthus	$\frac{1}{2}$ lb.
Iris versicola.....	$\frac{1}{2}$ lb.
Podophyllin pel.....	$\frac{1}{2}$ lb.
Dulcamara.....	$\frac{1}{2}$ lb.

To twelve pounds of the finest loaf sugar add, say, half gallon of water; boil until thoroughly dissolved. Let it cool, and add to it the above articles; thoroughly incorporate, then add, say, one-half pint of alcohol, and it is ready for use.

To each pint of this medicine add one-half ounce chlorate of carbon, and give one teaspoonful three or four times a day. At the same time give the following after meals.

R. Tinct. nux vomica... ..	$\frac{1}{2}$ oz.
Tinct. sanguinaria.....	$\frac{1}{2}$ oz.
Cinchona comp	$\frac{1}{2}$ oz.
Dioscorea.....	$\frac{1}{2}$ oz.

Dose, twenty drops, in water, after each meal.

If the pain is severe, give fifteen drops fluid extract phytolacca at bed-time.

Second, the local treatment: After using the constitutional treatment for two weeks, if the cancer is not yet

suppurated, that is, if the skin is not broken, and the cancer discharging, brush the tumor with fluoric acid, taking care not to let it touch any but the region of the tumor. Apply this twice a day for a week, then poultice with elm, or anything most convenient, until the dead part drops out. Should the whole mass not be destroyed at first, continue the application of the acid until it is ready to slough again.

This treatment is intended for cancers not broken, but yet so far advanced as to make absorption impossible.

When the tumor is small, we may, by persevering with the constitutional treatment, and the application of the following plaster, produce absorption of the tumor without breaking the skin :

R. Iodide of potass.....1 oz.
 Muriate of ammonia.....1 oz
 Stramonium ointment.....2 oz.

Pulverize the iodide potass. and the ammonia, and thoroughly incorporate it with the stramonium ointment. Spread on leather, and keep constantly applied to the tumor, renewing twice a day. If, however, the cancer is sloughing, and a putrid, malignant ulcer exists, we would advise the following course of treatment :

R. Permanganate potass.4 grs.
 Water.....8 oz.

Keep constantly applied with lint, until the offensive discharge is corrected, then add one drachm of terchloride of carbon to a pint of water, and apply to the cancer two or three times a day. Dress with some healing salve, and you will be astonished at the progress of the cure.

The author of this work ventures to assert he has *cured*—made more permanent cures—of cancer, than any physician, of his age, in the United States. The only barrier in the way of the above treatment, is the difficulty of obtaining the medicines. The chlorate and terchloride of carbon are not manufactured in this country ; and, having to be imported, makes them both scarce and

costly. I do not sell them, so you cannot imagine I am writing this as an advertisement. After the cancer is out and healed up, we must not relax our efforts, but keep steady on with the blood treatment, until the last vestige of the disease is eradicated.

Even in advanced cases, this treatment will make an entire change in the progress of the case. I have kept patients alive and comfortable for years, even in hopeless cases.

One great trouble or drawback in treating, is that they are usually neglected, left alone, or improperly treated, until they are hopeless, before any rational treatment is adopted. We have so many pretended cancer doctors, so many infallible remedies, etc., that no one can wonder, that between these charlatans, the disease, arsenic, and the knife, cancer assumes a formidable shape sure enough; but I venture to say, under a rational treatment, taken in time, and properly managed, we should have no more fatality attending this disease, than many others now considered of much less importance.

CARIES.

This is one of the results of inflammation of spongy and soft ends of bones—a softening, or disintegration, with suppuration of surrounding soft tissue.

Among the most prominent causes, we find scrofula, syphilis, or mercury, or all combined, and no more terrible trio of elements of human destruction exists than this.

The symptoms of caries are usually obscure, at first—(very apt, by young practitioners, and inexperienced nurses, to be attributed to gout, or rheumatism,) pain deep-seated, redness, swelling of parts over the seat of pain. After this continues some time, we have an abscess burst. The discharge is fœtid, bloody, and, if closely examined, loaded with granules of bone. Upon the introduction of a probe, it will readily reach the bone—in fact, penetrate it—

and produce to the feel a gritty sensation ; we have serious and great constitutional disturbance.

TREATMENT.—Build up the constitution, improve the quality and increase the quantity of blood ; eradicate the condition upon which the disease depends. We need the best of diet, and this is often of as much, or more, importance than medicine ; beef, eggs, milk, oysters, fish, as a diet, with compound syrup of frostwort, with iodide potass., or iodide of iron. Locally, we must have strict cleanliness observed, and occasional injections of permanganate of potass., in solution, eight grains to the pint of clear water. A tea of the bark of the root of bayberry is one of the best local applications we can make. Under this treatment the disease will soon disappear.

CATALEPSY.

This remarkable disease of the brain, or nerve centre, is characterized by a sudden deprivation of sense, of intelligence, and voluntary motion. We find patients retain the same position, during the whole paroxysm, as that they held when first attacked, or in which you place them, during the continuance of the fit. A single attack, or seizure, may last from a few minutes to several hours or days. These attacks are intermittent, without regard to periodicity.

There may be some premonitory symptoms : headache, mutability of temper, yawning, vertigo, palpitation, slight spasms, confusion of mind or sense ; but, usually, the seizure is sudden, and without warning or yreparation ; the eyes are fixed, sometimes open, sometimes shut, pupils dilated. Restoration usually occurs just as suddenly, accompanied with sighing, pain, and confusion of the head, with no recollection of what has occurred. No effort to restore consciousness is effectual. Nervous and hysterical women are more liable to its effects, but men are not exempt from them.

Catalepsy differs from ecstasy, somnambulism, or clair-

voyance. Catalepsy is produced by a diseased condition, while the others are due to, and produced by, voluntary effort; absence of mind is a mild form of catalepsy.

Mesmerism and spiritualism are also species of the same. Our prognosis of catalepsy is, that there is little danger in the largest proportion of cases—it may terminate in apoplexy, insanity, or softening of the brain. It is often connected with some organic affection of the brain, as a tumor.

Predisposing causes may be anything that diminishes vital powers and increases the susceptibility of the nervous system, such as depressing passions, hereditary debility, intense mental labor, scrofulous taint, mercurial or venereal poisoning, hereditary or congenital. Excesses in venery are another predisposing cause, the effects of which are more fully described in my work on nervous vitality. The exciting causes are severe mental emotions, fright, long mental application; and, also, in females, sometimes due to suppression of the menses, and inflammation of the womb and ovaries.

TREATMENT.—All treatment, to be successful, must be directed to removal of predisposing causes, and avoiding the exciting causes. We should give the alterative syrup—full dose—three times a day. Give, also, in connection, tonics, hydrastis, cimicifuga or cinchona, half hour after meals, with fifteen drops of tincture nux vomica at bed-time. I have found hot baths three times a week, with the following, acts well:

Acid phosphoric dilut..... 2 fl.oz.

Syrup simplex..... ..14 fl.oz.

Dose, one teaspoonful before each meal. Give half an hour after meals, tincture calabar bean, twenty drops.

CATARRH.

Nasal catarrh is most prevalent in this climate, but catarrh consists of inflammation of the mucous membrane of some portion of the air passages.

We usually have, in the acute stage, sneezing, and free discharge of water from the nostrils—often of a hot, burning, excoriating nature. We have increased secretion from lachrymal glands, slight headache, stuffed up feeling in the head, chilliness, fever, hoarseness, cough, sore throat, arrested secretion, furred tongue, loss of appetite, accelerated circulation, lassitude.

Different names are applied to it, as it affects different parts. Coryza, when it affects the head mainly; *catarrhal* cephalgia, when it affects the frontal sinus, or front of the head; bronchitis, when its force falls upon the bronchial tubes and trachea. Catarrh, as before remarked, properly speaking, belongs to the mucous lining of the nasal cavity and throat. It is extremely prevalent, and rapidly on the increase, especially in the South. Patients of a strumous, or scrofulous, diathesis, are more liable to the chronic form than any other class. Among this class, I often find nasal catarrh has assumed a low, nervous type, and requires a constitutional treatment before anything can be effected. We often have a discharge from the nostril so acrid as to remove all the skin, as it comes in contact with it; and being of a saline nature, we have intense suffering to follow. This type, after the disease has run for some days, or weeks, may wholly disappear, change to a chronic form, or assume the form of tonsilitis, or bronchial inflammation may supervene. If we have violent catarrhal inflammation, in a cachectic patient, we may have ulceration as a result.

PROGNOSIS.—In its primary condition, catarrh is no more than a specific irritation of the mucous membrane of the nostrils, extending to the other adjoining mucous surface in throat, etc. The peculiar influence that produces acute catarrh, affects the nervous system, and especially those that supply the disordered surface—thus communicating it to the whole system through the blood, secretion and circulation in the parts affected, are both terribly deranged.

The variation and modification of the disease depends upon the part and extent of the surface affected, the constitutional disturbance, and amount of irritation produced.

TREATMENT.—In all acute attacks, an emetic of comp. powder of lobelia will usually be sufficient, especially if followed by a hot bath. Should fever be high, give tinct. aconite leaves, fifteen drops every four hours, until the fever subsides, and, for an ordinary attack, a cup of composition tea will often cure you in a single night. I am somewhat partial to inhalation, or atomizer, in recent cases, and for this we have nothing better than tincture sanguinaria, or a solution permanganate of potassia.

These atomizers, or inhalers, can be bought for five or six dollars, and are really a great thing to have in the house, and nothing acts half so promptly as the steam atomizer, in acute cases. When it becomes chronic, we must resort to our best vegetable alteratives, nerve-tonics, and local applications, to relieve congestion, and dry up the unhealthy secretion.

R. Compound syrup frostwort.....1 pt.
Iodide potass..... $\frac{1}{2}$ oz.

Dose, one teaspoonful before each meal.

After meals—

Fluid ext. alnus rub.....15 drops.

Locally, use permanganate potass. in solution, eight grains to one pint of clear water. Alternate with—

R. Carbolic acid.....2 grs.
Aqua.....4 oz.
Glycerine.....2 oz.
Spirits camphor..... $\frac{1}{2}$ oz.

Throw up the nostril, one-fourth at night, and one-fourth in the morning.

CELLULAR INFLAMMATION.

Deep-seated inflammation of the cellular tissue may arise

from punctures or abrasions received in performing post-mortem examination, examining malignant ulcers, etc. Bites of venomous reptiles will produce same result; also, contact with lochial discharge. It nearly always makes its appearance in the aveola tissues, the absorbents. The skin is the secondary seat, and we have erysipelas redness, with red streaks, and tenderness in the course of the lymphatics.

We have, also, rigors, pain, perspiration becomes offensive, and suppuration, sometimes running into gangrene, delirium, yellow tinge of the skin, shortness of breath, stupor, and final exhaustion.

TREATMENT.—In the treatment of this disease, we would apply a ligature, both above and below the wound. Use suction, with pump, cupping glass, or anything that will answer.

Give, internally, an emetic of lobelia and sanguinaria—say half teaspoonful of the tincture of each. After that has had full effect, follow with quinine and brandy, or brandy and iron. Internally, we would give ten grains of sulphite of soda, every four hours, and apply a strong solution to the wound, and up the affected limb, or part. The author was not long since poisoned in this way, and relieved himself, in a few hours, with the sulphite of soda and carbolic acid, locally.

CEPHALÆMATOMA.

This is a bloody tumor, the result of pressure, appearing immediately after birth. It is always found between the bones of the skull and pericranium.

We have met with them from the size of an egg to that of an orange. It is usually formed on one or both sides of the head, and consists of a soft, circumscribed swelling, fluctuating on pressure.

TREATMENT.—In most cases, we need not interfere, as nature is equal to the emergency of correcting this

trouble, and the tumor disappears by absorption. It may be aided and hastened by the following :

R. Muriate of ammonia.....	1 oz.
Bromide of ammonia.....	$\frac{1}{2}$ oz.
Water.....	$\frac{1}{2}$ pt.

Dissolve, and keep a piece of lint, saturated with this, constantly applied.

CEREBRITIS.

This is a deep-seated pain in the head, aggravated by light, heat, or motion.

We have indescribable oppression, nausea, vomiting, arrest of all the secretions, the skin is dry and harsh, the sense of feeling is impaired, the intellect is confused, convulsions and continued paroxysms, terminating in paralysis and coma. The character of the symptoms are, in a measure, controlled by the part of the brain affected. We have here the usual results, or termination, of inflammation, as effusion of serum, which gives rise to all the symptoms of compression, abscess, etc. In our day, among scientists, no class of disease attracts more attention than those of the nervous system.

Brain diseases, especially, have become so thoroughly understood of late, that we can obtain a diagnosis with certainty, locating inflammation in particular spots or parts. The distinction is not of much importance in treatment.

SIMPLE MENINGITIS.

Inflammation of the arachnoid and pia mater sometimes arises spontaneously, sometimes produced by falls, blows, and as a result of inflammation of the nose, ears, and sometimes from exposure to the heat of the noonday sun, especially in summer. It is often due to poisoning of syphilis, rheumatism, and we meet with it from deposits of tubercles.

SYMPTOMS—Are intense pain in the head, fever, irritability, alternate flushing and palor, rapid pulse, muscular twitching, prostration, coma.

When the membrane over the convexity of the brain is the seat of the inflammation, we have it make its appearance with rigors, or convulsions, with acute pain in the head, pain increased by heat or light, also by jars or sounds.

Early in the disease, we find all the secretions decreased or entirely arrested, indicated by a hot, dry skin, scanty urine, bowels constipated, pulse grows hard, corded and rapid. We have an alternation of palor and flushes, suffused eyes, wild expression, staring, vacant look; violent, noisy delirium sets in early, extreme restlessness, twitching and contracting of the muscles, vomiting. In three to five days the fever diminishes, pulse falls, tongue assumes a brownish coat, dry and cracked, movements diminished—delirium gives way to stupor.

In three or four days more, we have extreme prostration, and if a fatal termination, death soon comes to the patient's relief. If recovery takes place at all, it is extremely slow, but gradual; no hectic fever or diarrhœa.

When the inflammation is confined to the meninges, or base, the diagnosis is plain. We have fever, intense pain in the head and temples, vomiting, constipation, wry neck, quick pulse, clenching of teeth, and drawing backward of the head, loss of appetite, intolerance of light, a desire for quiet. Following this, we have a vacant intellect, settled despondency, pain in head becomes more intense, coma and death result.

Inflammation of the dura mater, we may say, is invariably the result of mechanical violence. Inflammatory affections of the ear and nose, often neglected and regarded as trifling, frequently terminate fatally, by the inflammation extending to the dura mater. Many cases of inflammation of the brain can be detected by chemical examination of the urine; but to do this, requires instruments not possessed by the common reader.

TREATMENT.—In treating inflammation of the brain, we

must give the most powerful arterial sedatives. Among these, I have found nothing better than—

R. Tinct. gelseminum..... $\frac{1}{2}$ oz.

Tinct. aconite fol..... $\frac{1}{2}$ oz.

Dose, fifteen drops every four hours, until the pulse is reduced to sixty-five or seventy. Give an active cathartic.

The following is splendid:

R. Podophyllin.....2 gr.

Leptandrin......4 gr.

Divide into four powders. Give one every three hours, until it acts freely. Apply to the back of the neck oil of turpentine, or a poultice of strong cayenne pepper. Continue the gelseminum and aconite, three times a day, for several days. Give, also, forty drops fluid extract cimicifuga, in one-fourth wine-glass of water, every six hours.

CEREBRAL HEMORRHAGE.

Cerebral hemorrhage is indicated by paralysis on one side of the body, and especially on the side opposite that on which the effusion has taken place. The sense and intellect may not be affected; the patient may fall soon, but this is from the paralysis, and not from sudden loss of consciousness and sensibility, as in apoplexy. There may be sudden loss of power without loss of consciousness. If the bleeding continues, apoplexy may supervene, and death result.

Many cases recover, under proper treatment.

TREATMENT.—Free use of purgatives, cup over the nape of the neck freely. Use counter irritants; rollers, spread with mustard, should be applied from the toes to the knees; give diaphoretics and diuretics, so as to get up free action on skin and kidneys. As soon as the hemorrhage has stopped, put your patient on the compound syrup of frostwort, before meals, with belladonna, after meals—say—

R. Compound syrup frostwort.....1 pt.

Iodide potass. $\frac{3}{4}$ oz.

Dose, one teaspoonful, before each meal.

R. Tinct. belladonna..... $\frac{1}{2}$ oz.

Tinct. iris versicola..... $\frac{1}{2}$ oz.

Dose, twenty drops in one-fourth wineglass of water, after meals.

CHAPPED HANDS.

Chapped hands, abrasions of the skin, etc., caused by using strong, irritating washes, lotions—cold or heat, applied to hands while wet. This may be readily cured by the use of a lotion of sulphate of soda, and at night apply.

R. Glycerine..... 1 oz.

Aqua camphor 2 oz.

CHOLERA INFANTUM.

This disease is common and peculiar to infants, and usually prevalent in summer months, and, especially, at, or during, the most critical period of dentition. It is due to a sour and fermented condition of the contents of the stomach, creating a specific form of diarrhœa, nausea, vomiting, and arrest of the secretions of the liver; and, as a result, we have an impaired condition, and impure blood. We often meet with tubercular formation in the mesentery glands, with rapid and extreme emaciation.

TREATMENT.—Give neutralizing mixture or syrup rhei et potass., one teaspoonful every hour until relieved. Follow with—

R. Hypophosphite soda..... 1 dr.

Hypophosphite lime..... 2 dr.

Hypophosphite iron..... $\frac{1}{2}$ dr.

Hypophosphite potass..... $\frac{1}{2}$ dr.

Simple syrup..... $\frac{1}{2}$ pt.

Dose, one teaspoonful three times a day—shake well. Use daily baths of salt water (tepid). Give animal diet, meat juice, or beef tea, etc.

CHOLERA.

Asiatic or epidemic cholera originates in a peculiar spe-

cific poisoning. This poison may be conveyed to a great distance by the wind, and be absorbed in the form of particles or atoms, which, when inhaled or taken up by the absorbents, are capable of producing specific effects. This is one of the most terrible epidemics visited upon the human race of this day, in the civilized world, and the very fact of its fatality adds to its effects upon many persons.

The poison seems to operate upon the nervous system, brain and spinal cord. This is proved by the prostration, coldness, and livid appearance of the surface; also we have vomiting, purging, and suppression of urine, cramps of the abdominal muscles, cold extremities, and cramping in the limbs, sometimes preceded by diarrhœa, but more frequently comes on without premonition.

The diagnostic marks are well defined, copious secretions, and accumulations in the stomach and bowels of a serous fluid, albuminous in its character, free from acid or alkalies, and having more the appearance of rice water than anything else. This fluid is discharged from the mouth and bowels without effort.

We have from the beginning an arrest of all the natural secretions and excreta, as tears, bile, saliva, fœces, urine, perspiration, etc. The skin becomes cold and void of elasticity, appears wrinkled, and assumes a leaden color, mucous membrane presents similar appearance, tongue and breath cold (70° Fahr.). The muscles are in a state of tonic or constant spasm—especially is this true of the lower extremities.

The specific poison is a minute particle generated from animal matter, during some peculiar condition of the atmosphere, and operates upon constitutions impaired by some depressing influence; hence, those who become despondent at its approach, fall its first victims.

The symptoms of the disease, though it runs its course in a short time, presents three stages;

First—Countenance pale, irritability, languor, sleepiness, confusion of head, stomach deranged, nausea, vomiting, diarrhœal discharge.

These are symptoms or evidence that nature is endeavoring to throw off some morbid poison from the blood, and, if aided at this stage, we should never have the—

Second—In which we have an aggravation of all in the first, constant diarrhœa, discharge light colored, assumes a serous, or white, flakey, and rice water appearance; the pupil is contracted, and we have cramps, spasms, cold body, intermittent pulse.

This stage lasts from two to forty-eight hours. Then we have the—

Third—Attended by suppression of urine, prostration, collapse, and death.

The general symptoms of these three stages, in detail, may be summed up as copious vomiting, excessive and increasing diarrhœa—without pain—a watery discharge, with particles resembling small flakes of skin, or a rice water discharge. We shall find, upon analysis, large proportions of albumen and the component parts of the blood, iron, chloride of soda, important elements, which are being drained out of the system. Cramp becomes more frequent and severe, drawing the muscles into cord-like masses. Pulse soft and quick, 110 to 120. The skin inelastic, cold, dry, smooth, leaden-colored; temperature, 65° to 70° —skin assumes almost a bluish aspect. The expression of the features is ghastly, eye-balls sunken, cold, clammy sweats, eyes glassy and vacant, tongue cold, also the breath; mucus membrane of the mouth assumes a cold, bluish appearance.

Distress in the stomach, unquenchable thirst, burning at the upper part of the abdomen, urine suppressed, as, also, all other secretions; spasms attack the heart, its vessels, and ramifications; also, the respiratory, and whole circulating system.

The nervous system becomes easily excited, and we have husky voice, whispering, and shrinking of the whole body, pinched features, contracted pupils. These symptoms continuing, the breathing becomes less frequent; the rough, hoarse, husky voice, becomes spasmodic, jerking out each word; the pulse becomes thread-like and intermitting; circulation arrested, and lungs become paralyzed. Should the patient survive forty-eight hours, and show signs of improvement, he may recover rapidly—this we will feel assured of if the pulse rise; the stools assume a more healthy form, and respiration and circulation grow better.

Improvement may be only transient, and we have continued suppression of urine, contraction of pupil, and death is preceded by intense spasmodic contraction, vomiting, shortness of breath, coma. In more favorable cases, we have a sort of fever, follows gradually, subsiding in a few days, or the fever may assume a more severe type, giving rise to a low, collapsed condition of the patient, a contracted pupil, a thread-like pulse, and suppression of secretions, and finally ending in death.

The symptoms and pathology of this disease prove conclusively, that the poison operates directly upon the spinal cord. This is fully demonstrated in the dissecting room; for, in every case, the spinal cord will be found highly inflamed and congested, or entirely surrounded and compressed with pus.

TREATMENT.—During the prevalence of cholera in Philadelphia, some years ago, the superiority of the American Practice over that of the old school, was fully demonstrated; in fact, there is not an instance on record where such success attended the treatment of cholera as did our school then. When this epidemic prevails, a high standard of health should be maintained, individually and collectively. All green fruits, and vegetables, hard, or indigestible articles of diet, should be scrupulously avoided. No uncleanness of premises, and the most rigid bathing and washing

of the person ; no intemperance, or fatigue, or over-exertion ; no breathing of vitiated air ; pure water ; the most nutritious and wholesome diet. Upon the slightest appearance of nausea, vomiting, or diarrhœa, give the neutralizing mixture, one tablespoonful with two grains of leptandrin, and ten drops of fluid extract of xanthoxylin, every half hour until relieved. Should the slightest indisposition exist, give the neutralizing mixture, with the leptandrin. Perfect rest, in a recumbent position, is advisable. Apply capsicum and vinegar to the abdomen, proportioned as follows :

R. Powder cayenne pepper.....1 oz.
 Table salt.....2 oz.
 Vinegar1 pt.

Give, as a drink, the infusion of bark of white mulberry, or slippery elm, and bayberry, thus :

R. Bayberry (bark of root)..... 2 oz.
 Slippery elm..... $\frac{1}{2}$ oz.
 Water... 1 pt.

DOSE.—One wineglassful every two hours.

Plain, nutritious diet is of the greatest importance, as, also, perfect rest, in a recumbent position. If we have the disease fairly set in, we should place the patient in the most comfortable part of the building ; have an equable temperature, say 80° Fahr. The diarrhœa and vomiting being but natural efforts to rid the system of the poison.

A good plan will be to give a stimulating emetic :

R. Pul. green lobelia..... 2 oz.
 Pul. bayberry..... 2 oz.
 Pul. capsicum..... $\frac{1}{2}$ oz.

Mix, and steep in a pint of boiling water ; give a wineglassful every five minutes, until the patient vomits freely. Then follow with the neutralizing mixture, leptandrin and bayberry, as directed before. Get up a healthy secretion of the liver ; perfect rest. Apply the pepper-sauce to stomach and abdomen, and apply oil of turpentine on each

side of spine, or backbone, or use the scarificator, on each side over the spine.

Opium, in any form, is to be strictly prohibited, as it tends to increase the congestion of the spinal cord. The following is of great value in the early stage :

R. Bromide of potass.....40 grs.
Water..... 4 oz.

Dissolve, and give a tablespoonful, with sugar and water, twice a day.

Should the pupil continue contracted, and cramp, or spasm be threatening, give the following :

R. Tincture lobelia..... 2 oz.
“ capsicum 2 oz.
“ cypripedium..... 2 oz.
“ belladonna ½ oz.

DOSE.—One teaspoonful, in wineglass of water, every half hour.

Should there be evidence of sinking, give one drop of oil of capsicum, in sweetened water. Keep the counter-irritants applied to the spine. Give well-salted meat juice; relieve the thirst with iced-champagne.

When vomiting is incessant, both medicine and drink may be given, every few minutes. If there is much heat, or burning, we might give the sulphite of soda, with good effect. Maintain the recumbent position.

Keep down the spasm with the remedies indicated; keep up a normal heat with hot sand-bags, hot bricks, etc. Keep the bed away from the wall; put pieces of glass under the bedstead legs, or rollers, and keep the air pure in the apartment, by removing all excreta as fast as possible, and use chloride of lime about the room as a disinfectant.

Convalescence should be established on mineral acids, etc. Acid nitro-muriatic dil., twenty drops in water, three times a day, with compound cinchona after meals. Shower baths and counter-irritants to spine should be continued.

Many of these suggestions will hold good in severe forms of cholera morbus, or dysentery.

The description, etc., of that will be found under appropriate head.

Did we pay more attention to hygienic laws, we should have less of disease, especially of summer bowel derangements.

CHOREA.

Chorea, or St. Vitus dance, is easily diagnosed from the entire want of control of the muscular nerves over the muscles during the waking hours, and thus gives rise to irregular, involuntary motions of the voluntary motors.

It is most common to girls of feeble constitution, or irritable, nervous temperament, and usually appears between the ages of six and sixteen. It is met with in boys, but more rarely.

In the commencement of this disease, we have nervous depression and irritability—the involuntary motion begins by twitching of the muscles of the face; the other muscles follow, until we sometimes have the whole muscular system involved. The face sometimes becomes contorted, the articulation becomes indistinct, and the temper irritable in the extreme; appetite is very irregular, bowels constipated.

In some cases only one side is affected; in others the whole system is affected. Irregular action ceases during sleep, as a rule, though I have had one or two cases that, even during sleep, were moving and trembling.

The disease may last for months and years, if not properly treated; and the longer it runs, the harder it is to control.

Very rarely the respiration is affected, and, occasionally, even the heart is involved.

CAUSE.—It is due to want of harmony between the white and grey matter of the nerve centre, or spinal cord. Among the exciting causes we have anæmia or impoverished condition of the blood, worms, teething, indigestion, or disorders of the stomach.

Eruptions of the skin, disease of the kidneys and bladder, retarded or interrupted menstruation, sudden change of temperature, secret habits, and pregnancy, want of nutritious diet, loss of blood, mental emotions of fear, joy, grief—and children of scrofulous diathesi are prone to this, among other nervous disorders.

TREATMENT.—In treating chorea or St. Vitus dance, if we expect to succeed we must make an entire change in the patient. Change of air, of occupation, of diet, plenty of exercise in the open air. Let the diet be highly nutritious—in a word, build up your patient as rapidly as possible. The exciting cause must be removed at once, if we cannot determine upon what that depends, we must watch our patient closely.

The whole nervous system being in a highly excitable condition, and the least over-excitement will often develop this diseased action. In treating this disease, I have found the following indicated, in most cases:

R. Bromide potass 2 oz.
 Bromide ammon.....1 oz.
 Aqua pura.....2 pts.

Dose, one teaspoonful in a wine-glass of sweetened water, before each meal. We would regulate the various secretions by appropriate remedies:

R. Podophyllin.....2 grs.
 Leptandrin.....4 grs.

Mix with sugar of milk, and divide into four powders. Two every second night.

If we suspect worms, give—

Santonine..... 2 grs.

at night, and follow with the purgative powders, as above. If we cannot find santonine, give a few drops of turpentine, and follow with tonics—say forty drops tincture cinchona, before each meal. Where we have debility or impoverished blood, give the syrup hypophosphites, as prepared

at the Eclectic Dispensary. Directions for same are given in the latter part of this work.

Electricity, properly applied, is good in most cases, but I would not advise it unless applied by a practical operator. Frequent baths of salt water, warm or cold, are advantageous. This treatment, if properly carried out, will relieve in cases of short standing, and is worth trying in any case.

COCCYODYNIA.

This is a pain, soreness, or tenderness, just at the end of the spinal column, (coccyx); the result of falls or blows, violent exercise on horseback, and tedious labors in women, advanced in life. The inflammation sometimes extends to the muscular attachments of the coccyx, or point of the bone.

SYMPTOMS.—In this affection, the slightest movement which stretches the ligaments about the parts, causes severe pain, as sitting, rising, walking, stool, sexual functions; even the menstrual flows aggravate it. It sometimes appears as a sympathetic affection, reflected from ovaries, or uterus.

TREATMENT.—This must be directed to the removal of the cause. Should it be due to rheumatism, the treatment directed under that head; if due to nervous irritation, we shall find the comp. tincture cinchona and phosphoric acid advisable, with ten drops tincture nux vomica, half hour after meals; when it proceeds from uterine irritation, give bromide potassa., as follows:

R. Bromide potassa.....	2 oz.
Iodide potass.....	$\frac{1}{2}$ oz.
Comp. syrup frostwort.....	1 pt.

Dose, one teaspoonful before each meal. Use a lotion of the following, over the affected part, twice a day:

R. Tincture belladonna.....	2 oz.
Tincture iodine	1 oz.
Aconite fol.....	1 oz.
Stramonii.....	$\frac{1}{2}$ oz.

Shake well, and apply with a flannel cloth, using considerable friction. The patient should keep quiet, in bed, for a few days, regulating the bowels with the eclectic pill.

COLD.

When long applied to one part of the body, so as to diminish its temperature below a healthy standard, first acts as a depressant or sedative, and finally produces numbness, or insensibility. Extreme cold first causes redness, the result of relaxation of the blood vessels. This redness is followed by biting and stinging pain. This is caused by pressure of the distended vessels upon the nerves, and is also due, in part, to the action of cold on the nerves. Long-continued exposure, the pain subsides, the skin grows pale, vital action ceases, and the patient is stiff frozen.

Now, in the process, the freezing commences on the surface, and tends inwards. The liquids, and, partly, solids, crystalize, or turn to ice.

TREATMENT.—The principle to keep in view, in treating a case of freezing, is that, as the freezing commences, outward, and tends to the heart, driving the blood before it, so we must commence the thawing process from within, and drive it to the surface; consequently, the application of heat to the surface will make a bad matter worse. Rubbing the frozen part with snow, in an apartment where the temperature is a little above the freezing point, is a good plan, or even in a cold room, is better. Cold, thus applied, acts upon the principle of reflex action, stimulating the nerves, and arousing the circulation. Violent gangrene is often the result of heat injudiciously applied to the frozen part. Damp, or moisture, is a frequent cause of frost-bite. We must regulate the general treatment entirely by the state of the patient. Mild, nourishing diet; avoid overstimulating, and anything to excite feverishness.

CHILBLAINS.

These are sub-acute, inflammatory swellings, due to cold,

and application of heat. In the early stages, we have swelling, slight pain, and redness, and itching; in the second stage, we have blisters, or abrasions of the skin, and, in this stage, if not arrested, we have ulceration and sloughing. Parts, whose circulation is feeble and most exposed, are liable to suffer, and patients of feeble vitality always suffer most from cold.

In treating chilblains before the skin is broken, there is nothing equal to tincture of capsicum (cayenne pepper), applied over the affected part during the day. Tannin, or galls, applied at night, is very good.

If we have ulceration, the treatment directed under that head. The best constitutional treatment is good food, wine of cinchona, glycerine, phosphoric acid, etc.—say one tablespoonful of the following, before each meal:

R. Fluid extract cinchona..... 2 oz.
Port wine..... 2 pt.

Give, half an hour after each meal—

R. Glycerine, pure..... 14 oz.
Acid phosphr. dil. 2 oz.

Dose, one teaspoonful. Keep the affected part protected from extreme heat or cold.

COLIC.

A severe griping pain in the abdomen about the region of the naval, coming in paroxysms. We have numerous varieties of colic, much of which is due to improper food, or something that is indigestible. We have flatulent colic, nervous colic, bilious colic, lead colic, etc., etc.

SYMPTOMS.—In every form of colic we find the pain relieved by pressure—never aggravated by it. We seldom have fever or inflammatory symptoms, but, instead, a coldness of the extremities, in fact, obstruction of the temperature of the whole body; vomiting, constipation, anxious countenance.

These symptoms are so well defined that we can never confound it with peritonitis or gastralgia.

CAUSES.—Excess bilious accumulation, indigestion, unwholesome diet, acids and agents that undergo fermentation in the stomach; dyspepsia, absorption of metallic poisons, sometimes fright, hysteria, great cold, or rheumatism bring about colic.

The severity of each case will depend upon the cause. The indications of cure are to relax spasms, and restore the peristaltic motion.

Warm water is a valuable remedy. Warm salt water fomentation to the abdomen, enemas of warm water. If possible, put your patient in a warm bath at once. Warm water has a soothing effect upon the nervous system, and, at the same time relaxes the abdominal spasm.

The bowels should be acted on as soon as practicable, and this is best accomplished by proper injection, say, sweet oil in castile soap and water. To relax the spasm, give gelsemium one-half grain in water, and repeat in half an hour if not relieved; or, in place of that, give:

R. Tinct. lobelia... ..2 oz.
 Fluid extract diascorea.....2 oz.

Dose, one teaspoonful every five minutes, until the relaxation is perfect; follow with a dose of the eclectic pills mentioned under that head.

A distinguishing mark, when it proceeds from lead poisoning, is the bluish mark around the gums, just where they meet the teeth.

We shall find, in treating lead colic, five grains of iodide of potass. every three hours, will meet the indications of the case better than anything else.

An antidote, so-called, is alum, and is worth a trial in lead poisoning. The same general course of treatment should be observed.

COLLAPSE.

This is that state or condition consequent upon exhaustion, that follows the loss of blood from wounds, or other causes.

The most prominent symptoms are cold, shivering, unconsciousness, feeble pulse, sighing, respiration impeded, and, generally, the patient appears bewildered, moans and mutters incoherently; nausea, vomiting, hiccough, suppression of urine, and, sometimes, convulsions.

These symptoms come from an impaired or disturbed condition of the spinal cord and brain. Reaction means recovery, as a general rule, but everything depends upon the nature of the reaction, and the care we take of the patient. If the reaction is heavy, we may have fever and death ensue; but, if healthy, and not too sudden or great, complete recovery may take place.

TREATMENT.—In treating this disease, we must endeavor to get up a healthy reaction; for instance, if we have cold skin, almost imperceptible pulse, we would give diffusive stimulants, such as brandy, tr. capsicum and tr. xanthoxilin and ammonia; warm bricks to the feet; rest in the recumbent position; gentle stimulants, so as to get up a steady reaction. We would advise warm water—or, rather, bottles of hot water—to the feet and under the arms; gentle friction over the spine, or brush over with oil of capsicum. Give enemas (or injections) of turpentine, ten drops to a half-pint of water.

If there is vomiting, give a teaspoonful of tincture lobelia, and follow with neutralizing mixture. If convulsions, give ten drops of belladonna every two hours.

Convalescence should be carefully watched, and every symptom met as it arises.

CONCUSSION OF THE BRAIN.

Usually caused by falls or blows—some mechanical injury. This condition is more common than is generally supposed.

The shocks and jarring of cars and vehicles, and many other things, cause disturbance, and a sort of concussion of the muscular structure of the brain.

TREATMENT.—Rest. Rest, mentally and physically, and,

if medicine is needed, we would give ten drops tincture of belladonna three or four times a day ; or, in its place, give tincture cannabis indica. These aid the brain to rest, and that is just what we need.

CONCUSSION OF THE SPINAL CORD.

The spinal cord is liable to concussion, and, from its connection and intimate relation with all the other nerves of the body, we are liable to have a long train of evils follow. We may have it latent in the system for years before its symptoms are developed. I once had a case of paralysis, result of a fall three years previous. Slight concussion may be demonstrated by pricking sensation, as of pins and needles, in the hands, feet, and limbs ; stiffness, want of elasticity of step, extreme sensitiveness, etc.

TREATMENT.—Perfect rest, in the recumbent position, This, with small dose of bromide of potassia, say three grains, in sweetened water, before each meal, and ten drops fluid extract ergot after meals. This, with rest and a nutritious, unstimulating diet, will set all right.

CONJUNCTIVITIS.

This is an inflammation of the conjunctiva of the eye, or, in other words, the mucous membrane of the eye. Very common in a mild form, and is, really, the most common form of sore eyes—symptomatic, simple, eruptive, catarrhal, purulent, gonorrhoeal, and that peculiar to newborn infants.

It may become chronic from neglect of even mild cases.

SYMPTOMS.—These are well marked in all forms of the disease. The conjunctiva is injected with red blood, and there is effusion of serum into the aveola between the conjunctiva and sclerótica called chemosis. There is extreme sensitiveness to light, a feeling as of sand, or dust, in the eye, heat and swelling, stiffness of the lids, pain in the globe, and edge of the lids ; the functions of the eye more or less perverted, intolerance of light becomes extreme ;

profuse, scalding tears, disordered vision, profuse secretions of the gland, severe pain on moving the lids, sense of distension and weight, rigidity of the organs, pain in the eye, temple and forehead. In cases long continued, the lids become thick, swollen, and turned outward, attended with entire loss of vision. We have various forms of this disease, as before remarked, but, in treatment, they may all be classed the same, varying your remedies to suit the severity of the symptoms.

Granular conjunctivitis is similar to the above, and is caused by little granules, or bumps, forming on the inside of the eyelid.

TREATMENT.—In simple acute conjunctivitis, all that is required is to apply my eye-lotion—two to five times a day—and for all inflammations of the eye, it is the best remedy known to medical science. Being my own private property, I do not give it here, but it can always be obtained from the Eclectic Dispensary. Next to this, two grains of sulphate of zinc, dissolved in one ounce of camphor water, is best. Where the disease has become chronic, we must resort to regular constitutional treatment. If the inflammation seems high, and the patient is of full habit, give the bromide of potassia as directed—say two ounces to a pint of water—teaspoonful before each meal. After meals, twenty drops comp. tinct. serpentaria, applying the lotion of zinc and camphor. If the pain is severe, add two grains of sulphate of morphia to the solution; or, to make it more plain, observe the following formula:

R. Zinc sul.....2 grs.
 Morphia sul.....2 grs.
 Aqua camphor.....1 oz.

Mix, and apply in the eye five times a day. This is equal to, and less painful, than Thompson's eye-water, which has obtained almost a world-wide reputation. For granulated lids, nothing but a regular constitutional course will suffice.

R. Compound syrup frostwort.....1 pt.
 Iodide potass..... $\frac{3}{4}$ oz.

Dose, one teaspoonful before each meal; at the same time give—

R. Fluid ext. corydalis..... $\frac{1}{2}$ oz.
 Fluid ext. alnus rub. $\frac{1}{2}$ oz.

Dose, twenty drops in water after each meal.

If you cannot readily obtain the above, prepare the alterative syrup as directed under that head, and for the corydalis a tea of white ash bark of root. This will suffice for all ordinary cases of sore eyes, and all that are admissible to treat in domestic practice.

We have many diseased forms and varieties of the eye, but their description does not belong to a work of this kind. I do not think it prudent to tamper with so delicate an organ, and one upon the possession of which so much depends.

CONSTIPATION.

In ordinary good health, the intestinal apparatus completes its revolution once in twenty-four hours. In other words, once in twenty-four hours the process of mastication, digestion, nutrition, absorption, and the carrying forward for an expulsion of the fœcus, should be accomplished. Any deviation from this, is a deviation from a natural or healthy standard, and will eventually result in a constitutional derangement or diseased condition. Constipation is a morbid condition or derangement affecting a part or the whole apparatus. Although it may not appear to give any inconvenience at the time, it will eventually cause trouble.

There is a condition of gastro-intestinal torpor, but no structural disease. The natural peristaltic action of the bowels is deranged either from a deficiency of bile, or healthy secretions from the liver or torpidity of that organ. A deficiency of bile, constitutes a prominent difficulty in constipation. We have deficiency of vitality of the ner-

vous system, and hence we often find it an attendant upon scrofula, anaemia, chlorosis, general nervous debility, etc.

Constipation, like all other derangements of healthy functions, if not relieved, progresses from bad to worse. The retention of effete matter in the bowels is a source of discomfort, to say the least. It impedes the progress of assimilation, the food does not perform its proper functions, so we have growth and nutrition arrested, and consequent lack of nervous energy and muscular power.

TREATMENT.—The treatment of constipation by purgatives, is irrational and unscientific, and the victims of habitual constipation have come to feel there is no cure for them; only temporary relief. Apropos to this subject, I once heard a good joke on an old school doctor. A student of his had noticed the periodical visits of a victim of this trouble, and had watched the old doctor prescribe purgatives time and again until. One day, after the patient had left, he ventured to ask his preceptor why he gave his patient mere purgatives; giving, as his opinion, it would not cure. “Certainly not,” says old pill-bags, “we never expect to cure his sort, but they add a handsome revenue to office practice, and we just keep them along.” Now, unfortunately for these patients, this is of common occurrence. To make a success in our treatment, we must know the cause upon which it depends, and set about removing that. If I want to cure constipation, I care little about purgatives; in fact, don't want them. We must give tone and strength to the nerves and biliary functions, and improve the secreting powers of the intestines. Habit has a wonderful effect on constipation. The habit of relieving the bowels at a particular time every day—say after the morning meal. In many cases, scrupulous attention to this will soon overcome the constipation. The act of eating gives an impulse to the peristaltic action, and consequently an action is much easier obtained at this time.

Moderation in everything, daily bathing, exercise, friction to the whole body, especially the spine. Water, internally, is a valuable agent, drinking water freely, especially just before retiring at night, and first thing of a morning, has a beneficial effect, not only in this, but in other diseases of arrested nutrition, etc. Habitual constipation and want of secretion may be promptly relieved by the following :

R. Leptandrin.....3 grs.
Nux vomica..... $\frac{1}{4}$ gr.

Mix, and give at bedtime, with water. Give six drops nitro-muriatic acid in a wine-glass of water before each meal. If this fails, give—

R. Extract ox galls.....10 grs.
Nux vomica..... $\frac{1}{2}$ gr.

Mix, and give night and morning.

I have found, in some cases, electricity act well. Apply the positive pole to the spine, and bathe the bowels with the negative ; or apply the positive to the tongue, and the negative to the rectum. Wholesome and digestible food, ripe fruit, light bread, daily exercise, avoid too much sleep.

I have found a tonic bitters composed of the following acts well :

R. Hydrastis can., golden seal... ..1 oz.
Helonias dioica, unicorn root.....1 oz.
Sanguinaria, blood root..... $\frac{1}{2}$ oz.

Steep in a quart of good spirits, and take a tablespoonful before each meal.

As we are creatures of habit, many of the ills and shortcomings of life may be traced to that, and we have really very few cases of habitual constipation that cannot be traced to something of this kind ; and, as habit produces the derangement, so will habit, with a little assistance to nature, correct it.

CONVULSIONS.

This is a derangement of the nervous system. In some

cases we can trace them to some cerebral disorder, and in others we have them developed without any apparent connection with any disease.

We may divide convulsions into two classes :

1. Convulsions depending upon some lesion of the brain, or its appendages.

2. Convulsions without primary lesion, or change of structure, originating in sympathetic or reflex irritation. The sudden, spasmodic, involuntary action of the muscles in this condition depends upon some derangement or disease. In the epileptic form of convulsions we have reflex irritation, or some defect, it may be, at a remote part of the brain.

Convulsion affects the whole muscular system, appears in paroxysms, and attended with unconsciousness. In some cases the contractions are partial, of long duration, and the muscles assume a hard, compact feel. This is termed tonic spasm. In other cases we have alternations of relaxation and contraction. These are termed atonic spasms.

CAUSES.—There may be organic disease of the nervous system ; may have its origin in gout, rheumatism, syphilis, vaccination, a want of circulation of blood to the nerve centres, as in anæmia, or scrofula ; but the greatest number of cases are due to reflex action, from the teething or swollen gums of children ; derangements of the stomach and bowels, such as indigestion, and acidity ; intestinal irritation, such as worms, hard, unripe fruit, diseases of the kidneys, ureamea, or predominance of uric acid in the blood, pregnancy, liver derangements, absorption of bile ; morbid state of the blood, as in small-pox, scarlatina, measles, mental emotions, violent whooping-cough, miasmatic poisoning of the system.

SYMPTOMS.—We shall, doubtless, be able to detect a long list of premonitory symptoms. Chief among these, are ill-temper, sudden starting in sleep, restlessness, sudden

screaming during sleep, rapid change of complexion.

During dentition, we will have heat and redness of the gums, fever, vomiting, morbid appearance of the stool, acidity of the stomach, eyes roll upwards, twitching of muscles of the face, breathing hard and laborious, twitching of different parts of the body, clinching of the fingers, and contraction of the feet, livid appearance around the mouth, dark ring around the eyes. All these symptoms, however, may be absent, and the convulsions come on of a sudden, or with just a twitching of one limb.

During the attack, there is a distortion of the features, palor, or lividity, of the face, starting, or protuberance, of the eye-balls, insensibility of the pupils to light, grinding and gnashing of the teeth, protrusion of the tongue, involuntary evacuation, labored breathing.

The attack is usually followed by a tendency to sleep.

Not fatal, unless connected with some severe, or organic, disease of the brain, heart, etc.

Persons subject to convulsions should be carefully watched, and every means adopted to prevent a return of the attacks.

TREATMENT.—Our treatment, during the paroxysm, should be prompt and decisive, loose the dress, especially should everything be loosened around the neck and chest. Place the patient on the back with head well elevated, give plenty of fresh air. If you can get the patient to swallow, give one teaspoonful of tinct. lobelia with ten drops fluid extract gelsemium. Repeat the lobelia alone every five minutes, until the muscular system is completely relaxed. If he cannot swallow, give the lobelia as an injection—enough to produce relaxation—and we may safely keep the patient under its influence for several hours. Cold to the head when the face is livid, and the head hot. Mustard water to the feet, or the following will be found excellent:

R. Aqua pura.....	1 $\frac{1}{2}$ pt.
Muriate of ammonia.....	2 oz.
Nitrate potassia.....	$\frac{1}{2}$ oz.
Aqua camphor.....	10 oz.
Chloride soda.....	$\frac{1}{2}$ oz.

Saturate a cloth and keep the back part of the neck or head constantly wet with the same. Lobelia, cold, or ice to the spine, dry cupping, friction to the extremities, or the cautious administration of chloroform if all other means fail to relax.

If for teething, and the gums are swollen and irritated, scarify the gums and regulate bowels, skin, etc. Give the syrup phosphate soda, lime and iron. Should we suspect worms, give spirits of turpentine or pills of santonine. If due to striking in of measles, scarlet fever, etc. we must give comp. tinct. serpentaria to get up an action on the skin. Warmth, alkaline baths, are advisable. In a word, the general treatment in the interval should be tonic alteratives, or just such as the condition of the patient seems to demand. In every case, our efforts must be directed to the removal of the cause upon which, or from which, the convulsions arise. All remedies that diminish the irritation, and thereby remove the cause of reflex action and irritation, will do good. Bromide of potass. or ammonia will act well in full habits, but are rather debilitating where there is a pale, unhealthy appearance of the skin. In these cases the hypophosphites are excellent. See formula.

COUP DE SOLEIL.

This condition is attributable to two causes.

1. To a direct want of serum in the blood, the watery constituent being drained off by a high degree of dry heat.

The second cause we attribute to the direct depression of the nervous system, interrupting the functions of the eliminating organs, the lungs, liver, kidneys and skin. The blood is imperfectly oxydized, and being drained of

its serum, it has a tendency to coagulate in the coats of the vessels, and even in the brain and heart. The bowels are generally constipated, the liver torpid, and the secretion of the urine is diminished.

This clotty condition of the blood, or the depression on the nervous system, gives rise to faintness, a craving for water, heat, and dryness of the skin. We have regular nervous depression, vertigo, fullness in the head and chest, quick, irregular pulse, feeble and small.

SYMPTOMS.—These are variable. We sometimes have a sudden seizure, paralysis, shortness of breath, preceded by languor, lassitude, etc. Paralysis and insanity is often a sequel of this clotty, or coagulated condition of the blood.

TREATMENT.—In treating this derangement, my remedy is water—water locally, water internally. Keep blankets saturated in tepid water, applied to the whole body. Give water to drink, and water as an injection. The blood is deficient in the watery principle, hence we endeavor to supply the deficiency by the direct application of water. Give an emetic of lobelia, give plenty of tepid water, after the stomach is unloaded. We shall find the administration of such medicines as increase the solubility of the blood, advisable. Give—

R. Leptandrin.....10 grs.
 Sugar milk.....20 grs.

Mix, and give the whole at night.

Then follow with—

R. Bromide of ammonia.....2 oz.
 Aqua.....1 pt.

Dose, one teaspoonful before each meal, and continue the application of water to the body; cupping over the spine will do good. Give no alcohol. If we need a stimulant, carbonate of ammonia is best. Let the clothing be adapted to the temperature of the body—free and easy.

CROUP.

This is a very troublesome disease of children, and one

of such a nature that every mother should know just what to do when her child is attacked with it.

CAUSES.—Exposure to damp; or cold wind is a frequent cause of attacks of croup. After having once attacked a child, it is extremely liable to return, as it leaves a weakened condition of the lining membrane of the larynx and bronchial tubes.

SYMPTOMS.—Croup usually develops itself suddenly; the child wakes and gives utterance to a peculiar, shrill cough, that may be likened to the crowing of a cock. Sometimes there is a dry cough, and hoarseness, for a few days preceding the attack. There is a form of croup where there is a false membrane formed, causing a whispering and huskiness of the voice. There are generally white patches, or eruptions, apparently, in the throat. When this is the case, we have the worst form of croup, and should lose no time in adopting means of relief.

TREATMENT.—As soon as you find your child is attacked with croup, take it into a warm room, have it placed in a tub of warm water, say about blood heat, saturate a towel with cold water, to which you may add tinct. lobelia, if you have it, and apply to the throat, renew every few minutes. Give, at the same time, internally,

R. Tinct. lobelia	$\frac{1}{2}$ oz.
Tinct. aconite fol.....	$\frac{1}{2}$ oz.
Tinct. sanguin. can.....	$\frac{1}{2}$ oz.

Mix, and give ten to fifteen drops with sugar every fifteen minutes until your patient is relieved or vomits. Apply over the chest a spice plaster, with powdered cayenne pepper added.

In membranous croup apply belladonna ointment over the throat, and give one to three drops of comp. tinct. iodine three times a day.

With this treatment I have never failed to relieve a case of croup. Every mother should have these remedies for croup in the house, as so insidious is its attack, that we

sometimes have no time to send for doctors or medicines. These remedies never fail, and cost but little to have them at hand. Most children, properly clothed and cared for, will not have croup at all.

CYANOSIS.

A condition characterized by a blue, purple or purplish spots on the cheek, in fact, it may cover the entire surface of the body. It arises from some deficiency in the structure of the heart, sometimes the septum does not arrive at full growth or development previous to birth, or from prominence of the organs allowing the blood to pass between the septum.

SYMPTOMS—Blue or purplish condition of the skin, coldness of the body, great difficulty of breathing, syncope, violent palpitation, tips of fingers and toes appear like a bulb, nails curved, imperfect development, dropsical effusion.

TREATMENT.—This is mostly palliative. Good, plain food, mild tonics, warm clothing, perfect rest; avoid fatigue, or mental excitement of any kind.

DEAFNESS.

May result from various causes—inflammatory action is among the most frequent causes, otorrhea diseases of the nerve.

Nearly all diseases of the ear may be traced to inflammation, and its results. I would earnestly impress upon my readers the necessity of controlling all inflammatory conditions of the ear at once, not allowing them to pass into any of the terminations or forms of disease of the structure of the ear. From the great delicacy of the membrane of the ear, there is a great proneness to congestion, vascularity, and this is liable to occur from cold, rheumatism, retrocession, or going in of some eruption; sudden exposure to a cold temperature. diving into cold water, irritating substances in the ear.

TREATMENT.—The ear, like the eye, is an organ that should not be tampered with.

In all ordinary cases of inflammation we should give diaphoretic and diffusive stimulants internally, as :

R. Comp. tinct. serpentaria..... $\frac{1}{2}$ oz.

Fluid extract asclepias..... $\frac{1}{2}$ oz.

Dose, twenty drops every two hours. Locally, warm applications, the hot atomized spray from the atomizer applied directly in the ear.

The sap or water out of white oak balls, one drop in each ear, will often remove deafness of long standing ; but, for inflammation of the ear of a chronic nature, accompanied with a discharge, we would advise the comp. syrup of frostwort, with iodide of potass., internally, and locally, syringe the ear with a solution of permanganate of potass., two grains to the ounce of distilled water, and drop in the ear one drop of glycerine.

When due to scrofulous affections of the blood, we must direct our treatment to the removal of the cause, before we need expect to effect a cure. In severe cases, it is always best to have the advice of some well-experienced physician.

DELIRIUM TREMENS.

As is well known, this is caused from the poisonous effects of alcoholic liquors, acting directly on the brain. Just how it acts in this way, we can only infer from the appearance of the brains of persons dissected, who have died from this poisoning. In these, we find induration, a shrinking of the brain in spots, forming an impassable barrier, and cutting off nutrition and the passage of the blood through the brain.

SYMPTOMS.—The symptoms of delirium tremens are too well known to need a minute description here. The skin is usually cool and moist, pupil contracted, white of the eyes assumes a pale appearance, mental derangement, wild

expression of countenance, eyes fixed intently upon some imaginary objects, constant dodging, and endeavors to avoid them; going through all kinds of motions and contortions, and with a rapidity astonishing to behold. We have tremors, flabby, moist tongue, pulse nearly natural. The mind is wandering and delirious; general appearance of debility, sleeplessness, delirium worse towards night, incessant talking, great prostration. All of these conditions depend upon want of circulation in the brain, or, rather, want of nutrition.

CAUSE.—Excessive, and long continued, use of alcohol. This poison has a specific action on the brain first, producing slight inflammation of its substance. This, long continued, brings about induration and anæmia.

TREATMENT.—The undue excitement of the nervous system is rapidly wearing out the vital powers, and would, if long continued, lead to final exhaustion and death; hence, the indications of treatment are very plain. We must subdue excitement of the nervous system, which is rapidly consuming the patient. To this end, I would give gelseminum, and I do not believe it has an equal in the materia medica. Give it thus:

R. Fluid ext. gelseminum.....1 dr.

Aqua4 oz.

Dose, one teaspoonful every three hours till the tremors stop, and the patient is calm.

We must support the system by stimulants and good, nutritious diet. We must purify the system from this alcoholic poison.

A partial arrest of the functions of the brain is always attended with a corresponding arrest of all the secretions of the system, as well as the excretory. The urine is diminished, urea, a terrible poison in itself, is thrown into the blood, the bile accumulates, and we have, in addition to alcoholic, a general poisoning of the system.

To correct this condition, we must give a mild alkaline

bath, warm. Place your patient in bed, give the gelseminum, and occasional doses of stimulants, say, a few drops of tinct. capsicum, or essence of Jamaica ginger, plenty of liquid, nutritious food. There can be no doubt that capsicum is the very best stimulant for deficient circulation in the brain, and we often find our patient sleeps soundly after the first dose. It not only has a stimulating influence on the brain, but on the gastric nerve; and, in fact, is a splendid stimulant, and this, with the gelseminum, is about all that is needed to treat any case of delirium.

We should give fluid nourishment, beef tea, and keep the patient quiet and room dark—all sources of mental irritation to be removed, shower baths, cold effusions.

We shall find ten drops tincture nux vomica very good to establish convalescence, or cimicifuga is good when there is nervous excitement, with threatened spasms.

If we would prevent and cut short an attack of delirium tremens, I would advise lobelia. Give it at any stage of the case, teaspoonful dose of the tincture.

Establish convalescence on bitter tonics, and prohibit the use of alcoholic stimulants.

I have, for years, abandoned the use of spirits in medicine, only to a limited extent, and am convinced it is the true principle.

DENTITION.

This subject properly belongs to diseases of children, and is duly considered in my work on that subject; but I will give a more extended description here, as the subject properly takes in several troublesome and painful diseases. With healthy children, there is very little difficulty or distress in teething. The parts which stand in the way of outward progress of the teeth, give way so rapidly that the teeth come through with scarcely any constitutional disturbance.

The only disturbance noticed, is slight pain and tightness of the gums, increased flow of saliva, a slight diar-

rhœa, and increased sensitiveness of the nervous system.

With weakly or strumous infants, there is liable to be a great deal of trouble, and the period of dentition is looked forward to as the most critical stage of infancy.

Dentition, as a general rule, commences six months after birth, and ends at ten and a half years, though what are called the wisdom teeth, or last that appear, never come before twenty-one. The first, or deciduous, are twenty in number—ten upon the upper, and ten upon the lower jaw. They are apt to appear in the following order:

1. Two lower incisors, or front teeth.
2. Two upper incisors—all of them usually appearing by the eighth month.
3. The lower molars, or jaw teeth.
4. The first upper molars, or jaw teeth. These generally appear from the twelfth to the eighteenth month.
5. The lower canine, or stomach teeth.
6. Upper canine, or eye-teeth. These usually appear from the fifteenth to the eighteenth month, and from two years to two and a half years, the four last molars, or jaw teeth. I have simply laid this down as a rule, to which there are many exceptions, as some children are very irregular in teething.

The pressure of the teeth upon the nerves may cause many and varied symptoms, such as fever, diarrhœa, spasmodic twitching, restless, feverish symptoms, and sometimes a cough.

The diarrhœa is but an effort of nature to relieve the system, and if not severe, should not be checked, as a sudden stoppage of the bowels is more to be dreaded than the looseness. Sometimes, however, the diarrhœa is such as to demand attention. Then nothing acts so well or prompt as the comp. syrup rhei et potassa., one teaspoonful every hour until relieved. This is, in plain language, compound syrup of rhubarb and potassa., or the neutralizing mixture.

Occasionally we have constipation of the bowels, then a tea of butternut bark, or rather, ten drops of the fluid

extract will have a happy effect. Constipation always aggravates the symptoms, and we should avoid extremes either way.

GENERAL TREATMENT.—If there is much fever, give ten drops tinct. green root gelseminum three times a day. If the gums are hot and swelled, give the child cold water, and bathe the gums with the same every two hours.

I never have to resort to cutting of the gums. It is unnatural, and, if properly treated, uncalled for. Give the child a rubber ring, or something to press the gums upon. Do not doctor it too much, and nature will be sufficient to accomplish the process of dentition, which science and art have never been able to do. Frequent bathing with cold water will do good, and should never be omitted. From sympathy the glands under the jaw sometimes swell, but soon disappear when the cause is removed.

The diet is all important. If the mother's milk agrees with it, that is sufficient; if not, milk from a healthy cow or goat will be best; boil for a few moments before giving to the child. When the bowels continue troublesome, give from a half to a teaspoonful of syrup anise after each operation. This will change the nature of the discharge, in a short time quiet the little sufferer, and give the nurse and mother rest, without the risk and danger attending the administration of Godfrey's cordial, Winslow's syrup, etc. Where the child is debilitated, feeble and weak generally, there is nothing better than the hypophosphites of soda, lime and iron—a syrup prepared as directed in another part of this work.

TOOTHACHE.

Toothache from caries of the teeth or decay of the substance or structure of the teeth, appears to be but imperfectly understood. In many families we find a hereditary tendency to caries of the teeth. Inflammatory diseases of infancy and childhood, operating upon the teeth, are more disastrous to the young and tender texture than any

other cause except mercury. The almost universal use of this deadly mineral at the present day is more destructive to the teeth than all other causes combined.

Physicians prescribe it, people prescribe and take blue-pills on their own hook, and no wonder that we have decayed teeth, salivating to such an extent that the gums rot and drop off next the organic structure of the teeth.

TREATMENT.—Plugging may sometimes save the teeth for years, but there are many cases where the destructive tendency is so great that filling rather seems to aggravate or hasten the decay.

LOCAL REMEDIES.—If taken in the very first beginning, creosote may have a tendency to arrest the decay of the teeth, and will relieve toothache from that cause.

To kill out the nerve of a tooth there is nothing better than a solution of chloride of zinc. Apply on cotton.

Toothache from Necrosis of the Fangs.

The tooth may appear perfectly sound externally, and yet the fangs be necrosised or decayed. Abscess forms at the bottom of the process, or end of the fangs become enlarged from a bony deposit.

For necrosis there is only one sure remedy—*extraction*. Painting an exposed fang with carbolic acid will greatly relieve it.

Toothache from Neuralgia.

This is invariably due to one of three causes, (except when it originates from cold): poison of rheumatism, or poison of mercury, or syphilitic poisoning.

SYMPTOMS.—Intense pain in the teeth, face and ears. More severe in the evening after lying down. Sometimes the gums are hot and swollen, feel as if ulcerated, redness and swelling of cheek, and dryness of mouth, tooth feels longer than the others.

When it comes from rheumatic poisoning, it is best treated by alkaline baths and quinine.

When due to mercurial poison, give the alterative syrup as directed.

Gum Boils.

Caused from decayed fangs getting up an irritation, etc. They may occur around sound teeth, but very seldom. The tooth is raised from its socket, becomes loose, and feels too long. They are often very painful.

There are only two means of cure: Puncture the gums, and let them bleed freely; or, have the tooth extracted.

DIABETIS.

This is an affection of the system, dependent on, or arising from, a disordered state of the digestion, with a defect in assimilation or proper taking up of what is taken into the system.

It is characterized by a secretion of a large quantity of urine, containing glucose or grape sugar. In this condition starch is converted into sugar, and that is taken up and conveyed into the blood and urine.

CAUSE —The primary cause of diabetes is a morbid condition of the digestive organs, and organs of assimilation, which favors the formation of sugar from the starchy, or farinaceous substances introduced into the alimentary canal, and its absorption into the blood and urine.

The functions of the stomach are liable to be disturbed by various natural causes, and many accidental, or artificial, circumstances, that operate upon the human economy. In this disease, a disordered condition of the digestive functions is a primary symptom. We have uneasy sensation, slight pain, and fullness in the stomach after eating; appetite sometimes impaired, and then, again, increased; eructation, or belching, nausea, vomiting, dryness of the mouth and tongue. The digestive apparatus elaborates thoroughly and perfectly, in health, a certain portion of chyle, and the assimilative organs take it up, and appropriate it in a certain manner for the purpose of the economy—a portion to

the blood, a portion to the muscular structure, nerves, etc. Let the apparatus be impaired, or its functions suspended, or, let the cause be moral, mental, or physical, the result is, we have an abnormal elaboration.

When all these functions work in harmony, it is one among the most magnificent works of the human machinery, and no wonder that interruptions here cause untold trouble in some direction. We may disturb this harmony by mental emotions, grief, anger, fear, disappointment; in a word, excessive mental emotions, of any kind, often suspend the digestive and assimilating functions. Drugs, stimulants—such as liquor, tobacco, tea—sedentary habits, fatigue, want of sleep, accumulated bile, hard, indigestible or improper diet, may, and do, to a certain extent, impair the healthy functions of the stomach.

In this glucose condition, we do not have it come on all at once; it is slow, but surely progressive. We have a feeling of depression, weakness, feverishness; the secretion of urine gradually begins to increase; it has an apple-like odor, and high specific gravity. The thirst is intense, appetite voracious, and for all that the digestive functions are perverted, and the food is but imperfectly converted, or appropriated to the support of the different functions, we have an abundant elaboration of saccharine, or sugary matter; an increased activity of the absorbents, and this sugar is taken up and conveyed into the blood and urine. We have, about this stage of the disease, dryness of skin, constipation, hardened and impacted fœces. We have a general letting down, extreme muscular and mucous debility, loss of procreative powers, pain in hips, back and sides cold feet, burning of the hands (the palms) and soles of the feet. We have a decrease in weight, debility increases; and, in a word, we have a wasting of the whole body. We have swelling of the feet and legs, and albuminuria in the latter stage. We shall find even the breath perverted, and an odor like chloroform. We have spon-

giness of the gums, and caries of the teeth; mental and physical depression, sinking, all-gone feeling at the stomach; insatiable appetite, both for food and drink. We have a tendency to boils, phthisis, and death finally results from the appearance of some other disease—such as bronchitis, pleurisy, gangrene, or exhaustion.

Now, I will not enter into an elaborate statement of the various tests or appearances by which we detect this disease, as it would be a useless waste of time, as the common reader is not supposed to have the means or appliances at hand. We may know with what we have to contend by the symptoms evidenced, and the tremendous increased flow of urine. The urine varies from a few quarts, to three or four gallons a day.

TREATMENT.—In this disease we have a perverted action of the digestive organs, and this perversion or derangement is usually due to some disease of the brain, or nerve centre. The healthy action of the pneumogastric nerve is interrupted, hence, the organ it supplies (the stomach) does its work but imperfectly. This is fully demonstrated by the conversion of starch into sugar, thus affording material for perpetuating the malady. Now, in commencing our treatment, we must enforce a rigid course of dietetics.

We must carefully avoid all saccharine or starchy articles of food, while at the same time we must prescribe a nutritious course of diet, such as game, milk, fruit, fish, beef, and other articles of like character.

A sea voyage would be advisable, if practicable; if not, salt water baths daily; gluten bread, that is, flour deprived of its starch; eggs, oysters, milk; any vegetable that does not consist of, or contain, feculent matter, may be allowed. The body should be carefully protected with flannel. Exercise in moderation, always in the open air.

In the medicinal treatment, tonics and alteratives are our main reliance.

R. Tinct. cinchona comp.....	8	oz.
Tinct. nux vomica.....	$\frac{1}{2}$	oz.
Dilut. phosphoric acid	2	oz.
Glycerine.....	$5\frac{1}{2}$	oz.

Dose, one teaspoonful before each meal. After meals give twenty drops muriatic acid in a wine-glass of water; or, in place of that, give creasote, say, two drops three times a day. Sesqui carbonate of ammonia, in five-grain doses, acts well in many cases.

Permanganate of potass. acts well in most cases; give one-fourth grain in two ounces of water to begin with, and increase to two or three grains, three times a day.

In some cases cod liver oil acts well. Apply a strengthening plaster over the region of the kidneys, and let remain until it drops off.

DIARRHŒA.

If the absorbing powers of the intestines are defective, the consequences are excess in the quantity of matter that passes through them. That which ought to be taken up, is carried along, and constitutes a diarrhœa. It may depend on a variety of causes, as a relaxed condition of the bowels, improper diet, unripe fruit, hard, indigestible substances taken into the stomach.

We may divide the disease according to the appearance of the discharge. We have several varieties, first of which is—

Feculent Diarrhœa.

This usually results from over-feeding in children, and over-eating in grown people. The prominent symptoms of this form of diarrhœa is, looseness of the bowels, with, or without, griping pain, frequent discharge of thin, watery matter, undigested food, usually of an acid nature. This condition is accompanied by partial or complete loss of appetite, pain in the stomach, swelling and tenderness in the lower part of the abdomen. We may have nausea and

vomiting, urine scanty, etc. The discharges are painful, usually, though sometimes without pain. We may have mucous, or purulent discharge.

CAUSE.—The cause of this form of diarrhœa is, either dentition or worms, and sometimes is due to irritating food in the stomach. I will also mention sudden changes of temperature as among the causes. If the diarrhœa depends upon dentition, we must treat the case as directed under that head.

TREATMENT.—Give the neutralizing cordial, three or four times a day, in teaspoonful dose. Give leptandrin, in small dose, once a day, say $\frac{1}{2}$ a grain. Salt-water baths, daily, with warmth to the spine and bowels. The diet is an important element, and should be carefully attended to. We must have something to supply nutrition, without taxing the digestive organs. Milk and lime-water is excellent; arrow-root, corn starch (with nutmeg), rice-flour, Irish potatoes, etc., are among the best articles.

Bilious Diarrhœa.

This is the next simplest form of diarrhœa.

We have a large amount of bile thrown off from the biliary ducts without corresponding absorption, and this, of course, adds largely to the amount of matter thrown off. This condition may be brought about by cold, mental emotion, irritation, and from want of action in the secreting system. Persons of a bilious, or phlegmatic temperament, are more subject to it than any other class. In such patients, we sometimes have the bile deficient, and then, again, poured out to excess. Irritation of the stomach, or intestine that leads from the stomach, causes the bile to be retained in the liver and gall-bladder, until it is unfit for absorption.

SYMPTOMS.—We can always detect bilious diarrhœa by the peculiar odor and look of putrescence of undigested matter. If the discharge is mucous, and mixed with blood, we recommend in the treatment, an occasional dose of one-

half grain of podophyllin, and twenty-five drops of nitro-muriatic acid, diluted.

Serous Diarrhœa.

Aqueous, or watery, discharges—profuse, constant, and exhausting. It comes from an excessive accumulation, and want of absorption. In this form of diarrhœa we have a sort of congestion of the vessels, or veins, that supply the intestines. We have deficient vitality in the mucous membrane, and, finally, ulceration of the bowels.

TREATMENT.—In treating this form, we must have an eye to the diet. Apply stimulating liniment to the bowels, keep the patient in bed, and we will give, in connection—

R. Comp. tinct. cinchona..... 1 oz.
Nitro muriatic acid..... .1 oz.

Mix, and give forty drops three or four times a day. Alternate with—

R. Tinct. gelsemium..... 1 oz.
Fluid ext. cranesbill..... 1 oz.

Dose, twenty-five drops every two hours. We meet with cases where the sub-nitrate of bismuth acts well. Nux vomica acts well, ten drops of the tincture three times a day. It acts as a nerve stimulant to the bowels, and is advisable where there is nervous depression and weakness.

Muco Purulent Diarrhœa.

In this form we have, in addition to the watery form, particles of mucous mixed with the stool, and a shred-like substance, (fibre) and similar flake blood globules, the peculiar lining membrane of the bowels. The discharge partakes of an alkaline nature.

TREATMENT.—We should treat with the nitro-muriatic acid and tonics, among which we shall find none act better than prunis vir., or wild cherry. The stools become putrid, and, to correct that, we might give an occasional dose of prepared charcoal.

Chronic Diarrhœa.

Either form of the above may produce chronic diarrhœa, if long neglected, and this is too well understood by its victims to need an extended description.

I have rarely failed to cure chronic diarrhœa, and the following is my first prescription :

R. Fluid ext. poplar bark.....	1 oz.
Fluid ext. prunis vir.....	1 oz.
Geranium mac.....	1 oz.
Myrica cerif.	1 oz.
Hamamelis.....	1 oz.

Mix with one-half pint of syrup and half-pint French brandy, and take one-half wine-glass before each meal.

Take after meals :

R. Tinct. nux vomica... ..	$\frac{1}{2}$ oz.
Tinct. sanguinaria.....	$\frac{1}{2}$ oz.
Fluid extract diascorea.....	$\frac{1}{2}$ oz.

Mix. Dose, twenty-five drops after each meal.

Bathe the bowels with stimulating liniment mentioned under that head. Under this treatment, and a generous, nutritious diet, you will soon have your patient well.

DIETETICS.

Volumes of nonsense have been written upon this subject, and many have been starved to death, believing abstinence the very life of them. I have found a good rule in practice—and one I have adopted for years past—is, leave the diet to the capacity of the stomach, and to this end I always direct whatever best agrees with the stomach and taste. Now, no physician, no matter how learned he be, can dictate to my taste and digestive organs what I can, or will, eat—I am, in this, my own judge.

When the vital powers are weak, the powers of digestion impaired, we should select the most nutritious diet that requires least time and labor to digest. Now, we hear one

say, never take liquids with the meals, but there are certain conditions when this is just what we want, for when the stomach fails, we must leave the digestive process more to the bowels, this we are compelled to do in some diseases of the stomach, ulcer, cancer, inflammation of the mucous membrane. We shall know when this rule is to be applied, when we have weight and pain after meals, heart-burn, acidity, and vomiting of fermented, or unaltered food.

There are conditions where we must spare the stomach both the mechanical and chemical toil. The mechanical being the hardest, is most desirable to avoid, and to this end we advise the use of liquids with the meals, in this case. People sometimes eat now, to avoid hunger hereafter. This is all wrong, and extremely injurious to the healthy. We should never force food upon an unwilling stomach. We may tempt the appetite to get up a desire for food, but never take it without the stomach demands it. Again, no one class of diet is at all applicable for everyone, nor is the same diet sufficient for the same individual at all times. We require a mixed diet, and varied to suit season, hour and circumstances, and, by way of advice, I would advise obese or fat people to avoid liquids with, or just after, their meals, as it aids the formation of fat. We also have some cases of impoverished blood and diseases of the liver, that suffer from the free use of liquids, &c. Now the chemical toils of the stomach may be spared by giving it less to digest, and more to digest with. Do not take into the stomach solid lumps of albuminous food. If you take sweet milk into an acid stomach it almost instantly coagulates, but by mixing a portion of lime water with it, this tendency is overcome, and just here I would remark, every family should keep several bottles of filtered lime-water on hand, ready for use. You can readily make it by steeping the lime (fresh) in water, let it stand two or three days, then strain or filter through thin cloth, and bottle for use. This milk and lime-water will sustain life and often, by giving the stomach rest, will correct deranged or imperfect digestion.

Next, in point of solubility, is a good soup, fresh, not too long cooked, and, really, it is best not to boil it at all, as, by boiling, we often have it filled with innutritious gelatin, or hard-boiled albumen. Soups should not be too high seasoned, as it is more readily absorbed. Meat is nutritious only in proportion as it is tender, and easily digested; fat meat is of doubtful utility, as it often prevents the soaking in, or taking up, of the gastric juice.

Now, without entering on an extended or scientific essay, on the manner of cooking, and what to cook, after the order of some, I will give a list of the articles in common use, with the time required to digest, and rate per cent. of nutrition furnished.

I shall not follow in the footsteps of those who treat the reader as though they would—

“Cram the word into their ears,
Against the stomach of their senses.”

No man, nor doctor, ever has been, or ever will be, able to overthrow the laws of Nature.

In Genesis, ix., 3, we have the declaration: “Every moving thing that liveth shall be meat for you; even as the green herbs, have I given you all things.”

Reason and natural instinct should govern us, and not Dr. Graham's theory, who, though expecting to live everlasting on the bread that bears his name, died in early life, and, no doubt, from his system of diet. As well try to make all mankind use the saw, or the ax, as to say all mankind should adopt one course of diet.

It is useless to argue on this point, as I feel that I am writing for men and women of sufficient intelligence to fully appreciate my position.

We take the following from “Pereira, on Food and Diet.” You can select from the list such only as you think suited to your capacity:

ARTICLES.	H. M.			
Rice, boiled	1:00		Parsnips, boiled	2:30
Pigs feet, soused, boiled	1:00		Potatoes, roasted or bak-	
Tripe, soused, boiled	1:00		ed	2:30
Eggs, whipped, raw	1:30		Cabbage, raw	2:30
Salmon, trout, fresh, boil-			Animal, spinal, marrow,	
ed	1:30		boiled	2:45
Salmon, trout, fresh, fried	1:30		Chickens, full grown, fri-	
Soup, barley, boiled	1:30		casseed	2:45
Apples, sweet, mellow,			Custard, baked	2:45
raw	1:30		Beef, with salt only, broil-	
Venison, steak, broiled	1:35		ed	2:45
Animal, brains, boiled	1:45		Apple, sour, raw, hard	2:50
Sago, boiled	1:45		Oysters, fresh, raw	2:55
Tapioca, boiled	2:00		Eggs, fresh, soft-boiled	3:00
Barley, boiled	2:00		Bass, fresh, striped, boil-	
Milk, boiled	2:00		ed	3:00
Beef, liver, fresh, broiled	2:00		Beef, fresh, lean, rare	
Eggs, fresh, raw	2:00		roasted	3:00
Codfish, cured, dry	2:00		Beefsteak, broiled	3:00
Apples, sour, mellow,			Pork, recently salted,	
raw	2:00		raw	3:00
Cabbage, with vinegar,			Pork, recently salted,	
raw	2:00		stewed	3:00
Milk, raw	2:15		Mutton, fresh, boiled	3:00
Eggs, fresh, roasted	2:15		Mutton, fresh, broiled	3:00
Turkey, wild, roasted	2:18		Chicken soup, boiled	3:00
Turkey, domestic, boil-			Maccaroni, boiled	3:00
ed	2:25		Apple dumpling, boiled	3:00
Gelatine, boiled	2:30		Corn cakes, baked	3:00
Turkey, domestic, roast-			Oysters, fresh, roasted	3:15
ed	2:30		Pork, recently salted,	
Goose, wild, roasted	2:30		broiled	3:15
Pig, suckling, roasted	2:30		Porksteak, broiled	3:15
Lamb, fresh, boiled	2:30		Mutton, fresh, roasted	3:15
Hash, meat and vegeta-			Corn bread, baked	3:15
bles, warm,	2:30		Carrot, boiled	3:15
Beans, pod, boiled	2:30		Sausage, fresh, broiled	3:20
Cake, sponge, baked	2:30		Flounder, fresh, fried	3:30
			Catfish, fresh, fried	3:30

ARTICLES.	H. M.	ARTICLES.	H. M.
Oysters, fresh, stewed	3:30	Ducks, domestic, roast-	
Beef, fresh, lean, dry	3:30	ed	4:00
Beef, with mustard, boil-		Soup, vegetables and	
ed	3:30	bread	4:00
Cheese, old, strong, raw	3:30	Heart, animal, fried	4:00
Mutton soup, boiled	3:30	Beef, old, hard, salted,	
Bread, wheat, fresh, bak-		boiled	4:15
ed	3:30	Pork, recently salted,	
Turnips, boiled	3:30	fried	4:15
Potatoes, boiled	3:30	Soup, marrow bone, boil-	
Eggs, fresh, hard boiled	3:30	ed	4:15
Eggs, fresh, fried	3:30	Cartilage, boiled	4:15
Green corn and beans,		Pork, recently salted,	
boiled	3:45	boiled	4:30
Beets, boiled	3:45	Veal, fresh, fried	4:30
Salmon, salted, boiled	4:00	Ducks, wild, roasted	4:30
Beef, fried	4:00	Suet, mutton, boiled	4:30
Veal, fresh, broiled	4:00	Pork, fat and lean, roast-	
Fowl, domestic, boiled	4:00	ed	5:15
Fowl, domestic, roasted	4:00	Tendon, boiled	5:30
		Suet, beef, fresh	5:30

Above we have given our readers a hint of what is digestible. Blessed is he that reads, understandeth and keepeth the things therein. They will save much of sickness, much of pain, and many a nightmare, and bad dream, and prevent disease—eat whatever agrees with you best, and always in moderation.

DIPHThERIA.

An epidemic and contagious disease, depending upon a specific poison primarily affecting the nervous system, as is shown by the vital depression, loss of power, and, secondarily, in the blood as is shown by false membranes in tonsils and throat. The poison acts upon those of strumous, scrofulous, or syphilitic taint, and those of broken down constitution.

SYMPTOMS.—The characteristic symptoms of diphtheria : violent vomiting of a thin yellowish white matter, of extremely offensive character, sometimes accompanied with purging of like character. This is usually followed by prostration and stupor, skin hot, pulse runs from 100 to 140, tongue scarlet, thirst intense, and drink taken with great greediness. The odor of the breath is peculiar, and extremely offensive, infected by a specific poison operating on the secretion of the parts affected, and affects the blood and nervous system. The appearance of the tonsil soft, palate back of pharynx presents a white, shining appearance, and the same gelatine like, tenacious fluid hangs from the velum to the tongue over the whole back portion of the throat. After a few hours the condition of the throat changes, and the whole symptoms change. The stupor gives way to delirium, high fever and quick, difficult breathing, cough, croupy symptoms, neck swollen and flushed, tongue coated in whitish spots before, now changes to a thick, plastic deposit.

If the treatment fails, or the remedies are not applied in time, we have a subsiding of the delirium, vital force fails, choking and suffocation ; the sufferer catches at his throat, tries to open his mouth, retains power of swallowing, purple spots appear on the extremities, muttering, delirium, convulsions, and death.

This poison seems to have two special affinities—one to the nervous system, and the other to the blood, and through that agency to the mucous membrane. It invades the respiratory passage, the nasal, the larynx and trachea, or—in common language—windpipe. The characteristic feature is the peculiar plastic deposit ; we meet with them, where we can make no better comparison than the appearance of washed leather, first appearing in spots or patches, but these soon coalesce and run together ; about this time the deposits increase in thickness and are firmly attached to the mucous membrane beneath. You may remove them,

but they soon reappear, increasing and spreading to all the surrounding parts.

When this membrane separates and begins to decompose, the breath becomes horribly offensive, and its disappearance may be followed by ulceration, sloughing, gangrene, or resolution. We sometimes have diphtheria patches on other mucous membranes than the throat, for instance, on the conjunctiva, (eye), vagina, and rectum.

As the poison of diphtheria acting on the blood destroys the fibrin—hemorrhages are not uncommon as a sequel to the disease, and may take place from nose, throat, bronchi, and death may result from exhaustion.

TREATMENT.—Recovery, under the best of treatment, is slow, and the blood is left so thin—so deficient in the red principles, that secondary affections are very liable to appear, flabby heart, affections of the nervous system, as paralysis, neuralgia and amorausis, from exhaustion. We should lose no time in arresting the disease if possible.

If we see the patient in time, I would advise the administering of a free emetic of lobelia comp. This must be given in the early stage or it will do no good. In addition, we would follow with a spirit vapor bath—that is, have a hot brick, and gradually pour alcohol or other spirits on it, confining the steam to the person.

A general sponging of the body with warm alkaline baths, soda dissolved in water, is good. I would advise a diet of essence of beef, white of egg, cream, wine and beef tea, a toddy occasionally, or, if the patient can afford it, champagne and ice. The pulse must be kept at 72°, and to meet this we would give tinct. aconite, 10 drops in water every three or four hours. We would give at the same time tinct. chloride of iron, say 15 drops every four hours, and between these doses give $\frac{1}{4}$ grain permanganate potass. For a drink we would give wine whey, we would follow this up. We have more faith in the use of permanganate of potass. than all else combined, and would advise

it in doses of $\frac{1}{4}$ to $\frac{1}{2}$ grains, four or five times daily. All local applications, more than to keep the throat moist, are useless. We could use the atomizer to advantage here, and nothing will be better than the permanganate of potass. in solution, use it every two hours. If you have not an atomizer, then an improvised inhaler, say a small coffee-pot, with hot water on the permanganate, 14 grains to a pint of water. When the patient can gargle, use sulphate hydrastia, or the permanganate of potass. Establish convalescence on salt-water bath, iron and cinchona as tonic.

R. Tinct. ferri chlorid.....1 oz.

Fluid ext. cinchona comp.....1 oz.

Mix. Dose, 20 drops four times a day.

As before remarked, I have strong faith that permanganate of potass. internally, and as a gargle, or by inhalation, will cure or cut short any case of diphtheria, if taken in time.

I have found the baptista, or wild indigo, excellent, 10 drops of the fluid extract four times a day. Children are often contaminated, or the disease conveyed to them, by kissing those who have it. I prefer not so much kissing of children, any way, especially when there is so much risk.

DISEASE.

The relative liability of the sexes to different diseases is a subject worthy the attention of the profession, and the people.

We propose, in this article, to give the names of different diseases that show a partiality for the male, and those, also, which are common to the female. We refer to diseases that are common to both sex. The idea seems to have become universal, that woman, owing to her weaker frame, and the numerous diseases peculiar to her sex, is more liable to dangerous illness and, consequently, earlier death than men. Such, however, is not the case; woman oftener attains to extreme old age than her sterner partner,

in the struggle for existence. Manhood's risks are many and great. Being more exposed in the daily pursuits and occupations, necessary to obtain a sustenance, he is more liable to sudden and dangerous illness than woman. War, which costs woman her tears, costs man his blood; for him are the temptations of the intoxicating cup mainly reserved; the excitement of speculation, and the obligations incurred, for the sake of his family, sometimes prey heavier upon him than a casual observer will be willing to admit. Add to this, unhappy domestic relations, which are, unfortunately, too common, and we can well imagine that his powers of reaction, in overcoming disease, must be limited. Woman's risk of maternity will not counter-balance these.

The character of diseases more frequently met with in the male sex is another explanation of my position. I will now proceed with the enumeration :

Apoplexy.

This dangerous disease is met with in nine males to one female. It is partly caused by the intemperate use of fermented liquors; and this, in part, accounts for the disparity. The excessive use of tobacco and alcoholic stimulants predisposes to congestion of the brain, and, as their use is mainly confined to the male, the cause is easily explained.

Asthma.

Nearly eighty per cent. of the cases of asthma that have come under my care are males.

Aneurism.

More than seven-eighths of the cases of aneurism occur in the male. This is, in part, due to occupation, and habits that weaken the coats of the arteries; also, liability to fatty degeneration of the coats.

Bronchitis.

Men are more liable to inflammation of the bronchial

tubes than women. Their greater exposure, or out-door life, accounts for this.

Cancer.

This disease is about four women to one man. The breast is the most common seat of the disease.

Consumption.

This disease makes more victims among the female than the male sex. We notice that the larger number of consumptives are light complexioned, brown eyes, and light or fair hair.

Constipation.

This, and its attendant evils, is more frequent in females owing to sedentary habits, etc.

Dropsy.

Dropsical effusions are more frequent in the male sex, from 40 to 50. Nine males to four females die of dropsy; after 50, fourteen males to six females.

Epilepsy.

With the exception of the French, this disease is more prone to attack males than females; and is more fatal, the world over, in the male than in the female, and, I may add, this is true of all nervous diseases; reaction in the male is more difficult.

Enlargement of the Liver.

This occurs more frequently in females, from the habit of tight lacing, so much resorted to by fashionable women.

Gout.

Few women suffer from gout, and never before the change of life.

Headache.

Few women are exempt from attacks of headache, while many men are never troubled with it at all. Intensity of pain depends upon the susceptibility, or capacity of suffering of the individual. Headache is produced in the

male from late hours, improper food or habits of eating, dissipation, excesses, prolonged mental toil, business anxieties, and want of exercise.

In the female, exposure to the night air when too thinly clad, to tight lacing, to sedentary, indoor life, and imprudence at times with family cares, are the main causes.

Heart Disease.

Organic diseases of the heart are much more common in the male sex. Females are more liable to sympathetic diseases of the heart, palpitation, etc.

Insanity.

There is, according to statistics, 53 per cent. of males to 46 of females afflicted with insanity. Women are more liable from 20 to 40, and men from 40 to 60.

Hysteria.

This is very nearly monopolized by the female, though not entirely. Men, sometimes, under various excitements, have real hysteric attacks. I have met with several cases myself.

Pneumonia.

Or lung fever, occurs much more frequently among males than females. I attribute this to the fact that men are more exposed to the changes and vicissitudes of the weather.

Rheumatism.

Prior to the age of 40, more men suffer and die of rheumatic affections than females. After 40 the relative number is much greater in the females.

St. Vitus' Dance.

This disease is an exception and is more frequent and more fatal among females than males.

Stone in the Bladder.

This is common to men in some sections, but rarely met with in women.

Neuralgia.

Is more common among males than females, on account of exposure, etc. That form of neuralgia, Hemacrania, is more common among females.

Typhoid Fever.

Women are less subject to this affection than men, and the mortality is greater among the male patients. Thus, it will be seen, that among diseases not peculiar to the sexual system, the most formidable and dangerous attack the male oftener than the female, and the chances of recovery are far better in the female.

DROPSY.

This is a mere symptom of some diseased condition. The three most common forms of effusion are, hydrothorax, or dropsy dependent upon some valvular disease of the heart, oftener an effusion from pleurisy; ascitis, or dropsy of the abdomen, is merely dependent upon some structural disease of the liver; anasarca—where there is a general effusion—most commonly dependent upon diseases of the kidneys, such as nephritis, or inflammation, congestion, and fatty degeneration; this being the case, the capacity of the kidneys are diminished, and the urea is thrown into the blood.

Dropsy is sometimes a symptom of debility, anæmia, pressure, or inflammation. We have, for example, the result of inflammation in hydrocele, hydrocephalous, hydrops, pericardium.

TREATMENT.—In the treatment of any particular form of dropsy, we must remove the effusion, and, with that, the cause. To do this, we must throw off the effusion through the skin, kidneys, and bowels. To this end, we must use diaphoretic diuretics, cathartics, and alterative tonics. As a diaphoretic, the diaphoretic powders, three times a day, as directed under that head; or, in place of that—

R. Comp. tinct. serpentaria.. 1 oz.
 Fluid extract asclepias..... 1 oz.

Mix. Dose, thirty drops every three hours.

As a purgative, or cathartic—

R. Podophyllin.....20 gr.
 Nitrate potass.....20 gr.
 Bitartrate potass..... $\frac{1}{2}$ oz.

Mix and divide into ten powders. Give one every three hours, till they act; or, what is more readily prepared, and equally good, add two grains of podophyllin to a teaspoonful of creamor tartar, and take, in a wineglass of water, at night. Repeat every night, till too active. Give, during the day,—

R. Fluid ext. buchu comp.....	} Of each, 2 oz.
“ “ hydrangia.....	
“ “ Eupatorium	
“ “ Uva ursi.....	

Holland gin..... 1 pint.

Dose, one teaspoonful, given before each meal.

In chronic cases, I often give the compound syrup frostwort, with iodide of potass., before each meal—one teaspoonful—and, after meals, tincture chloride of iron—twenty drops. At night, give—

R. Tinct. digitalis..... 1 oz.
 Fluid ext. apocynum can.. .. 1 oz.

Dose, twenty drops just before retiring, and give an occasional dose of the podophyllin powder at night. Give a good, nutritious, solid diet, warm clothing, moderate exercise.

DYSPEPSIA.

“What’s rank or title, station, state or wealth,
 To that far greater worldly blessing, health?
 What’s house or land, or dress, or wine, or meat,
 If one can’t rest for pain, nor sleep, nor eat,
 Nor go about in comfort? here’s the question,
 What’s all the world without a good digestion?”

Dyspepsia is a derangement of the digestive functions. Anything that interferes with the healthy functions of the stomach may produce dyspepsia. The immediate cause is an insufficient supply of gastric juice. The causes that are most prominent in bringing it about are, intemperance

in eating and drinking, want of proper exercise, intense anxiety of mind, depressing influences, superfluous evacuations, intense mental application immediately after eating, excessive venery, and use of mercury, obstructions in the liver and spleen, improperly masticated food. These, and various other causes, so weaken the stomach that it becomes incapable of performing its office.

SYMPTOMS.—These are very numerous, ranging through all the structure of the human body and involving, by turns, nearly all of them.

Among the most noticeable and prominent we have nervous debility, sick headache, costiveness, scanty and painful evacuations, piles, jaundice, depression of the mind, oppression after eating, flatulency, disturbance of the stomach and bowels, heart-burn, furred tongue, sickness at the stomach, dizziness, loss of appetite, pain in the side, and torpor of the liver and bowels. In a more advanced stage, we have a profuse discharge of a muco-purulent matter, pain in chest, etc. We can better imagine a dyspeptic's feelings than describe them.

Let us glance for a moment at the functions of the stomach. In a healthy stomach, there is no gastric juice, except where food is taken, which, coming in contact with the mucous or lining membrane, excites the secretion of the gastric juice in the required amount.

This process points to the practical solution of the problem of indigestion, and to a successful treatment of the disease. There is a kind of telegraph between the stomach and nerve centre. If the stomach is in a healthy condition, the moment the diet is taken in the mouth, the impetus is telegraphed to the nerves of digestion from those of taste, and we have the gastric juice secreted, ready to operate upon the masticated food when it reaches the stomach. If much liquid is taken with the meals, it arrests the digestion or chemical action of the stomach, and transfers it to the bowels.

When the stomach and brain are healthy, we have a healthy, easy digestion, otherwise it is impeded, and we thus arrive at the conclusion, that a healthy digestion depends upon a healthy nervous system, and, to some extent, a healthy brain depends upon a healthy digestion. If the stomach or brain is impaired, the gastric juice will be deficient in quantity, or vitiated in quality.

The remote symptoms of dyspepsia—the liver is always torpid, tongue usually coated, the eyes tinged with yellow, loss of strength, the urine high colored, and deposits a white sediment. The mental powers are more or less affected.

TREATMENT.—In the treatment of every form of dyspepsia, the diet should be regulated, and easily digested. Nutritious food is demanded. New bread, tough or salted meats, alcoholic or fermented liquors, over-exertion, nervous exhaustion, should be carefully avoided.

We may improve digestion by rest, early hours, relaxation, and change, salt-water bathing, cold sponging, horse-back riding, &c.

Our remedial agents, and they never fail in my hands, are the syrup hypophosphites, before each meal. Half hour after meals give :

R Tinct. nux vomica.....1 oz.
 Tinct. sanguinaria..... $\frac{1}{2}$ oz.
 Fluid ext. dioscorea..... $\frac{1}{2}$ oz.
 Mix. Dose, 20 drops in water after each meal. At night give :

R. Tinct. gelsemium..... $\frac{1}{4}$ oz.
 Fluid ext. populus trem..... $\frac{1}{2}$ oz.

Dose, twenty-five drops at night, before retiring. In taking the meals, eat slow, masticate well and rest at least one hour after eating.

DYSENTERY.

This complaint is an affection, or inflammation, of the

alimentary canal, attended with fever, fetid or bloody evacuations, and appears to be contagious. It is often as intractable as Asiatic Cholera—prevails in both city and country. It may be in isolated cases, but usually attacks great numbers in one place, while adjacent towns are free from it. In some instances, the inhabitants of the most healthy country towns are attacked with it, and die off in great numbers. If not speedily overcome after it appears, it assumes the form of bloody dysentery, and becomes highly dangerous. It prevails throughout the year, but with greatest violence during the months of July, August and September.

The death rate for this disease alone, in New York City, amounts to quite a large per cent.

Dysentery may be caused by whatever has a tendency to check perspiration. Morbid matter, or poisonous humors, retained in the system and thrown into the circulation, is mixed with the blood and thrown upon the intestines, causing irritation and inflammation of the membranes. An attack of dysentery is sometimes preceded by a long train of symptoms. It is due, in some cases, to the use of unwholesome food, and is more liable to appear in camps, or where there are great numbers required to remain in a small space.

SYMPTOMS.—The premonitory symptoms are loss of appetite, costiveness, wind in the stomach, nausea, and may be, slight vomiting; usually ushered in by chills, succeeded by heat of skin and increased pulse. Soon after this, the griping and increased evacuations begin to take place.

When the inflammation begins to occupy the lower portion of the intestinal tubes, the stools become more frequent, and the violent straining is accompanied with severe pain, and rumbling noise in the bowels. The violent efforts often produce copious, bloody discharges, and are extremely weakening to the patient.

If dysentery is not checked, we find all the symptoms

increasing, with tendency to putrescence and general derangement of the whole nervous and muscular system. As soon as the disease is established we should lose no time in the use of remedies to remove the cause, and check the discharge and griping. To this end the old school use opium, or pills of opium and camphor—powerful astringents, etc. This is wrong in principle and practice. We should endeavor to keep up a termination to the surface. The following is doubtless the best prescription ever used in dysentery:

R. Fluid extract populus 1 oz.
 Fluid extract prunis vir..... 1 oz.
 Fluid extract gelsemium..... $\frac{1}{2}$ oz.

Mix.

Dose, thirty drops ever three hours.

When this has controlled the pulse and nervous system, give one of the eclectic pills. Then follow with, say a tablespoonful of the syrup hypophosphite, every four hours, alternate with.

R. Tinct. myrrha comp..... 1 oz.
 Tinct. opium et camphor..... 2 oz.
 Fluid extract geranium, mac..... 1 oz.
 Syrup simplex..... 8 oz.

Mix, and give one teaspoonful every two hours.

In the matter of diet, we must be guarded and careful, we must give no cold drinks, no ice, no beef tea or soups. Give sago or arrow root, gruel, rice flour, water made mucilaginous with slippery elm, or gum arabic—stimulating applications to the bowels, among which there are none better than arnica liniment.

We should establish convalescence on the syrup hypophosphites, one teaspoonful three times a day, giving eggs and brandy occasionally, being careful of what we eat. Iron comes in very well when there is anæmia, or pale, flabby condition of the skin and muscles. Salt water baths, moderate exercise, etc., etc.

DYSPHAGIA.

Difficulty of swallowing exists in several varieties. It sometime occurs from nervous irritation, especially in young women of an irritable nervous temperament, who suffer from weakness, or diseases peculiar to the sex. In these cases it is purely nervous, no emaciation, no pain, the attack comes from nervous excitement alone. Difficulty of swallowing may occur from spasmodic constriction of the pharynx, seldom met with, however. We also have it from mechanical injury of œsophagus, and is usually brought about by swallowing hard substances, or imperfectly masticated food.

Difficulty of swallowing, by producing congestion, will sometimes produces apoplexy.

TREATMENT.—Our best remedies are relaxants. I have often relieved with a teaspoonful of lobelia. The following is also excellent :

R. Tinct. cinchona comp.....	4 oz.
Phosphoric acid dilut.....	1 oz.
Tinct. nux vomica.....	½ oz.
Glycerine.....	3½ oz.

Mix, and give one teaspoonful every three hours, or three times a day. Should it proceed solely from nervousness, in females, the cause must be removed, and then give the solution of bromide of potass. and ammonia, as follows :

R. Bromide potass.....	1 oz.
Bromide ammonia.....	1 oz.
Aqua.....	1 pt.

Dose, tablespoonful, in sweetened water, before each meal.

DYSPHONIA CLERICORUM.

This is a peculiar condition of the mucous membrane that lines the larynx and trachea. It may be a purely nervous disease, or it may be a follicular disease of the parts. In its early stage there is no lesion, no irritation. After awhile we have congestion, inflammation, or relaxation of the mucous membrane.

SYMPTOMS.—The disease is indicated by a complete loss of voices, in some case ; in others, it commences with an uneasy sensation in the upper part of the throat, constant desire to swallow, and a feeling as if the throat was full ; expectoration of a thin, tough mucous ; gradual loss of voice diminution of power, hoarseness toward evening, which gradually increases, until there is a complete loss of voice. About this time we may discover unhealthy granulations of the throat, and the mucous follicles are filled with a yellow matter. We usually have great emaciation, and, as the disease progresses, we have all the appearance and symptoms of phthisis pulmonalis.

The vocal cords were made for us to express our thoughts, the brain supplies the stimulus, to these actions, or rather the nervous energy thus co-operating with the vocal cords in expression, and thus saves us from disease. Now, if we use the vocal cords, as in monotonous reading or recitation, without the brain co-operating ; in other words, if we use the voice without being prompted by the brain entering into the feeling of what we utter, we create a want of equilibrium—disease.

Now, among a certain class of preachers this disease is found, as, also, laryngitis—those who read their sermons without a solitary intellectual effort. The voice seldom fails our lawyers and stump speakers, because they give the whole energy of the intellect to what they say, and thus, the vocal powers are often improved. This is another convincing argument against affectation. A man better never utter a prayer, if he has to read it without feeling it ; he had better never preach, unless prompted by the brain.

TREATMENT.—In the early stage the treatment should consist of rest of the voice, cheerful, mental occupation. If the patient can afford it, a sea voyage, or residence by the sea shore, change of scenes. Medicinally, we should give the best of diet in connection with nerve tonics.

The following will be found excellent :

R. Sulphate of hydrastia.....	2 dr.
Phosphate of iron.....	2 dr.
Sulphate quinine.....	3 gr.
French brandy.....	10 oz.
Glycerine.....	11 oz.

Dose, one tablespoonful three times a day before meals.

Give half an hour after meals :

R. Tinct nux vomica.....	1 oz.
Acid phosphoric, dil.....	1 dr.

Mix.

Dose, 25 drops, in one-fourth wine-glass of water. Locally I would advise the use of iodine, either applied directly to the throat with a camels hair pencil, or in the form of spray with the atomizer.

When the disease is confirmed, well established, then we must give a thorough course of alteratives, among which none rank higher than the compound syrup of frost-wort, with the iodide of potassia. Give a teaspoonful four times a day. Under this treatment the patient soon recovers. Except in rare cases, the voice may never be fully restored.

ECTHYMA.

A rather uncommon skin disease, but sometimes met with in conjunction with eczema, and other skin diseases. It is an noncontagious inflammation of the skin, characterized by large, red, prominent pustules, occurring upon any part of the body. Pustules, either distinct or isolated, seated upon a hard, inflamed surface, and leaves a depressed centre, and a scar remains. This disease is due to a morbid condition of the skin, which supervenes during the course of various diseases, venereal disease, scrofula, and scurvy.

It is met with as an acute disease, preceded or accompanied by sharp, lancinating pains, feverish condition. It

is more frequently chronic, and caused by bad living, total absence of hygiene.

TREATMENT.—Keep the skin clean, and pores open, by frequent ablution in warm alkaline bath, and give—

R. Fluid extract alnus rub.....1 oz.

Fluid extract rumex crisp.....1 oz.

Mix.

Dose, twenty drops, in water, three times a day.

ECZEMA.

Skin diseases, like all other diseases to which human flesh is heir, is due to some violation of the laws of nature. In health there is a perfect equilibrium of every organ, every gland in the body disturbs that harmony and we have disordered action, and disease in some shape must ensue.

Neglect the laws of hygiene, take into the stomach articles unfit for food, if the secretions do not perform their functions there is a loss of harmony and *disease*, and this want of healthy action shows itself often, by preference, upon the skin, that being the largest and most important gland in the body, operating in union with, or rather co-operating with, every organ of the human structure. For instance, if the functions of the liver are disturbed, how soon do we see its effects upon the skin! If the kidneys are deranged, we have more or less trouble on the skin. Give hard, indigestible food, thereby preventing the functions of the bowels being performed regularly, or, in other words, paralyze or retard peristaltic action, thus destroying the blood, and how soon do we have indications that the skin is systematically affected!

The most common condition of the mal-assimilation is inflammation of the skin. Erythema is applied to that particular condition or congestion of the skin occurring in superficial red patches, variable in form and extent, appearing on every part of the body. Unless we remove the causes of erythema, we should have as a result—effusion.

Eczema is a result of effusion, and is attended by a discharge of serum into the sebaceous ducts of the skin, and from their fragile nature, they easily break down, and reveal moist patches of ulceration, covered with scabs or crust.

TREATMENT.—This must be directed to get up a healthy action in all the secretory organs.

We would commence with an active dose of Eclectic Pills, and follow with warm alkaline baths. Give the following in teaspoonful doses every four hours :

R. Comp. syrup yellow dock.....	} each 3 oz.
Comp. syrup stillingia.....	
Frostwort.....	
Tinct. iris versicolor.....	..1 oz.
Tinct. kalmia.....1 oz.

Give before meals.

After meals, would advise :

R. Comp. tinct. cinchona.....	3 oz.
Nitro muriatic acid.....	2 drs.

Dose, one teaspoonful in a half wineglass of water.

In connection with this, we would advise a local application, calculated to subdue heat.

R. Bi-carbonate of soda.....	$\frac{1}{4}$ oz.
Water.....	1 pt.

Keep the skin moist with soft cloths, saturated with the above, and cover with oil-silk.

Continue this treatment, in connection with a nutritious diet, and a cure will be accomplished in much less time than under any other treatment.

EMBOLISM.

A highly deranged condition of the blood. Met with in croup, diphtheria, scarlatina, typhus fever, erysipelas and some other diseases of an inflammatory, or contagious, type. It is sometimes developed during pregnancy.

In this condition, the blood is disposed to coagulate (clot), and stick to the walls of the blood vessels, or remain in the centre of the heart. These small coagulations

are sometimes carried forward through the larger vessels, and block up the smaller veins; in fact, there is no part of the circulation exempt from having these clots stop and block up the vessel. This is a frequent cause of sudden deaths, many instances of which are so hard to account for, especially after labor and diseases; upon which this fibrinized condition is attendant.

I have seen large clots on the brain, lungs, and liver of a patient who died from this condition of the blood.

The diagnosis is difficult, the symptoms so variable that we can hardly enumerate them here, so as to be certainly understood.

TREATMENT — Perfect rest in the recumbent position should be rigidly enforced, a good nutritious diet, milk, eggs, soup, oysters, etc. Give the following before each meal :

R. Bromide ammonia.....2 oz.

Aqua pura.....1 pt.

Dose, one teaspoonful. After meals (say two hours between the two doses) give—

R. Permanganate of potass.....8 gr.

Aqua pura.....1 pt.

Dose, one teaspoonful in half wine-glass of water. In making these two prescriptions get pure free-stone spring water, or filtered rain water, as pure water is essential to avoid neutralizing the effects, especially upon the permanganate.

EMPHYZEMA.

We have two varieties of emphyzema, vascular and interlobular, vascular emphysema is an enlargement of air cells, and atrophy of their walls may result from fatty degeneration, or fibroid degeneration, a kind of intestinal death destroys the elasticity and contractability in the parts affected.

We have extreme softness and delicacy, sometimes obliteration of the blood vessels, of the affected part. Inter-

lobular emphyzema is an infiltration of air into the interlobular areola tissues. Both forms produce shortness of breath, occasional paroxysms of asthma, difficulty of breathing, great distress, unfitting the patient for any active occupation, and may give rise to diseases of the heart and dropsy.

SYMPTOMS.—In all forms of emphyzema, we have difficulty of breathing, especially on the least exertion; feeble cough, expectoration of a frothy mucous, dusky appearance, weakness of voice, stooping gait, loss of strength and flesh. We have diminished temperature, coldness of the surface, weak, low pulse, attacks of asthma, and arrested secretions; percussion reveals unnatural clearness, heart sounds feeble, and, sometimes, we have a sort of displacement of the heart, giving to the affected side a prominent, rounded appearance. We have an increasing loss of vitality in the system, and, especially, in the pulmonary membrane. Our leading object in treatment should be to increase vitality. Non-expiration is the dangerous and injurious part of breathing, especially forced and arrested expiration. We should strictly prohibit every occupation that prevents the free expiration and inspiration—nothing that will cause the patient to hold in his breath—such as lifting heavy weights, digging, chopping with an ax, rowing, etc.

TREATMENT.—Restorative—we must seek to restore vital power, and, to do this, we want to create blood—we want to give tone and strength to the nervous system through the formation of blood—good, pure blood. We should, therefore, recommend the very best diet; keep the digestive organs healthy. We would put the patient on the following :

R. Acid phos. dilute..... 3 oz.
 Glycerine.....10 oz.
 Comp. tinct. cinchona.. 3 oz.

Mix. Dose, one teaspoonful before each meal.

After meals, give tinct. hydrastis canadensis, or tinct. iron, twenty drops, in water.

Nothing of an alcoholic nature should be given, for nothing tends so much to degeneration here as the poison of alcohol.

We may give, at night, say thirty drops tinct. lobelia, or—

R. Tinct. lobelia infla..... 1 dr.

Tinct. gelseminum..... $\frac{1}{2}$ dr.

Mix. Dose, twenty drops, before retiring. This will relieve, or prevent asthma.

We sometimes have an unhealthy condition of the mucous membrane of the bronchial tubes, and throat, generally; then a few drops of turpentine, once a day, will have a good effect.

Patients of nervous temperament are more subject to emphyzema than any other. Those of sanguine temperament seldom have any trouble of the kind. Expectorants may give temporary relief, but are of no real benefit; they weaken the appetite, and impair the digestion, and prevent the active influence of restorative remedies. The latter is the only class, really, we can look to for any permanent good.

ENDOCARDITIS.

We have, of late years, noticed that derangements of the heart seem to be on the increase, as also rheumatism, and we have rheumatism existing in the system in a latent form for months, even years, showing itself only through some other symptoms.

The production of lactic acid in the blood, in the secretions, and its known tendency to attack peculiar tissues, and excite inflammatory condition, as a natural effort to rid the system of impurities, is the one cause I can assign for this increased diseased action of the circulation.

The serous membranes that line the internal cavity of the heart and its reduplicate, which assists to form the valve, is more subject to inflammation and consequent effusion than any part of the body. More liable to attack the left

than the right side of the heart, and that portion of the membrane is attacked oftenest that covers the valves and lines the orifice. It is seldom fatal immediately, but remote effects are to be dreaded.

SYMPTOMS.--In Endocarditis we have fever, pulse feeble, small and intermittent, patient invariably prefers to be on the back, complains of great oppression and uneasiness over the region of the heart; is restless and anxious, extreme difficulty of breathing, sweats, faintness, and many of the symptoms common to acute rheumatism. The termination or tendency is to produce valvular disease of structure, dropsy and death.

Treatment—We must control the circulation, and to this end would give four to eight drops tinct. veratrum verides every three hours; at same time give—

R. Bromide potass.....2 oz.
 Bromide ammonia.....1 oz.
 Aqua pura.....1 pt.

Dose, one teaspoonful three times a day before meals, give in sweetened water.

After using this for a week or ten days give the compound syrup of frostwort, with iodide potass. Paint the region of the heart with compound tincture iodine. Keep the mind cheerful, the patient at rest, and you will have accomplished all that is possible in a case of Endocarditis.

ENTROPIUM.

This is an inversion of the eye-lids, and is caused by contraction of the margin. It is usually a result of conjunctivitis, or inflammation of the eye. If it exists for any length of time it causes considerable trouble, from the irritation of the edges rubbing against the eye-ball.

TREATMENT.—Sometimes there is great relaxation of the lid; then we must gently bring it to its natural position, and apply a coating of collodion on the lid, or we may attach a piece of adhesive plaster to the lid, draw it down, and fasten on the cheek; should this not succeed a solu-

tion of tannic acid applied over the lid, as directed for the collodion, is best. At the same time remove any local inflammation by the application of remedies mentioned under the head of Conjunctivitis.

ENTERITIS.

This is an inflammation of the small intestines, and varies in its intensity. With active treatment resolution is soon effected. We are at a loss to determine in enteritis just where the inflammation is located, it may extend to all the coats of the bowels, or to only one. There is no mark, no manifest symptoms that enable us to say whether the duodenum jejunum, or illium are affected.

SYMPTOMS.—These closely resemble those of peritonitis. We have rigors, hot skin, increased temperature, small, wiry pulse, almost imperceptible, or hard and frequent, features pinched, great pain about the navel, aggravated by pressure or motion, anxiety, restlessness, dry skin, obstinate constipation, nausea, vomiting, delirium, and the patient lies in a position to relax the abdominal muscles. In addition to this, we have various other symptoms of inflammation.

TREATMENT.—This should be directed to equalize the circulation, and with this end in view I would prescribe;

R. Comp. tincture serpentaria.....2 oz.
Tincture aconite fol.....1 dr.

Mix.

Dose, half a teaspoonful every two hours, to relieve pain we would give gelseminum, $\frac{1}{2}$ grain every three hours until relieved. Over the bowels we would advise the application of warm poultices of slippery elm, or linseed—change as often as cold. This is one of the best means of restoring the vital powers to the intestines. After the urgent symptoms have passed we would give—

R. Tincture cinchona comp 4 oz.
Tincture nux. vomica..... $\frac{1}{2}$ oz.
Tincture hydrastia c.....1 oz.
Tincture sanguinaria..... $\frac{1}{2}$ oz.

Mix. Dose, forty drops in sugar and water every four hours.

As a drink give sweet milk three parts, lime water one. Mix, and take as freely as the thirst demands. Establish convalescence on a good tonic, keep the patient quiet, and for several days confined to bed.

ENURESIS.

This is incontinence, or inability to hold the urine, either passing involuntarily, or compelling the patient to void it every few minutes. It is of the greatest importance to have a rational treatment for this trouble, as we can thereby prevent much trouble that would otherwise ensue if long neglected. For children, especially, it is often best to have remedial agents.

TREATMENT.—Give tincture belladonna, five to twenty drops, according to age of the child, five drops for child under three years, ten for those under ten, and fifteen for those up to fifteen years of age. Give this three times a day; and, in connection, say two hours apart, give fifteen to twenty drops tinct. iron. This will soon make a permanent cure in children.

For incontinence from paralysis, give—

R. Sulphate quinia.....	} Each 3 gr.
Iron.....	
Extract belladonna	4 gr.
Extract nux vomica.....	8 gr.

Make thirty pills, and give one every four hours. Give, half hour before each meal, one teaspoonful of the hypophosphites soda, lime, and iron.

In incontinence from debility, we would recommend cold shower-bath (salt-water), with the tonic bitters.

The following prescription is also excellent :

R. Tinct. cinchona comp..	8 oz.
Acid phosphoric dil.....	2 oz.
Syrup simplex.....	6 oz.

Mix. Dose, one teaspoonful before each meal.

In cases arising from old age, iron—the muriate tincture—is our main remedy.

In all cases, we must direct our treatment to restore the functions, and, to this end, bitter tonics, such as mentioned under that head, with a strengthening plaster to the back, over the region of the kidneys.

Give the salt-water baths under all circumstances, warm or cold, though I prefer cold. A good, nutritious diet, sleep on a mattress, avoid all causes of irritation, and a cure will be very readily effected. The urine should be voided regularly as the bladder fills. The practice of holding the urine for half a day is injurious, indeed, and should never be done under any circumstances.

ECTROPION.

This is an *eversion* of the eyelids—that is, a drawing away of the lids from the eyeballs, the conjunctival surface turned outward, and the edge, or lashes, displaced, sometimes caused by a scar from a burn, or other injury to the lids, and sometimes as a result of paralysis. In ectropion, the eyeball being deprived of its natural protection, is exposed to constant irritation, and a state of chronic inflammation of the conjunctival results, weakening the eye, and liable to run into ulceration, and, may be, a destruction of the lachrymal duct. Then the tears pass over the cheek.

TREATMENT—In recent cases, this is simple, and consists in applying—

R. Collodion.....1 oz.

Tannic acid..... 3 grs.

Mix, and apply to the lid with a camel's hair pencil.

This is the only effectual remedy in ectropion. We may use such local applications as are best calculated to subdue inflammation. Sometimes an operation is necessary. This, of course, requires some one who understands the use of instruments for the purpose.

ELECTRICITY.

A valuable remedial agency in a large class of diseases. Nearly all the failures, or unsatisfactory results, of electricity, are due to its being improperly used.

Whenever, and wherever, applied, the positive pole should be applied, either to the spine, or to the origin of the nerve to be affected.

Electricity is a stimulant to the nervous system ; a stimulant to the most minute portion, and the most delicate nerve structure, and to the sheath of the nerve, promotes absorption, and effects it much quicker than any other means.

It also possesses the power of causing contraction of muscular fibre, and is valuable where the contractile power of the muscular system is lost or weakened ; good in progressive atrophy of muscles, and fatty degeneration.

ENTOZOÆ.

The parasitic animals that inhabit the human body are very numerous, upwards of thirty forms having been discovered, and described by some writer. We shall not attempt to enumerate all of them, as we rarely meet with but three varieties.

1. *Ascaries, Vermicularis, or Ascarides.* This is the most common variety—white, and thread-like, in appearance, slender, and from one-quarter to one-half inches in length. They possess great contractile power, and, when touched, draw up just one-half. They are located, usually, in the large intestines and near the rectum, but are sometimes found in the stomach.

2. *Limbricoids.* This is the large red worm, very closely resembling the earth-worm. They are red, and about the size of a goose-quill. Yellow, transparent belly, and are from four to eighteen inches in length. They inhabit, by preference, the small intestines, but are, occasionally, found in the colon and rectum—sometimes discharged in masses—being in balls, etc.

3. *Tænia*, or Tape Worm. This is a long worm, formed of flat articulations, or joints, connected by a membranous border; each link is possessed of independent vitality, and capable of becoming a distinct worm. The armed tape worm is found exclusively in the human subject, and it is difficult to expel, as it is armed with two small fangs, which enable it to hold on with great tenacity to the mucous membrane of the intestines. It is usually expelled in joints, which very much resemble gourd-seed.

SYMPTOMS OF ASCARIDES.—Irritation and intolerable itching, pricking pain, and swelling of the extremity of the rectum; occasionally, they produce inflammation of the rectum, and discharges of blood with tenesmus.

SYMPTOMS OF LIMBRICIDS.—Pricking and intolerable pain in the region of the naval; colic, rumbling noise in the abdomen, occasioned by the worms irritating the mucous membrane with the sharp, cutting part of its head.

SYMPTOMS OF TÆNIA.—A feeling of something alive in the bowels, sense of weight, biting in the stomach, abdomen swollen, subsides at intervals, livid complexion, vertigo, dilated pupils, voracious appetite, vomiting, convulsive twitching of the whole body, small portions of the worm—gourd seed-like—pass with the *scæces*.

The *general symptoms* of all cases of worms, are variable, but the following are nearly always present: Appetite capricious, belching, pain in the stomach, gnashing of teeth, fetid breath, picking at the nose, hardness of the abdomen, griping pains about the naval, short dry cough, general emaciation, heat and itching under the arms, irregular pulse and, convulsions.

TREATMENT.—No better remedial agent, adapted to all varieties of worms, can be administered than the oil of turpentine, followed by a cathartic of podophyllin. Give, say, ten to thirty drops of the turpentine on sugar, three mornings. Then give, at night, one half grain of podophyllin, with sugar of milk. If this fails, give the worm

syrup, composed of spigelia and sena, (pink root and sena.)

In tape-worm, give—

- R. Oil pumpkin seed1 dr.
 Oil male fern..... .1 dr.
 Oil turpentine.....1 dr.

Mix. Dose, thirty drops three times a day, and at night, give a cathartic of podophyllin and santonine, equal parts. In removing ascarides, give enemata of table salt, podophyllin dissolved in lime, and camphor water.

Follow up the treatment for some time, until all the worms are expelled ; then, follow with the bitter tonics, or anything that strengthens the stomach, all saccharine substances, sugar, candy, syrup, etc., should be strictly forbidden.

EPILEPSY.

That my readers may fully appreciate this subject, I propose to mention the various causes that give rise to spasmodic action. Irritation, conveyed to the nerve centre, may be reflected in four different directions :

1st. Upon a muscular nerve, causing contraction of a muscle, or muscles.

2d. Upon a nerve of sensation, giving rise to neuralgia, or nerve ache.

3d. Upon a vaso-motor nerve, causing contraction of blood vessels.

4th. Upon a tissue nerve, producing secretions, or an alteration of nutrition.

Under the first head, we may class such irritations as the vomiting of pregnancy, convulsions from teething, cough, the result of gastric irritation.

Under the second head, we have irritation reflected on a nerve of sensation, as neuralgia from a wound, after it is healed ; also, from stricture, carious teeth and headache, from irritation of the stomach, etc.

Under the third head, we may class epilepsy—irritation reflected upon a vaso-motor nerve, causing contraction of

the blood vessel supplied by it. Also, the excitation of the motor nerves of a gland, in a state of activity, will cut off the supply of blood, and check its secretions

The nerve centres are merely glands, elaborating nerve force from the blood. The nerves being but a ramification of, or tributary to, carry it to its destination, any cessation of the nervous activity may be produced by contraction of the blood vessels by reflex action. From this cause arises loss of consciousness, paralysis, numbness, etc. Sudden contraction of the arteries of the brain, by whatever irritation reflected, is the starting point of an epileptic fit. As a proof of this, we have a sudden palor of the face as the patient falls. The irritation, falling upon the laryngeal, cervical, and respiratory muscles, bring them into a state of tonic contraction, impeding the arterialization of the blood; hence arises the purple hue that succeeds the palor of the face, and the general convulsion throughout the frame. In a slight fit without convulsion, the cerebral artery alone feels the irritation. A less degree of contraction will give rise to vertigo.

The characteristic of an epileptic fit is a sudden loss of consciousness and sensibility, with convulsions, lasting a few seconds, followed by spasms of involuntary muscles. This is succeeded by exhaustion. The fits are apt to occur at regular intervals.

The symptoms of epilepsy are numerous and variable. Sometimes we have well-marked, premonitory symptoms, such as headache, giddiness, ringing in the ears, etc. Again, we have a pricking sensation, and drawing in of the thumbs to the palms of the hands, a sensation of fulness in the head. But often, in fact in many of the cases, we have no warning at all. A sudden, deathly palor, a shriek, and the patient falls, senseless, and violently convulsed. These convulsive movements frequently continue for some time, often more on one side than the other. The face and eyes distended, the tongue often bitten, difficult breathing,

the skin cold and clammy, and, perhaps, involuntary passage of urine; vomiting, breathing labored, and almost suspended, pulse weak and irregular.

After the attack the patient sleeps soundly, and for a day or two remains languid, with headache, etc. The average duration is from two to five minutes, but may last two or three hours. It may occur at any age, but is most common in the young.

Predisposing causes, hereditary taint, strumous or scrofulous diathesis, the marriage of persons who are incompatible by temperament, or consanguinity. We have two distinct forms—*ideopathic* and *symptomatic*.

Under the ideopathic form we class various affections of the brain, and defects in the nervous organization, lesion of the meninges, etc.

Under the symptomatic form, we class those cases that arise as symptoms of some other disease, as irritation from indigestible matter in the stomach, worms, or any irritation reflected from an irritable brain. Derangement of the circulation, stimulation, excessive hemorrhages, suppression of menses, wrong modes of living, sometimes on scrofulous subjects the suppression of an eruption will produce it, venereal excesses, masturbation, pregnancy, fistula, etc., are the causes, but they all operate by a kind of reflex action, by which the irritation is conveyed to the medulla oblongata, or nerve centre, and produces the symptomatic variety. I have not space to enter into all the train of symptoms, and causes, of this disease.

I have made the treatment of epilepsy a specialty for years past, and I must confess that my expectations have been realized in but few cases of ideopathic epilepsy, as this class of cases are often incurable.

In the sympathetic or symptomatic, I am almost universally successful, when my treatment is persevered with. We must remove all exciting causes, and even then we must so strengthen the nerve centres, as to prevent a periodical return of them.

TREATMENT.—Among the many remedies in epilepsy, bromide of potass. has stood high with all classes of physicians, but while it may give rest, temporary relief, there is no certainty about it. One of the best remedies is :

R. Hydrocyanate of ferri...90 gs.
Valerianate of ammonia.....90 gs.

Mix, and make thirty pills. Dose, one pill three times a day.

Give also—

R. Tinct. belladonna..... 1 oz.
Fluid ext. cimicifuga..... 1 oz.

Mix. Dose, twenty drops after each meal, and at night give fluid ext. scullcap, twenty drops, just before retiring. Keep the bowels regular with the podophyllin or eclectic pill.

The above course will arrest any ordinary case of epilepsy. When it has some primary or exciting cause, that must be removed. Drunkenness, scrofula, wine, etc., etc., sometimes cause it, as also excessive and solitary vices; all of these are to be removed, and under the above course improvement is rapid.

EPISTAXIS.

Bleeding from the nose is often troublesome, and even alarming. It may arise from a variety of causes—blows, plethora, great physical exertion—and may occur as a symptom of various diseases, as apoplexy, heart disease, liver degeneration, scurvy, puerpura, etc.

TREATMENT.—For the purpose of arresting the bleeding, the erect position, removing the neck tie, hold both arms above the head, cold cloths to the back of the neck, snuff powdered bay-berry up the nostrils. This will usually stop the hemorrhage at once. If it has continued until the general health is effected, we would recommend tonics. The mineral acids, nitro muriatic, dil., twenty drops in water half an hour before meals, with tonic bitters half hour

after. This will usually suffice to stop and prevent a return of the trouble.

EPULUS.

Nothing is so effectual in removing excrescences from the gums as nitric acid. Apply to the excrescence daily, using a wash of bay-berry or witch-hazel after each application.

ERUPTIVE FEVERS.

Fever is looked upon by other schools of practice in a different light from that of the American practice. We look upon it not so much in the light of an enemy to our patient, but an evidence of nature striving to rid the system of some miasmatic or other poison. The extent, or intensity, of the fever, as also its type, depend upon the amount of poison taken up by the system, and this depends, in turn, upon the condition of the patient. Idiopathic fever is a primary poisoning or impregnation of the blood and nervous system with the miasma.

Symptomatic or surgical fever depends upon local lesion or injury.

Under the term idiopathic fevers it is customary to class all malarial fevers, typhoid, typhus, yellow, and eruptive fevers.

There are continued fevers which throw out, in addition to the other train of symptoms of fever, eruptions on the skin, varying according to intensity, etc., small-pox, measles, and scarlatina are the main fevers of this class.

While they bear a strong resemblance to some diseases of the skin, yet there are unmistakable evidences of their being the result of, or due to the inhaling of miasma, which being taken up by the lungs, produces the peculiar type, consequently we are correct in classifying them as fevers.

These fevers have a common character, a certain period of incubation—that is, a certain length of time from expo-

sure to, or inhaling, the poisons which give rise to the fever, before it makes its outward or visible appearance.

As before remarked, the fever is always of an inflammatory or continued type, runs a definite course, and attended by an eruption which runs through a series of changes, and affects the individual not more than once in a life-time.

They arise, in all cases, from a specific contagion, and can neither be stayed or cut short, but the symptoms can be mitigated, abridged and mollified, by a strict attendance to certain rules, and good nursing.

SMALL-POX.—Variola, a continued eruptive fever due to contagion or absorption of a specific poison. We have several grades or types varying in intensity according to the amount of poison absorbed, and the vital powers of the patient.

VARICELLA, or chicken pox, this is a trifling infectious form, and confined mostly to children.

Chicken pox runs through all its phases and changes in, from six to eight days, but may, where there is low vitality, run through the regular small-pox course.

SYMPTOMS.—It commences with slight fever; soon, pimples, or eruptions, make their appearance, and, on the second day, assume a transparent form, the vesicles being surrounded by slight redness; usually comes on shoulders and back, extends to scalp, and lightly upon the face.

The fourth day, we have small scabs, which soon disappear, and, throughout, we have very little constitutional disturbance; but little fever. It never occurs in some individuals a second time, and not liable to small-pox afterwards, though not positively certain on this point. It has about five days' incubation.

TREATMENT.—The following is all that is necessary:

R. Tinct. aconite fol..... $\frac{1}{2}$ oz.
 Fluid ext. asclepias..... $\frac{1}{2}$ oz.

Dose, twenty drops in water, every four hours; bathe the whole person with alkaline bath, and, during convalescence, give the tonic bitters.

Small Pox.

Before proceeding to consider this disease, I will remark it has four distinct stages :

First, incubation—twelve days from time of contact, or taking in of poison, before the second, or primary stage, which is a continual fever for three days. Third stage—eruptions appearing on the eve of the fourth day, scabbing on the ninth, or tenth, and falling of the scabs on fourteenth, and, fourth stage, secondary fever.

SYMPTOMS.—The period of incubation is succeeded by the primary fever, which is ushered in by lassitude, headache, fever, persistent vomiting, pain in the back and loins, and calves of the legs ; stupor, mental depression, rigors, heat of the skin, with pulse, up to 130 ; temperature under the arm, 100° Fahr ; tongue covered with a brown fur, urine scanty, a gritty feeling of the skin.

These symptoms last three days, and, on the fourth day, we have an eruption of pimples, which, within a week, inflame and suppurate, and, in most cases, we have a similar affection of the mucous membrane of the nose, mouth, and throat ; swelling and inflammation of the adjacent tissues. When the vomiting is persistent, the pain in back, loins, etc., are aggravated, and we have severe, nervous irritation—these are the premonitory symptoms of a severe attack.

On third day, as the earliest, we have some signs of the pimples on the neck and wrists ; the next day, we find them more prominent, and extended to the trunk and lower extremities.

A gritty feel to the touch is observed about the fourth day. The pimples ripen with pustules, suppuration being completed by the ninth day, they break and form scabs, or crusts, and in four or five days these scabs drop off.

From infection to appearance of fever, the patient may enjoy perfect health (12 days.)

If small-pox virus is introduced under the skin, the period

of incubation is reduced to seven days, and the case is mild; this is what is termed inoculation, and is both illegal and contrary to the rules of medical jurisprudence.

The severity of the disease depends upon the extent of the eruption, and this is an index to the amount of poison absorbed.

If the pustules are few in number, they remain distinct and separate, but when numerous, they run together, coalesce, and becoming united, lose their circular form, hence we have a natural division of the disease into two forms—distinct and confluent. As would naturally be inferred, distinct small-pox is comparatively mild, and attended with but little danger, while the confluent is a formidable disease, and is always attended with danger.

The eruption on the face is usually confluent, but this may be, and still have no more than the distinct form on other parts of the person. Where there is a general coalescing, we have the confluent type, in this type we have symptoms of malignancy and putrefaction, which make it a dangerous disease indeed.

The grand point of difference between the two forms of disease is that while in the distinct, the symptoms are mild, in the confluent, they are always severe, and the eruption appears earlier, the eye-lids swell more, the gland is affected, salivation, general swelling of the whole person, the mucous membranes become involved, the nose, mouth, throat become the seat of the eruption, and the tongue, palate, and whole mouth covered with vesicles. At the same time, we may have a complication of diseases, as erysepilas, phlebitis, pneumonia, ulceration of the eye, pleurisy, suppuration of the ear, &c. Even the secondary fever, slight in the distinct, is extremely severe and dangerous in the confluent. It generally appears about the seventh day of the disease, or eighth of the eruption, and occasionally reaction never takes place, and death is the result. No contagion is so powerful, so intense and active

as that of small-pox. It is capable of infecting from the beginning to the end of the case, and even the clothing, or articles handled or kept in the room where the disease is, may communicate it to those with whom it comes in contact. One attack however, exhausts the susceptibility of the system to take on the disease, and we never have known a case of secondary appearance of small-pox.

PROGNOSIS.—It is seldom fatal to young, healthy persons, but extremely dangerous to infants, and those of a strumous diathesis.

The more it partakes of a confluent variety, the greater the danger; also, when the eruption is most abundant the danger is greater, as the eruption is an index of the blood poisoning. Between the seventh and eleventh day is most critical; when delirium and a suppression of the secretions take place, the condition of the patient is most critical, indeed.

TREATMENT.—Fever here is a natural effort to rid the system of the poison. Now, if we can get a treatment—a medicine that will aid nature, we shall have accomplished something. To this end I would give:

R. Comp. tinct. serpentaria.....	1 oz.
Tinct. aconite fol.....	$\frac{1}{2}$ oz.
Tinct. belladonna.....	$\frac{1}{2}$ oz.

Dose, fifteen drops in water every three hours.

As a laxative the syrup rhubarb and potass. is our best. Keep up the vital powers by gentle stimulants; supply the patient with milk punch, beef tea and milk. Watch every tendency to complication; use no depleting medicines.

Patients should be kept in a well ventilated room, without carpets, or curtains; change the clothing daily, bathe with soda and water. We would give the beef tea, arrow-root, gruel of oat meal, ripe fruit, etc.

The pitcher plant has acquired quite a notoriety as a remedy in small pox, and is well worth a trial; give, say, one drachm of the fluid extract every three hours and the

disease will be aborted, and in twenty-four to forty-eight hours will disappear. The cimicifuga or black cohosh is one among the best remedies; give, say, twenty to forty drops in water, three or four times a day. Should diarrhœa appear, give tinct. gelseminum—thirty drops every two hours; support the patient's strength with beef tea, soup, cream, eggs, (raw); alcoholic stimulants are good to prevent too great depression.

To prevent pitting, smear the face with olive oil or camphor and glycerine, and cover with oiled silk. If deep ulceration takes place, we would use a dressing of black salve, and treat as other cases of ulcers.

Measles.

Rubeola—continued infectious fever, preceded by sneezing, watery eyes, dripping of the nose, complete catarrh. The conjunctiva schneiderin membrane is inflamed, giving the eyes a weak, red, swollen appearance. These symptoms are accompanied with a crimson rash, and are often attended with, or followed by, inflammation of the mucous membrane of the throat and organs of respiration.

SYMPTOMS.—We have a period of incubation of from seven to fourteen days, that is, that time elapses from exposure until the prominent symptoms appear, which commence with lassitude, shivering, swelling of the eye-lids, watery appearance of the eyes, intolerance of light, sneezing, dry cough, hoarseness, drowsiness and impediment to breathing; pulse frequent, hard and rapid.

The eruption makes its appearance at the end of the third day, never earlier, but often later. The eruption bears a strong resemblance to flea-bites—circular dots—which eventually unite and form spots or blotches of a dingy hue, slightly raised and red; first appears on the forehead and face, gradually extending to the whole body; it begins to fade or disappear as it commenced. It is wanting in many of the distinguishing marks of scarlatina, which will be noticed hereafter.

Diarrhœa often sets in on the rash declining, and if not too severe, has a salutary influence. The fever does not entirely subside on the disappearance of the eruption, neither is the eruption any criterion of the severity of the case.

Measles are contagious from the beginning until the fever has entirely disappeared. We sometimes have pulmonary complication. Laryngeal inflammation, severe inflammation of the bronchial tubes, etc., with inflammation of the kidneys, and sometimes acute consumption.

TREATMENT.—Confine the patient to a warm airy apartment, enjoining perfect rest in bed, thorough hygiene, have the body sponged well two or three times a day with lime water or soda, and water warm, or you may use, if more convenient, warm vinegar and water, half of each. If the fever runs high, give—

R Fluid ext. gelseminum.....2 dr.
Tinct. aconite fol..... .6 dr.

Dose, 20 drops every four hours till the pulse is down. If this is not convenient, and the case is mild, give freely of a tea of the butterfly root. Give composition tea, or comp. tinct. of serpentaria, to keep the eruption out.

Let the diet be light and nutritious; milk, beef tea, drinks of slippery-elm water, or mucilage gum arabic. If the cough is troublesome give—

R Cimicifuga..... $\frac{1}{2}$ oz.
Prunis virg..... $\frac{1}{2}$ oz.
Paregoric.....1 oz.
Syrup simplex.....2 oz.

Dose, one teaspoonful every three hours.

Establish convalescence on the bitter tonic in brandy, give a nutritious diet, and avoid exposure to cold, rain, etc.

Patients recovering from measles are extremely prone to relapse, and the best of care should be taken for two or three weeks at least.

Scarlatina Anjinosa.

In this variety all the symptoms are more violent, headache, delirium, heat of skin; more marked prostration, stiffness of the neck greater; in fact it is an aggravation of all the symptoms, and, in strumous or scrofulous subjects, it assumes a still more aggravated form, and is attended with an acrid discharge from the nostrils.

Scarlatina Maligna.

In this variety we have a malignant type of fever, typhoid form, terrible prostration, great disturbance of the brain or mental faculties, low, muttering delirium, sordes on teeth, fetid breath.

The cervical glands (glands of the neck) are affected. Only patients of strong vital powers ever recover from this variety of the disease. It usually terminates fatally about the third day after assuming the malignant form.

Those who suffer from scarlet fever are very liable to other diseases as a sequel. They are liable to many forms of disease depending on impaired nervous systems, and imperfect elaboration of the blood, being scrofula in all its forms, kidney affections, dropsy, disease of the scalp, rheumatism, inflammation of the covering of the heart, vaginitis, etc.

Scarlet fever is often hard to distinguish from measles, by the inexperienced, but there are certain, well-marked symptoms in scarlet fever, that are not present in measles, roseola, etc. First, the eruption makes its appearance about the second day in scarlet fever, while it seldom appears before the fifth day in measles. In scarlet fever, the eruption makes its appearance as a small rash, that soon runs together in patches. In measles, it appears in small, circular dots, like flea-bites, that cluster together. The rash, in measles, is not near so red as that in scarlet fever.

In measles there is always a species of catarrh; in fact, the disease is often thought to be an ordinary cold, until the eruption appears.

SYMPTOMS.—Chilly sensation, or shivering, succeeded by fever, quick pulse, headache, nausea, or vomiting, a slight soreness of the throat. In about two days, or forty-eight hours from the first appearance of these symptoms, the eruption makes its appearance, first on the face and neck, but soon extending to the whole body and extremities. The eruption consists of fine, red pimples, which appear to run together. As soon as the eruption makes its appearance, the urgent symptoms subside, the nausea, headache, etc., disappear, and, with proper care, the patient is soon on foot.

While I advocate plenty of air, care must be taken to prevent taking cold, as, in this case, you may develop a more malignant type of the disease.

There are three or four varieties of scarlet fever, but they are generally due to bad management of a simple case.

TREATMENT.—If vomiting is troublesome, give an emetic of lobelia, and then give a few drops of fluid extract of Virginia snake root, or, instead of the extract, a tea of the root.

When the eruption has made its appearance, give a tea of the root of butterfly weed, or pleurisy root, a teaspoonful every two hours, until a free action is established upon the skin. Keep the bowels open with the cathartic pills, the formula of which is given in the last part of this volume. Let the diet be light but nutritious. Keep the patient out of rain or damp.

Should the throat be very sore, give a few drops tincture cayene pepper, made into a pill with bread crumbs. This is all that is required in mild cases.

Where it assumes a malignant type the aid of a physician should be sought without delay, but never allow your patient to be dosed with calomel, as it is extremely hazardous in this disease.

As a preventive of scarlet fever, belladonna is our best

remedy; from three to four drops, administered three times a day, will prevent this disease from spreading, even in the same family; and in the early stage of the disease, will generally cut it short. It is worth a trial in every case, and I have seldom known it to fail.

Scarlet fever, like measles, is very contagious, and there is no other medicine that will prevent its spreading like belladonna. Give it until it affects the pupil of the eye; its effects will soon disappear when the medicine is discontinued.

The treatment laid down above will suffice for most cases of simple scarlet fever, but in scarlatina anginosa give comp. tinct. of serpentaria, fifteen drops, with one grain carbonate ammonia, every two hours. Bathe the whole body with warm alkaline baths. Keep the pulse down with aconite and asclepias :

R. Tinct. aconite fol..... 1 oz.
Fluid ext. asclepias..... 1 oz.

Mix. Dose, twenty drops every two hours. Give beef tea, raw eggs, with port wine, cream, etc. In malignant forms we proceed about the same, except diffusible stimulants—brandy and milk, or capsicum and port wine. The following is good :

R. Tinct. capsicum..... $\frac{1}{2}$ oz.
Port wine..... $\frac{1}{2}$ pt.

Dose, one teaspoonful every two hours.

If the bowels are troublesome give geran. mac. as a tea or fluid extract :

R. Geranium mac..... 1 dr.
Sweet milk, boiled..... 1 pt.

Dose, one wine glass every hour until the bowels are checked. Should dropsy follow scarlet fever give the treatment laid down under that head, and establish convalescence on the hypophosphite of soda, lime and iron.

Erysipelas.

Caused by a peculiar miasmatic poison generated in the system from some abnormal condition—specific poison, and may prove endemic from over-crowding, want of ventilation and sanitary measures. Once generated, it is both infectious and contagious.

The peculiar poison to whatsoever it may be due, or in whichever class we may place it, germinates animalculi or fungi; it has the power of contaminating the blood, and destroying one of the important principles of the blood, hematine, hence the absence of iron in the blood.

After the imbibation or inoculation of the disease, there is a period of incubation as in other skin diseases, varying from three to seven days. During this time we have all the symptoms of absorption of poison, such as pain in the head, back, limbs, chilliness, rigors, sore throat, general constitutional disturbance of the whole system; arrested secretions of skin and kidneys, liver, tongue, brain, nausea, vomiting, constipation in some cases, and diarrhœa in others. If it appears on the face we have more or less mental disturbance.

SYMPTOMS—Local development is in the form of a peculiar inflammation of the skin, or sub-cutaneous areola tissues. The redness is livid, or appears on pressure diffused, wide-spreading, hot, burning, swollen, and tingling pain in the afflicted part. Any part of the surface is liable to be attacked, but the most common seat is the face, and is usually termed idiopathic. If it appears as the result of a wound, bruise, or scratch, it is called traumatic erysipelas. The great danger is the tendency of the inflammation to extend to the brain or throat, or direct giving way of vital power. The two poisons, erysipelas and puerperal fever, seem to be identical.

TREATMENT.—Begin with an active cathartic. The following is good—

R. Leptandrin.....6 gr.
Podophyllin.....3 gr.

Mix, and divide into three doses. Give one every four hours with cream of tartar, say, one teaspoonful stirred up in water.

When this has operated give—

R. Fluid extract serpentaria..... $\frac{1}{2}$ oz.
Tincture aconite fol..... $\frac{1}{2}$ oz.
Fluid extract asclepias $\frac{1}{2}$ oz.

Mix.

Dose, twenty drops every three hours.

When you have controlled the fever give—

R. Muriate tincture iron.....1 oz.
Sulphate quini.....30 gr.

Mix, and give forty drops three times a day.

Confine patient to bed in a well-ventilated room, give light diet, milk, eggs, cream, beef essence. If there is a giving way of vital power give—

R. Fluid ext. xanthox..... $\frac{1}{2}$.
Brandy..... $\frac{1}{2}$.

Dose, 20 drops three or four times a day.

Locally I have found nothing superior to :

R. Tinct. belladonna.....1 oz.
Glycerine.....1 oz.
Aqua camphor.....1 oz.

Mix, and keep constantly applied to the affected parts, or instead give :

R. Sulphate soda10 grs.
Water.....5 ozs,

Keep constantly applied to the affected part. Erysipelas inflammation sometimes assumes a chronic form, and requires active constitutional measures to overcome it.

I have treated many such cases with entire success, putting them on alteratives, with iron in alternation, and such local applications as the case demands.

EUSTACHIAN TUBE.

May become permanently obstructed, and by pressure of the air produce a thickening of the membrane of the ear, which may lead to incurable deafness. In this case we should put the patient upon an alterative course :

R. Compound syrup frostwort.....1 pt.

Iodide potass.....6 dr.

Dose, one teaspoonful before each meal. Apply a spray of tinct. iodine diluted, and used with atomizer into the ear.

FATTY DEGENERATION.

Peculiar to old age, intemperance, inactivity, cessation of functions. A condition peculiar to muscular fibre from inactivity and disease, a process of decay and death from some defect in equal nutrition.

There is really no remedy, only to abstain from saccharine or sweet articles of diet, using such as do not tend to make fat.

FISTULA IN ANO.

This trouble arises from a variety of causes. The presence of foreign bodies in the rectum, causing inflammation, ulceration, and perforation. It is sometimes a symptom of the strumous or scrofulous diathesis, and may originate in a deposit of tubercular matter on a fold of the lower bowels, finally softening and producing ulceration, like we have in tubercular deposit in the lungs. We often have fistula in connection with tubercular consumption. We have several forms of fistula. Complete, when it passes from the inside of the bowels and opens externally, permitting the passage of fœcal discharge through the opening. Blind, when the mucous membrane of the bowels closes after having been perforated, or ulcerated.

The external opening, often small and difficult to find, generally near the anus, but sometimes one or two inches distant.

Complete fistula is most annoying on account of the wind, and the contents of the intestines passing along its tracks, causing irritation, painful, spasmodic contraction of the muscles. There is an utter incapability of the fistula to heal of itself or disappear, when once formed. The internal surface is lined with a false membrane, capable of secreting. Thus keeping up the discharge.

CAUSES.—Constipation, excessive and long continued, by distending the rectum and permitting lumps of hardened fœces to burrow in the folds of the bowels, excite inflammation, ulceration, and lead to perforation.

TREATMENT.—Among the old school practitioners we have none, I believe, who admit the possibility of a cure without the knife; happily for those who are afflicted with fistula the American Practice offers a more rational, safe, and effective treatment. We should never attempt to cure fistula, until the general system is prepared for it. First, then, we would improve the general health by a good alterative and tonic course.

R. Tinct. cinchona comp. 8 oz.
 Acid phosphic. dil 2 oz.
 Syrup simplex q. s.

Mix. Dose, one teaspoonful before each meal.

R. Tinct. nux vomica 1 oz.
 Tinct sanguinaria ½ oz.
 Fluid ext. alnus ½ oz.

Mix. Dose, 20 drops in water after each meal. Inject up the rectum three times a day.

R. Permanganate potass 32 grs.
 Aqua pura 16 oz.

Dissolve, and use two ounces at a time.

Having carried out this treatment for a month or two, we would proceed to destroy the membrane, and heal the sinuses or fistula.

The destruction of the membrane is absolutely necessary before anything else can be accomplished, as the fistula can never adhere or heal until this is done. For

this purpose get a small syringe, the smallest you can obtain, and inject.

R. Zinci chloride.....40 grs.
Rose water.....10 oz.

Inject half an ounce three times a day up the fistulous opening. In a few days inflammation will set in, and we shall soon have the false membrane destroyed and the fistula healed. Keep the bowels soluble so as to prevent straining and too much pressure on the new formed parts until fully healed.

This treatment will be found all that is required in ordinary cases ; those of long standing, or complicated nature, will require professional advice. Never use the knife under any circumstances.

FRACTURE.

Simple fracture is where the bone is broken and no wound of muscles or flesh. *Compound*, where the bone is broken, the soft parts wounded and, in some cases, bone protruding. In the treatment of fractures the American practice has created a revolution. We must reduce the broken bone by extension and counter-extension, bringing the parts in contact, then keep them in proper position by appropriate splints, enjoining perfect rest. When the vital powers are at a healthy standard, the parts will be partially united in three weeks, and in six weeks the functions and use of limb may be resumed. This will be hastened by applying a lotion of—

R. Tinct. arnica..... 4 oz.
Camphor water..... 4 oz.

Keep constantly applied for a week. This will be all the local application that is needed in simple fracture, save the splints and bandage (or roller).

We may reduce a *compound* fracture to a simple one by perfect reduction of broken parts, perfect rest, and good nourishment, which is essential in every case. Apply in place of arnica lotion:

R. Carbolic acid..... 1 dr.
 Pure olive oil 4 dr.

Saturate lint, and apply to the wound.

With this, and keeping the pulse at 75 to 80, we will have union by first intention, and accomplish in three to four weeks what formerly required from six to eight weeks, and often three months. Light, nutritious diet and perfect rest, are essential to a rapid union and speedy cure.

FUNCTIONAL NERVE DISEASE.

Our great aim in treating disease should always be to assist the natural effort, or diminish the intensity and the natural reflex excitability of the centres.

Suppression of causes, of peripherical irritation. Under this head we may class the local application of narcotics, the application of ice, and the thorough destruction of a wound of a poisonous nature by caustic, potass. or actual cautery. We may be justified in resorting to caustic in poisonous wounds, the removal of decayed teeth in neuralgia, removal of tumors pressing upon certain nerves, in fact, anything which keeps up irritation, or causes irritability, as in epilepsy, tetanus, hysteria, and hydrophobia.

TREATMENT.—Our best remedies to diminish reflex action—belladonna, pulsatilla, scutillaria and bromide of potass—

R. Tincture belladonna..... $\frac{1}{2}$ oz.
 Tincture pulsatilla..... $\frac{1}{2}$ oz.
 Fluid extract scutillaria..... $\frac{1}{2}$ oz.

Mix.

Dose, thirty drops in one-fourth wine glass of water, three times a day.

R. Bromide potass..... 1 oz.
 Bromide ammonia..... 1 oz.
 Aqua pura..... 16 oz.

Dose, one teaspoonful in sweetened water before each meal. At night give—

R. Tincture calabar bean..... $\frac{1}{2}$ oz.
 Aqua..... 8 oz.

Dose, one teaspoonful at bedtime.

In hydrophobia and lock-jaw we would use electricity, applying the positive pole to the spine, and negative over the pit of the stomach. Sleep is an important consideration when the nerve centres are highly excited, and in these cases we shall find nothing better than the course indicated above.

GALACTORRHŒA.

This is a swelling of glands seldom met with, attended with irritating discharge, best treated by the following ointment :

R. Ointment of belladonna..... 1 oz.
 Iodide potass..... 3 dr.
 Muriate of ammonia..... 2 dr.
 Soft extract phytolacea 1 dr.

Mix, and spread on leather. Apply to the glands and use compression—with roller or bandage.

GALL STONES.

Solid concretions of bile, usually found in gall bladder, very rarely in substance of liver, and branches of hepatic ducts.

Globular or oval or pear-shaped when found in gall bladder ; irregular in shape, rough and rugged, of dark color when found in hepatic ducts ; gritty and sand-like if found in the excretory passage of liver. They are very light in proportion to their size—newly passed they sink in water, but after a few hours, and when dry, they float.

SYMPTOMS.—Gall stones obstructing the gall duct, give rise to the most excruciating pain, coming on in paroxysms, and a dull, uneasy sensation in liver. In the interval we have bilious vomiting, and the pain becomes so intense that the patient bends himself double, pressing the hand firmly against the pit of the stomach, pain increasing

in intensity until the stone escapes into the duodenum, and then it stops as sudden as [it made its appearance. If the passage is slow the patient may suffer from prostration, and have periodic rigors. These calculi, may exist without producing any morbid change; may set up a degree of inflammation, with pain about the pit of the stomach, pain in right shoulder and hip, with loss of appetite, indigestion and constipation; the latter is always troublesome in these formations.

These stones when they enter the ducts, always give rise to biliary colic, great pain and tenderness under the shoulder, and the right side.

TREATMENT—In treating these symptoms we must relieve the pain; to this end, I have found nothing so good as—

R. Gelsemium.....1 gr.
Sugar of milk.....2 gr.

Give every two hours until relieved, one or two doses is usually sufficient. Another good form is—

R. Gelsemium.....1 gr.
Olive oil4 oz.

Give at a dose. This will relax and dilate the duct, and enable the stones to pass more rapidly, the oil also has the effect to dissolve the stone. If very persistent we would repeat the prescription every three hours, as the gelsemium does not show its constitutional effects on patients of this class. In the interval we would give—

R. Podophyllin.....1 gr.
Olive oil.....4 oz.

Give every second night, using alkaline drinks, and baths during the day. Sulphate of soda, say—

R. Sulphate of soda..... 20 gr.
with olive oil. Give—

R. Fluid extract nux vomica..... $\frac{1}{2}$ oz.
Fluid extract leptandrin virg..... $\frac{1}{2}$ oz.

Dose, fifteen drops three times a day in water. Use

vegetable diet, roast or boiled meat, avoiding all fat; exercise is advisable and necessary, as it aids the passage of bile through the natural channels.

GASTRALGIA.

This is a common symptom of dyspepsia, and is a partial inflammation of the mucous membrane of the stomach; when bad it gives rise to severe pain in the stomach, soon after meals.

To relieve this the following will be found effectual :

R. Sub-nitrate of bismuth.....3 scr.
 Extract nux vomica.....10 gr.
 Sulphate hydrastis.....2 scr.

Make twenty pills, and give one every three hours. Give the following half an hour before meals :

R. Nitro muriatic acid dil.....1 oz.
 Comp. tincture cinchona.....7 oz.

Give a teaspoonful in a wine-glass of water. Let the diet be light and nutritious.

GASTRITIS.

Inflammation of the mucous membrane of the stomach, reqlently the result of the introduction of irritating substances into the stomach, such as poison, caustic alkalies, arsenic, emetics and other irritants; readily recognized by burning, pricking, lancinating pain in stomach, nausea and vomiting, extreme soreness with pain on pressure, tenderness, constant desire for cold drinks, which are instantly vomited up. The tongue is generally red at tip and edges, covered in centre with white or yellowish fur.

Patient lies with limbs drawn up, as in this position the muscles of the abdomen are relaxed. We have great depression, prostration, constipation, and scanty, high colored urine; pulse small and wiry, intolerance of food or warm drinks.

Acute gastritis often proves fatal from exhaustion, consequent upon want of nutrition, etc.

TREATMENT.—The intense thirst is one of the most persistent symptoms, to allay this, keep a piece of ice in the mouth, and give one drop of tinct. veratrum veride every hour, or the following:

R. Tincture veratrum veride..... } a a
 Tinct. gelsemium sup..... } $\frac{1}{2}$ oz.

Dose, two drops every hour, in the smallest possible quantity of water; gum arabic, or slippery elm water, is best. Give an injection of cold beef tea three times a day. Apply a hot, moist, flax-seed poultice over the stomach, renewing at regular intervals. Sponge, with soda dissolved in water, every three hours. Rub well in over the stomach:

R. Sulphate morphia..... 10 grs.
 Glycerine..... 1 oz.

Continue this treatment until the irritation or inflammation is controlled; then establish convalescence on white of egg and milk, arrow root, etc. When the vomiting is persistent give, say, $\frac{1}{4}$ gr. sub. nitrate of bismuth. If there is delirium, or other urgent symptoms of nervous irritation, give belladonna and pulsatilla, equal parts of tincture of each, and give in 10 drop doses, in a tablespoonful of slippery elm tea.

Chronic gastritis is often a mild type and may terminate in thickening of the coat of the stomach, or in ulceration.

The symptoms of chronic gastritis are nearly the same as that of dyspepsia. We have tenderness at the pit of the stomach and in breast bone, pain and sickness after meals, general disturbance of the alimentary canal. Catarrh of the stomach is often a sequel of inflammation, and is indicated by indigestion, furred tongue, oppression at stomach, vomiting, giddiness and headache, cough. There is a species of gastric catarrh, in connection with whooping cough, in some cases, and with bronchitis, phthisis, and pulmonary emphysema, it is attended with excessive secretions and discharge of glarry mucus. In all these complications, we find more or less difficulty from the extreme irritable

condition of the stomach, preventing the free action of the medicine.

TREATMENT.—We must give :

R. Fluid ext. nux vomica.....	$\frac{1}{2}$ OZ.
Fluid ext. dioscorea.....	$\frac{1}{2}$ OZ.
Fluid ext. cinchona.....	$\frac{1}{2}$ OZ.

Dose, 25 drops in water, half hour after each meal. Give before meals $\frac{1}{4}$ gr. bismuth.

Inflammation of stomach, also, may lead to ulceration, and its train of evils.

Ulceration of stomach is usually seated at the posterior surface, or lesser curvature, or pyloric pouch, generally round or oval shaped. A fatal termination may result from hemorrhage, perforation, or exhaustion.

SYMPTOMS OF GASTRIC ULCER.—These are well marked, constant pain in pit of stomach, pain in the back, these pains are increased by food or exercise. We have sour eructation, nausea, vomiting, emaciation, pulsation, if a female, absence of menstruation.

If the ulcer heals, pain diminishes, and a complete recovery takes place.

Perforation often results, then the pain spreads all over the abdomen, with great anxiety, prostration, and death.

TREATMENT.—Give the patient perfect rest, give relief from pain by granules of India hemp. Nourish the patient by enemas of beef tea, or essence, and give one grain of permanganate of potass. in a glass of distilled water, three times a day, and in the interval say, 2 hours from the permanganate, give 1 gr. bromide ammonia in water. After using these one week, give bismuth $\frac{1}{2}$ grain every three hours, alternating with fluid ext. myrica, 1 drop three times a day.

GLANDERS.

This disease is well known in the horse, and sometimes hostlers or even those who drive or ride a horse with the disease, may contract it from the matter coming in contact with some scratch or abrasion of the skin.

SYMPTOMS.—Extreme lassitude, depression, debility, pain in head, back, calves of legs, dry, brown tongue, arrest of all the secretions. We sometimes have high degree of inflammation, and ulceration of the mucous membrane of the nose, and the whole glandular system becomes involved.

TREATMENT.—Apply the following to the wound immediately, or as soon as you have reason to expect contagion :

R. Carbolic acid..... 10 grs.
Glycerine..... $\frac{1}{2}$ dr.

And give internally :

R. Sulphite soda..... 3 gr.
Water 1 teaspoonful.

Give every three hours. Apply a strong solution over the affected limb. Keep up an action on the skin with the comp. tinct. serpentaria, but depend on sulphite of soda. It is the best and only reliable remedy known to the profession.

If the nostrils are affected before you see the patient, inject them with—

R. Carbolic acid..... $\frac{1}{2}$ oz.
Glycerine..... 10 oz.

and use the same to any ulcer or abscess that may have formed. Diet light, and the most nutritious that we can find.

GOUT.

Dependent upon an increase of lithic acid in the blood, this uniting with the lithic acid produce a combination known as lithate of soda ; this exudes into the cellular tissues, and constitutes a foreign deposit. It is often dependent upon some hereditary taint, may also be due to high living, want of exercise, use of acid. or agents that undergo acetous fermentation, as wines and alcoholic liquors ; excesses, irregularities, etc., are among the exciting causes. In all cases the defect is due to mal-assimilation of the food, so we have gastric, or intestinal degener-

ation, furred tongue, sour or bitter eructation are always present. This lithate of soda is often on the smaller joints, as the ball of the great toe, and, when neglected, the parts become swollen and very sensitive.

The parts around become swollen and numb or pricking, and the pain is always increased at night. This usually subsides in from seven to ten days, and leaves the patient with a debilitated and swollen limb.

TREATMENT.—One of the most important considerations is the regulation of the diet. It should be light; all alcoholic stimulants must be prohibited:

R. Wine of colchicum..... 1 oz.

Sulphate of quinaë.....20 grs.

Dose, half a teaspoonful three or four times a day.

Alternate with phosphate of ammonia dissolved in water. This treatment will soon cure the worst case of gout, with avoidance of all the local irritants in the way of ales, wines, etc. Live on a light nutritious diet. Salt water bathing is good, and should be applied two or three times a week; exercise in moderation, and you will find prompt relief.

HEAMATAMESIS.

Hemorrhage from the stomach is common because the stomach is lined with a membrane that furnishes large secretions, is very vascular, and bleeds from the slightest congestion.

Congestion may occur from a variety of causes, intemperance, suppression of accustomed discharges, menses, engorgement of liver, spleen, or pancreas, organic disease of heart, or liver, cancerous ulceration, injuries, and change in the blood. The blood vomited may be considerable; blood not frothy, of a dark color, and mixed with food. It must be treated according to its cause. Give perfect rest.

TREATMENT.—Apply cold over the stomach, abstain from eating. The special remedies according to the case. If from suppression of menses, give ergot and cotton root, or

ergot and cimicifuga, equal parts of the fluid extract, and give 40 drops three or four times a day. This may be determined by its appearing monthly, and absence of the monthly period, and absence of organic disease.

HÆMATURIA.

Hemorrhage from the mucous membrane of the urinary organs, kidneys, bladder, and urethra is generally caused by the passage of calculi, morbid blood poisoning, or local diseases of the urethra or bladder.

SYMPTOMS—The urine is generally smoky or of a black hue, port-wine color, albumen or matter mixed with it.

If the hemorrhage comes from the kidneys or ureters, we have great pain, more than in any other varieties, pain through the lumbar region. The blood also is mixed with the urine, giving it a uniformly red appearance. Where the hemorrhage is from the bladder it usually comes away in clots, or flocculi, and floats on the urine, accompanied with pain, a sense of fulness, and tenderness in the pubic region, with burning around the neck of the bladder; etc.

When from the urethra we have none of the before mentioned symptoms, the blood is passed without any mixture of urine, and without effort. Sometimes appears periodically, is more liable to attack the aged, and those of a gouty diathesis, plethoric and corpulent women about the final change of life; sometimes occurs in young children during dentition.

CAUSES.—The cause of hæmaturia, in addition to those mentioned, may be acrid stimulating diuretics as cantharides, oil of turpentine, scirrhus ulceration, vascular and fleshy tumors in the ureters, kidneys, etc.

PROGNOSIS.—Hæmaturia is usually easily controlled, and is only alarming when occurring, or in connection, with fever, etc.

When it arises from periodical sources it is not at all dangerous, but liable to return.

TREATMENT.—When hæmaturia arises from malignant

diseases, or stone, the best mode of treatment consists of rest in the recumbent position, cold applications to the loins and internally, gallic acid, or remedies that contain that agent. This acid may pass through the digestive organs and reach the kidneys unchanged, acting as an astringent upon mucous membranes or surfaces.

The following will be found excellent :

R. Fluid ext. gelsemium..... $\frac{1}{2}$ oz.
 Tr. aconite fol..... $\frac{1}{2}$ oz.

Dose, twenty drops every three hours. When we desire to arrest the hemorrhage at once, give : oil erigeron, twenty drops on white sugar, or tinct. of iron may be given in doses of thirty drops every three hours. Carbolic acid sometimes acts well, but for general use the gelsemium and aconite with oil of erigeron, will relieve immediately.

HÆMOPTYSIS.

Usually, a symptom of phthisis, and often appears suddenly, without any premonitory symptoms of the disease. In some cases the matter discharged from the throat is more or less tinged with blood, and when it occurs from the softening of a tubercle over a large vessel, there may be violent hemorrhage, symptomatic in organic disease of the heart, and may appear at regular intervals.

When it depends upon softening tubercular deposits, etc., the blood is coughed up in mouthfuls ; is light red in color, frothy and mixed with phlegm. Premonitory symptoms : We may have feeling of lassitude, pain under the breast-bone, stricture across the breast, etc.

TREATMENT.—Rest in recumbent position, avoid mental and physical excitement.

We shall find lycopin or gallic acid is good here, but above all remedial agents for relieving hemorrhage, no matter where it arises, none equals oil erigeron. No one should fail to have a vial in the house. It has the advantage over all others, from the fact that it has no tendency to

constipation. For an emergency, common table salt will stop the bleeding from the lungs.

HEMORRHAGE.

An escape of blood from any vessel in which it is, according to natural laws, contained, constitutes a hemorrhage.

We have various forms of hemorrhage. The two most plain divisions are traumatic and *spontaneous*. Traumatic hemorrhage is the result of direct injuries; where the vessel has been divided, our only safe remedy or means of treating it is by ligature (tying), or acupressure, torsion, or styptic. Ligature and acupressure, are the only remedies advisable in vessels of the greatest size, first and second order.

Torsion, or twisting, in vessels of ordinary capacity. Some styptics will also avert bleeding in this class.

Arterial hemorrhage may be readily distinguished by its appearing in jets, and being of a vermilion color. The jets appear as the heart pulsates, and no styptics will reach them, unless the artery is very small.

Spontaneous, or passive, hemorrhage depends upon causes dependent upon some constitutional defect, and is best controlled by styptics, iron, nitro-muriatic acid; but for this class of hemorrhage I am as partial to carbolic acid as I am to erigeron, in other cases. Give, say, two to five drops of Calvert's solution, and repeat as often as necessary to stop the flow.

GENERAL REMARKS.—Hemorrhages are sometimes sudden, severe and alarming, and a simple remedy, always at hand, is very desirable; consequently, every family should have some known and reliable remedy at hand. An investment of a few cents in this direction will save anxiety, and often save life. In many cases of profuse bleeding the application of cold water will arrest the blood, and, if an artery is severed or wounded, exhausting hemorrhage may be prevented by applying a handkerchief between the

heart and wound, and twisting until the flow is arrested, and you can summon assistance. Bleeding from the nose is, sometimes, really exhausting. A very simple means of stopping this is by introducing a fine sponge up the nostrils, allowing it to remain, say, half an hour.

HEMORRHOIDS.

Piles are met with in two different forms. Blind piles, where there is a well defined tumor, without bleeding. Piles, where the tumor may not be large, yet bleeding profusely.

Both forms, in their primary condition, are due to a varicose condition of the veins of the rectum, weakness and debility of the sphincter of the rectum, in connection with a species of congestion, which involves the whole digestive tract. Varicose condition may bring about this weak, or impaired condition of the muscles and vascular structure, surrounding the veins, subsequent relaxation and varicose condition of the vessels. Habitual constipation is one of the most common, exciting causes of hemorrhoids. Cough, intestinal irritation, hypocondria, neuralgia, dyspepsia, etc., are premonitory symptoms of hemorrhoids, and are directly traceable to constipation.

Drastic purgatives, horseback riding, protracted diarrhoea, continual sitting in one posture, worms, etc., all tend to produce congestion and hemorrhoidal tumors.

External tumors are troublesome, mainly from their bulk, but should they become inflamed or congested, we have backache, uterine irritation, and they have been known to produce lockjaw.

Internal tumors, or piles, are more troublesome, as they interfere with the passage of fœcal matter, and, sometimes, attain a very large, spongy, vascular growth.

We sometimes meet with them in the form of a pendulous tumor, like unto polypus in other parts.

The internal tumor invariably causes trouble, protruding during the action on the bowels, pressing upon the nerves,

and producing a sort of paralysis of that muscle, and, then, we have the tumor, all the time protruding, except when the patient is lying on the back.

The loss of blood is, often, considerable, and great uneasiness is felt about the rectum tenesmus, irritation of the bladder, and of the womb in women; discharge of a bloody matter and derangement of all the functions.

TREATMENT.—We must get rid of the constipation. Dieting, here, will often work better than medicine; ripe, wholesome fruit, and the habitual use of cold water, as directed under the head of constipation.

For the hemorrhoidal tumor, or piles, nothing tends more to allay inflammation and irritation than cold water, locally, as an injection, and as a bath to the rectum.

The medical treatment will consist in giving the following combination:

R. Tinct. nux vomica.....	$\frac{1}{2}$ oz.
Tinct. juglandin.....	$\frac{1}{2}$ oz.
Tinct. leptandrin.....	$\frac{1}{2}$ oz.
Tinct. podophyllin.....	$\frac{1}{2}$ oz.

Dose, twenty drops before each meal and at bed time; give, also, thirty drops of diluted nitro-muriatic acid half hour after meals. When the bleeding has been so extensive and long continued, we would advise the hypophosphites with cinchona, as a general tonic. Locally inject the following:

R. Fluid ext. hamamelis.....	$\frac{1}{2}$ oz.
Water.....	1 pt.

Inject half night and morning, and use an ointment made as follows:

R. Iodoform.....	20 gr.
Lard.....	1 oz.

Mix, and apply twice daily.

Never have piles operated upon. If an operation becomes necessary, there is nothing acts so well as the chromic acid, applied properly. The author has treated many

cases in this way, and never failed to cure. It requires a knowledge of the parts, and a skillful application.

The treatment above laid down, will arrest most cases at once, dispensing with all further attention; only confirmed cases of long standing, require an operation.

HEADACHE.

The symptoms depend upon various causes, and is connected with deficient morbid condition. We have organic headache from disease of the brain. Headache depending upon a congested condition of the cerebral veins is termed plethoric; bilious headache, dependent on deranged, or imperfect action of the liver or stomach; nervous headache, due to debility, or other causes. To sum up the condition present, and which leads to headache, we may state that fatigue, over-exertion, mental or physical excitement, all these tend to produce a species of congestion, and weak or debilitated condition of the vessels of the brain, and this tends to headache.

Organic Headache.

Always due to some disease of the brain or membranes. Continued pain in the head, vertigo, vomiting, confusion of mind, noise in the head. The pain is continuous, sharp at times, at others, dull and lancinating, more severe in back part of the head, though apparently deep in.

When due to inflammation, the pain is intense, and is caused by noise, heat and motion.

Plethoric Headache.

Essentially a congestion of the brain or its membranes. Sanguine temperament, constipation, sedentary habits, too much sleep, suppression of some secretion, are all predisposing causes, while stooping occupation, etc., are exciting causes.

Bilious Headache.

Common to patients of a bilious temperament; liver and digestive apparatus is always feeble and deranged, coated tongue, and offensive breath.

Nervous Headache.

Commonly met with in patients of a nervous temperament; common to conditions of impoverished blood; often produced by the irritation of decayed teeth, malaria and other toxical agents; present in all forms of exhaustion, nursing too much; also as a result of excessive hemorrhages, hysteria, etc.

TREATMENT.—First of all, correct the secretions. Act upon the liver, skin, kidneys, and digestive organs; have a well regulated diet; leave off tobacco; use shower baths daily, and endeavor to remove the cause. In organic headache we would give:

R. Fluid ext. podophyllin.....	1 dr.
Iris versi.....	1 dr.
Nux vomica	$\frac{1}{2}$ dr.
Buchu	2 oz.
Serpentaria	1 oz.

Dose, mix, and give half a teaspoonful in a wine glass full of sweetened water, three times a day before meals.

R. Tinct. aconite fol.....	1 oz.
Tinct. gelsemium.....	1 oz.

Dose, 35 to 40 drops, half an hour after each meal, and at bed time.

In headache depending upon rheumatic tendency, would give the podophyllin mixture, and, after meals, give 40 drops of fluid ext. cimicifuga in place of the aconite.

In headache, the result of catarrh, give the first, and follow after meals with:

R. Tinct. belladonna.....	$\frac{1}{2}$ oz.
Fluid ext. asclepias.....	$\frac{1}{2}$ oz.

Dose, 20 to 40 drops in water. In bilious headache give the podophyllin, and give, half hour after meals, 20 drops fluid ext. diascorea.

In headache, the result of habitual constipation, we would give:

R. Fluid ext. nux vomica..... $\frac{1}{2}$ oz.
 Iris versicolor..... $\frac{1}{2}$ oz.
 Dioscorea.....1 oz.

Dose, 30 drops after each meal. When due to chills and fever, nothing acts so well as gelsemium.

R. Fluid ext. gelsemium.....10 drops,
 two to five hours apart, till relieved.

HEPATIC DISEASE.

There is no organ of the human body that gets credit for so much mischief as the liver. Nine-tenths of the physicians who practice, if they meet with a long train of symptoms, attribute them to the liver, and the liver is dosed with blue pills, etc., thus adding fuel to the fire.

The liver is the largest and most important gland in the body, and its healthy action is necessary to a healthy condition of the system. In order to the maintenance of health, it is necessary for the lungs, the liver, and the kidneys, to perfect their functions. If the liver is too much taxed, we have morbid changes of stomach and intestines as the result.

In malarial districts, when the vital powers run low, we have a tendency for the liver to become engorged.

HEPATITIS.—Inflammation of the liver may arise from various causes, and may be acute or chronic.

SYMPTOMS. — Pain in the right side, shooting into the back and shoulders, increased on pressure, difficulty of laying on left side, may be jaundice, with cough and shortness of breath. It may terminate either in abscess, induration, or resolution—the latter is the most common termination. The causes are those of inflammation in general, heat, malarial poisoning, predispose to it, hence its frequency in the southern climate. Immoderate use of alcoholic liquors is a common cause.

TREATMENT.—This must be energetic. Control febrile symptoms. For this purpose we have nothing better than the following:

R. Tr. aconite fol. }
 Tr. veratrum viride..... } aa $\frac{1}{2}$ oz.
 Fluid ext. asclepias }

Dose, fifteen drops every three hours, giving in the interval six drops of nitro-muriatic acid in water. Sponge the patient often in warm water in which common soda has been dissolved, sufficient to make the water alkaline. As a counter irritant apply the following over the region of the liver:

R. Podophyllin.....10 gr.
 Alcohol 1 oz.

Dissolve the resinoid of podophyllin in the alcohol, and paint over the surface with a camel's hair pencil. Chronic inflammation of the liver is often a sequel to the acute, and may be known from the existence of the above symptoms in a modified degree, enlargement in size of liver, and constant, dull pain under the shoulder, sallow complexion, high colored urine, and clay colored stools.

The great object in treatment is to get up a healthy action, by the exhibition of appropriate remedies.

For this purpose give :

R. Nitro-muriatic acid.....1 oz.
 Pure water.....4 oz.

Dose, twenty to thirty drops, three times a day, in water. Also give:

R. Fluid ext. leptandrin.....1 oz.
 Fluid ext. podophyllin.....1 oz.
 Nux vomica..... $\frac{1}{2}$ oz.

Dose, twenty drops in water, half hour after meals. In all cases, where it is associated with constipation and dyspepsia, we shall make an entire success on the above line of treatment. The first and second combination can not be equalled by all the calomel in the world.

HYPERTROPHY OF THE LIVER.

Premonitory symptoms are weight and pain in the

right side, sharp, lancinating pain in the abdomen, obstinate constipation, urine scanty and high colored, with brick-dust sediment. The urine is sometimes clear as spring water for first twelve hours, changing almost suddenly. We have loss of appetite, despondency, desire for death, and suicide is sometimes the result of this disease.

On pressing over the right side, we shall find a full, hard feeling under the touch. Three well-defined, hard lumps may be felt just under the false ribs, in the right side; pressure on those lumps causes sharp pain and difficulty of breathing.

TREATMENT.—I am induced to believe there is no vegetable remedy half so good as the *chionanthus vir.*, or fringe tree of the South, for all liver derangements. The fluid extract, in doses of fifteen to twenty drops, three times a day, with the Eclectic pill, at night; but, among the most positive remedies for hypertrophied (enlarged) liver, none can compare with the chloride of gold. Pills of one-sixtieth to one-twentieth grains, administered three times daily, have a happy effect.

FATTY DEGENERATION OF LIVER.

We often meet with a superabundance of fat in the liver. It is found in the form of oil globules, in the cells of the affected organ.

In fatty degeneration both the number and size of the globules are greatly increased. One-half of the outer liver is composed of them; in many cases the organ is much larger than natural. When the quantity of oil is less, we have what is termed the nutmeg appearance.

The distension of the abdomen is a source of inconvenience, but the functions of the liver may not be much deranged.

The disease advancing, the fatty matter increases, and a secretion, once designed to become a part of the bile, and thus aid in the performance of the natural functions, now becomes a poison, obstructing the process of secretion.

DIAGNOSIS.—Easy enough to determine the existence of fatty degeneration. When there is swelling or enlargement of the region where the liver lies, in a person of a lymphatic temperament, we may rest assured of the existence of the disease. As it advances the nature will become more apparent and prominent.

TREATMENT.—In treating fatty degeneration, we must have a care as to diet, avoid all saccharine matter, sugar, starch, etc., anything that is easily converted into fat, and instead substitute such articles as go to diminish the fatty principle, acid, vinegar, or acetic acid. Lemons, etc., are good, and as remedial agents, the following is about the best preparation we have :

R. Huxam's tinct. cinchona.....4 oz.
 Nitro-muriatic acid.....2 dr.

Dose, one teaspoonful before each meal.

CANCER OF THE LIVER.

We have in this condition, steady and regular enlargement of the liver, often reaching below the false ribs. It has an irregular, knotty feeling when the hand is applied over the gland. I have seen the whole surface covered with cancerous or tubercular growth. Seldom ever meet with a case where the liver is swollen. The disease makes its appearance in middle life, and the cause is hard to determine.

SYMPTOMS.—Constant pain and tenderness in the region of the liver, with the usual cancerous complexion.

TREATMENT.—This is only palliative, as not one case in our knowledge has ever been cured. Iodine externally, and also in small doses, say 15 drops comp. tinct. iodine, before each meal. To relieve pain, give 20 drops tinct. aconite fol. after each meal, with $\frac{1}{4}$ grain cannabis indica at bedtime.

The general constitutional treatment laid down under the head of cancer, will do good, and retard its progress.

INFLAMMATION OF THE GALL BLADDER AND DUCTS.

SYMPTOMS.—Pain in the right side, fever, constipation, nausea, and vomiting.

Mechanical irritation seems to be the cause of this trouble, causes thickening of the gall ducts, or the lining membrane rather. We have, in the early stages, a well-defined tumor on pressure to the right of the stomach.

TREATMENT.—We would give the comp. syrup of frostwort with iodide of potass. before each meal, following with:

R. Tinct. aconite fol. 1 oz.
 Tinct. serpentaria..... $\frac{1}{2}$ oz.
 Tinct. gelsemium..... $\frac{1}{2}$ oz.

Dose, 20 drops in water after each meal, and just before retiring at night.

ULCERATION OF THE GALL BLADDER.

This may occur with, or as a sequel to, severe forms of intermittent fever. We may have it associated with gall stone. When this is the case, it is usually due to closing of the cystic or biliary ducts. If it is in the biliary duct, we have a termination in incurable jaundice. Cases are met with, though rare, where the gall ducts become entirely closed, the liver atrophied, and the whole process of secretion and excretion suspended. The continuance of life in this case, depends upon other organs taking the place of the liver and its secretions; this is due to the kind of food used, and the activity of other excretory functions. There is no cure for it, and death is the final termination.

JAUNDICE.

Jaundice is a morbid yellowness of the eyes, skin, and other parts, and, in fact, assumes various hues—green, yellow, and black jaundice. It comes from suppression and reabsorption of the bile, occurs suddenly, or after several days of depression and debilitated feeling. The white of the eye becomes yellow, then the root of the nails, face,

neck, and upper part of the body, then the limbs. The urine becomes thick, and of a deep yellow, staining clothes yellow, becoming green on the addition of nitric acid; stools lead colored, almost white, bitter taste in the mouth, general depression. No one can explain the miserable feeling but those who have had it.

Nearly all affections of the liver produce jaundice to some extent, but it is frequently due to lack of absorption, or carrying off the bile by the intestinal canal, thus being returned, it is re-absorbed or carried into the blood. Malarial poisoning, cold, damp, or hot weather may be the exciting causes.

TREATMENT.—The grand remedy here is podophyllin, and you will be surprised at the large dose required. I have given to one case thirty-two grains before getting an action, but this was extreme. To cure jaundice :

R. Podophyllin.....20 gr.
 Sugar of milk.....40 gr.

Mix, and divide into 20 powders. Give one every three hours until you get free action. Then give :

R. Nitro-muriatic acid.....1 dr.
 Pure water.....8 oz.

Dose, one teaspoonful every three hours ; use baths of vinegar and water daily.

HERPESE.

A non-contagious skin disease, transient, and consisting of clusters of vesicles, under which we have inflamed patches of the skin, irregular in size and form. It is no more nor less than an inflammation of the skin, and its characteristic is clustered blisters upon an inflamed patch of skin.

We have numerous varieties of herpese. In some, it is mere vesicles which form, dry up, and fall off, leaving a red spot below ; in others, we have one running into another, and the cure is troublesome.

TREATMENT.—Regulate the bowels with the following :

R. Podophyllin.....10 grs.
Leptandrin.....20 grs.

Make twenty powders, and give one every three hours, until free action is obtained. Direct a nutritious, unstimulating diet; prohibit the use of alcoholic liquors; daily bathing, plenty of fresh air.

After the podophyllin powders have acted, put your patient on the comp. syrup of yellow dock. Apply locally :

R. Iodine.....20 gr.
Iodide potass.....15 gr.
Water..... 6 oz.
Alcohol.....1½ oz.

Mix, and dissolve. Saturate a cloth with this, and apply three or four times daily.

HICCOUGH.

Spasmodic contraction of the diaphragm, due to indigestion, nervous disorder, exhaustion, etc.

No matter from what cause, it is a symptom of irritation of the pneumogastric nvrve. Hiccough, sometimes, becomes quite troublesome, continuing for hours at a time.

TREATMENT.—If due to indigestion, the following will relieve :

R. Bicarbonate of soda.....½ oz.
Water.....1 pt.

Dose, a wineglassful every fifteen minutes. When due to nervous derangement, give a teaspoonful of tincture of valerian. Peppermint will often relieve, and is especially adapted to infants. Usually, anything to suddenly excite the patient will relieve at once.

HOARSENESS.

This is a very troublesome condition, often dependent upon slight colds. The symptoms are too well known to need description here.

TREATMENT.—In ordinary cases, there is nothing equal to a gargle of pepper sauce, or a pill, as follows :

R. Powdered capsicum.....2 gr.

Roll into a pill with bread crumbs, and swallow it. Where the hoarseness is chronic, we would give inhalation of atomized fluids, and there is nothing excels the common aqua ammonia, used in a steam atomizer. If an atomizer is not convenient, any other method that will bring it in contact with the throat. The following, taken internally, three times a day, is good :

R. Aqua ammonia.....1 oz.
Tinct. capsicum..... $\frac{1}{2}$ oz.
Tinct. camphor1 oz.
Fluid extract xanthoxylin..... $\frac{1}{2}$ oz.

Dose, thirty drops, in water, before each meal.

WHOOPIING COUGH.

A period of six days usually intervenes between contact and taking on this disease.

The cause of this disease is some fungoid excrescence, or poison of a specific nature, affecting mainly the cervical portion of the spinal cord and pneumogastric nerve.

We evidently have bronchial inflammation as a secondary result.

It sometimes prevails as an epidemic; is extremely contagious, and appears only once in the same individual, more common to children than adults, from the fact of their more frequent exposure to it in early life, and are more susceptible to the effects of the poison.

SYMPTOMS.—In the first stage of whooping cough, the symptoms do not vary from those of an ordinary cold, sneezing, and redness of the eyes, with profuse watery discharges from the nostrils, headache, fever, oppression in chest, etc., etc.

In the second stage, there is cough, coming on in paroxysms; in fact, of a convulsive, suffocating character, as a

result of spasmodic contraction of the glottis—the peculiar whoop, of the nature of which we can make no mistake. This stage lasts from four to seven weeks; the attacks may be every hour, or only one or two every twenty-four hours; those last from five to ten minutes, and generally terminate in vomiting, and expectoration of a ropy mucus.

The third, or declining stage, is less severe, all the symptoms are modified, and the paroxysms less frequent. In the course of two or three weeks the disease disappears.

Whooping cough is contagious, and sometimes rages epidemically. It is a disease that one attack secures exemption for life.

The causes of whooping cough, like those of scarlet fever, and measles, appear to be dependent upon a peculiar miasm, though, I believe, its real cause is unknown.

Colds, weakness, debility, etc., are favorable to its attacks.

TREATMENT.—Most of the old-school writers only attempt to palliate, and set it down as a disease that must run its course, but I have found it just as amenable to treatment as any other disease.

I have used various remedies for it, but I have never found anything equal to black cohosh and belladonna. I give 15 drops of tincture black cohosh every four hours, and, at same time, give one, two, or three drops of tincture belladonna every four hours; that is, I give the tincture of black cohosh in sugar and water. In two hours I give to an infant one drop of tincture belladonna, giving the cohosh in two hours, and so on through the day. Two or three days will arrest the disease, and make the symptoms very light. I have succeeded, in some cases, with three drops of tincture of hyosiamus, three times a day, for a child three to six years old.

Keep the patient well clothed, and out of cold, piercing winds, in winter, and you will have little trouble in relieving whooping cough with these remedies.

HERNIA.

This is a tumor formed by a displacement and protrusion of the bowels, which escape from their cavity.

There are numerous varieties, abdominal is most common. The symptoms are unmistakable, the sudden appearance of a tumor or protuberance in the abdomen, or other parts. If always noticed, and proper efforts made to arrest it, it would never, as a rule, cause much trouble. We have *reducible*; that is, when by manipulating with the hand you restore the bowels to their place. *Irreducible*, is where they cannot be returned, although no apparent impediment.

We have strangulated hernia, when the pressure cuts off the circulation, or passage of the contents of the bowels that are protruded. We have well-marked symptoms—obstruction, vomiting, symptoms of peritonitis, inflammation, etc. It is useless to enter into a full elucidation of symptoms and mode of treatment.

When satisfied that you are ruptured, lose no time in procuring a well-fitting truss, one that will keep the bowels in place, and, if the aperture is not large, the following will soon relieve you :

R. Fluid ext. myrica cer..... }
 Fluid ext. hamamelis..... } aa 1 oz.

Mix, and apply over the affected part twice a day, keeping the truss on when on foot, etc.

Irreducible or strangulated hernia, can generally be reduced and replaced by giving internally :

R. Tinct. lobelia..... 1 teaspoonful.
 Ext. gelsem..... 10 drops.

Give at a dose, and repeat in two hours. Apply to the parts :

R. Tinct. belladonna }
 Tinct. lobelia..... } aa 1. oz.
 Arnica..... } ½. oz.

Mix, and apply to the parts. Keep a cloth constantly

applied, saturated with this, until reduction can be effected. Then apply a well fitting truss, and you will have obtained all possible relief, except from an operation, which none but the most skillful surgeons should undertake.

If persons pay proper attention to themselves, they would never have rupture, as nothing but real violence can bring it about. Avoid it, as, once established, a radical cure is next to impossible.

HYDROCEPHALOUS, OR TUBERCULAR MENINGITIS.

Unfortunately it is a well-established fact, that scrofulous taints are fearfully on the increase in this country.

Improper marriage, depraved passions, noxious food, incompatibility, etc., are among the hereditary causes. Children stamped with this hereditary, or lowered, vitality, are deficient in regenerative powers. The blood is feeble, full of albumen; its red corpuscles do not attain their proper ratio in size, hence from the least irritation we have congestion, and an effusion of this albuminous fluid.

Dentition, diarrhœa, worms, and various other exciting causes in children, hasten this development, etc.

This we may denominate reflex irritation, it is true; but powerful in exciting irritation and congestion of the membrane that covers the brain. These symptoms being present in a scrofulous child, we have tubercular meningitis, or acute hydrocephalous.

The primary cause of tubercular meningitis, and hydrocephalous, being alike due to the scrofulous diathesis, the symptoms (constitutional) are often the same, and are characteristic of these two conditions.

SYMPTOMS.—These are various but all characteristic; strumous diathesis, want of nutrition, peevish, irritable temper, restlessness, short, dry cough, intolerance of light, headache, giddiness, appetite variable, offensive breath, intermittent pulse, furred tongue, moving and restless when asleep, eyes partially open, and awakes as in a fright.

These symptoms continue, from a few days to a week, or more, then the little patient becomes drowsy, keeps quiet, sometimes flushes up in the face, and then again is pale as death; face expresses suffering, pinched, weary look, pulse up to a hundred and twenty at one time, down to eighty at another; stupor, heaviness, paralysis, urine and fœces pass involuntary.

Ten to fifteen days suffice to bring about coma, feeble pulse, cold extremities, and convulsions, ending in death.

This is a true description of tubercular meningitis, or cases where tubercles (the same cheese-like substance as is found in the lungs in tubercular consumption), is found in the meninges.

TREATMENT.—If we expect to effect anything in this disease, we must resort to active treatment; we must get a free action on liver, skin, kidneys and bowels. To effect this, the following will be found excellent:

R. Podophyllin..... 5 gr.
 Leptandrin.....10 gr.
 Nitrate Potass.....20 gr.

Make ten powders. Give one night and morning, bathe the patient well with warm water, in which dissolve, say, one-fourth pound of common soda to a gallon of water; rub well with sponge.

R. Iodide potass..... 1 dr.
 Tincture belladonna..... $\frac{1}{2}$ dr.
 Tinct. aconite fol..... $\frac{1}{2}$ dr.
 Aqua.....1 oz.

Dose, twenty drops every two hours. Give five grains of bromide potass., dissolved in water, two or three times a day. Locally apply:

R. Tinct. belladonna.....1 oz.
 Spt. camphor.....2 oz.
 Tinct. arnica.....1 oz.
 Water.....1 pt.
 Chloride soda..... $\frac{1}{2}$ dr.

Keep constantly applied to the head.

When the urgent symptoms give way, give :

R Glycerine.....8 oz.
 Acid phos dil.....1 oz.
 Tinct. nux vomica.....3 dr.

Dose, one teaspoonful before each meal, or three times a day. Shake well before using.

HYDROCEPHALOUS.

This is seldom met with as a congenital disease, but is usually associated with disease of the cerebellum.

Effusion takes place, the head attains a great size, the manifold sutures yield to the pressure of the fluid, the bones become thin and transparent, the meninges become thickened, and the effusion is uniform throughout the scalp, generally, though may be more to one side.

The amount of water varies ; in some cases, only a few ounces, in some, several pints may accumulate.

Hydrocephalous is often the sequel of some scrofulous inflammation, but may be congenital. There is emaciation, ravenous appetite, small face, large globular cranium, head drops to one side helplessly, extreme sensitiveness to light, irritable temper, peevishness, imbecile epileptic fits, rolling of eye balls, etc.

SYMPTOMS.—Stupor, pallor, slow pulse, picking of nose and lips, dilation or contraction of the pupils of the eye.

If remedies take effect, the muscular power returns, the appetite becomes natural, emaciation gives way, and general improvement takes place, it may be quite rapidly. Cases about to terminate fatally will have rapid pulsations, paralysis, coma, and death.

TREATMENT.—The primary causes of hydrocephalous and tubercular meningitis are all due to the scrofulous diathesis.

Our treatment should be directed to improving, or changing, that abnormal condition. As a starting point, we have an enfeebled condition of the nervous system to

begin with, and, like a stream of water, if the fountain is impure, we have the whole stream vitiated, so the blood is impure, not perfectly elaborated. Children are born with this hereditary taint, this sin of the parents visited upon them. Nourishing food, juice of meat, milk, salt water baths. Give the phosphorus and glycerine recommended in previous article.

We must remove the effusion by acting on the bowels, kidneys and skin. To this end we would give the podophyllin powders as recommended in preceding article, and follow with :

R. Comp. syrup yellow dock..... $\frac{1}{2}$ pt.
Iodide potass.....3 dr.

Dose, one teaspoonful three times a day.

Apply the following to the head :

R. Muriate of ammonia1 oz.
Iodide potass..... $\frac{1}{2}$ oz.
Aqua.....1 pt.

Apply three times a day.

HYDROPHOBIA.

Hydrophobia is a disease usually brought on by inoculation of the saliva of a rabid animal, appearing in from twenty to sixty days after the bite.

In a few instances it has remained in the system for years, finally breaking out with full force under the influence of some depressing agency.

SYMPTOMS.—When about to break out, the bitten part assumes a livid appearance, is swollen and painful, pains darting from the wound with a burning sensation. Rigors, lassitude, depression, anxiety, watchfulness, giddiness, irritable temper, eyes red and brilliant, very sensitive to light, uneasy sensation in the stomach, constriction of the chest, difficulty of swallowing, oppression and shortness of breath ; spasm of the larynx, secretion of a viscid saliva ; the patient continually hawking and spitting, mouth and throat intensely dry, and unquenchable thirst, which he

cannot allay on account of the spasmodic contraction of the throat, etc., when drink is offered. As the case progresses the respiration is more difficult, the voice changes, the pulse underanged, yet the skin is hot and dry, spasmodic twitching of the body, pain that beggars description extends up the spine to the head; the countenance becomes pale and haggard, and the eyes sunken, heart palpitates, muttering delirium, inclination to bite, greatest anxiety and uneasiness, sinking of the pulse, loss of voice, clammy sweat, convulsions, and death.

The poison, when it comes in contact with the human tissues, has the effect to poison the nervous system, and the irritation speedily affects the whole muscular system. The heart, lungs, and brain, soon suffer, and death is the result.

There is no mistaking hydrophobia for any other disease, the peculiar symptoms are so well marked that its nature is plainly manifest.

TREATMENT.—The safest and surest plan of treating a person bitten by a rabid animal, is immediate and total excision of the parts. Forcible suction is good, also ligature, above and below the wound, will aid in preventing absorption. Next to excision, complete cauterization is the best thing. Apply caustic potass. freely, follow with vinegar as a wash, and poultice with lobelia herb. This will lessen the danger, and may, effectually, prevent the disease. A strong tea of scull cap, drank freely, and, in alternation, carbonate of ammonia, is good.

Remedial agents are few, but the best and main dependence of the American practice is, the scull-cap, ammonia, belladonna, tinc. calabar bean, lobelia, musk, valerian, etc. Allopathy and homeopathy, alike, offer no cure for hydrophobia. Hydropathy is a farce when it comes to this disease, as no patient can possibly stand water. So, to the American practice, alone, need we turn for hope in this terrible calamity. We must keep in mind, we have a ter-

rible poison to neutralize, something that diffuses itself all through the nervous system—and remedies must be given to suspend the action of the poison.

Lobelia is a partial antidote, in fact, by some, is considered a specific. It should be given freely, and repeated, dose after dose, until the patient is unable to move a limb. This is a powerful, but safe remedy, and, in connection with the following, I may claim a real specific for this most terrible poison: give a strong tea of scull-cap, or, if you can't get the herb, the fluid extract—half a teaspoonful, in a cup of warm water, every hour; give, also, at same interval, twenty grains carbonate of ammonia, dissolved in water. Electricity is good; place the bedstead on glass, and apply the positive current to the spine, and negative to the stomach.

Let the patient inhale chloroform, not to the full effect, but partial. Give tinct. calabar bean, thirty drops every half hour, until the pupil contracts to the size of a pin's point.

The great object in treatment after the symptoms begin to appear, is to suspend the nervous system until reflex action is prevented, and I am fully persuaded that the above treatment will keep the patient from the violent symptoms, which, if they fail to appear before the ninth day, are easily controlled thereafter. Convalescence is to be established on tonics, phosphorus, etc.

HYPOCHONDRIA.

This is another disease caused from reflex action. Functional derangement of liver, bowels, stomach, or kidneys, operate painfully upon the nervous system, producing disorders of the intellect, inactivity, and impaired condition of the mind. We have languor, lassitude, want of resolution, and to sum it all up, if you want a perfect specimen of misery and woe, you need ask for no other than a hypochondriac patient. They are expecting a terrible disease,

death is at the door, all that makes life tolerable is soon to be taken away, and last, though not least, they are going crazy.

TREATMENT.—The most efficacious treatment, is to regulate the system—the secretions of the liver and kidneys. To this end we would inculcate exercise in the open air, attention to diet, bathing in salt-water. Tea, tobacco, liquors of an intoxicating nature, should be dispensed with. We would give pills of podophyllin comp. (Eclectic pill,) every night say, three at a dose, and would follow with syrup Hypophosphites soda, lime and iron, one teaspoonful before each meal. After meals give—

R. Tinct. nux vomica.....	1
Tinct. Xanthox.....	$\frac{1}{2}$
Tinct. Diascor.....	$\frac{1}{2}$

Dose, 20 drops in water after each meal. Keep the mind employed, and observe the hygienic laws, most conducive to a good digestion, etc.

ICHTHYASIS.

This is a non-contagious skin disease, consisting of a dry scale, like unto a fish-scale, one connecting with another, hence it has been called fish-skin disease.

It is not attended with much redness, itching, or soreness. A congenital disease, very obstinate and difficult to cure. The following is the best treatment we have been able to adopt:

R. Comp. syrup yellow dock.....	1 pt.
Potass.....	1 oz.

Dose, one teaspoonful before each meal.

R. Fluid ext. alnus rub.....	1 oz.
Iris versicol.....	1

Dose, twenty drops after each meal. Wash the part well with whale oil soap, and apply—

R. Bi-carbonate soda.....	1 dr.
Water.....	1 pt.

Keep a cloth saturated with this constantly applied, using the whale oil soap at night. Some months are required to cure it.

IMPETIGO, OR RUNNING TETTER.

This is a severe inflammation of the skin, characterized by an eruption of small, hemi-spherical, or flattened, pustules in clusters, and forming incrustations, or yellow scabs. From under these incrustations exudes a yellow matter, the crusts enlarge, become thicker, finally drop off, and leave a raw surface below. The mode of distribution causes a division of the disease under different heads. In treating this disease there is no better local application than olive oil and lime water, mixed; elder flowers in decoction, or ointment, is also good. In connection with this, we need a thorough constitutional treatment, stimulating all the secretions.

Among our remedies none equal the following:

R. Comp syrup frostwort..... 1 pt.
Iodide potass..... 1 oz.

Dose, one teaspoonful before each meal.

R. Fluid ext. alnus.....
Fluid ext. Iris versicol.....
Fluid ext. Corydalis..... } aa $\frac{1}{2}$ oz.

Twenty drops after meals. Keep the affected parts well cleaned with carbolic soap, and water, and the local application above indicated.

INFLAMMATION.

This is an effort of nature to throw off disease, especially is this true of local fevers. It is usually a salutary effort, though attended with pain, swelling, heat and redness. Inflammation usually terminates in either resolution, which is a return of the parts to its natural condition, or in the effusion of serum, lymph, hemorrhage, ulceration, or the death of the parts following the sloughing. The cause of

inflammation is an arrest of the circulation, or interchange of material between the tissues and the blood. Over-stimulation of a part will arrest the circulation, producing congestion or stagnation. Nature steps to the front, and endeavors to correct this by inflammatory process.

Inflammation being due to these causes, now, our business is to assist nature in correcting this abnormal condition.

TREATMENT.—Apply to the seat of inflammation in the early stages :

R. Lobelia herb..... 1 oz.
Water..... 1 pt.

Boil to a half-pint, and thicken with elm, corn meal, or flax seed. Apply, and renew as often as it gets dry. Internally :

R. Tincture aconite fol..... $\frac{1}{2}$ oz.
Fluid ext. gelsemium..... $\frac{1}{2}$

Dose, 20 drops every three or four hours, until all constitutional symptoms disappear.

INFLUENZA.

An aggravated form of acute catarrh, but essentially different in its nature. It is often met with as an epidemic, whole sections of country being attacked at the same time. In addition to the symptoms of simple catarrh, we have others, more complicated and troublesome. Cough, resembling that of whooping cough, sneezing, scalding discharge from the nostrils, eyes red and inflamed, hoarseness, general irritable condition of the whole nervous system, great soreness and oppression in the throat, bowels usually constipated. Often the whole bronchial tubes are involved, the mucous membrane is inflamed, giving rise to a rawness in the chest, stitches in the side, thick, tenacious and semi-purulent matter.

SYMPTOMS.—Depression of the mental functions, watery discharge from the eyes and nose, sneezing, frontal headache, nervous disturbance, profuse sweats.

TREATMENT.—At the start, we would recommend a teacup of tea of composition powders. Steep a teaspoonful of the powder with two teaspoonsful of sugar, in a teacup of hot water, and take before retiring at night. Then give the following every three hours :

R. Tinct. aconite fol.....1 oz.

Tinct. belladonna.....1 oz.

Fluid ext. eupator. perfoliatum.....1 oz.

Dose, thirty drops, in water, or, if the above is not handy, steep an ounce of dried leaves of boneset, in a pint of water, and give a wine glass of the infusion every half hour. Continue the boneset until there is a free action on the skin ; after that give at longer intervals. Convalescence to be established upon vegetable tonics, iron, and a good nutritious diet.

INTERMITTENT FEVER.

All diseases of the nervous system are intermittent in their character ; especially, is this the case, in those due to malarial poisoning, or the product of decay of vegetable matter. Either of these have the effect, when taken in by inhalation, of poisoning the blood and nervous system. The poisonous effects are often conveyed through the mucous membranes of the stomach, from drinking water from a malarial base.

We have it plainly demonstrated, that the nervous system is chiefly and mainly involved, from the fact that we have pain in the head, back, calves of the legs, general lassitude, debility, arrested secretion, etc., the skin dry and hot, the blood is involved, the spleen becomes hard, or indurated, the pulsation intermittent. The liver is involved, more or less, the secretion is arrested or diminished, and the bowels constipated, tongue coated.

The disease is due to decomposition of vegetable matter, and never exists where the temperature is below seventy degrees, and the vital forces of the patient lowered to render him susceptible to the influence of the poison, and just

in proportion to the amount of the poison inhaled, and the susceptibility of the patient to the influence of the effects, will the severity of the case be. If the vital powers are good, and the amount of poison inhaled not great, we will have the *quotidian* type of intermittent. If the vitality is weaker, and the amount of malaria inhaled greater, we have the *tertian* type, but where the vitality is extremely low, and the exposure to malarial influence very great, we have the *quartian* type. The interval, in the first grade, quotidian, is twenty-four hours; the interval, in the second, or tertian, is forty-eight hours, and, in the third, or quartian, seventy-two; that is, the time from the beginning of one, until the commencement of the next.

The quotidian come in the morning, the tertian at noon, and the quartian at evening. This is the rule, but, not invariable, as they may appear at any time, most common in spring and fall. We have in a paroxysm of intermittent fever, three stages, *cold*, *hot*, and *sweating* stage. The first, or cold stage, lasts from one half to three hours; the hot stage, from five to twelve hours, and the sweating stage, from one to three hours. While attacks of intermittent fever are not necessarily dangerous, yet, if long continued, the spleen, liver, stomach and skin, is involved, and we have a general breaking down of the whole nervous system, and the blood soon becomes deficient in the red principle.

TREATMENT—The treatment of intermittent fever is almost as numerous as the patients.

The author of this work having practiced for a number of years where chills and fever, as it is familiarly called, was in every house, and where he had ample time and material for experience and experiment, soon reached a point where ague, or intermittent fever, could never exist, after the use of his prescription.

To begin with, give—

R. Podophyllin.....	4 gr.
Leptandrin.....	8 gr.
Irisine.....	4 gr.

Divide into four doses. Give one night and morning.
Commence four hours before chill time and give—

R. Salacine.....	10 gr.
Pepperine.....	10 gr.
Beberine.....	20 gr.
Cinchonine.....	40 gr.

Mix, and make eight powders. Give one powder in a teaspoonful of water every hour, until four are taken. Give the other four next chill day, follow with the bitter tonic three times a day.

As a preventive, a dose of my liver pills, once or twice a week, will keep them effectually away from you.

This treatment is positive in every case, and to families who find it troublesome to procure the powders first recommended, a good dose of my liver pills will answer every purpose.

INTERCOSTIAL NEURALGIA.

This is a severe pain in the back, ranging from the region of the kidneys up to the neck. On pressure we generally find two or more painful spots in the spinal column. It is often connected with debility, leucorrhœa, irregular menstruation, hysteria, chlorosis, Bright's disease, consumption, etc.

TREATMENT.—This will depend upon the disease; if from debility, we must build up the general health with tonics. The hypophosphites are good. We must break up the periodical nature of the disease by the following:

R. Sulphate quinine.....	20 gr.
Gelsemium.....	6 gr.
Ergotine.....	20 gr.
Ext. belladonna.....	6 gr.

Mix, and make 20 pills. Give one every three hours,

Salt-water bathing, one to three times a week, is excellent.

INTESTINAL DISEASE.

Obscure intestinal diseases are apt to baffle even the most skillful physicians, and the symptoms are so near those existing in other diseases, that we are often at a loss to determine or locate them. The diseases of a prominent nature, or of well defined symptoms, are mentioned under their regular head. We occasionally meet with calcarious deposits in the intestines, and when we do meet with them they are usually a deposit of lime, soda. When the pains are such as to cause us to suspect this, we should resort to relaxation; give lobelia, gelsemium, etc., and when sufficiently relaxed, give an active purgative, under which the deposit will be expelled. Obstruction to the free passage of the intestines may arise from a variety of causes, hernia, cancer, tumors in the bowels, stricture, contraction from healing of ulceration after typhoid fever, etc., foreign bodies, concretion, etc.

SYMPTOMS.—Constipation, persistent vomiting of mucous, then the contents of the stomach and bowels, followed by prostration and peritoneal inflammation.

TREATMENT.—Place the patient under the influence of the following :

R. Tincture lobelia..... $\frac{1}{2}$ oz.
Tincture gelsemium.. $\frac{1}{2}$ oz.

Dose, thirty-one to sixty drops every two hours. Apply over the abdomen poultices of the herb of belladonna, inject the bowels with warm water, to which add a teaspoonful of tincture of lobelia, and ten drops of belladonna. The intestines sometimes get drawn in, one part in over another, like the finger of a glove drawn in; this will cause obstruction, and congestion—ulceration, and sloughing may ensue. The treatment recommended above is about all we can do in these cases. The symptoms are, intense pain, vomiting, obstinate constipation, discharge of mucus and blood from the bowels.

INSANITY.

This is one of the greatest calamities that can befall the human kind. In a healthy and active brain, or nervous system, we have three conditions—objective ideas, which arise in external surroundings; subjective ideas, which are from religious or strong impressions, and last, impressed ideas, as abstract truths, original thoughts, etc.

An impression made upon any of the senses, is at once telegraphed to nerve head-quarters—the brain, hence the sense of smell is immediately transmitted to the brain; if the odor is agreeable, the brain approves, and is delighted, if the reverse, it is repugnant and disgusting. So in the same manner are ideas, thoughts, or instruction conveyed to the brain; if this faculty is impaired, memory deficient and incapable of receiving, acting, retaining or rejecting, or if at all in a disordered way, then we have insanity.

To define insanity would require a book much larger than this volume, and to draw the lines between perfect sanity and insanity is a nice thing, indeed. Most of the murders, of the present day, are attributed to insanity, but, strange to say, many other crimes due to an overstimulated, or exalted condition of the sense or feeling involved, are seldom charged to insanity. We have more cases of partial insanity amongst us than we are willing to admit.

We will proceed to mention some of the most prominent symptoms.

At first, we may have only a partial perversion of the intellect, the chain of ideas is broken, producing incongruous combinations at variance with reason and common sense. We must not jump to the conclusion that this is insanity, without other symptoms. Insanity appears under various phases, according to the part of the brain affected. Severe cases are slow in developing themselves—the most prominent symptoms, and those which should excite alarm, are headache, giddiness, loss of memory, mental confusion,

irritable temper, carelessness, want of application to usual occupations, lethargy, weakness, desire to sleep, tired of life. The first intellectual faculty that gives way is the memory; strangeness of conduct, imperfect articulation, impaired stomach, obscure thoughts, frightful dreams, sometimes complicated with paralysis, or epilepsy. When complicated with epilepsy, the conduct of the patient is ferocious and outrageous, but, when complicated with paralysis, is quite helpless.

When paralysis is a sequel, or result, of mental disease, it increases as the power of the mind diminishes. I am of the opinion, that no form of insanity should be recognised, but that mental unsoundness the result of disease.

There are different forms of insanity.

Mania.

This is a species of special derangement. Patient may be quite rational upon special subjects, but the whole mind perverted and deranged upon some subjects; seizing upon some topic, passing from one to the other with great rapidity—ideas are abundant, erroneous, and obscured—manner wandering, sometimes violent and exciting.

The intellect becomes deranged on all subjects; the moral qualities become perverted, and hatred, rage, and quarrelling takes the place of other qualities, before the patient may be conscious of his identity but the mind operates through a diseased organ, shrieking, crying, laughing, emaciation, want of sleep, loss of appetite.

We have another class of cases which we may term:

Monomania.

A derangement upon some particular subject, which constantly occupies the mind to the exclusion of everything else.

I knew an aged woman, once very wealthy, who, on the death of her husband, had been left penniless, and ever after, she was talking law, and of a pending law-suit, which would, when decided, restore her lost fortune; her insanity

was harmless, but unfitted her for every employment. The reasoning power is impaired, but the logic may be good and correct in the main, yet your patient never leaves his subject. We have several forms of monomania—

Dementia.

This is a weakness of intellect from accident, age, or other causes producing feeble mind; ideas few and confused, vague, wandering, memory much impaired; ignorance of time, place, quantity, or quality, quick to forget; are undecided, childish and silly, devoid both of affection, or aversion; restlessness, excitement, scarcely any control over the evacuations, etc.

Idiocy.

Due to congenital imperfection of the brain, mind not developed, ideas few and simple, manners foolish, transient bursts of passion, vacancy, articulation and gait imperfect, may be blind, or deaf mute.

CAUSES—Insanity is always associated with disease of the body. Mind and body must act in perfect harmony; this is an immutable law of nature. In some cases insanity is hereditary, but most cases occur when the brain has reached its most active point, and is easily excited by hard study, over-work, dyspepsia, etc. Injuries upon the head, poison, want of sleep, over-exertion, mentally or physically, hereditary predisposition, etc. Other causes will be found more fully explained in my work, "Nervous Vitality."

A careful perusal of this pamphlet will reveal many things not proper to state here, and will throw light on the subject of insanity.

TREATMENT.—The most important consideration is rest of mind and body. We want change—change of scene, change of place, change of occupation; a proper amount of sleep is indispensable, the greatest possible attention is to be paid to hygienic rules. Keep the secretions all in healthy, active condition, the skin, liver, and kidneys.

The sexual organs must be in a healthy condition, and, in addition to this, we must pay special attention to the removal of other diseases, rheumatism, etc. To meet the mental derangement we would give :

R. Cinchona comp.....8 oz.
 Acid phosph. dilut..... 2 oz.
 Simple syrup..... 4 oz.

Dose, one teaspoonful three times a day before meals.

R. Tr. hyoscyamus..... } aa
 Tr. belladonna..... } $\frac{1}{2}$ oz.
 Cannabis indi..... }
 Tr. Stramon.....

Dose, 30 drops in water, after each meal, and, at night, give 30 drops tr. calabar bean, just before retiring.

When the brain is diseased, the secretions and excretions are, in a measure, arrested, and we have to give much larger dose than under other circumstances ; depleting medicines should be avoided by all means. as they tend to depress rather than benefit.

IRITIS.

Inflammation of the iris. This is the part we might term the middle portion of the structure of the eye, as it lies between the cornea and chrystaline lens. It divides the eye into what we term the anterior and posterior chambers, cavity containing the aqueous humor of the eye, these cavities are lined by a membrane similar to that covering the heart and bowels, (pleura peritonium.) Inflammation there, is of an adhesive kind, and is usually the most formidable of all inflammations of the eye. The effusion of lymph may stop the movement of the iris, change the form of the eye to all appearances, and may even close it up altogether.

CAUSES.—The causes of this disease are various. It may come from sudden exposure of the eye, to intense glaring light, from surgical operations on the eye, often met with among engravers, watch-makers, needle-women, etc. May

sometimes result from mechanical injuries, constitutional taints, rheumatism, scrofula, mercury, syphilis, etc.

It causes more constitutional disturbance, than any other inflammatory disease of the eye.

SYMPTOMS.—The eye is red, vision dimmed, the light intolerable, pain in the eye, and nerves around the eye. We may have deep-seated, tearing, lancinating pains in the eye, and extending to the top of the head, spasmodic movement of the globes of the eye, severe pain on moving the eye, specks or black spots floating before the eye, effusion of blood and matter into the anterior chamber of the eye, irritability of the whole system, gastric, febrile, and other symptoms making their appearance. Grey or blue eyes change to a yellow tint, while black assume a red appearance; there is throbbing pain in the eye, mental depression, etc.

TREATMENT.—The treatment of iritis varies according to the cause. Our efforts should be to subdue inflammation, arrest effusion, and create absorption of lymph, preserve the pupil, and allay the pain. Our treatment must be active, as the tendency of the disease is to run its course rapidly. To meet the indications of the case, give—

R. Podophyllin.....4 gr.
 Leptandrin.....4 gr.
 Jalap.....4 gr.

Mix, and make four powders. Give one in a teaspoonful of cream of tartar every night. Give every three hours—

R. Tinc. veratrum vir..... $\frac{1}{2}$ oz.
 Aconite fol..... $\frac{1}{2}$ oz.
 Fluid ext. asclepias..... $\frac{1}{2}$ oz.

Dose, 30 drops in water. Continue till the pulse is reduced. Counter irritants to the neck may do good, use equal parts oil capsicum and croton, apply to the nape of the neck, give three times a day the comp. syrup of yellow dock, with the iodide potassa.

Apply around the eye fluid ext. of belladonna, so as to keep the pupils well distended.

After the acute symptoms have passed, we would get up a healthy tone in the system, by giving cinchona, or the hypophosphites, as a tonic. Daily bathing will be found excellent.

JAUNDICE.

This is a mere symptom of various morbid conditions, and should be treated more as a symptom of disease, than as a disease itself. The cause of its appearance is, generally, in the liver, or kidneys.

CAUSES.—Suppression of biliary secretions, or functions, rather. In this case the coloring matter of the bile is thrown into the blood, or it may take place from absorption of the fluid (bile) which is not conveyed out of the system, through the regular channel, after being formed.

SYMPTOMS.—The skin changes to a yellow hue; the conjunctiva, white of the eye, changes to a yellow hue, the urine is of a porter color, and the skin itches, and becomes thick and dry.

We have drowsiness, peevish, irritable temper, bitter taste in the mouth, slow pulse, derangement of the stomach, and, sometimes, everything we look at appears yellow.

Obstruction from gall stones cause severe pains, which will be found fully described under that head. The symptoms vary according to the amount of bile absorbed; it frequently causes cerebral excitement, on account of the poisoning of the brain. If connected with diseased liver, we have weakness, emaciation, and general nervous depression, tending to hemorrhage from lungs, nose, etc.

TREATMENT.—Jaundice can be readily cured by an active course of treatment, a good emetic is advisable in most cases. Give the sulphite of soda, say, twenty grains every hour. Until the bowels are thoroughly acted on, we cannot expect much relief—to meet this indication, give—

R. Podophyllin.....	1 gr.
Leptandrin.....	4 gr.
Irisine.....	1 gr.

Give at a dose, and repeat, if not moved in nine hours. Give six drops nitro-muriatic acid, in one-fourth wine glass of water, before each meal.

Paint over the region of the liver, with—

R. Podophyllin.....	20 gr.
Alcohol.....	1 oz.

Dissolve, and paint with feather, or camels hair pencil, twice in twenty-four hours, until small pustules appear. Dress with mutton suet.

Bathe the whole body well, one to three times a week.

JOINT DISEASE.

The principal cause of joint diseases are, scrofula, syphilis, rheumatism, injuries, etc. Each will demand treatment according to the cause, or nature, of the disease.

TREATMENT.—Perfect rest is all important, and we should direct our constitutional treatment, to removal of causes. If from scrofulous diseases, we should use counter-irritants over the joints. If from rheumatism, give constitutional treatment under that head, and apply cloths, saturated with soda, potass., or other alkalies, to the joint. Syphilitic diseases of joint will require constitutional treatment, with sulphur vapor to the joints. For injuries, arnica lotion, or carbolic acid lotion, will answer every purpose.

In general debility, give—

R. Glycerine.....	1 pt.
Phosphic acid.....	3 oz.

Dose, one teaspoonful before each meal.

KNOCK-KNEES.

This deformity can, sometimes, be overcome by salt-water baths, friction, electricity, etc., all of which are well worth a trial. If this fails, there are numerous contriv-

ances, or appliances, for correcting this trouble, which are well worth trying. You can apply them just as well, and affect as much, as to incur heavy expense, visiting surgical institutes for them. Kolbe, of Philadelphia, is one of the most popular manufacturers.

LARYNGITIS.

A slight degree of inflammation of the mucous membrane of the larynx, is common as a result of cold. It is marked by slight cough, hoarseness, and sore, unpleasant feeling in breathing. Acute laryngitis, or inflammation of mucous, and sub-mucous, membrane of larynx, is rare, but when it does occur, is apt to prove fatal in a short time. True, this is a local inflammation, not more than the space of one inch, yet, how terrible the result! We first have congestion, then effusion, just sufficient to prevent sufficient air and blood going into the lungs, as nature demands, and, when this is the case, life is endangered. This disease is almost peculiar to adult age, and to those whose tendency is to scrofula, or other blood diseases; it makes its appearance without warning.

At the end of a few hours we have fever, denoted by flushed face, increased pulse, hoarseness, redness of the fauces, difficulty of swallowing, and breathing, great anxiety, hoarseness increases, and the voice is soon impaired; suffocation is threatened, peculiar, wheezing sound, as of air passing through a small tube. Great difficulty of swallowing, especially liquids, cough grows harsh, and brassy; great degree of congestion of the vessels of the face, and head, eyes protruding, etc. The effort for breath is terrible, the whole muscles of the chest being brought into action; we have gasping for breath, followed by drowsiness, delirium, and death.

In acute laryngitis the great trouble is in the inflammation, and swelling of the mucous membrane, cutting off the powers of respiration.

TREATMENT.—The treatment here, if to effect anything, must be active and positive, no expectant course will do here; and, remember, it is only one little spot, and that stands between your patient and life. The spot is small, the dose of medicine is small. Four drops of *verat. vir.*, and *gelsem.*, as follows:

R. Fluid ext. *gelsem.*..... $\frac{1}{2}$ oz.

Fluid ext. *verat.*..... $\frac{1}{2}$ oz.

Dose, 4 drops every half hour, until entire relief is obtained. Give in a spoonful of elm water. Those patients who are attacked with this disease, usually have some lowered vital condition that gives rise to these attacks, this must be overcome after the urgent symptoms are relieved. We want a good nutritious diet, something to give tone and strength to the whole system. Beef tea is good, and solid food is more readily taken than liquid, a greater effort is required to swallow liquids than solids.

We would remark, that no depleting medicines are admissible in this class of disease; nothing will act better than *verat.* and *gelsem.*

Keep the patient quiet, apply cold water to the throat, and, if you have an atomizer, use spray of iodine, and warm water. We meet with chronic laryngitis, as a sequel to the acute, and, in many cases of consumption, it occurs in the latter stage. In some, it precedes the collapsed stage. It is a common attendant of syphilitic poisoning.

The course of treatment, best calculated to do good, is alteratives and tonics.

LEAD POISONING.

This is more common than most physicians imagine. The mania of the people, of late years, to improve upon nature, is so great that they seize upon hair dyes, the base of all them being lead, or nitrate of silver, and in this way much of the poisoning comes. We have paralysis of the muscles; lead coming in contact with the solids, and fluids,

of the body, is taken up, conveyed into the blood, destroys the red principle, and, acting on the muscles in this way, prevents their contracting, except under powerful influences. This poisonous effect shows itself first, upon the muscular fibre of the intestines, they being most delicate, and easily affected; in this connection, it appears as a lead colic; the pain is intense, the intestines have a constant work to perform; no chance to give them rest, or time to recover from exhaustion. Constipation is a first result, then colic.

We have the effect upon the extensor muscles of the fore-arm, and, if long continued, the muscles waste away. We find painters suffering from severe pain in the extensor muscles.

The diagnosis is easy in most cases; we have inevitable colic attacks, vomiting and constipation, and a peculiar, grinding, or twisting sensation, around the naval; retraction of abdominal integuments. There is, also, a blue line around the edge of the gums.

TREATMENT.—Give emetic of green lobelia, and a combination of—

R. Fluid ext. lobelia..... 1 oz.
 Fluid ext. wild yam..... 1 oz.

Dose, one teaspoonful, per rectum and stomach, every hour until the whole system is relaxed, then give—

R. Leptandrin.....10 gr.
 Podophyllin.....10 gr.
 Croton oil..... 1 drop.

Mix, and give at a dose; repeat in three hours, if not relieved. After the urgent symptoms have disappeared, give iodide potass. five grains; dose, every three hours. Daily bathing with a weak solution of sulphuret of potass., is very good to remove the poison.

After having removed the cause, we would advise rest to the affected part; rest of the whole muscular structure. Then bring up the system upon tonics, iron, hydrastis, etc.

LEPRA.

This is the most obstinate and inveterate of all the curable skin diseases.

It is a non-contagious squamous eruption, consisting of red, scaly patches, circular in form, and scattered over the whole body; prone to appear near the joints, knees and elbows. The patches extend and sometimes spread over the whole trunk. There are three varieties of lepra.

Lepra Vulgaris.—When the patches are small, round, red, and covered with white scales.

Lepra Alphoids.—When the eruption is small, white, and of long standing.

Syphilitic Lepra.—When it is a result of syphilis, in these cases it is copper colored.

Lepra may be hereditary, or it may arise from imperfect ventilation, filth, want of bathing, any of the depressing passions, bad diet.

Once established it is undoubtedly one of the most obstinate diseases to get rid of, and our treatment must be directed to removing the cause.

TREATMENT.—We would give such medicines as will act on the organs of assimilation, and, to this end, give cinchona, iron, or hydrastis. The following is good:

R. Fluid ext. stillingia,.....	1
Fluid ext. alnus.....	1
“ Iris versicol.....	1
“ Corydalis.....	1
“ Rumex	1
Tinct. kalma.....	1
Simple syrup.....	$\frac{1}{2}$ pt.

Dose, one teaspoonful half hour after meals.

Bathe the person well with warm alkaline baths daily, rub well with a coarse towel or sponge. Keep the bowels regulated with the Eclectic pills, one to three at night.

LEUCOCYTHEMIA.

The red principle or globules in the blood are red, round

very small disks, floating in a colorless fluid, called liquor sanguine, or serum.

In some conditions we find these globules diminished, as in anæmia—we have a great deficiency. In health, there should be 119 to 1,000 parts of blood, but, in some cases, I have seen them as low as thirty, on the other hand, in plethora, they are increased to 141.

There is scarcely any condition that might be mentioned, that would not influence the vital fluid.

It may be emphatically asserted, that change of health, temper, food, emotion, air, variation, etc., has its effects, upon the blood.

An excessive use of vegetable acids will deteriorate the blood, while eating freely of fresh animal food increases the fibrine, and richness of the blood, predisposing to disease.

If we have unhealthy blood, the smallest cut or scratch will ulcerate, and eruptions of the skin, scrofula, scurvy, or some other morbid condition appear. Eating and drinking is, no doubt, a fruitful source of blood disease.

Imperfect action of skin, kidneys, and liver, is among the principle cause of blood disease.

Perfect health requires the perfect performance of all the functions of depuration.

When we have the red principle diminished, we have an impaired condition of the nervous system, and some special degeneration, especially in females. We meet with some cases where the blood disks, or globules elaborated, are entirely whole, this is what we term a whole cell condition of the blood, and is, in a measure, due to disease of the spleen

The spleen acts as a sort of safety valve in equalizing the circulation, this, with the lymphatics, exercise an important part in the elaboration of the vital fluid.

In many of the morbid, unhealthy conditions, the red principle of the blood is diminished, until we have that

palor, anæmia, debility, disordered circulation, depression, hemorrhage from nose, lungs, stomach, jaundice, anasarca or dropsy, sudden death, rupture of heart, etc.

TREATMENT.—Every thing that will aid in toning up, and bracing the patient will be of utility; nourishing diet, stimulants, salt water baths, warm clothing. In other words, give a good blood-creating diet, and the syrup hypophosphites comp. one teaspoonful before each meal.

LICHEN.

There are several varieties of this disease, and yet, the general character is the same; the following will apply to all the varieties. Lichen consists of a number of small eruptions on the arm, breast, and limbs, attended with stinging, itching, and burning, especially when the patient gets warm, or is well covered up in bed. It may spread over the whole body. Its appearance may be preceded by slight, febrile symptoms, derangement of the stomach. The base of the eruption is red, and inflamed, is quite painful, does not suppurate, or become filled with serum; continues eight or ten days, dries up, and falls off in form of scurf. Generally depends upon some irritation of the stomach, indigestion, errors in diet, worms, teething, and exposure to sudden changes.

TREATMENT.—Bathe daily with weak ley, or soda water and give:

R. Fluid ext. tag. alder.....1
 Fluid ext. sassafras.....1

Dose, 30 drops before each meal.

R. Hydrastis can.....
 Poplar bark..... } aa
 Unicorn root..... } 1 oz.

Digest in a quart of gin, and take a tablespoonful before each meal. Regulate the bowels with the Eclectic pill; keep the parts well bathed, avoid all over-stimulants, depressing passions, etc.

LIPOMA.

The result of too free indulgence of the pleasures of the table. It is simply an enlargement of the skin and cartilage of the nose. Careful diet, avoid all stimulants, keep the liver well regulated, and apply to the nose every night a plaster spread with :

R. Stramonium ointment..... $\frac{1}{2}$ oz.
 Iodide potass.....2 dr.
 Muriate of ammonia..... 1 dr.

Mix, and keep regularly applied every night.

LUPUS.

Indurated or tubercular swelling of the skin, sometimes does not ulcerate for a long time, while again the distinctive tendency is so great, that ulceration occurs. But early ulceration, usually commences at the base of the tubercle, and takes the form of a circle, more or less complete. Most frequently attacks the nose, and is essentially a scrofulous ulceration.

We have it divided into two forms by some writers, *lupus non exedens* and *lupus exedens*. There is no ulceration (as its name indicates,) in the first, a mere exudation of tubercle, extension superficial, and spreads rapidly. The latter form is more distinct, eats the nose, cheek, and every part it comes in contact with.

I had a case under my care some years ago, where the lips were destroyed, the teeth ready to drop from their process, the nose nearly destroyed, and the eyes almost ready to drop from their sockets; strange to say, under my treatment, he so far recovered as to stop medicine, but unfortunately went back to the bottle (intemperance,) and soon brought all his ailments upon him again.

There is continuous destruction of the skin, and tending to increased ulceration. It often destroys the muscles, finally the bones, and produces the most hideous deformity.

CAUSE.—The scrofulous diathesis is the predisposing cause. The exciting cause, depressing influence and intemperance, both in eating and drinking, excesses in any direction.

TREATMENT.—One of the most important considerations is perfect hygienic rules, a good nutritious diet, fresh air, plenty of exercise, all alcoholic liquors must be abandoned. The local treatment may be the free application of caustic potass, after a healthy surface makes its appearance; dress with—

R. Permanganate potass.....16 gr.
Water..... 8 oz.

Saturate a piece of lint, and keep constantly applied. All local applications fail, unless we can bring up the general health of the patient.

We must endeavor to get up a free, healthy secretion of all the functions of liver, kidneys, skin, etc. To this end give one or two of the Eclectic pills at night, and every day give the following:

R. Fluid ext. lept.....1 oz.
Tinct. nux vomica.....2 oz.
Iris....1 oz.

Dose. 20 drops after each meal. Give before meals, one teaspoonful of the syrup hypophosphites, or, in place of that, give—

R. Pure glycerine.....1 pt.
Acid phos. dil.....3 oz.

Dose, one teaspoonful before meals. Daily baths of soda, dissolved in water, a good diet, and regular habits, are everything.

MALARIA.

Sulphuretted hydrogen, the active principle of malaria, is evolved from decaying vegetable matter, when the temperature exceeds seventy degrees; consequently, we never have malarial poisoning, where the temperature does not reach that point. It is more freely evolved, or generated,

in marshes where sulphates exist, either in soil, vegetable matter, or stagnant water.

Now, understanding malaria in the system, as a taking up of an excessive quantity of sulphuretted hydrogen, we need only look for a neutralizing chemical agent, and we have a remedy, positive and specific, in its effects upon malarial fever.

Sulphuric acid, chlorine, quinine, prussiate of iron, all neutralize this principle, and to that extent, are remedies for the fevers, and nervous disorders they engender. Malarial poison acts specially upon the nervous system, and to this is due the intermittent type, and the many nervous diseases, as a result of this poison.

TREATMENT.—To prevent the development of malarial disease, when you have been exposed, take an active dose of the Eclectic pills, and the following every two hours :

R. Tinct. gelseminum..... 1 oz.
Tinct. aconite..... $\frac{1}{2}$

Dose, thirty to forty drops, in water. Give three times a day, five grains of sulphite of soda, dissolved in water.

MARASMUS.

Tubercles deposited upon the mesenteric glands of the bowels, are the cause of marasmus. This effusion upon any part of the body is inimical to proper assimilation and nutrition of the body.

There is great depression of vital force in this, as in all other tubercular deposits, and the elaboration, or throwing off of an excess of albumen from the blood, is a grand predisposing cause.

Diarrhœa, cholera, inflammation, dysentery, etc., are the exciting causes.

TREATMENT.—In all cases of marasmus, we have nothing equal to the hypophosphites. If the case is not beyond reach, we shall soon obtain good results from the administration of this agent. The curd-like vomiting, the green

discharges from the bowels, and other symptoms, soon disappear. A valuable, in fact, indispensable adjunct, is juice of beef, milk, white of eggs.

Salt water baths are excellent, and should be resorted to daily. We may give, in connection with the hypophosphites, the following, as a tonic, etc.:

R. Fluid ext. nux vomica.....1 dr.
 Fluid ext. Leptandrin.....1 dr.
 Fluid ext. Licorice.....2

Dose, ten drops in water, after meals.

MORBID THIRST.

The symptoms of this is an intense craving for stimulating beverage, with great depression, and extreme restlessness—a common symptom of delirium tremens, and caused from continued use of alcohol, and induration of the brain, as a result. Induration leads to an impoverished condition of the nerve centre. The same poison operates deleteriously on the liver, and kidneys, causing fatty degeneration. Dropsy may result; at any rate, the same poison is a mechanical and chemical irritant to the stomach, and to this we attribute inflammation, and congestion. The same poison stimulates the heart to over-action, consequent exhaustion; combine all these morbid conditions with the habit, and we have a thirst difficult to control, due alike to degrading vice, and morbid secretion of all the organs, whose functions are to secrete, and carry off impurities of the blood.

To this we may attribute the fact, that very few confirmed drunkards ever reform, or leave off drinking, but the thirst, the appetite, the desire for drink increases, until they suffer indescribable tortures when they attempt to abstain.

TREATMENT.—Abstinence from intoxicating liquors. If it has gone so far as for this to appear impossible, large doses of gelsemium—

R. Fluid ext. gelsemium.....2 dr.
 Fluid ext. humulin.....4 dr.

Dose, thirty drops every three hours. If you do not succeed with this, give—

R. Tinct. hyosciamus,.....	}	aa
Aconite.....	}	$\frac{1}{2}$ oz.

Dose, twenty drops every two hours. Nourishing diet, and, at night, give tinct. cannabis indica—ten drops in water. As an ounce of preventative is worth a pound of cure, we would admonish our readers to beware of the tempter, and avoid reaching that point where treatment is demanded.

MOUTH.

The mucous membrane of the mouth is the seat of various kinds of small ulcers, troublesome, indeed. Simple ulcers, cancerous, cancrum oris, eruptions, etc

TREATMENT.—Improve the condition of the stomach, keep the bowels regular, and the skin acting. Phosphorus, in the form of the hypophosphites, is excellent—a teaspoonful before each meal. If the ulceration is severe, touch the afflicted part with nitric acid, and then wash with :

R. Sulphite soda..	10 grs.
Water.....	4 oz.

Wash the mouth well twice a day. In most cases with which we meet the following is sufficient.

R. Sulphate hydrastis.....	10 grs.
Water.....	8 oz.

Wash the affected part every three hours, or :

R. Brewer's yeast.....	1 tablespoonful.
Fluid ext. wild indigo.....	20 drops.

Apply to the ulcer once or twice a day.

MUSCULAR DISEASES.

May arise from a variety of causes, and assume a variety of forms. Atrophy, or wasting of muscles, is most common, and comes from two opposite causes, over-work, or inactivity; too much use or not enough. The defect is the same in both cases—a want of renewal. In over-work

this want of renewal is from sheer exhaustion, and in inactivity, no surplus muscular substance is laid up, and in both cases degeneration, or atrophy, is the result.

The symptoms of atrophy is soft, friable muscles, pale, and destitute of contractile power, and if not corrected, this soon becomes chronic, and the muscles degenerate into a fatty substance.

TREATMENT.—Rest, animal food, nutritious, and in just such quantities as the patient can take.

R. Tinct. cinchona comp.....8 oz.
 Nitro muriatic acid....1
 Syrup simplex7

Mix, shake well, and give a teaspoonful before each meal. After meals give the hypophosphites, soda, lime and iron, teaspoonful half hour after eating. Bathe in salt water, take just enough exercise, not too much nor too little.

The above will restore all recent cases.

MYALGIA.

Pain of the muscular system, without inflammation, or other well defined symptoms of disease, is often met with. It is a kind of disease a patient lays before his physician; the physician doubts his veracity. and the patient doubts his physician's ability; he feels the pain, cannot show the sign, and so both are mistaken in part. It sometimes arises from fatigue; you find children who have walked far, played all day, suffer so intensely they cannot sleep at night.

It is, also, met with in affections of the blood, scurvy, cancer, etc. Debility and fatigue are the principal causes. These pains are always independent of the course of the nerves, aggravated by depressing influences. All agents calculated to raise the standard of vitality will do good.

TREATMENT.—Rest is all important; tonics, nourishment, etc., meet the indications of most cases.

The treatment directed in the preceding article ; and to the affected muscle apply—

R. Tinct. arnica.....	} aa	2 oz.
Tinct. veratrum.....		
Tinct. aconite.		
Tinct. belladonna.....		
Tinct. chloroform.....		1 oz.

Mix well, rub in, or apply on flannel. Hot salt water bath is valuable.

MYELITIS.

This is excited by wounds, contusions, damp, cold, etc. Tendency is to terminate in softening. The symptoms are constant and severe pain in the back, increased by motion, spasmodic contraction, or rigidity of muscles, followed by paralysis, fever, diminished secretions, etc.

The pain is increased by heat or the application of hot cloths, etc. We may have connected with it, deep-seated headache, convulsive movement, inarticulation, lock-jaw, difficulty of swallowing and breathing. The action of the heart is irregular, paralysis in some form.

Death sometimes occurs from cessation of respiratory nerves. The inflammation, if limited to the portion near the head, will produce difficulty of swallowing, impossibility of raising the head, difficulty of breathing, a sensation of pins and needles in the upper extremities. The symptoms vary according to the part involved. If the disease is seated in the middle of the spine, we have pain in that part affected, numbness in fingers and toes, convulsive twitching movement of trunk, paralysis of lower extremities, etc. If the lumbar region is affected, we have paralysis of the limbs, retention of urine, involuntary stools, etc.

TREATMENT.—Counter irritants along the spine, cupping, and apply the irritating plaster, give—

R. Podophyllin.....	1 gr.
Leptandrin.....	2 gr.
Sugar of milk.....	2 gr.

Give the whole at night. Equalize the circulation by giving—

R. Tinct. serpentaria.....	$\frac{1}{2}$ oz.
Tinct. aconite.....	$\frac{1}{2}$ oz.
Tinct. asclepias.....	$\frac{1}{2}$ oz.

Dose, 30 drops in water, after each meal. Follow with—

R. Comp. syrup stillingia.....	8 oz.
Iodide potass.	$\frac{1}{2}$ oz.

Dose, one teaspoonful before each meal. Softening of the cord is more common than atrophy, or degeneration.

SYMPTOMS.—Numbness in the extremities, a sense of pain in the back, local tenderness on pressure, gradual loss of sensation in the limb. The recovery from spinal softening is rare, and only effected by diligent treatment.

The best remedies we have are the hypophosphites, salt-water bathing, friction, bracing tonics, good diet. These, if they do not cure, will retard the progress of the disease

MUSCÆ VOLITANTES.

This is little specks floating before the eyes, black spots flying over the field of vision; are produced by movable floating bodies near the retina. Always due to debility, those specks are nothing more than effusion. The removal of the debility, the fresh air of the country, tonics, attention, etc., are all that is necessary.

NÆVUS.

A tumor formed from irritated arteries or veins, begins in some cases in youth. The vessel is enlarged, elongated and tortuous, forming an irregular shaped tumor. The arterial tumor is compressible and pulsating; tumors of veins are irregular and pulsating, of a purple color, doughy to the feel, and dented by pressure. Capillary is most common, and consists of vivid red spots. We have three plans of treatment.

TREATMENT.—Inject a few drops of tinct. chloride of iron

into the tumor, other astringents will do as well, but this is the easiest managed. This will excite coagulation, and nature will do the balance, and absorb the contents of the sack. If we fail, or object to the first, then our second mode is to protect adjacent parts, and then apply caustic potash to the tumor, afterward dress with vinegar and elm poultice.

The third plan is removal by knife, or ligature; never resorted to by myself while we have other and safer plans. Should the general health be involved we would give the tinc. (Huxams) of cinchona and phosphorous, before each meal, to give tone to the nervous system. Under a treatment of this kind, you will soon have your patient restored.

NASAL POLYPUS.

Nasal polypus, though apparently a local trouble, is no doubt due to some constitutional defect. It appears in the form of an elongated tumor, protruding from the mucous membrane of the nose. It may vary, some days protruding, while in others it will scarcely be in sight.

We have three varieties—gelatinous, fibrous and medullary. In some cases it commences from a swelling of the membrane, and gradually enlarges, and fills the nostril, and interferes with the breathing through the one not affected. Other cases appear as a sequel to a carious bone. The gelatinous tumors are soft, resembling an oyster, and bleeds on the slightest touch. The fibrous are hard, compact, and the medullary, soft, like brains.

Polypus produces a feeling as though there was a foreign body in the nostril; and irresistible desire to blow the nose, increased mucous discharge, deformity of cheek, changed voice, partial deafness. They are very apt to return, if merely removed with forceps.

TREATMENT.—I have treated a great many cases, and never resort to snipping them off or cutting. All cases of gelatinous polypus may be readily removed by snuffing

up pulverized blood root. It may be used several times a day, and when the nose is too sore to continue, you can leave it off for a few days—two or three days will usually suffice. In addition to that, give —

R. Comp. syrup frostwort.....1 pt.
Iodide potass.....1 oz.

Dose, one teaspoonful before each meal.

R. Cinchona.....1 oz.
Alnus rub..... $\frac{1}{2}$ oz.
Iris versicol..... $\frac{1}{2}$ oz.

Dose, twenty drops in water, after each meal.

Keep the whole body under good hygienic regime, and you will not have a return of polypus.

NECROSIS.

The result of inflammation and decay of bone. It is to the bone what mortification is to the muscles. Necrosis is usually restricted to the solid portion of the long bones; caries is the term employed for the soft or spongy bones.

Syphilis, scrofula and mercury are the predisposing causes of inflammation of the bone, the exciting cause is mechanical irritation.

TREATMENT.—Free incision—removal of the portion diseased. To arrest the decay, inject, with a solution of sesqui-carbonate of potass, one-fourth ounce to a quart of water—inject one to three ounces at a time. After using the potass wash, dress with the salve directed under the head of black salve. Give a blood purifying treatment, something to build up the general system, as—

R. Syrup yellow dock..... 1 pt.
Iodide potass..... $\frac{1}{2}$ oz.

Dose, one teaspoonful before each meal. A good, nutritious diet, salt-water baths, etc., will complete the treatment.

NEPHRITIS.

Inflammation of the kidneys is known by this term and

is, really, a very common disease, more so than most people or physicians ever admit. The office of the kidneys is the secretion of urine, a function so important that should they entirely fail, death speedily follows. It naturally follows that disease of the kidneys is always alarming to some extent.

SYMPTOMS.—Inflammation of the kidneys is attended with deep seated pain in the small of the back. It may be confined to one side, or both kidneys may be involved; the pain sometimes extends down the inside of the thighs. Change of position, pressure, etc., increases the pain. The urine is generally scanty, high colored, may be bloody, is always albuminous, and, upon standing, we will find pus and mucus at the bottom. The general symptoms are fever, rigors, nausea, vomiting, and constipation of bowels.

The disease may terminate in resolution, suppuration, induration, or gangrene. In acute cases, the duration is from six to nine days, when one of the above terminations take place.

Resolution is most to be desired, and when that takes place, we have a gradual return of all the functions to a healthy standard, indicated by increased secretion of urine, perspiration, subsidence of pain, ability to lie upon the affected side.

When suppuration takes place, we have a general subsiding of pain with rigors, shivering, and throbbing in the region of the kidneys, pus in the urine, a numb feeling in the side affected, and we may, on pressure over the kidneys, detect fluctuation in the parts.

CAUSES.—This may be due to mechanical violence, continued exposure to cold or wet, with ingestion of substances, which have the property of irritating the kidneys. Some people in the country take large doses of oil of turpentine, which often irritate the kidneys, producing strangury and inflammation. Cantharides, or blisters, used by the allopathic fraternity, are sometimes taken up and

cause irritation of kidneys. Retention of urine, and giving way, or spreading out of the cavity of the kidneys, will produce inflammation, stricture of the urethra, gravel, etc., are among the causes. In chronic inflammation we have the same symptoms, but in a milder form than the acute stage.

TREATMENT.—In treating inflammation of the kidneys, *acute*, we know nothing equal to cold, salt water, apply it cold, and renew as often as your towel becomes hot; continue this until the temperature is almost natural, then give:

R. Tinct. aconite fol..... } aa
 Tinct. gelsem..... } $\frac{1}{2}$ oz.

Dose, 20 drops every three hours until the fever has subsided. Give a drink of slippery elm water. Remember your local, cold application, perfect rest, and you will, with this simple treatment, overcome one of the most formidable of diseases when badly managed. If we could not get gelseminum, and aconite, we would give lobelia, 30 drops, every three hours, but the first is the best.

NEPHRALGIA.

This depends upon the passage of gravelly concretion through the ureters, and is one of the most painful affections to which the human race is subject. The pain usually commences immediately on the concretion leaving the kidneys, and never ceases until it passes into the bladder. During its passage, a pain of the most excruciating nature is felt in the loins, passing through the groin, or abdomen, causing retraction of the organs. The pain comes on in paroxysms, with intervals of ease. Vomiting, small and feeble pulse, profuse perspiration, and a constant and urgent desire to pass urine, but all efforts are usually futile until the stone reaches the bladder, then the pain suddenly ceases. The sudden coming on, and paroxysmal character of the pains, are our best diagnosis. There is seldom any fever attending.

TREATMENT.—Apply warm fomentations of lobelia over the region of the kidneys, and give ten drops of fluid ext. of gelseminum every hour, until the pain is relieved, and the effect of the medicine is felt on the eye. This will suffice to relieve almost every case.

BRIGHT'S DISEASE OF THE KIDNEYS.

The degeneration of the kidneys in various forms has been classed under this head. The most common is a degeneration into fat.

This degenerated condition, impairs the secreting powers so that the urea, or uric acid, is not separated from the blood. The flow of the urine is retarded, hence we have albumen and fibrine predominating in the urine. The primary cause is not in the kidneys, but in the blood, and the kidneys become secondarily affected. Then, in dealing with this disease, we must look to the blood for the real essence of the affection.

We shall there find the effect produced by disease, by the taking of noxious drugs, arrested secretions of the skin. Nature, striving to eliminate, or throw off the poison thus accumulated through one or more of the secretories of the system, and always selecting the most appropriate channel, the kidneys become, in this case, involved. In small-pox the effort is through the skin, hence, we have pustular eruption, loaded with poison. If that fails the kidneys suffer. In scarlet fever the natural channel is the skin, mucous membrane of the throat, and intestinal canal.

Here again, if the vital powers are feeble, and unable to perform their functions, the kidneys have an extra amount of labor. So in measles, erysipelas, and the whole train of skin diseases, the kidneys usually have to bear the brunt of conveying off the poison engendered.

The inflammatory form of Bright's disease may be acute or chronic, and may present all the symptoms of inflammation. It may assimilate, or take on the appearance of the chronic form, but, upon a chemical examination of the

urine, it will be found albuminous, or containing albumen, which is a characteristic of Bright's disease. The waxey form in patients predisposed to consumption. We have, in this form of the disease, dropsical swellings; and a peculiar, emaciated appearance of the patient, with a small amount of sediment, of the waxey kind, is our chief diagnostic sign. The fatty form, I may say, is the most common, and is often met with in advanced life, and in patients suffering from cardiac, or bronchial affections, and in those who have been addicted to over-indulgence in alcoholic drinks.

Dropsy, and a predominance of albuminaria are always present. The urine contains oily, or fatty sediments.

CAUSES.—Poison from drugs, alcoholic stimulants, long continued fevers, irritants which excite inflammation, may, after a time, so weaken the organs as to take on chronic inflammation, etc.

There may be infiltration, or effusion of lymph, leaving the kidneys thickened and hard.

This may continue for a number of years, until something, in the way of a depressing influence, occurs to start up the disease. In other words, where the predisposition, and poisonous elements exist, anything calculated to depress the vital powers may develop fatty degeneration.

TREATMENT.—In the treatment of this disease, nearly every school of practice makes miserable failures.

Hydrophy, with its water, and low diet, soon makes a final end of disease, and patient, at once.

Homeopathy, with its high potencies, and decimal doses, effects nothing. Allopathy, with its poisons, etc., adds fuel to the flames. Botanic, and Thomsonian, sweat, vomit and dose, until the little remaining vitality is gone. Nowhere then, can one look for speedy, and permanent relief, except to the educated Eclectic, and, unfortunately, they often fail from misdirected remedies.

We must, to accomplish anything, act through the

blood, improve the quality, and increase the quantity. Blood and nerve tonics, diuretics, etc., properly administered, are good. Care, as to diet, using such only as do not tend to produce fat.

We should prescribe plenty of animal food, eggs, fish, salt water baths. Diaphoretics, and diuretics, are indispensable, and should be resorted to in every case. In the acute form, we should commence with tinct. aconite, say, fifteen drops every three hours, and warm fomentations over the liver; diaphoretics, and diuretics, compound tinct. serpentaria, thirty drops three times a day. We must pay strict attention to diet, prohibiting all fat, or articles likely to produce fat; also, avoid acids, or anything likely to produce acidity.

In all cases we should give the most nutritious diet, as beef, rare steaks are best; fish, eggs, milk, salt water bathing, etc. We have, probably, no remedial agent superior to the following in these diseases:

R. Cinchona comp. tr	8 oz.
Nitro muriatic acid.....	1 oz.
Syrup.....	7 oz.

Mix, and give a teaspoonful before each meal. After meals, give the syrup of hypophosphites teaspoonful dose. Use this course one week, then, if the improvement is not rapid, give—

R. Fluid ext eupatorium.....	1
Fluid ext. hydrangea.....	4
Fluid ext. Buchu.....	2
Holland gin.....	9 oz.

Dose, one teaspoonful before each meal. At the same time give—

R. Gallic acid.	10 gr.
Port wine.....	$\frac{1}{2}$ gill.

Give three times a day after meals. Avoid all excess, or undue excitement, mental and physical. Keep the body well clothed, and pay close attention to salt-water baths, etc.

Under a course of this kind the disease can be retarded, and if the vital power is not too feeble, entire recovery may result.

NEURALGIA.

By this term we understand violent pains in the track, or branch of a nerve, occurring in paroxysms. It may attack all the nerves of the body, but the nerves of the head, trunk, or extremities, are more liable to its attacks. The most common seat of neuralgia is in the head, and facial nerves. It has several terms, or names, according to the nerves involved; *tic-douloureux*, *hemisrania*, and *sciatica*, are the most common. Neuralgia is an inflammatory condition of the nerve, and the cause may be central, or reflected. It is a diseased condition, common in all periods, and countries, more common among females than males.

Tic-douloureux.

Like all nervous affections, is often hereditary, common among females near or past the middle of life. Constitutional, nervous irritation, chlorosis, hysteria, mental emotions, grief, menstrual irregularities, debilitating discharges, malaria, affections of the teeth, changes in the weather, etc., are the causes that give rise to it. This form is essentially an affection of the terminal branches of the fifth pair of tri-facial nerves. The disease may be constitutional, and affect the system generally, without apparent cause; local, when seated in, or near, the affected part, irritated by some foreign substance. No matter which nerve is affected the torture is extreme, pains occurring in paroxysms, lancinating, burning attacks, generally preceded by deranged digestion, shortness of breath, slight rigors, followed by heat, often due to dyspepsia, impoverished blood, kidney derangements, etc.

Hemisrania.

Headache—affecting one side of brain and forehead, a true neuralgia, affecting the whole system, more or less,

by its intensity. We have a periodical attack, a boring pain, as if some instrument was penetrating the head. The paroxysms are often so severe as to affect the stomach, causing nausea and vomiting. The patient is very sensitive to light, noise, or a change of temperature. The causes are nervous, irritable, or hysteria constitution, sedentary labor, indigestion, torpid liver, menstrual derangement, etc.

Sciatica.

Acute pain, following the course of the great sciatic nerve. It extends from the hip down the posterior part of the thigh, to the space just back of the knee, and sometimes down the leg to the foot. It may be due to pressure of intestinal accumulations, uterine tumors, but rheumatism, gout, or constitutional syphilis, is the most frequent cause.

TREATMENT.—The treatment of neuralgia is very extensive. We have quite a large list of remedies.

The first point, however, is to remove the cause; if it depends upon a decayed tooth, have that removed; if upon an irritable ulcer, we must treat that first, or any source of irritation, rectifying the stomach, the liver, kidneys, and the skin, by proper remedies. Give a nourishing diet, warm clothing, flannel next to the skin, daily baths, friction to the surface. The following is among the best remedies:

R. Syrup frostwort comp.....1 pt.
Iodide potass... ..1 oz.

Dose, one teaspoonful before each meal.

R. Tr. aconite fol.....1
Tr. serpentaria..... $\frac{1}{2}$
Cannabis indica..... $\frac{1}{2}$

Dose, 20 drops in water, every three hours until relieved. Chronic, long standing cases, will require a more extensive course of treatment.

Regulate the bowels with the Eclectic pills. Avoid exposure.

NEURITIS.

Neuritis, or inflammation of a nerve, is due to an injury of some nervous branch, or twig. It is indicated by intense and continued pain along the track of a nerve; is accompanied with great irritability and fever, especially at night, all of which occurs in paroxysms. Our treatment should be directed to the removal of the inflammation and local irritation.

NIGHT SWEATS.

Are usually the result of debility, and require special treatment, according to the case; I have seldom failed to relieve them with the following:

R. Fluid ext. populus.....	2 oz.
Fluid ext. wild cherry.....	2 oz.
Phosphoric acid.....	2 oz.
Syrup.. ..	6 oz.

Dose, one teaspoonful before each meal. This is much safer, and equally as sure as aromatic sulphuric acid.

OBESITY.

This is an excessive deposit of fat, and may occur in one organ, or over the whole body—it is really of no uncommon occurrence to meet with fatty deposits in one or more organs of the human system. In perfect health, fat forms one twentieth part of the body, but it may be increased by a full diet of fatty substances, as sugar, alcoholic or malt liquors used freely, these increase fat more rapidly in persons whose vital powers are already low, but appetite either impaired, or over-stimulated by artificial means.

The formation of blood does not take place so readily, or perfectly as in health, and, as a consequence, we have a tendency to formation of adipose matter. An excessive, and extra accumulation of fat is one of the surest evidences of waning vitality. Persons of a lymphatic temperament accumulate fat very rapidly, especially if left to high living, and little exercise.

Persons of this class have small arteries, as they have less blood. The breathing is difficult, and imperfect; they are dull, sleepy, very susceptible to disease. Dyspepsia, constipation, are common to them; they have but little muscular power, and are incapable of exercise to an amount sufficient to keep them in health. This condition continuing, fat accumulates; the demand for blood to fill the weakened arteries, and the deficient supply of that important fluid, will soon bring about disease, or atrophy of important organs.

In obesity, the heart is most likely to suffer from the tendency to fatty deposits, and dilation of cavities, and degeneration of muscular fibres.

The heart becomes weak, partly from inaction, or want of balance between the systemic, and pulmonary circulation. The lungs are unequal to the task of throwing off an excessive amount of carbon, and thus, from day to day, the blood becomes more and more venous, unfit for nutrition, producing congestion, and dilation of the heart. The over accumulation of fat under the integuments, and around the viscera, is obesity, and does not amount to degeneration.

It is a condition not conducive to longevity, so that those lean in flesh have a better prospect of a long life before them.

CAUSES.—It may be due to peculiarity of temperament, or feeding on particular articles that go to produce fat, inactivity, etc. It is all important to remove the cause first, then we get rid of the abundance of fat by proper remedies, and attention to diet, or rather, avoiding such articles as go to produce fat. We must put our fat patients on meats, white fish, green vegetables, and any diet that will supply nutrition without creating fat. We must avoid soup, buttermilk, beer, and sugar.

TREATMENT.—A spare diet on the above line, and drachm dose of liquor potassia, three times a day, will soon

remove the fat. We must not push this too far, or we may produce anæmia and debility; one pound a week is as far as we should go; take care of the bowels, appetite and general system, and restrict sleep to seven hours, out of twenty-four.

Vinegar is a remedy; if judiciously used, it will prevent fat, and diminish it very rapidly. It deteriorates the blood and, if used too freely, will produce dyspepsia, cramps, colic, and general debility, emaciation, etc.

Bromide of ammonia, in appropriate doses, is excellent, 20 grains to a half gill of water, before each meal. The carbonate of ammonia has some effect, also the different preparations of potassia. No matter what is used, it should be done with great caution.

OESOPHAGEAL STRICTURE.

Difficulty of swallowing, is sometimes caused by mechanical injuries, nervous irritation, foreign bodies in the oesophagus, and is often a sequel to diphtheria. If long continued, it may produce apoplexy, suffocation and death.

TREATMENT.—Give the following, and repeat as often as necessary:

R. Tinct. lobelia..... 1 dr.

Tinct. belladonna..... 1 dr.

Dose, 40 drops, and repeat every half hour until the relaxation is complete.

ONYCHIA.

Inflammation and suppuration of the root of the nails, may result from injuries, but is commonly met with in cachectic constitutions. The nail may be loosened, and we may have necrosis of the joint of finger or toe.

TREATMENT.—When the nail is loosened, remove it, and apply—

R. Permanganate potass..... 8 gr.

Water 4 oz.

Wash the affected part, then keep a cloth, or lint, saturated with:

R. Sulphite soda.....40 grs.
 Water..... 4 oz.

Where there is constitutional defects give comp syrup of yellow dock, in alteration with Huxam's tincture cinchona comp., after meals.

ONYXIS.

Ingrowing toe-nails are very painful, and troublesome, in some cases preventing locomotion.

TREATMENT.—Trim the nail; cut a notch in the centre in the form of a V. Then raise the nail, and introduce under it a piece of lint, saturated with sulphite of soda.

OPHTHALMIA TARSI.

Inflammation of the roots of the eye-lashes; dry the edges of the lids. We sometimes have pustular crusting, and matting of the eye-lashes together. It is usually dependent upon scrofulous diathesis, and can seldom be cured without constitutional means. Long neglected, it will destroy the hair follicles, and obliterate, or close up, the lachrymal ducts.

TREATMENT.—The best remedial agents are such as will thoroughly purify the blood, and build up the whole system:

R. Syrup hypophosphites soda, lime and iron.

Dose, one teaspoonful before each meal. After meals give:

R. Tr. cinchona..... } aa
 Tr. hydrastis can..... } 1 oz.
 Tinct. nux vomica..... ½ oz.

Dose, 20 drops in water after meals. Apply to the roots of the lashes:

R. Iodoform.....20 grs.
 R. Glycerine.....½ oz.

Shake well, and rub well into the lids. Under a treatment of this kind you will soon find relief.

OTALGIA.

Ear-ache will make one feel as near miserable as any pain to which we are subject.

It is produced by irritation of the auditory nerve, and though usually considered slight, or of little importance, it should have prompt attention, as deafness may, and often does, result from neglected irritation. If the ear-ache is due to neuralgia, then we must adopt the treatment directed under that head, but in ordinary cases give—

R. Tr. aconite fol. 1 dr.
Tr. gelsem. sup. 1 dr.

Dose, twenty drops, in water, every half hour; and apply in the ear—

R. Tr. aconite fol. $\frac{1}{2}$ oz.
Tr. belladonna. $\frac{1}{2}$
Tr. glycerine. $\frac{1}{2}$

Dose, one to three drops in the ear, and apply in the ear cotton, to protect it from the cold.

ORTORRHŒA.

Inflammation and ulceration of the ear is attended with a muco-purulent discharge from the ear. We meet with it in all classes, but mainly in young children during teething, when we have great irritation reflected to the auditory nerves. We have inflammation which, if neglected, finally runs into ulceration, or effusion, and then, under ordinary treatment, we have a permanent discharge from the ear. Few, very few, practitioners succeed in curing ortorrhœa, from the fact that they look upon it as a local disease, and treat it on that principle, and yet we seldom find it existing in a patient not of a scrofulous diathesis. Keeping this fact in view, our treatment will always start right and prove a success.

We must remove all local irritation, as near as possible, then we must improve the general health by a nutritious diet animal food, milk, white of eggs, etc., etc. Salt-

water baths daily, or tri-weekly, are of the utmost importance.

Internally, we have nothing better than the hypophosphites of soda, lime, and iron, prepared after the formula in another part of this book. It meets the indications nearer than anything I have ever tried.

Locally I have usually succeeded in arresting the discharge with the following :

R. Fluid ext. hamamelis.....	}	aa $\frac{1}{2}$ oz
Myrica cerif.....		
Nympha odor.....		

Add a teaspoonful to a gill of water, inject the ear twice a day. If there seems to be thickening and hardness of ear, dissolve—

R. Iodide potass.....	$\frac{1}{2}$ oz.
Water.....	8 oz.

Inject with this. When the discharge is free and offensive, use the following :

R. Permanganate of potass	2 gr.
Aqua distil.....	1 oz.

Wash the ear twice a day. With this treatment any ordinary case will yield, if of longer standing, chronic and obstinate, apply to one familiar with the disease from practical experience. If you neglect to keep the ear well washed, the cure will be prevented, or greatly retarded.

OXALURIA.

A morbid condition of the system, when the oxalic acid is detected in the urine, or rather oxalate of lime. This acid formation is found in the shape of octahedra, transparent, but sometimes in shape of dumb bells.

This condition of the urine is met with in patients laboring under dyspepsia, hypochondria, and acute or chronic cutaneous disease, neuralgia, etc.

TREATMENT.—Avoid the use of all articles that are easily converted into oxalic acid. Sorrel, rhubarb, tomatoes,

pips of apples, sugar, etc. All drinks containing carbonic acid. Plenty of exercise in the open air.

Rub the body well with a coarse towel, or sponge dipped in soda-water, or rather water in which soda has been dissolved, and internally would give—

R. Citrate of quinine.....10 gr.
Citrate of ferri..... 50 gr.

Mix, divide into 5 grain doses, and take one three times a day, before meals. This will usually relieve within a few weeks. Should acid continue to predominate in the system, the iodide of potass., in two grain doses, three times a day, will be advisable.

OZAENA.

Ulceration of the internal part of the nose, is due to scrofulous diathesis in most cases. The primary cause is inflammation of the schneiderin membrane, which, long neglected, runs into ulceration, and may terminate in necrosis of the bone of the nose.

SYMPTOMS.—Profuse mucus, purulent discharge of offensive matter from the nasal cavity, formation of hardened mucous, or pus, which, if allowed to remain and decompose emits an offensive odor. Caries, or necrosis is apt to appear when complicated with syphilis.

TREATMENT.—The predisposing causes are impurities of the blood, as scrofula, constitutional syphilis, etc. We must build up the general system by nourishing diet, salt-water baths, iron, phosphorus, etc., or the following:

R. Syrup frostwort comp.....1 pt.
Iodide potass..... $\frac{3}{4}$ oz.

Various local remedies are recommended, but we seldom resort to local application, except in connection with constitutional measures. In connection with alteratives we would give—

R. Fluid ext, myrica cer.....1
Hamamelis vir.. .. 1

Add a teaspoonful to a gill of water, use as a wash with

syringe, twice a day. If this does not heal the ulceration try—

R. Iodoform.....20 gr.
Glycerine.....1 oz.

Mix, and apply to the ulcer twice a day. If the discharge is free and offensive, use—

R. Permanganate potass.....8 gr.
Aqua....8 oz.

Syringe the nostrils twice a day.

PARASITE.

For these troublesome pests, nothing is so sure as benzine. It will destroy all parasitic inhabitants of the human body, and destroy them surely and positively. Apply freely where the parasites are located.

PARALYSIS.

Partial, or total loss of voluntary motion or sensation. In some cases, both are destroyed. It usually comes on without coma, loss of consciousness, or impaired condition of the intellectual faculties. Memory seems to suffer most. It may result from, or follow apoplexy, disease or injury of spinal cord. We also have two species of paralysis—one when both motion and sense of feeling is lost, and another when only motion is paralyzed. Then we have general and partial paralysis—general when the whole body is affected, and partial, when only a portion is involved.

We have a hemiplegia, when one-half of the body is affected from head to foot; paraplegia, when only the lower half is involved.

There are two opposite conditions that lead to paralysis: one is where there is too much blood to the cord, producing congestion and cutting off the circulation in the nervous system.

The other is where there is a deficient supply of blood to the cord. This being the case, it is of great importance to distinguish between them before treating a case.

CAUSES.—There is, also, two great primary, or predisposing causes for paralysis—poisoning and exhaustion. Poisoning is generally due to specific mecurial treatment, the use of hair dyes (lead), syphilitic poisoning, bad food, *tobacco*. Exhaustion is generally the result of abuse of sexual passions, mental labor, carried to an excess ; excitements of every kind.

The extent of the paralysis, is in direct ratio to the amount of poisoning, or exhaustion, or the extent of the parts affected. Paralysis, as a reflex action, is common in connection with disease of the kidneys, and bladder, teething, and intestinal irritation, sometimes, produce it.

The cause always precedes the disease, and there appears to be no organic lesion, or alteration of the nerve centres.

SYMPTOMS.—Paralysis may occur suddenly, without premonitory symptoms, but usually there is a feeling of langour, heaviness, etc., before it comes on ; in some cases it is very gradual. The patient finds an inability to raise the toe from the ground ; there may be a sense of heaviness, pricking sensation, as of thousands of needles sticking the skin, final total loss of muscular power, and inability to bear weight on same. This may be confined to even one limb, or it may effect the whole body. It is all important to determine what condition of the circulation we have to contend with. When there is too much blood to the head we have cramps, irritation, and fullness. In treating this class we must avoid all remedies that tend to increase the flow of blood to the head or nerve centre. It is unnecessary for me to enter into full and minute description of paralysis under its many heads, or names. The symptoms are so well marked none can fail to recognize it.

TREATMENT.—Where there is too much blood to the cord we should succeed best with ergot and iodide of potass. The following will be appropriate :

R. Comp. syrup frostwort.....1 pt.
Iodide potass.....1 oz.

Mix. Dose, one teaspoonful before each meal ; take in, say, half wineglass of water :

R. Fluid extract ergot.....2 dr.
 Fluid ext. belladonna.....1 dr.

Dose, 20 drops after each meal. Give at night tincture of cannabis indica, 20 drops, to procure sleep. Dry cups to the spine, with irritating plaster, will do good ; avoid strichnine, nux vomica, or electricity in these cases, as they make it much worse. In cases where the blood is impoverished, and the supply to the cord diminished, give

R. Hypophosphites soda..... } aa
 Hypophosphites calcis..... } ½ oz.
 Hypophosphites ferri..... }
 Syrup simplex..... 1 pt.

Dose, one teaspoonful before meals ; shake well.

R. Fluid ext. nux vomica.....½
 Iris versicola.....½
 Xanthoxylin.....½

Dose, 20 drops after each meal.

Electro magnetism will do good in these case, as also, salt-water baths, or shampooing to spine and affected limbs.

Under a treatment of this kind, with exercise in moderation, if there is any vitality left, we shall soon find improvement.

Paralysis, at best, is very hard to control, and we must have both patience and perseverance if we succeed at all.

PAROTITIS, OR MUMPS.

This is a specific, contagious inflammation of the parotid gland, comes on with a chilly sensation, then fever, and lasts but a few days. It is often attended with pain in back and limbs, with hard, swollen, painful condition of one, or both, parotid glands ; usually runs its course in ten days.

The disease is sometimes transferred to mammary glands,

or testes, and is sometimes in sympathy with the brain.

TREATMENT.—There is but little danger, and very simple treatment only is required. A gentle purgative with some warm tea, or the following will suffice:

R. Tinct. aconite fol..... $\frac{1}{2}$ oz.

Tinct. belladonna..... $\frac{1}{2}$ oz.

Dose, 15 drops every three hours. Give in the interval 15 drops of comp. tinct. serpentaria. Repeat every three hours. Apply tepid water to throat.

PEDICULI.

The following is very effectual in destroying these:

R. Green lobelia leaves..... $\frac{1}{2}$ lb.

Lard sufficient to cover.

Boil half hour, strain, and apply twice a day.

PEMPHRAGUS.

This is a non-contagious skin disease. consisting of large, round, or oval vesicles, two or more inches in diameter, and filled with serum of an alkaline nature. They mature, burst, and dry away, leaving a brown, dry scab or crust, which continues to appear and drop off for months. It may run into ulceration, if not relieved in due time.

Three or four weeks time is required for it to run a natural course in a good constitution.

CAUSE.—Deprivation, want of sufficient nutrition, and general debility of the system, from impure and impoverished condition of the blood.

TREATMENT.—Regulate the secretions of the whole system with alteratives and tonics. The compound syrup of hypophosphites before meals, with—

R. Fluid ext. serpentaria..... }
 Fluid ext. asclepias..... } aa $\frac{1}{2}$ oz.

Dose, 30 drops in water after each meal.

The diet is all important. Locally, bi-carbonate of soda, one drachm to a pint of water, apply three or four times a

day. This will cut short, and cure, most every case of this troublesome disease.

PERICARDITIS.

The pericardieum is a thin membrane, that envelops the heart. Inflammation of this membrane, is but a local manifestation of constitutional disease.

In an extensive practice of many years, I have found most so-called heart diseases to be traceable to this one condition,

SYMPTOMS.—The symptoms of acute pericarditis are, fever, pain at, and radiating from, the heart, tenderness, and soreness on pressure over the cardiac region. We have rapid yet feeble pulse, anxiety, delirium, hacking cough, coldness, and palor, or livid skin, and swelling of the feet. We have three stages of pericarditis—acute inflammation, adhesion, and effusion.

Before adhesion, there is exageration of the heart impulse, and we have sensation of the friction communicated to the head, feels somewhat like rubbing two pieces of brown paper over each other, and the sound is the same regular friction, like a grating murmur. When effusion takes place, we have extension of dullness over the heart, muffled sound on applying the ear to the chest, grating or friction sound disappears as soon as effusion takes place. We can hardly mistake pericarditis for pleurisy, or endocarditis. There are same symptoms, the friction sounds for instance, but you seem to almost feel them just next the ear, in pericarditis are more, also, they do not keep time with the cardiac sound. The friction sound in pleurisy is single, and dullness extends further over and around the side.

TREATMENT.—The treatment, in acute cases, must be energetic and effective. Give a dose of the Eclectic pills—sufficient to act. If they do not act soon, give citrate of magnesia. Keep the temperature of the room to 70°, and give—

R. Tinct. digitalis..... }
 Fluid ext. asclepias..... } aa $\frac{1}{2}$ oz.
 Serpentaria..... }

Dose, twenty drops every three hours until relieved.

You should keep the patient in bed until the pain and irritation has disappeared.

If effusion has taken place, we must rely upon diuretics and tonics.

Chronic pericarditis is best treated with alteratives and tonics. Keep the patient from exposure to cold and damp. As an alterative in all affections of the heart, we would give, comp. syrup of yellow dock—one teaspoonful before each meal.

Prunis vir..... }
 Asclepias..... } aa $\frac{1}{2}$ oz.
 Serpentaria... .. }

Mix, and give twenty drops in water, after meals. Keep the bowels well regulated, and give at night—

R. Tinct. digitalis..... $\frac{1}{2}$ oz.
 Tinct. aconite..... $\frac{1}{2}$ oz.

Dose, fifteen drops in water, just before retiring. Use a bath of salt-water, or alkalies, once or twice a week. Under the patient application of these remedies, there will soon be a marked change.

PERIOSTITIS.

Inflammation of the membrane that covers the bone. Periostitis may result from bruises, syphilis, rheumatism, and scrofula. Sharp, lancinating, deep-seated pain; is always worse at night, great tenderness on pressure. There is usually thickening of the inflamed part. There is always more or less constitutional disturbances in periostitis.

We have rigors, extreme restlessness, and mental depression. Rigors indicate suppuration, or the formation of pus.

TREATMENT.—This will depend upon the cause. If periostitis result from a bruise, perfect rest and a lotion of the following, constantly applied, may arrest the disease :

R. Tr. arnica..... 1 dr.
 Belladonna..... 1 dr.
 Tr. solut. carbolic acid..... 1 dr.

Keep constantly applied. Keep the bowels open with a mild cathartic. If the disease is a result of constitutional syphilis, we would give the comp. syrup of frostwort, with iodide potass., say, a teaspoonful before each meal. After meals, give—

R. Alnus rub..... } aa
 Corydalis for..... } $\frac{1}{2}$ oz.
 Iris versicola..... }

Nitro-muriatic acid baths; one pound of the nitro-muriatic acid to twenty gallons of water, rub well. When it results from mercury, our main reliance is in the above, with lotion of iodide of potass.

If we have a case in the early stage, the most active course of counter-irritants will be advisable. Apply a poultice of cayene pepper over the affected limb.

PERITONITIS.

This is one of the most serious affections that could affect the human body, and view it in whatever light we may, it is quite a serious matter. We have several varieties, as, *idiopathic, tubercular*, traumatic, and puerperal.

CAUSE.—Exposure to wet, cold, blows, the puerperal condition.

SYMPTOMS.—Extreme tenderness over the bowels, increased by pressure, and movement, great feverish excitement. The patient assumes a position on the back, with knees drawn up. Abdomen is tight, hot, and the patients tongue is deeply furred, brown appearance, nausea, vomiting, constipation, dry skin, rapid, small, wiry pulse, hurried respiration, hiccough. The countenance assumes a peculiar, sunken, dejected appearance, nostrils dilated, breath hurried and difficult. Sometimes the inflammation gives way, and leaves an enlarged condition of the abdomen

from effusion of serum. If a fatal termination is about to occur, the abdomen swells to enormous size, the pulse is thready; the countenance assumes a ghastly hue, cold, clammy, sweats, exhaustion, and death.

TREATMENT.—No disease requires such an active course of treatment. We should confine the patient to a recumbent position in bed. Apply poultices of flaxseed, or slippery-elm, large enough to cover the affected part. Make it light, and cover with oil silk, to keep in the moisture. Change frequently. Internally:

R. Comp. tr. serpentaria..... 2 oz.
Tr. verat. viride.....80 drops.

Dose, one half teaspoonful every hour until the pulse is at 70°, then keep it there. Opium is our next best, and may relieve. There is no disease where I do not hesitate to prescribe opium, except in peritonitis. Give, say, the following:

R. Pulverized opii.....15 grs.
Dover's powder.....45 grs.
Nitrate potass.....40 gr.

Make thirty powders, and give one every half hour, until the urgency of the symptoms has subsided; do not stop until the pain is relieved. Cathartics, or purgatives are never advisable after the first few hours. When there is nausea, and vomiting, give milk, and lime water. The diet should be milk and lime water, or brandy and milk, brandy and eggs, pure air, rest—avoid even the weight of the bedclothes over the abdomen.

PHARYNGITIS.

Inflammation of the pharynx is very troublesome, and sometimes attended with great difficulty of swallowing. In cases of this kind give:

R. Chloride potass.....3 dr.
Permanganate potass.....1 dr.
Sulphite of soda.....2 dr.
Water..... 1 pt.

Dose, one tablespoonful every hour,

PHLEBITIS.

Once a very common disease, especially when bleeding was resorted to for every disease, inflammation of the vein was a common result. It is rarely met with now, and is usually due to an abrasion, scratch, or irritation, upon which some poisonous matter has come in contact.

TREATMENT.—No matter to what cause the inflammation is due, there is no remedy like sulphite of soda. Give, say, 10 grs., three times a day, bromide of ammonia, say 5 grains before each meal, and the sulphite half hour after meals. Give beef tea, egg, cream, etc. Locally, paint over the corded vein with creasote, or carbolic acid, until white, then poultice with flax-seed, and a cure is soon effected.

PHOSPHATIC DIATHESIS.

Or white gravel, is met with where the urine is deficient in acidity, and where the alkaline principle predominates. We have it where potass. predominates, as also where ammonia predominates. This is due to decomposition of urea; we have white gravel formed and deposited.

Healthy urine is formed of a certain per centage of phosphate of magnesia in solution; decomposition of urea will cause a portion of the ammonia to combine with phosphate of magnesia, and form a triple salt, insoluble in alkaline urine. This condition is met with mainly in sallow, languid, unhealthy patients, whose vital powers have been depressed by mental anxiety, or over-work, sexual excesses, insufficient food, etc.

TREATMENT.—Generous diet, give as a tonic:

R. Tr. cinchona comp.....	4 oz.
Nitro-muriatic acid.....	$\frac{1}{2}$ oz.
Syrup simplex.....	$3\frac{1}{2}$ oz.

Dose, one teaspoonful before each meal. After meals give:

R. Fluid ext. hydrangea.....	2 oz.
Fluid ext. eupatorium.....	2 oz.
Sambucus.....	2 oz.

Dose, half teaspoonful half hour after meals. At night give :

R. Tr. gelsem..... $\frac{1}{2}$
 Tr. aconite..... $\frac{1}{2}$

Dose, 20 drops before retiring.

PHTHISIS.

This is a diseased condition of the blood dependent upon impairment of the brain, or nervous system. If the nerve centres are feeble, we have an impaired, or degenerated condition of the blood, because that system controls organic life, and the elaboration of that fluid. Where the nervous system is impaired, weak and exhausted, there is always an excess of white, or albuminous, blood coupled with this condition, naturally weak lungs, severe colds, causing constant irritation, and this albumen, or white blood, throws off its watery portions by absorption, the solid parts coming together form what is known as tubercle.

Now, tubercle is a substance of a cheesy appearance, and when formed in the lungs, causes destruction of the air-cells around each formation. This is the condition of the lungs in every case of tubercular consumption. This consumption may be hereditary or acquired. Tubercles are not confined to the lungs, but may be formed on the brain, if there is irritation there, or in the lymphatic, if they are irritated, in the mesenteric glands, if there be excitement there, and in the lungs only, when there is too great determination of blood to that point, which condition may be brought about by colds, inhaling dust, or the breath of those laboring under consumption of the lungs.

Tubercle found in the brain produces softening, and death soon results. When found in the lymphatic glands, we have scrofulous enlargement, ulcers, etc. When deposited in the mesenteric glands, we have marasmus, or consumption of the bowels, etc.

Consumption of the lungs, is what we propose to notice here. The disease is usually ushered in with general de-

rangement of the system Dyspepsia, capricious appetite, furred tongue, increase of the pulse, with various symptoms dependent upon deficient nerve force. The properties of the blood being altogether dependent upon perfect digestion, when this is impaired, the progress of the disease is rapid.

CAUSE.—Consumption is due to impairment of the vital forces, may be inherited, or created by a vitiated atmosphere; and, just here, I will take occasion to say, that this vitiated atmosphere is often found in the close sick room of a consumptive; the disease transmitted through the breathing of the same air, sleeping in same bed, with consumptive patient. Self-preservation—nature's first law—demands that these causes should be avoided.

Another cause, is changeable climate. Occupation has much to do with causing consumption.

The man who is employed till far into the night, in a warm room, and then goes out into the chilling winds, need not be surprised if he finds consumption fastening upon him. The woman who, with thin dress, wafer-soled shoes, and often bare neck and arms, visits the ball-room, dances till the temperature is above a summer heat, then goes at once to her carriage, and is driven through the keen, frosty air of morning, need not charge it to providence if she finds consumption hastening her to the grave. Loss of sleep, want of light and food, are all fruitful causes of consumption. Constant anxiety, domestic troubles, etc., have a powerful influence in producing this disease. When once imprinted upon the human frame, impoverishment of the blood, deposits in the lungs, albuminous at first, tubercular afterwards, which, softening, produces ulceration, and destruction of the lungs. No period of life is exempt from this disease, although more frequent from fifteen to eighty. It has increased near tenfold in the South, within the last ten years.

Consumption, so little understood, and so certain in its

results, has been long looked upon as incurable. Under the old treatment, death is only hastened by medicines. Being a disease of low vitality, anything that debilitates feeds the disease.

SYMPTOMS.—These are so numerous that space will not allow me to enumerate them all. Debility, loss of appetite, dyspeptic symptoms, cough, hæmoptisis, expectoration, accelerated pulse, fever, difficulty of breathing, loss of flesh, sweating, diarrhœa, weakness of voice; dull, aching pain under collar bones. Tubercular deposits are more numerous, in left than right lung, because the excess of blood is always nearest the heart.

Cough and expectoration are always met with in lung consumption; dry at first, but as the disease progresses awhile, mucous is discharged, which, in time, gives way to the discharge of flakes of thick, yellow matter, etc. When a cavity has been formed in the lungs, the cough is hollow, and vibrating. Loss of appetite is one of the worst symptoms, for, upon the taking of nutritious food, and the ability to digest the same, all our hopes of success, depend. Hectic fever, preceded by a kind of chilly, creeping sensation, is among the symptoms of the second stage of consumption.

Night sweats are but a symptom of debility, and are very troublesome in the last stages of consumption. The hair becomes harsh and dry, the nails turn downward, the cough is constant and harrassing, and the extremities swell; bleeding from the lungs may or may not take place, diarrhœa sets in, and death closes the scene. Only a small percentage of cases of phthisis are cured, because they are drugged to death before they apply to those who can help them.

In treating this disease, we should keep in view the fact that such remedies as increase the vital powers are alone admissible. Anything that debilitates is to be avoided.

Some go to work to stop the cough, giving squills, mor-

phine, paregoric, etc., whereas this only hastens the destructive process by preventing the discharge of the unnatural secretions. What we most need is something that will improve the centre of life, the brain and nervous system, establish a healthy action of all the organs, subdue local irritation, and avoid everything that deteriorates. To accomplish the first we must give such medicines as will nourish the brain and strengthen the nervous system. We must select our patient's diet with this end in view, and with the purpose of making the most blood with the least work for the digestive organs. Fresh fish are good as a diet, also, soft boiled eggs, fat steak, beef, mutton, butter, etc. A good diet is worth more than all our medicines. A tranquil mind is a great advantage. We must keep the liver, kidneys and skin in a healthy state, subdue the local irritation by direct medication, and avoid all exposures and everything that can deterate or run down the system, mind or body. A mild climate, where there are few changes is best. Florida, as a resort, is quite popular in some sections, but those who visit Florida, find that the liver becomes torpid, the digestion impaired; and while the cough improves, the general system runs down to a point where recuperation is slow, if at all. No matter if a climate is warm or cold, we want one that is equable. Salt water bathing is good. Salt quilted in flannel, and worn over the chest is good, and serves to protect from sudden changes.

Among the remedial agents we have found most effective in consumption, is phosphorus, in some form. We have often succeeded in this disease with the following—

R. Pure glycerine.....	12 oz.
Acid phos. dil.....	3 oz.
Tinct. cinchona.....	4 oz.

Mix, shake well, and take a teaspoonful without water before each meal.

- R. Tinct. sanguinaria..... $\frac{1}{2}$
- Fluid ext. prunis virginicus..... $\frac{1}{2}$
- Fluid ext. cimicifuga..... $\frac{1}{2}$
- Simp. carp..... $\frac{1}{3}$

Dose, twenty drops in sugar and water, half hour after each meal. For cough—

- R. Tr. aconite.. .. . } aa $\frac{1}{2}$ oz.
- Tr. gelsem..... }

Dose, 20 drops in water just before retiring at night.

For soreness in the chest apply the irritating plaster, keep on as long as you can bear it. To regulate the liver and bowels when constipated, give the Eclectic pills at night, and, above all, a good, nutritious diet. For night sweats give :

- R. Fluid ext. populus.....1 oz.
- Cinchona.....1 oz.

Dose. 30 drops three times a day. If the bowels become troublesome, give :

- R. Fluid ext. geran. mac.....20 drops.

Give, say 20 drops in sweet milk every two hours. Should hemorrhage occur, give :

- R. Lycopus virginicus.....aa 1 oz.

Of fluid extract give say 40 drops every ten hours until hemorrhage ceases. These remedies are found to meet certain indications, and should be omitted, (all except the first three,) when any one symptom has disappeared.

It is a disease, however, that requires the very best agents, and a person once afflicted with disease of the lungs may expect to be subject to a return at any time, upon exposure, or exciting, depressing causes. Seek the very best rational treatment, and when cough, and the other symptoms here laid down appear, do not be deceived with the statement that it is your liver, but seek remedial agents at once that can build up ; avoid calomel, mercury, in any form, but seek life-giving, blood-making remedies alone. We have given above, such only, as experience has proved of the greatest utility in all cases not too far spent.

It is a remarkable fact, that consumptives never admit they have it until too late to do much with them, they always expect to soon get well, even to the last day.

PURPURA.

A morbid condition of the blood, and capillary vessels, in which we have a breaking down of the red corpuscles, with a diffusion of their contents. The blood is so diseased, as also the capillaries, that rupture takes place near a mucous membrane, the blood escapes and flows away in a fluid state, but when the rupture is near a tougher structure, the blood is effused under the skin, and appears in purplish spots, varying in size, from a small shot to a chestnut. If effused in the brain or lungs, it accumulates in veins, and may lacerate their structure, or obstruct their functions. Most common in parts most remote from the heart, as in the lower limbs, and other parts of the body.

We must look to the assimilated system for the defect, and to remedy it, we must give such treatment as will change the composition of the blood to a predominance of red disk, instead of the water, or white portion of the blood.

TREATMENT.—Of greatest importance is the diet, which should be fresh beef, eggs, fish, oysters, fruits, etc. We would give the following, half hour before each meal:

R. Cinchona comp.....8 oz.
 Syrup simplex.....7
 Nitro-muriatic acid.....1

Mix, and shake well.

Dose, one teaspoonful in half a wineglass of water.

R. Syrup hypophos., soda, lime, and iron....8 oz.
 Tinc. digitalis.....2 dr.

Dose, one teaspoonful, half hour after meals. At night give twenty drops of oil of erigeron, on sugar.

With a course of this kind, thirst and purpura soon disappear, and the circulation resumes a healthy, active condition.

PITYRIASIS.

A chronic, non-contagious inflammation of the skin, attended with redness, and much irritation; scurf, white scales accumulate, and are thrown off in great quantities. Dandruff may appear on any part of the body, but the scalp is most obnoxious to it.

R. Borax.	3 dr.
Glycerine.....	4 oz.
Elder flower water.....	8 oz.

Mix, and rub well into the roots of the hair. Keep the hair well washed, and head clean.

PLETHORA.

An excess of blood, and over-abundance of blood in all the organs and tissues of the body.

It is best relieved by attention to all the secretions, liver, skin, and kidneys, keeping the bowels open. Give the patient drachm of liquor potassa, divided into three doses.

This is usually all that is necessary to diminish the quantity of blood.

PLEURISY.

Inflammation of the pleura may be acute, or chronic, partial, or entire.

SYMPTOMS.—Usually preceded by a chill and fever; then commences an acute, cutting pain in the region of the heart, and is usually termed, in common parlance, a *stitch*. This is aggravated by motion, inspiration, coughing, lying on the affected side. Cough is harsh, short, and skin dry; pulse quick, hard; respiration increased; restlessness; anxious countenance; scanty and high-colored urine; temperature from 102 to 105. The deficient elevation in the ribs, with friction sound, is caused by the dry and inflamed pulmonary and costal surfaces of the pleura rubbing against each other.

This friction sound is often felt on applying the hand over the heart; usually appears the second to the fifth day of the disease; ceases when resolution takes place; the

two surfaces become moist and smooth, the sound and friction disappear.

There is always more or less dullness and swelling of the chest over the heart. Pleurisy can seldom be mistaken, and the treatment should be active and prompt.

TREATMENT.—In one-half the cases we can abort the disease upon the first symptoms. Place the patient in bed, keep him quiet, apply a flax-seed poultice, or even a common mush one, sprinkled with cayenne, change often as dry. Give internally—

R. Fld. ext. asclepias.....	}	aa
Serpentaria	}	½ oz.
Gelsem	}	aa
Aconite fol.....	}	1 dr.

Dose, twenty drops every hour until pain and soreness gradually subsides, and the pulse is reduced to 70°. Keep the patient warm, and give a very light, nutritious diet, and build up with tonics. With this treatment we can always arrest the disease in first six hours, and soon cure it when it has already set in. In several years active practice, where this plan was adopted, not a single case was lost. You will find an effectual remedy in the butterfly root, when you are remote from medicine. Make a strong tea, and give during the day.

PNEUMONIA.

Inflammation of the lungs may be partial or complete; may attack one or both, or merely one lobe; due to exposure to cold or wet, or both.

We find the right lung most frequently affected, the lower lobe by preference. In severe attacks it reaches its height the seventh day; average duration, under ordinary treatment, fourteen days.

Comes on with rigors, depression, dull pain in the region, cough, expectoration of a rusty colored matter. The expectoration comes more free on third day, and the temperature of the body somewhat decreases then, say

from 105, then decreases to 100, pulse usually reaches 140 to 150.

SYMPTOMS.—Pneumonia cannot be mistaken for pleurisy or phthisis. The nostrils are dilated; the pulse is 140, and corded; the cheeks flushed; dullness on pressure; the expectoration is also characteristic of pneumonia.

Pneumonia left to run its course, will consist of three stages: 1. Engorgement, or congestion of the lungs; too great fulness of red blood in the organs. 2. Effusion, and hepetication of red blood, and the lung becomes hard, where it is soft and spongy in health; and we can detect this by percussion mainly. 3. Grey secretion, or infiltration of the lungs with pus; a liquifying of the lungs, which, if the vital powers are not too weak, are thrown off in expectoration, and the closed up or congested condition of the lungs gives way, and we have the air again entering the lungs.

TREATMENT.—Nine cases out of ten will recover with proper treatment; and too much treatment does more harm than good, in any case.

Place your patient in bed, wrap him up warm, and keep the temperature of the room up to 65° or 70°. If the bowels are constipated, or not active enough, give a mild aperient—citrate of magnesia—then give the following prescription:

R. Tr. verat. viride.....1 drachm.
 Aconite fol..... }
 Gelsem..... } aa
 Fluid ext. asclepias..... } ½ oz.

Mix, and give forty drops, in water, every two hours, until the pulse is down to 70°. Continue it at long intervals, to keep it to this point. As an aid to expectoration, I have found the following excellent:

R. Tr. lobelia fol..... }
 Sanguinaria..... } aa
 Fluid ext..... } ½ oz.

Dose, twenty drops, in sugar and water, every two hours.

Keep a poultice of warm mush, with cayenne pepper well mixed in, over the chest. Avoid all active purgatives, or depleting medicine. Give brandy and eggs, or milk punch, and establish convalescence upon eggs, beef, butter, etc. In over two hundred cases of this disease, I never lost but one with this treatment.

POLYPUS.

No matter where polypus is found, it is dependent upon some constitutional defect. They are found in cavities lined with mucous membrane, as the nose, rectum, vagina. Several varieties. Gelatinous is most common; but no matter what may be their cause, or nature, we have to adopt very much the same treatment. Removal is the first thing; then we must give alterative—something to purify the blood and neutralize the tendency to the formation of this growth. Polypus of uterus, etc., are fully described in my work on "Diseases of Women and Children," and the treatment of nasal polypus is described under that head.

PYROSIS.

Frequent eructation of acid, thin fluid, with pain at pit of stomach, heartburn. We have found the sub-nitrate of bismuth effectual, in connection with tonic bitters, described under that head.

PURPURA HEMORRHAGIC.

This affection consists of very small specks—pimples, distinct and in patches accompanied with general debility, and some fever.

SYMPTOMS.—Lassitude, fullness, pain in the limbs, debility and depression of spirits, pulse frequent but small, heat and flushing of the surface, with perspiration; sallow, emaciated, swelling of the lower extremities. Duration very indefinite, may be a few days, or a few years; occurs at all periods of life, but mainly about the age of puberty and upwards.

TREATMENT.—In treating this disease the diet is all important, no vegetables, or articles liable to vegetable acid.

Give the following—

- R. Glycerine..... 8 dr.
 Tinct. digitalis..... 3 dr.
 Acid phosphic, dil..... 4 dr.

Mix, and give a teaspoonful before each meal. After meals, give twenty drops muriate tincture iron in water. Under the use of these two prescriptions the improvement will be rapid.

PRURIGO.

A cutaneous disease, causing intolerable itching, and characterized by an eruption of small pimples; any comparison is futile, but a thousand ants turned loose on a square inch would not miss it far.

TREATMENT.—Regulate the bowels, liver, skin, and kidneys; alkaline baths, etc.

- R. Syrup yellow dock comp..... 1 pt.
 Nitro-muriatic acid 1 oz.

Dose, one teaspoonful before each meal. Also, give—

- R. Fluid ext. hydrastis..... }
 Fluid ext. prunis vir..... } aa $\frac{1}{2}$ oz.

Dose, 20 drops in water after each meal.

PRURIGO ANI.

Old persons, and women in certain conditions, are peculiarly liable to an intolerable itching, the result of piles, dyspepsia, worms, etc., symptoms unmistakable.

TREATMENT.—Avoid all stimulants, inject the rectum with—

- R. Sulphite soda..... $\frac{1}{2}$ oz.
 Tinct. lobelia..... $\frac{1}{2}$ pint.

Mix, and inject 4 ounces at a time. Keep the bowels open with the Eclectic pill.

RECTUM.

The veins of the rectum are very tortuous and numerous, and, owing to location, etc., are very subject to disease, due to congestion of vessels.

Hemorrhoids are most common, and are usually due to constipation and congestion in the first place. This trouble can be prevented by avoiding constipation on the one hand, and drastic purgatives on the other.

Prolapsus of the rectum is sometimes met with, and is the result of straining or griping, either from diarrhœa or drastic medicine, and is best corrected by warm water baths, with a little hamamelis in the same. It is most common to children, and is only severe when inflammation results from protrusion.

Stricture of the rectum may be partial or complete; is always more or less troublesome.

SYMPTOMS.—Constipation, the bowels are evacuated with difficulty, and in small particles. We have flatulence, pain in the bowels, mucous discharge, stained with blood, and the general health soon fails.

TREATMENT.—To be successful must be of a mechanical nature, gradual dilation. Bougies of gutta-percha, introduced daily, and gradually increasing the size, leaving them in, say half an hour at a time. For spasmodic stricture use injection of lobelia and belladonna, twenty drops in a half pint of water.

RECTAL ULCERATION.

This is very often met with as a sequel of chronic or acute dysentery, and may occur in connection with other diseases of the liver, lungs, etc.

SYMPTOMS.—We have a mixture of blood, mucous, and purulent matter in each stool; pain under the sacrum and pubis during evacuation. Most frequent in women.

TREATMENT.—Mild aperient to prevent constipation; cod liver oil, nourishing food, no stimulants, and a tonic course to improve the general health. Keep the parts well cleansed with the solution of permanganate of potassa.

RECTITIS, OR INFLAMMATION OF RECTUM.

This is sometimes met with.

SYMPTOMS.—Heat and pain at the anus, extending up under the sacrum ; frequent desire to go to stool, straining without passing anything but mucous, or lymph, fearful pain when anything passes.

TREATMENT.—Use mild injections of glycerine, slippery elm water, and a few drops of lobelia in each syringeful. Apply cold water externally, and give fifteen drops tincture aconite fol. every four hours.

Chronic rectitis sometimes remains after an acute attack, and may result in fistula, fissure, ulceration, etc.—always painful.

TREATMENT.—Use a mild, unstimulating diet, and inject the rectum three times a day, with—

R. Sweet oil.....2 oz.
Starch gruel.....8 oz.

Use hot hip-bath, and keep your patient quiet.

REMITTENT FEVER.

Simple, or malignant, remittent fever, is usually ushered in with rigors, headache, depression of spirits, furred tongue, nausea and vomiting. The chilly sensation lasts, say one hour or more ; or, we may call it, a partially defined cold stage, after which we have languor, lassitude, and general debility and fever. The skin becomes hot, dry, and harsh ; pulse up to 110 or 120 ; face flushed ; headache, throbbing and severe ; mental faculties blunted ; violent pain in back and limbs ; gastric disturbance ; nausea ; vomiting of bilious matter ; constipation ; arrest of secretions of liver, skin, and kidneys ; respiration hurried ; thirst great. This may continue eight to twenty-four hours, and then gradually diminish ; perspiration breaks out, and patient sleeps, but still has headache, pain in back, and pulse up to its high standard ; the symptoms first described returning in from six to twenty-four hours ; the symptoms are intensified, and increase from day to day, when the fever is not arrested.

In favorable cases we can abort it, or relieve, in from six to fourteen days—the patient will be well, but under ordinary treatment, and if left to its course, it will run eighteen to twenty-four days.

Patients of this class are liable to run into typhoid type, and we often have it complicated with pneumonia, and induration of the brain; gastritis, (inflammation of stomach,) and enteritis are often among the results, or consequences of this disease. When typhoid is approaching, we have a rise in the pulse, flushed cheeks, increase of temperature of the body, dry skin, delirium, bowels affected with diarrhœa, or obstinately constipated; the tongue dry, colored brown or black, with cracks or fissures across it; extreme prostration; often, hemorrhage from bowels, lungs, etc.

This complication is due to neglect, or improper treatment. As there are so many types of fever closely resembling this, we should endeavor to obtain a correct diagnosis. The mode of attack of these two fevers—typhoid and bilious—is quite different. Typhoid comes on so insidiously, that you scarce know that you have fever at all, until the disease has made considerable progress. In bilious, or remittent fever, we have a few days dull feeling, then a chill, and the other symptoms, previously described, follows. Vomiting is common to bilious, but rare in typhoid. Deafness, stupor, sordes on teeth, are common to, and, I may say, peculiar to typhoid. Bleeding from the nose and bronchial inflammation, is seldom present in typhoid remittent. Yellowness of skin, and well marked remission, mark the remittent attacks.

TREATMENT.—In this, as in all other diseases, our allopathic friends give a dose of calomel when first called, then castor oil, quinine, and more calomel, *ad infinitum*. I may say no simple disease baffles them more than real bilious type, but they never fear to tackle it with their calomel, and they experiment and add to until the patient, unable

to withstand the combined attacks of depressing fevers and depleting medicines, yield up the ghost, and his friends consolingly charge his untimely end to a wise dispensation of Providence. "The Lord giveth and the Lord taketh away," but if the doctor had given less calomel, his patient would not have been taken away.

Homeopathy here meets with more disappointment than in any other disease. Hydropathy, or water cure, succeeds in some patients where the constitution is good, but a decided, positive treatment in this disease is actually demanded.

I have treated hundreds of cases of this disease, and I always begin by giving a good cathartic. A pill invented and sold by myself, has, for fifteen years, been my favorite prescription in this disease, and I venture to say if a good dose of them are taken on first appearance of chill, no other treatment will be required, save a warm water bath with a little carbonate of soda dissolved in it. Should the fever return after the action of the medicine, give the following—

R. Sulphate quinine.....	20 gr.
Beeberine.....	}	aa 15
Salacine.....		
Prusiate of iron.....		
Leptandrin.....	}	aa 8 gr.
Pepperine.....		

Mix, and make into sixteen pills. Give one every three hours until the pulse begins to rise.

The above should be given in the time of the remission. Convalescence should be established on tonics, and a good nutritious diet. The above is all the treatment I have found necessary in cases uncomplicated with typhoid or other symptoms.

RENAL DEGENERATION.

We have three varieties of degeneration—fatty, amyloid or waxy, and cystic.

First, and most frequent, is *fatty* degeneration.

CAUSE.—It may result from inflammation, a scrofulous diathesis, exposure to wet and cold, irregular living, and more often than anything else, intemperance. We seldom meet with it except in those given to the use of alcoholic spirits.

SYMPTOMS.—General debility, which means with this disease, a peculiar palor and rapid pulse always present. We usually have swelling of face, and sometimes other parts, stomach weak and irritated, nausea and vomiting; a tendency to pericarditis, or inflammation of the membrane that envelopes the heart. In fact, as this disease advances, we have a tendency to a variety of diseases of a low or wasting type, and we sometimes have uric acid diathesis, or poisoning from urea, producing convulsions, coma, and death. The urine is scanty, loaded with albumen, and soon there is an oily crust or globules appearing on the surface.

Amyloid Degeneration.

Frequently associated with scrofulous disease of bone or syphilis. It impairs the secretions of the kidneys at once.

SYMPTOMS.—Gradual loss of strength; profuse and unnatural secretion of urine, excessive in quantity, and swelling of legs and feet; we shall find the liver and spleen enlarged, urine pale, and albuminous of acid tendency.

Reaction and progress slow, and is usually associated with impoverished blood, and the quantity of the urine diminishes, with its proportion of albumen increased.

Death usually results from some complication, as pericarditis or pleurisy, phthisis, or some other symptom of low nervous vitality.

Cystic Degeneration.

Of this variety there are four forms. First, small superficial scattered cyst, which do not impede the functions of the glands. Second, cyst from the size of a pin point to that of a chestnut—these are produced by an obstruction of the tubes, etc. Third, congenital degeneration or cystic growth. In this, we have the new-born infant with

large irregular shaped kidneys, made up of cystic growth, and destitute of secreting tissues. Fourth, general cystic degeneration, from dilation of a portion of the tubes. One or both kidneys may be involved. These cysts contain a dark, limpid fluid, and sometimes assume a thick or solid condition.

The symptoms of cystic degeneration are not well marked, and come on gradually; there are always pains about the loins, bloody urine, and excess of albumen.

Death may result from excess of urea in blood, or some other complication.

TREATMENT.—All the forms of renal degeneration require a treatment to build up the general health; to this end, we would give the syrup hypophosphites before each meal, the nitro-muriatic acid after meals. A good nutritious diet, salt water bathing, etc.

RHEUMATISM AND GOUT.

The present theory in regard to these affections is, that they are both connected with an increase of lithic acid in the blood. In *rheumatism*, this is dependent on excess of the secondary, and, in *gout*, an excess of the primary digestion. In rheumatism, however, there is considerable excretion of lactic acid by the skin, while in gout there is an excess of soda, which, uniting with the lithic acid, produces a compound lithate of soda, that may be detected as such in the blood, while, sometimes, it exudes into the cellular tissue of the skin, constituting sebaceous deposits. In both diseases, there is an undue balance between the excess of lithic acid, and the power of excretion; in rheumatism, by the skin; in gout, by the kidneys. This pathology is supposed to be the true one, and it serves to explain the similitudes and differences existing between the two affections. In both diseases there is a certain constitutional condition, dependent on deranged digestion, during which the exciting causes occasion local effects. These exciting causes in rheumatism, are bad diet, hard

work, exposure to cold and wet; and its subjects, generally, are the poor, laboring population. In gout, the causes are good diet, indolence, excess, indigestion; and its subjects are, for the most part, the rich and over-fed. The local manifestations in both are, acute and wandering pains, with pain and swelling—in rheumatism, of the large joints; and, in gout, of the small ones—constituting the acute attack of both. These are combined with a tendency to various complications of the intestinal viscera, which are more or less dangerous to life.

SYMPTOMS of acute rheumatism first manifest themselves in the form of slight chills, lassitude, and general uneasiness, which are quickly succeeded by pain, swelling, redness, and augmented heat. The pain varies in character, being sometimes aching or gnawing; at others, lancinating, darting, dull, throbbing, or numb; pungent and pricking, and aggravated by movement, by exposure to cold air, by pressure to the touch. At first, rheumatism seizes upon the fibrous textures; but as the inflammatory action becomes developed, other tissues become involved. The larger joints are more subject to rheumatic inflammation than any other part. The other symptoms are, bitter taste in the mouth, coated tongue, rapid and full pulse, hot skin, scanty urine, high colored and sedimentous; intense pain in moving the affected part; anxious, distressed expression of countenance, and occasional perspiration. Rheumatism consists of a specific inflammation of a constitutional character, varying in its manifestations according to the part it happens to locate in. It is extremely liable to shift from joint to joint, and fix upon some internal organ, as the brain, or its membranes, the pulmonary structures, the heart and its appendages.

There is, usually, little danger when it is confined to the joints. It is termed muscular rheumatism, when seated in the muscular structure; articular, when in the joints; neuralgic, when seated in the nerves, or their investing membranes. It may also be acute or chronic.

Symptoms of Gout are various, but it is always preceded by gastric or intestinal derangement, as impaired appetite, furred tongue, acid or flatulent distention of the stomach and intestines. The inflammation usually attacks the smaller joints, and as the disease advances, the veins in the vicinity of the pain become distended, the integuments swollen, œdematous and of a bright scarlet color; the pains are intense, of a darting, throbbing, persistent aching and burning character, increased by contact or movement; there is an almost loss of muscular power of the affected parts; the pains are worse at night and accompanied by febrile symptoms; all the functions are sympathetically deranged; the urine is scanty, high colored, loaded with lithiate; the patient is restless, irritable, sensitive. The disease speedily arrives at its height, its maximum of intensity in two or three days. During this period the great toe, and sometimes the foot itself becomes œdematous; numbness and pricking are experienced in the swollen textures, especially during the day. The pains and evening exacerbations subside, when in about from seven to ten days, the active inflammatory symptoms have disappeared, and left the patient with a debilitated and œdematous limb. The perpetual recurrence of gout impairs the constitution, causes permanent thickening of the articular membranes, or cretaceous deposits about the joints, and induce that condition of the parts which leads to chronic gout, which is characterized by dull, burning pain, thickening, rigidity, weakness, and partial loss of power; more or less gastric derangement, increased restlessness and irritability.

The general indications of both diseases are to regulate the diet, the nutritive functions, so as to ensure a due balance between the amount of matter entering the blood, as the result of digestion, primary or secondary, and the amount of matter discharged from the economy by the excretory organs, and to conduct an acute attack of either to a favorable termination, carefully watching the internal vis-

cera, and being prepared to act with vigor where active treatment is indicated.

TREATMENT OF RHEUMATISM.—This resolves itself into curative and preventive; the one must be carried out by remedies that act on the blood and excretory organs; the other by diet, exercise, and hygiene. Although the general pathology of rheumatism clearly points to the presence of lactic acid in the blood, generated during imperfect digestion, we are still unable to explain the whole train of symptoms, and our treatment of acute rheumatism is quite empirical.

RICKETT.

Children of a scrofulous, or strumous, diathesis are liable to this condition, that is, a soft condition of the bones. They are, to all appearance, natural, but are, really, soft and flexible, bending under the weight of the body as the child walks. To this condition is due much of curvatures and deformities. Usually, this softening commences when the child begins to walk, and the more the weight is thrown upon the bones, the greater the deformity.

This condition is readily overcome with proper treatment, as—we have the scrofulous diathesis to overcome—we must build up the general system by good, generous, animal diet—beef, mutton, eggs, fish, butter, etc. Give the syrup of hypophosphite, before meals, and the cinchona and hydrastis, after meals. Use a bath of soft water three to four times a week.

The following is excellent treatment: Syrup hypophosphites, soda, lime, and iron—one teaspoonful before each meal.

R. Tr. cinchona comp.....	}	aa ½ oz.
Hydrastis canadensis.....		
Alnus.....		
Corydalis.....		

Dose, twenty drops, after each meal. Give, at night, five drops of fluid ext. phytolacea.

RODENT ULCER.

Frequently met with in scrofulous patients, and usually located about the eyelids. A hard margin, with a dry, glarry surface, and full of cheese-like particles. Its tendency is to complete destruction—eating and destroying the adjacent tissues, partaking of the appearance of lupus and cancer.

TREATMENT.—The careful application of caustic potass., and follow with permanganate of potass. lotion. Build up the general health with a good diet—eggs, beef, etc. Under a treatment of this kind, a cure is rapidly effected.

ROSEOLA.

This is a disease somewhat resembling measles, but it is really a true inflammation of the skin, characterized by a transient irregular patch of red appearance, and distributed over the whole body. It usually terminates in about a week.

TREATMENT.—Give 10 drops tinct. aconite fol. every two hours, sponge the body well with alkaline baths, say one-fourth pound soda to five gallons of water. Give a little sage, or ginger, tea, and keep the patient from cold or damp.

RUPIA.

A formation of scales, or crust, which, after removal leave an ulcerated surface, intractable to heal. We have several varieties of rupia, all, however, dependent upon a breaking down of vital power.

TREATMENT.—This will be most successful when we resort to means calculated to give tone and strength to the system, through appropriate medicines and diet. Then we would give the :

R. Tr. cinchona comp.1
 Acid phosphor. dil.1

Dose, 30 drops, after each meal. Also comp. syrup

yellow dock before meals. It will take several months to cure this disease.

SCABIES.

Itch has so many appearances, that writers usually divide it into two varieties, and give it several names. It is a vascular eruption of a constant itching, aggravated by scratching, by heat of fire, bed clothes, etc. It is decidedly contagious, and may continue for years, or for a lifetime, if neglected. It is caused by an insect so small that a microscope is required to see it. It appears as a small, dark point at the end of a white line. It is divided into three forms:

Scabius Sicca.—A pimply, dry itch, common to adults, and, when suppressed, may produce apoplexy, dropsy, hydrocephalus, etc.

Scabius Vesicular, or Common Itch.—Mostly occurs in highland. Stopped too suddenly, various affections of the pulmonary organs may result.

Scabius Purulenta.—Composed of yellow and purulent eruption between the fingers and toes. The principal, if not the only cause of itch, is contagion. Most invariably contagion is confined to no age, sex, rank, or condition, but most commonly among those who neglect cleanliness, especially sailors, soldiers, prisoners, etc. The contact of the smallest particle of matter causes contagion of the disease. As the insect will not leave its burrow except at night, and if impregnated not then unless by scratching, the contagion is not likely to occur except at night, as holding the hand, or hand shaking, but if disturbed by scratching it will be communicated even in this way.

Is most common in youth, or those with a tender skin.

TREATMENT.—Apply benzine to the affected part every night. This is a sure and effectual remedy. In case this can not be had, bathe with hydrodate of potass. at night.

SCIATICA.

Sciatic neuralgia is confined to the course of the sciatic

nerve, and hip joint. It requires no special treatment differing from that already laid down under neuralgia. It is distinguished from regular rheumatism by the sharp, cutting, acute pain in the hip joint. It was formerly called rheumatism and is so designated until yet by the old school physicians, but there is no question that it is of a purely neuralgic character. The sciatic nerve is the largest in the body, hence the slightest interference with it will create great pain.

TREATMENT.—This will not differ from that under the head of neuralgia. The comp. syrup frostwort, with iodide potass before meals, cimicifuga comp. after meals, with warm salt water baths, counter-irritants and protection from the air.

SCROFULA.

This is a morbid condition of the system where the vital powers are depressed; where we have blood elaborated of low vitality, albuminous, and of a nature once transmitted or acquired, gives rise to an increased action of the heart, a throwing out or exudation of the albuminous blood into every part that is weak, increased temperature of the body. This albuminous blood once effused, its watery portions are absorbed, its solid portions aggregate in round masses, whence they receive the appellation of tubercle. It may be hereditary or acquired, and once established, the patient is liable to all the train of symptoms that attend this condition of the blood and vital powers.

Among its prominent features are arrest of development, inflammation and softening, with a tendency to destruction of all the tissues of the body.

Scrofulous infants have small limbs, large abdomens, weak spines, prominent chests, large heads, and are liable to ulceration, etc. Its effects begin before birth, and end with the life of the patient. It may be recorded among the causes of spontaneous abortion.

Scrofulous infants are liable to convulsions, dropsy of

the brain, cholera infantum, consumption of the lungs, consumption of the bowels, etc.

Scrofula modifies diseases, but makes them difficult to cure. It attacks every part of the body, but chooses the weakest point, which becomes the centre of scrofulous affections. Let a scrofulous child take cold, and it will, in all probability, die from consumption.

Let some over-excitement, over-action or irritation, cause a determination to the brain, and we have tubercular meningitis, effusion of tubercle, convulsion and death. Let there be irritation of the bowels, as diarrhœa, cholera infantum, and we have tabes misenterica, or tubercles of the bowels; irritation of the elbow, knee, wrist, or hip, and we have white swelling, or coxalgia (hip-joint disease.)

A morbid condition, as before stated, may be hereditary or acquired; it may be developed and then transmitted. Children are born, predisposed to tubercle, if their parents have had syphilis or been licentious. Again, disparity of age has a like effect—one old, the other young, or if near relations marry; also, the offspring of those who have been severely drugged with mercury.

There is, at present, an unprecedented increase of the scrofulous diathesis in America—among a nation that possesses every comfort and luxury of life; and this increase can only be accounted for by the increased activity and excess in the generative functions, which is due to the stimulants, literature, and amusements of the present age.

Excesses in the amative embraces of parents produce scrofulous offspring. This offspring, inheriting the depravity of passion and blood, develop disease by the former, and thus the work of death goes on.

Incompatibility of temperament is also a prominent cause, and, in the city, want of light, pure air, the use of poor food, pork, constant drugging, poison, whisky, etc., are among the train of causes that produce the strumous, or scrofulous diathesis. To prevent this wide-spread dis-

ease, the common people must learn the immutable laws of life, then the causes will be abolished. Abolish poverty, filth, vice, or immorality, drugs of a poisonous nature, in a word, everything that degenerates humanity. The higher the standard of morality and education, the higher order of manhood we have, both physically and mentally.

Progressive physicians have been remarkably successful in the treatment of this condition, under favorable circumstances.

Our allopathic neighbors give arsenic to overcome this diathesis, and this tends to increase its ravages. What we prescribe is plenty of light, air, exercise, and cleanliness, and, above all, a generous, nutritious diet. Bathing in salt water, flannel next the skin, and the avoidance of all the predisposing causes—excesses of every kind. A good bath at morning, with much friction, and an occasional iodine bath, tends to get up a healthy action.

Nutritious food, pure, simple, and healthy, is indispensable in connection with these remedies, calculated to promote elaboration of pure, healthy blood.

TREATMENT.—

R. Glycerine.....	12 oz.
Phosphor. acid dil.....	3 oz.
Tr. nux vomica.....	1 oz.

Dose, one teaspoonful, before each meal. Shake well, so as to thoroughly combine it. After meals give

R. Fld. ext. frostwort	2 oz.
“ “ iris versicolor.....	1 oz.
Corydalis for.....	1 oz.
Stillingia	2 oz.
Alcohol.....	2 oz.
Iodide potass.....	1 oz.
Simple syrup.....	7 oz.

Shake well, and give one teaspoonful three times a day, half hour after meals. At night, to promote sleep, and purify the blood, give fluid extract phytolacea, 15 drops,

before retiring. Keep up the treatment, at intervals, for month, and you will eventually overcome the diathesis.

SCURVY.

Chiefly confined to inhabitants of northern latitudes; seldom appears in the south, or near the tropics—this exemption due to great abundance of fruit and vegetables. It is most common in navy and army, or among sailors, when confined to salt pork, bad bread, without vegetables or fruit.

Want of cleanliness is another cause of this trouble. The existence of scurvy has been attributed to want of potash in the food. Most of vegetables contain a certain per cent. of potash; also, fresh meats, etc. Scorbutic patients soon recover under the use of potash.

SYMPTOMS.—These are first noticed in the changed appearance of the countenance, the face is pale and bloated, and the white complexion assumes a dingy hue, the gums swell and bleed when but slightly touched; bad breath general debility, lassitude, and pain in the limbs highly resembling rheumatism; the joints feel stiff and weak, and any exertion seems a task; difficulty of breathing; dry, harsh skin.

The condition of the blood in scurvy is entirely changed; there is over one hundred and fifty more parts of water in scurvy than in health. There soon appears black, brown, or blue spots, all over the skin, and the extremities become smaller. Hemorrhage from bowels, throat, etc., may take place, and is often extremely troublesome. As such cases are seldom met with in home life, an extended description seems unnecessary. The symptoms are so well marked that there is no mistaking the disease, and the remedies are sure and simple.

TREATMENT.—In scurvy the main object is to change the diathesis, and to this end plenty of fresh meats, vegetables, fruits, as a diet, and the following internally:

R. Tr. cinchona comp.....	8
Phosphoric acid.....	.2
Syrup.....	6

Dose, one teaspoonful before each meal, at the same time having a care for diet, giving only fresh meats, vegetables, and fruit. Lemons, or lemon juice, is excellent. The bromide of potass. or iodide of potass. for internal use will do good.

SIMPLE FEVERS.

The mildest type of fever may last for a day and night to eight or ten. It has all the symptoms of the more severe type of fever, but in a less degree. Lassitude, nausea, restlessness, pain in the back and limbs, headache, increased circulation, scanty urine, skin hot and dry, delirium, constipation, etc.

TREATMENT.—Give the Eclectic pill at night, a warm alkaline bath in the morning, and every two hours:

R. Tr. aconite fol..... $\frac{1}{2}$ oz.
 Fld. ext. asclepias..... $\frac{1}{2}$ oz.

Dose, twenty drops, every two hours.

SLEEPLESSNESS.

If not connected with other symptoms, or other diseases, assumes a form of disease or derangement, due to some error in diet, habits, etc. The free use of tea, indulged in by some, is one cause, especially in nervous temperament; low spirits, despondency, grief, bad news, or even good news, will keep some people awake half a night. I have met with a few persons who would not sleep without eating just before retiring; and, again, there are others to whom a full supper assures a wakeful night.

Loss of sleep will break down the whole nervous system sooner than anything else—than any amount of mental or physical labor—and is one of the most common causes of insanity.

Protracted wakefulness will derange the system—the whole system—producing loss of appetite, general debility, diminishing the urine, etc., and weakens the mental faculties. Give me sufficient sleep, even if it costs me one-third

of my food, as it will do more to keep up the system than one half the quantity, or quality, of food.

TREATMENT.—We should never give opiates, but adopt some simple means of getting composed to sleep. Centre the mind on one thought, and you will soon fall asleep. If this fails, and the bed feels uneasy, get up and take the air a few minutes. A salt-water bath will often remedy the nervous wakefulness. Avoid the cause, and you will need very little treatment to overcome the effect.

SPINAL IRRITATION.

Spinal irritation is usually due to hysteria, uterine irritation, protracted menstruation, leucorrhœa, gout, rheumatism, and nervous^e exhaustion.

SYMPTOMS.—Pain in the spinal column, extending to the head in some cases, the pain is always aggravated on pressure, a false step or sudden movement; sometimes amounts to numbness, spasm or loss of muscular power. The irritation often extends to the whole body, involving both the nervous and muscular system. There is usually a feeling of constriction about the chest. I have met with cases of irritation of the dorsal or central portion of the spine, where the pain would be referred to the side just below the breast (mamma.)

We can sometimes detect a tenderness by pressure upon each process in rotation, but very often there is little external symptom of the true nature of the case.

TREATMENT.—Salt water baths will often relieve, with some internal nerve tonics. Ordinary cases will yield to—

R. Bromide potass..... 1 oz.

Aqua..... 8 oz.

Dissolve the potass. in the water, and give a teaspoonful before each meal. If dependent upon uterine diseases we must direct our treatment to the removal of the cause.

SPINAL CURVATURE.

We have three varieties of spinal curvatures not connected with caries, or ankylosis of the vertebra.

First, posterior curvature from within, and producing an elevation on the spine.

Second, anterior curvature from without inward, throwing the breast or chest outward.

Third, lateral curvature in the shape, or assuming the form of the letter S, to some extent.

Posterior curvature ; the curve is usually about the centre or middle of the spine, outward, is often due to holding very young infants up under the arm-pits, forcing the ribs inward, and the breast bone and spinal column outward ; slight curvature may result from the habit of stooping, or leaning forward while reading, writing, etc.

TREATMENT.—Spinal curvatures in children are amenable to treatment—to proper treatment. The best means is to apply Kolb's brace, with daily rubbing of the spine with salt water or stimulating lotion, and giving, internally, the syrup hypophosphites, soda, lime and iron, with chinchona after meals. Rest and the recumbent position is absolutely necessary to success. The treatment should be commenced on the first appearance of the disease, and the position of the patient, when lying in bed, should be looked to, having them on the back as far as practicable

Anterior curvature is very rare, but may be met with. It is usually found to proceed from those who, in early life, have brought the muscles of the lower part of the back and hips into active use.

It produces quite a singular appearance to the observer, and when occurring in the dorsal vertebra, causes the chest to assume the appearance of a protuberance.

TREATMENT.—Can do but little good in this class of cases, unless at the very incipiency. Lateral curvature is most common, and may be from right to left or left to right, usually met with from ten to twenty, and it is of a nature unmistakable, due to imperfect development of bone, rickety or strumous diathesis in children, and to employments that require the use of one side, or set of muscles, while the other is but partially used.

It is amenable to treatment in the early stages, provided we have perfect rest, and proper local applications of braces or stimulants, that will have a tendency to get up healthy action. The position in bed should be on the side from which the curvature extends, and a hard mattress is preferable to a soft, or feather bed. Proper diet, salt water baths, with considerable friction to the parts involved, is absolutely required for successful treatment. When the patient is old, bones fully formed and hard, treatment effects but little good.

SUSPENDED ANIMATION.

Extreme anxiety, followed by unconsciousness, the power of voluntary motion ceases, and the circulation. We have this condition from quite a number of causes, prominent among these we will mention the following: *Asphyxia from strangulation*, asphyxia from drowning, and asphyxia from choking. Suspended animation from a cord around the neck is caused by interruption of respiration, and engorgement of the brain, cutting off the circulation.

TREATMENT.—Keep the head and shoulders raised, restore the circulation by applications of warmth to the body, apply ammonia to nostrils, mouth, and throat, stimulate the chest with warm applications, mustard, and cayenne pepper.

When animation is suspended from foreign bodies passing into the larynx, we must endeavor to remove the cause. In suspension from inhaling poisonous gases, of which the fumes of burning charcoal is most common, we would get plenty of fresh air, rub with vinegar, and inhale the same, throw cold water in the face, apply heat to the feet, give opium and belladonna, make a hot, blazing fire, and put fresh water all through the room in shallow vessels. In all cases, the rule is to apply warmth to chest, cold to face, and heat to feet. Keep the head well up, and give plenty of fresh air. In cases of suspended animation from cold, we would endeavor to warm our patient from within, out-

ward. Apply ice, or snow, to the body, rub well with flannel. The application of warmth must be very gradual. We must resort to enemas, if patients can't swallow. If he can swallow, give warm coffee, or beef tea, or even warm wine. If enemas have to be used, throw up, say, a gill of warm tea, with a drop of tinct. of cayenne in it.

When suspended animation arises from swooning, or fainting, the patient should have plenty of fresh air, the head level with body, water over head and chest, friction with capsicum, or ammonia, over the heart, a teaspoonful of brandy internally, and ammonia to the nostrils, galvanism, if at hand, and, in fainting from hemorrhage, give opium and brandy internally.

For intoxication, or narcotic poisoning, place the patient on the side, with head well up, apply cold to the head, and heat to the feet, stimulating applications to the chest, with stomach pump, strong tea or coffee, or a solution of acetate of ammonia. If not dangerous, allow patient to sleep awhile, but not too long.

TABES MESENTERICA.

Or consumption of the glands (mesenteric) of the abdomen, is next to the same disease in the lungs. Tubercular deposits in the glands are met with in very young children, in fact, one-half the mortality among infants is due to this disease. Where tubercular deposits are found in the mesenteric glands, it stops their functions—the chyle cannot pass through them, and so we soon have degeneration of the glands.

Any irritation of the bowels and peritonium is liable to cause effusion of tubercular matter, and to this we may attribute its seeming connection with diarrhœa, or rather following it.

SYMPTOMS.—Increased temperature is a marked symptom, and may be detected long before the bowels begin to swell. In fact, increased heat is an attendant symptom of

all tubercular disease, and as soon as the disease is arrested the symptoms disappear.

Enlargement of the abdomen, with wasting of the whole body, extreme emaciation; pain in the bowels, drawing of the legs up toward the belly; deep-red color of lips; small ulcers in the inside of the mouth; bowels irregular, always small.

TREATMENT.—Proper treatment, if resorted to before the glands are much impeded, will bring about rapid improvement; and to this end, first of all, we must tone up the nervous system, and thus get up a more perfect elaboration of blood. Neutralize acidity, and to meet all these indications, a good diet is essential. Milk and lime water, white of egg, juice of meat, salt-water baths, flannel next the skin, with a roller, or bandage, over the abdomen. Give—

R. Hypophosphite soda.....	$\frac{1}{2}$ oz.
Hypophos calcis.	$\frac{1}{2}$
Hypophos ferri... ..	$\frac{1}{2}$
Simple syrup.....	1 pt.

Mix, shake well, and give a teaspoonful three times a day. Also—

R. Huxham's tr. cinchona.....	2 oz.
Tr. nux vomica.....	$\frac{1}{2}$ oz.
Fluid ext. cardamon.....	$\frac{1}{2}$ oz.
Glycerine.....	℥3

Mix, shake well, and give a teaspoonful three times a day.

Give the two preparations one to two hours apart.

TETANUS, OR LOCK-JAW.

Of all the diseases to which the nervous system is liable, there is none so terrible, so utterly hopeless, as lock-jaw. The irritation is conveyed to the nerve-centre from a distant point, and indelibly fixed there. It certainly arises from effusion. This is the true condition, and appears as a long-

standing, spasmodic contraction. Differs from convulsions, or spasms, where we have alternations of contraction and relaxation. We have two classes: traumatic and idiopathic. The idiopathic form is much less dangerous than that arising from a wound.

The symptoms of this form are almost the same as that caused from strychnine.

The cause is always the same, severe irritation, communicated to the nerve-centre, from which congestion, inflammation, and effusion arise. Previous depression of the vital forces, is a predisposing cause.

SYMPTOMS.—Sets in suddenly, the muscles of the throat and jaw become first affected, the patient feels as if he had taken cold, and finds it quite difficult to swallow, or open the mouth, this increases until the jaw is set, and we have real *lock-jaw*. The pain and spasm is intense, occurring every fifteen minutes, at most, and being all the time, in most cases.

The pain is impossible to describe, as it is, at times, so severe as to cause the patient to get upon his feet and head, almost at same time, with spine bent backward.

The appearance is terrible, the face pale, bloodless, contracted brow, skin of forehead is wrinkled, eyes fixed, prominent, sometimes almost bursting from their sockets, at times, diffused with tears, intense thirst, patient may doze, but cannot sleep.

With all this suffering, the intellect is unimpaired, and all attempts at swallowing are attended with perfect torture. Death comes to the relief of the patient in from three to five days.

TREATMENT.—The only treatment likely to prove effectual is a combination of lobelia, capsicum, and valerian, as follows:

R. Fld. ext. lobelia.....1 oz.
 Valerian.....1 oz.
 Capsicum1 dr.

Mix, give 30 drops every hour, introduce it between the teeth, and throw it up the rectum, at the same time, until complete relaxation is established. If this does not seem to act quick enough, give chloroform, inhale it until relaxation is complete, then follow with :

R. Fld. ext. podophyllin.....10 drops.
 “ “ jalap.....10 drops.
 Iris..... 10 drops.

Give at a dose. Keep up the relaxation, and then give bromide of potassium in ten grain dose, repeat every two hours, alternate with, say, fifteen drops of fluid ext. calabar bean, and every two hours apply ice to the spine, dry cupping, etc. If you can keep your patient along four or five days, we shall be able to overcome the disease by absorption of the effusion, and get up a reaction.

Remember, it is a disease that death is the only alternative, and that, if our treatment looks dangerous, we must keep in mind we have a disease that will admit no half-way measures.

TINEA, OR PORRIGO.

This is a species of skin disease, chiefly affecting the scalp, and consists of a parasitic plant about the roots of the hair. There are several varieties of tinea, but the characteristics are all the same. We have the crusted scalp, ring-worm, etc., which are all classed by writers as belonging to the same family.

For the general reader, it is useless to enter into detail, or minute description of each particular form.

SYMPTOMS.—The most common variety is characterized by a hard, thick crust forming on the scalp—thick, dry, and brittle. Great care is required to keep the parts clean, or we will have intense itching; a discharge which is readily communicated to others, or other parts.

CAUSE.—Strumous, or scrofulous diathesis, disordered digestion, uncleanliness, depressing passions.

TREATMENT.—One of the essentials is cleanliness—fre-

quent washing with soap and water. We must act upon the blood, improve the general health by tonics and attention. The comp. syrup of frostwort with cinchona comp.

Apply to the scalp poultices as follows :

R. Pul. iris versicolor..... $\frac{1}{2}$ oz.
 Bi-carb. soda.....1 dr.
 Crackers, grated fine, sufficient to make a poultice.

Apply to the head at night. After removing, wash the head with—

R. Hyposulphite soda..... 20 gr.
 Water..... $\frac{1}{2}$ pt.

Keep the head moist with this, which is usually sufficient, but if the scalp is covered with suppurating ulcers, apply the carbolic acid or ointment of iodoform and carbolic acid, as—

R. Iodo form.....20 grs.
 Carbolic acid..... 1
 Lard..... 1 oz.

Mix well, and apply to the sores twice a day.

This will suffice to cure even the worst forms of scald-head.

TONSILITIS.

Inflammation of the tonsils, prevalent during spring and autumn, when the weather is variable, sudden changes, etc.

SYMPTOMS.—Heat, and dryness in the throat, preceded by chilly, shivering sensation ; throat filled with mucus, glands in the jaw become swollen, hawking, spitting, and constant effort to swallow, attended with pain ; respiration is difficult and hard, feverish symptoms, throbbing and formation of pus, which eventually breaks and discharges, sometimes during sleep. Duration is from six to *twelve* days ; terminates in suppuration, and may be an external abscess. The tonsils remain swollen and enlarged, and the disease is very liable to return. We have a change in voice, and sometimes a chronic inflammation and enlargement of the tonsils.

CAUSES.—Childhood is most subject, youth and middle age next. The aged never have tonsilitis. Change of temperature, drinking ice water while hot, wet feet, and the influence of the changes in spring and autumn, etc.

TREATMENT.—In acute cases, we would give the following every two hours :

R. Fluid ext. serpentaria.....	}	aa $\frac{1}{2}$ oz.
Asclepias.....		
Tr. aconite fol.....		

Dose, twenty drops in water. Locally, we would use, as a gargle—

R. Tr. hydrastis can.....	}	aa $\frac{1}{2}$ oz.
Fluid ext. baptista.....		
Fluid ext. hamamelis.....		
Myrica cer.....		

Mix, and add a teaspoonful to a half pint of water. Use as a gargle every three hours. Externally—

R. Tr. belladonna.....	1
Aqua ammonia.....	$\frac{1}{2}$
Tr. arnica.....	1

Rub well in over the region of the pain. In chronic cases, or to prevent a return, we would give the comp. syr- up of frostwort, a teaspoonful before each meal.

TOOTHACHE.

After death the teeth are the last part of the human frame to decay, resisting chemical changes and all decomposition for hundreds of years, and yet, in civilized countries, they are the first part to decay. The Indian, living in his natural or primitive state, never has bad teeth; animals' teeth are the same, in chemical composition, as the human, and yet they never have toothache. Then, there must be some exciting cause of premature decay of the teeth—some artificial means to bring it about. In our Southern country, before the late war, the negro slaves seldom had a warm meal, and no people under the sun

were blessed with better teeth, or less freedom from toothache, except the American Indian.

This shows at once that hot food, hot drinks, etc., is the cause. In fact, it has been demonstrated that anything taken into the mouth, of a temperature above that of the blood, is destructive to the teeth.

Then, as another cause of early decay, we have hereditary taint, scrofulous diathesis, and mercurial medication, which is, among the old school, a universal panacea for all the ills, or so considered from its universal application.

TREATMENT OF THE TEETH.—To preserve the teeth we should accustom the child to take its food cold; habit is all that makes us take hot bread, meat and coffee, etc. Once accustomed to cold, we would prefer it naturally. The teeth should be well cleaned after each meal, and if they become carious, the dead part should be removed and the sound part covered or filled with gold. If the inflammation and decay reaches both external and internal part of the tooth, extraction is the only remedy.

For toothache we usually prescribe oil of cloves and tincture of belladonna on cotton, applied in the cavity. This will generally give prompt relief. Camphor, laudanum, and chloroform, applied in same way, will relieve. For bleeding of the teeth, scurvy of the gums, etc., apply fluid extract myrica cer. ten drops in a wine glass of water, with a soft brush. Prepared charcoal and pulv. orris root are splendid to cleanse the teeth and preserve them.

Avoid the use of tobacco or chewing gums. The teeth should not be converted into scissors, nut-crackers, cork-screws, etc. They are made for the purpose of mastication, and are decidedly better than any artificial ones we can ever have, and should be more carefully preserved than those we have to pay a hundred dollars for.

TRICHINA SPIRALIS.

A species of entoza, or living animal, that inhabits the

muscular structure of some animals, and this flesh, when used as food by the human species, communicates it to them. They are found, also, in the intestinal canal. The first animal, or, in fact, the first discovery of them, was in the hog. More recently, it has been found in the deer and human species. Portions of muscles have been taken from the living subject, suffering from trichina, and hundreds of the trichina have been found in the structure of the muscles. Of all animals, the hog is most subject to trichina, and their existence makes the meat of this animal entirely unfit for food. The great trouble is in detecting their existence. You may have thousands of them just before your eyes, and not be able to see them without the aid of a microscope. Dry ham, and fresh pork, often contain these trichinas, and when we take into consideration the fact that we cannot tell of their existence by the naked eye, we are at a loss how to proceed with caution in selecting. The only safe way, is to abstain from it altogether, or have it cooked in boiling water, as nothing but the boiling point will kill them.

SYMPTOMS.—The symptoms resemble typhus fever, all except there is no enlargement of the spleen; the pain and aching of the muscles are very similar. Lassitude, depression, sleep interrupted, loss of appetite, heat and thirst, abdomen painful and swollen, stiffness of limbs, frequent pulse, general derangement of the secretions, urine scant and high-colored.

When large quantities of meat have been consumed, the symptoms are more intense, and the patient is prostrated with paralysis.

The course of this disease is three to four weeks, if not relieved; the symptoms grow more intense; pulse and respiration hurried, and sweating profuse; difficulty in opening the mouth, delirium, and death. In cases that terminate favorably, there is a gradual improvement—a return to a healthy standard.

Sausage poisoning in Germany is almost identical in symptoms with that of trichina.

The vitality of trichina is never destroyed, except when brought to a boiling point, and kept there for several minutes.

TREATMENT.—The treatment of the old school is such that failure is the result in almost every case. The following has proved entirely successful in cases where it was taken in time :

R. Santonine.....20 grs.
Oil turpentine..... $\frac{1}{2}$ oz.

Dissolve the santonine in the turpentine, and give 20 drops on sugar, three times a day. Benzine is the never failing antidote, and should be given all through the disease.

R. Benzine.....4 dr.
Licorice juice..... .2 dr.
Gum arabic.....2 oz.
Aqua mentha..... .8 oz.

Mix, and shake well, give one tablespoonful every three hours during the day.

TUBERCULOSIS.

Idiopathic blood disease, in which the watery portion is increased, and the red corpuscles diminished. It is identical with scrofula, and may be inherited, or acquired, if the patient is subject to depressing influences. In all diseases of this class, there is an exalted condition of the nervous system and circulation, long before the disease develops itself, which extra work, or strain, upon the nervous system causes the elaboration of an impure blood, or blood overcharged with albumen, liable, at any time, to produce effusion in the lungs, etc. As soon as effusion takes place, the watery portion is absorbed, leaving what is known as tubercles imbedded in the substance of the lungs, brain, or glands, where the effusion may have taken place. When

the tuberculosis exists, it modifies and influences every other disease with which the patient is attacked, and, in fact, is a fruitful source of disease, or aid to their development, rendering them more difficult to cure. True, this condition may exist, lie dormant a life-time, unless called in play by some predisposing cause—some depressing influence; a tendency of blood to some particular point, an arrest of functions, and development of local effusion, and tubercular formation, and the efforts of nature, being insufficient to throw off the disease, we have a form of ulceration, hemorrhage, etc.

Tubercle is deposited, by preference, in the apex of the lung, the brain, mesenteric glands, etc.

The usual, and, in fact, only way of curing or getting rid of tubercular deposits, are by elimination, absorption, and building up and giving strength to the whole nervous system, so as to obtain a healthy formation of blood, and a natural circulation, by which to prevent the continual formation of tubercles.

In all cases of tubercles, or tendency thereto, there is great sympathy between the stomach and part affected, and we have a sort of indigestion, or delay in the process of digestion, and tendency to formation of acid.

We must, in our treatment, have an eye to correcting this condition, build up the whole system, and strengthen the appetite and digestive functions. To this end, we would advise the syrup of hypophosphites before, and the comp. syrup of frostwort, with iodide of potass. after, meals, nux vomica at night; a good, nutritive, blood-elaborating diet, under which, if the vital powers are not too low, we shall soon find relief.

TYPHOID FEVER.

Among the numerous fevers to which the human family is subject, we have none so insidious, so depressing, so slow and dangerous as typhoid fever. Languor, lassitude, headache, general nervous debility, bleeding from nose,

throat, and in fact, may occur from any mucous membrane, slight cough, the face assumes a dark, purplish hue, the pulse is increased in number of strokes per minute; the patient lies stupid and muttering, half sleeping, but at night wakeful and delirious. About the second week we have dullness of hearing, there is swelling of abdomen, and diarrhœa, rose colored spots appear on the abdomen, these disappear upon pressure, and soon return when the finger is removed, gurgles under the hand when placed over the abdomen. Under ordinary circumstances, the typhoid symptoms remain three weeks, but if badly treated may run to six or eight weeks. One month with favorable surroundings will be necessary under most physicians; under the old school practice I never knew one fully to recover under two or three months.

SYMPTOMS.—Small, wiry pulse, suppression of urine, brown coated tongue, sordes on teeth, hemorrhage from bowels, irritation and ulceration of bowels.

Temperature generally runs to 104, if beyond that, prepare for a severe case, but if it sinks below, then you may know your patient is getting along all right. Hemorrhage and diarrhœa are characteristic of this fever, urine scant, high colored, rich in urea but deficient in chlorides. Typhoid may be complicated with pneumonia.

We have usually a slow convalescence, a weak debilitated condition of the nervous system.

The mesenteric glands, the spleen, and glands of the small intestines, are the first most effected in typhoid; the glands go through all the stages of inflammation, congestion, ulceration, and induration, and the only indications of a cure is to hasten the elimination of the poison from the system and healing the ulceration.

TREATMENT.—If called to a case of typhoid in the first few days, we can almost invariably abort it, or, at least, modify the symptoms so as to make it quite mild. If the stomach appears irritable, we would give an emetic of

compound powder of lobelia, which is prepared as follows :

R. Pul. lobelia seed.....	}	aa $\frac{1}{2}$ oz.
Pul. eupatorium per.....		
Capsicum.....		

Mix, and give one teaspoonful in a wineglass of hot water every fifteen minutes, until it acts as an emetic ; then follow with—

R. Sulphate of quinine.....	}	aa 15 grs.
Prussiate of iron.....		
Capsicum.....		10 grs.
Gelsem.....		3 grs.

Mix well, and make six powders ; give one every three hours. Give fifteen drops tincture aconite every three hours, until the feverish symptoms have subsided.

When the temperature of the body is diminished, the symptoms are favorable, and we may hope for rapid recovery. Once established, it runs a certain course ; all the medical aid we can bring to bear will not stop it under fifteen days, and what is left for us to do is to conduct the patient through it as safely as possible.

Aconite is our favorite remedy, and may be given every few hours during the day. Bathe the whole body with alkaline baths, three times a day. The bowels should never be disturbed, unless obstinately confined. In that case we would give—

R. Rhei et potass.....	1 dr.
Flu. ext. leptandrin.....	15 drops.

This will gently move the bowels, and act upon the liver. The diet should be almost entirely liquid—milk, fresh boiled ; beef-tea, and a very little pure brandy added to the milk. We may give a teaspoonful of brewer's yeast, in a cup of milk, twice a day. Give, during the day, fifteen drops phosphoric acid, diluted in sweetened water, threet imes a day.

There is very little use for medicine, other than that laid down as follows : If we fail to abort the disease, we will keep the pulse to eighty with tinc. aconite foliate,—fifteen

drops in water,—say, three or four hours apart. If there seems to be a tendency to putrescence, or fetor, give a teaspoonful of brewers' yeast, in a wineglass of fresh milk, twice a day. Should there be diarrhœa, give the following :

R. Flu. ext. geranium.....	}	aa $\frac{1}{2}$ oz.
Hamamelis.....		
Populus.....		
Prunus.....		
Brandy		4 oz.

Dose, one teaspoonful as often as there is an action on the bowels. If the bowels are constipated—obstinately so—give :

R. Syrup rhei et potass. 1 dr.

Flu. ext. leptandrin vir..... 15 drops.

Give at a dose, and repeat if necessary. Attend to the bladder to see that retention does not exist ; and, if we give anything additional, it should be either ten drops oil of turpentine three times a day in sweetened water, or six drops of nitro-muriatic acid in water three times a day. Keep the patient in the recumbent position all through the disease. Establish convalescence on tonics, among which we have none better than the following :

R. Flu. ext. nux vomica. $\frac{1}{2}$ oz.

Flu. ext. hydrastis..... $\frac{1}{2}$ oz.

Flu. ext. cinchona..... $\frac{1}{2}$ oz.

Acid phosphor dil..... $\frac{1}{2}$ oz.

Dose, thirty drops in sweetened water, before each meal. Light, nutritious diet is also essential.

TYPHUS FEVER.

A contagious fever, arising solely from animal miasma, usually due to over-crowding in ship, or prisons, and, when once established, it spreads rapidly. Duration, from 15 to 20 days. The fever has a period of incubation, lasting from 10 to 12 days, after which a stupid, dull aspect of countenance, a heavy rash makes its appearance, skin dry,

harsh, and assumes a sallow hue; thirst extreme, and constipation obstinate; all the symptoms are aggravated towards evening, irritable, restless, and sleepless nights. On the seventh day, the peculiar rash makes its appearance, and consists of a true measly eruption, appearing, at first, in irregular spots, of a dusky, or mulberry-colored, appearance. These eruptions disappear on pressure, and appear as if raised above the surface—appear, first, in the face and chest, and remain until the end of the fever. During the first week, we have stupor, profound lethargy, want of sleep, conjunctivitis, ingestion, deafness, noise in the ear, obstinate constipation, never diarrhœa, patient lies in a stupor, dozes, but restless withal; temperature usually ranges at 104° , respiration 40° , urine diminished in quantity, increased in urea, but deficient in chloride—sometimes we have complete suppression of urine.

As the case proceeds, we have great prostration, muscular twitching, coma, delirium. If convalescence is going to take place, it commences about the fourteenth day; the change is perceptible—diminishing of all the symptoms, and gradual restoration to a healthy standard. The complications are pneumonia, pleurisy, diarrhœa, suppuration of the parotid glands.

If a fatal termination takes place, it may be looked for between the twelfth and twentieth days. There can be but little danger of mistaking typhus for typhoid fever. The measly eruption, stupor, color of the eye, and skin, constipation, and general mental debility, are peculiar to typhus, and are always present; but in typhoid the intellect is always clear, the eruption is not present, and we have diarrhœa.

Wherever typhus fever prevails, there should be the most thorough efforts to keep everything clean and healthy; powerful disinfectants should be used, patient placed in a well ventilated room, and plenty of fresh air, if possible; the bedding should be changed every day, and,

if at all cold, there should be a fire kept burning in the room all day; vessels, containing chloride of lime, should be kept about the room.

TREATMENT.—Should we have the case from the beginning, we would advise a thorough emetic of lobelia comp. as directed in typhoid fever; after that, give the following—

R. Podophyllin..... 2 gr.
Leptandrin..... 4 gr.

Mix, and make two doses. Give one in a teaspoonful of cream of tartar, and if the first fails to act, give a second six hours after. Use a bath of tepid or cold water, acidulated with nitro-muriatic acid. Sponge the whole body every three hours, if possible, keep the bowels open with small dose of syrup rhei et potass, keep cold to the head. When fever is high, beyond this, then our treatment should be the same as that recommended for typhoid fever.

The powder of quinine and gelseminum comp. to control the fever, aconite to keep the circulation in bounds, attend to the urine until it is relieved, use the catheter. The only diet admissible for some days is milk punch, or milk and brandy, white of eggs, essence of beef, etc.

Convalescence should be established on—

R. Chinchona comp..... 8 oz.
Nitro-muriatic acid..... 1 oz.
Syrup... .. 7 oz.

Dose, one teaspoonful before each meal.

R. Fluid ext. populus..... }
Prunus vir..... } aa $\frac{1}{2}$ gr.
Nux vomica..... }
Hydrastis can..... }

Dose, twenty drops in water, after each meal. Salt water baths, rest, attention to diet, etc., is all that is necessary after the fever has once abated. In all cases of fever, too much attention cannot be given to sponge, or cold water baths, it equalizes the circulation and acts splendidly in all types of fever. Alkaline or nitro-muriatic acid baths are preferable in fevers.

ULCERS.

Ulceration may exist in a great many conditions, and depend upon many causes. Usually results from congestion, inflammation, or it may be entirely local in its origin; usually depends upon constitutional causes, syphilis, scrofula, etc., etc.

We must observe these indications, to be met in treating all kinds of ulcers:

First, is support to the surrounding parts, bandage the limb from the extremities upward, above and below the ulcer, use slips of adhesive plaster, apply far enough to keep the edges from dropping, and to keep the edges in approximation.

Pain must be entirely subdued, no sore ever heals while pain, or irritation, continues. Mild dressing is essential to heal an ulcer rapidly. I have found, in most cases, the following:

R. Permanganate of potass.10 gr.
Water..... 8 oz.

Mix, and apply lint, saturated with this lotion. If there is fungus growth, apply caustic potass., for their destruction, and dress with iodide lotion. Scrofulous ulcers heal best under a solution of sulphite of soda, or bayberry tea.

The following, I have found excellent as a dressing for all chronic, or irritable, ulcers:

R. Fld. ext. hamamelis..... } aa
 " " myrica cer..... } ½ oz.

Add a teaspoonful to a half pint of water, and wash the ulcer twice a day, using carbolic acid, dissolved in glycerine as a plaster.

URÆMIA.

A poisoning of the blood, following some diseases, in which albuminaria is in excess—cholera, scarlatina, and diabetes.

Uræmic poisoning is due to an excess of urea in the

blood, and its transformation into carbonate of ammonia in the blood.

The effects of the disease are plainly visible upon the spinal cord and brain.

SYMPTOMS.—We have stupor, and difficulty of arousing the patient at all, complete coma, stertorous breathing, with all the symptoms of opium poisoning. In another variety, we have epileptic convulsions, affecting the entire muscular structure, while the mental faculties remain intact.

We have a great many cases where coma and convulsions are combined.

The convulsions that occur during gestation in females is due to pressure and renal congestion—want of power in the kidneys to act so as to throw off the impurities. Suppression of urine is a common result of cholera, and other poisons in the blood. We have cases where the uric poisoning is so great that the whole secretions of glands, skin, etc., partake of the nature of the poison, and have the odor, taste, and appearance of urine.

When it is the result of inflammation of the kidneys, we have skin hot and dry, thirst, nausea, vomiting, rapid pulse, tenderness of the abdomen on pressure, swelling, burning, pain in the region of the kidneys, constant inclination to urinate, with great pain on each attempt; urine taste in mouth, urinous odor of the sweat, great anxiety and uneasiness.

In total suppression, the symptoms will be much worse: all the evidences of poisoning, cerebral derangement, with retraction of the urethra, hiccough, pain in the head, delirium and coma.

TREATMENT.—We must give active cathartic:

R. Podophyllin.....	} aa 3 gr.
Jalapin	
Leptandrin	
Bi-tartrate of potass.....	30 grs.

Make into three portions, and give one every three hours until they act freely upon the bowels. Then follow with

nitro-muriatic acid, six drops every four hours, in sweetened water. Hot, or vapor, baths to keep the skin acting. Restore the action of the kidneys by the following, if possible :

R. Fluid ext. Buchu comp.....2 oz.
 Fluid ext. Gelsem $\frac{1}{2}$ oz.

Dose, twenty drops.

URINARY CALCULI.

These are of rare occurrence in very warm, or very cold, climates—the inhabitants of temperate zones being much more subject to calculus formation.

Old people and children are, in a measure, exempt from it, apparently, appearing mainly in persons in the prime of life, and those of a gouty diathesis.

The calculus formation is usually preceded by feeling of languor, derangement of the stomach, nausea, etc. Calculi are formed in liver, bladder, spleen, and brain, but most common in urinary organs.

We have two distinct species, or chemical compositions, of calculi—that is, of acid nature, primarily, and of an alkaline nature. These are sub-divided into quite a number of classifications, by chemists; but two-thirds of all the calculi, or gravelly formations, are of the lithic acid formation.

Next in frequency is magnesia, phosphoric acid, and ammonia. The lithic acid calculi are of a brownish color, inodorous, and extremely hard nature, are soluble in alkaline solutions—potash, for instance,—but insoluble in muriatic, or nitric, acid.

The other variety is of a greyish white—irregular surface, and insoluble in alkaline solutions; but, in a measure, soluble in acid-nitro and muriatic acid.

Now, this being the case, we have a disease of, apparently, the same nature, requiring exactly opposite treatment. To determine just what kind of calculi we have, the following rule will answer every purpose :

In the acid calculi, the sediment is of a red, or brick-dust, appearance, when the urine is left in the chamber; and, when the alkaline principle is the basis, we have a white, chalky sediment, or white appearance of the sediment after standing.

SYMPTOMS.—In calculi deposits, we have a sudden and severe pain, seeming to originate in the kidneys, running down into the groin, and down the thigh. The pain is so severe as to cause the patient to groan continually, although we may have slight remissions. Thirst, nausea, and vomiting; cold surface, sweating, and feebleness—there is nothing that can be mistaken for the passage of stone, or gravel. Inflammation of the kidneys cause some similar symptoms, but the patient can always feel the gravel passing, or moving in the bladder.

CAUSES.—Irregular habits, rheumatism, scrofula, gout, hereditary taint, sameness of diet, cold, etc.; want of exercise.

TREATMENT.—To treat successfully, we must find to which class our case belongs; if to the lithic acid class, we must resort to an alkaline treatment: Carbonate of ammonia, 1 dr., to a half pint of water; take a teaspoonful three times a day. Also the following:

R. Buchu.....	}	aa 1 oz.
Cubeb.		
Hydrangea.....		
Eupator. pur.....		
Pure Holland gin.....		1 pt.

Add to this $\frac{1}{2}$ oz. iodide potass., and give a teaspoonful, before each meal. Avoid the use of sugar, alcoholic drinks, use vegetables in preference to an animal diet.

For the alkaline class, give:

R. Nitro-muriatic acid.....	1 oz.
Water.....	3 oz.

Mix. Dose, 40 drops in water, after each meal. Use celery, parsley, etc., as flavoring for soup, etc. Use a salt-water bath three times a week, and use a fruit and vegeta-

ble diet. Under this treatment, most cases of gravel will disappear in a few months. Vinegar, and pickles, acid of this class, always aggravate the first class of cases, while they seem to relieve the alkaline diathesis.

URINE.

Among other impostors, we have, in various sections of the country, men who claim to diagnose disease by mere observation of the urine. To satisfy the reader that such is an impossibility, I would make a few observations upon the appearance, etc., of the secretions.

Healthy urine is transparent, of a citron-yellow color, of a peculiar odor, and an acid, saline, bitterish taste. Urine passed, say, three hours after taking fluid only, is less colored, and less odorous, than that found soon after the digestion of a good meal; that only which is passed independent of the direct stimulus of food, or drink, presents the true characteristics of natural, healthy urine.

Quantity Passed.—Under ordinary circumstances, in health, an adult will pass thirty-two ounces in twenty-four hours—two pints in summer, and about three pints in winter. The skin, lungs, and bowels may supply the place of the kidneys, for a time, and the quantity of fluid passed will vary according to the condition of other secretory organs. We have an excess of urine in females, especially under the influence of emotion, joy, fright, grief, nervous disorder, hysteria, etc. Women and children pass more of the fluid, while men, who live freely, pass more of the solid principle of urine.

Again, to show how unlike the urine of some individuals is, during twenty four hours, we have the specific gravity, after drinking freely of fluid, at 1003 to 1009, and, after a full meal, we will have it from 1020 to 1029, after a good night's rest, 1015 to 1030.

Composition of Urine.—Now, we have hundreds of circumstances combining to change the chemical composition of urine, and these change appearance, specific gravity,

etc. We should not be surprised that two chemists, after analyzing the urine of the same subject, two hours apart, will differ materially.

Therefore, there is no test, outside of chemical examination, by which we can detect obscure disease. True, in acid calculi, or where the acid principle predominates, we shall have a red sediment, brick-dust like, and that, in alkaline calculi, we have white sediment, sometimes forming a hard crust, when allowed to remain in the chamber.

In certain conditions of women, we have a peculiar, flocculent sediment. This is described, more at length, in my book for women; another condition, peculiar to males, is treated, fully, in "Nervous Vitality." Bloody urine is always visible to the naked eye, and need not be mistaken for something else. Other degenerations of the urine are treated, under proper heads, in this work. It is useless to enter into full details, as to chemical examinations, etc., as it cannot be done, save by proper apparatus.

URTICARIA.

A skin disease, due to derangement of digestion, uterine irritation, or rheumatism; non-contagious, as the term goes, but none the less troublesome.

TREATMENT.—Give an active dose of the Eclectic pill at night, use a bath of lukewarm water, or soda and water, just enough soda to make the water alkaline. Use once, or twice, a day. Give the following, three times a day:

R. Tr. aconite fol	} aa
Fld. ext. anthemis.....	
“ “ asclepias.....	
“ “ serpentaria.....	

} ½ oz.

Dose, 20 drops, after each meal. Give also:

R. Nitro-muriatic acid.....	½ oz.
Aqua.	2 oz.

Dose, 30 drops, after each meal. This will cure any case in a few days.

VERTEBRÆ.

Children, of a strumous diathesis, are very liable to disease of the vertebræ (bone of the spine.) Caries is the most common variety, is seldom met with, except in those of the scrofulous diathesis. The disease sometimes commences in the substance of the bone, but, more frequently, about the articulation, or joints. The bone of the spine is more liable to take on disease than those of more solid basis, or structure.

SYMPTOMS.—The inflammation may get under good headway without very urgent symptoms, but where it is fairly set in we shall have, in addition to the local pain in spine, a species of spasmodic convulsion, or irritation of the cord, which may produce complete paralysis of lower extremities.

The *existing causes* are exposure to cold or sudden change of temperature, blows, or injuries; sprains, or sudden jerks, or twists, with over-exertion of the muscles in attempting to lift heavy weights.

It often exists for a long time without our knowledge, but if the symptoms appear as laid down above, we should carefully examine the spinal process one by one.

TREATMENT.—We must remove the local excitement as far as possible, and correct the constitutional. To this end a good nutritious diet, as recommended under the head of scrofula, and, locally, counter-irritants of a mild nature. Salt-water baths, stimulating liniments, and plasters, all do good. Bathe the whole body with iodine bath—say one ounce of comp. tincture of iodine to a gallon of water. Keep the weight of the body off the spine as far as practicable. This is best accomplished by the recumbent position. Strict attention to hygienic measures will be essential to success. The best treatment, however, is prevention. Where we find a patient laboring under a predisposition to scrofula, we should not wait for local manifestations, but begin treatment at once.

VESICAL INFLAMMATION.

Is ushered in with shivering, or chills, pain above and behind the pubes. This is aggravated and increased by frequent desire to pass the urine; fever, and local irritation. Pulse frequent, skin hot and dry, thirst, anxiety, scanty urine, high colored; nausea, vomiting, continual pain or burning in the bladder, great pain and difficulty in urinating, only passing a few drops at a time; a feeling as of a band over the lower part of the abdomen.

In more severe cases we have the most intense pain in the loin and urethra, and the lower part of the bowels, causing terrible suffering while at stool.

Cold extremities, deathly hue of countenance, convulsions, and death about the beginning of the second week, occurring from gangrene or mortification of the bladder. In cases of a milder type, we have the inflammation generally disappear, and the functions of the bladder, and whole system return to a healthy standard.

When the whole inner surface of the bladder is involved we shall have the urine mixed with blood, accompanied with severe pain and throbbing. Termination may be chronic inflammation, suppuration, resolution, or gangrene.

CAUSE.—Sometimes produced from blows, falls, concussion, improper force in introducing the catheter, bougies, and the use of forceps during labor, gravel stones, gonorrhœa, stimulating injections into the urethra and bladder, suppression of menses, exposure to cold, sudden change of temperature, local inflammation, etc.

TREATMENT.—In acute inflammation of the bladder, we shall find nothing equal to aconite and gelseminum. The following combination is excellent—

R. Tinct. aconite fol... ..	}	aa $\frac{1}{2}$ oz.
Tinct. gelsem super.....		
Hyosciamus		

Dose, thirty to forty drops, every three hours, until the circulation and intense pain is controlled.

Apply flax-seed or other warm poultices over the region of the bladder; elm tea, or mucilage of gum arabic, as a drink.

When it terminates in chronic inflammation or catarrh of the bladder, we shall find the following:

SYMPTOMS.—Frequent and urgent desire to void urine, with pain in bladder and urethra. We have discharge of mucous amounting, in some instances, to a pint a day of a white or greenish hue, sometimes streaked with blood. The other symptoms are the same as the acute, only in a modified degree, not so severe. We have, as the disease advances, ulceration taking place, and the mucous changing to a pus. General strength diminishes, emaciation ensues, and hectic supervenes.

CAUSES.—Chronic inflammation of the bladder is a result of other diseases, as fever, exposure to damp or cold; from calculus in bladder, enlargement of the prostrate glands. Much more frequent among the aged and male sex than among the young and female. Alcoholic drinks often bring it, and as a tendency to rheumatism and gout. In the early stages, we may reasonably expect a cure, but after ulceration has taken place, we can only hope to relieve.

TREATMENT.—Give the aconite fol. and hyosciamus three or four times a day to control, and, in addition to this, our main reliance will be upon injecting the bladder with water medicated with nitric acid, say ten drops to a pint of water.

Irritated bladder is a result of protracted inflammation; patient gets so that he can retain only a small quantity of urine at a time before the bladder contracts and expels it, producing incontinence of urine.

Diffusive inflammation is another source of irritable bladder, as the use of drastic, diuretics, turpentine, cantharides, etc. Relief invariably follows the passing of the urine.

TREATMENT.—In irritable bladder, nothing is so good as the following:

R. Fluid ext. ergot.... 1 oz.
Tinct. belladonna..... 1 oz.

Mix, and give ten drops, three times a day, after meals. Give 20 drops muriate tincture of iron before each meal. If there is much debility, give the glycerine and phos. comp.

Should we have congestion, bromide of potass., in small doses, say ten grs., three times a day.

VOMITING AND RETCHING.

Vomiting is the result of forcible and repeated contraction of the stomach, with relaxation of the muscles of the chest at the same time. The contraction of the stomach is promoted by the spasmodic contraction of the walls of diaphragm and abdomen.

Retching is an effort to empty the stomach, often repeated, yet futile—because the stomach is already empty, or the cardiac muscles contract, so as to prevent expulsion of contents.

The symptoms of vomiting are well marked, and require no description here.

CAUSE.—May be indigestion, or indigestible food, or other disorders of the stomach; extremes of temperature, fatigue, anxiety, mental emotions, etc.

TREATMENT.—If the cause is an overcrowding of the stomach with food, it is an effort of nature to rid the system of a load, which would do injury if retained, and, therefore, we should aid the natural efforts, by giving freely warm water, until the stomach is thoroughly washed out; after that, a tablespoonful of coffee will be sufficient to allay it, in most cases.

If there is acidity, and vomiting becomes of daily occurrence, we may correct by giving twenty grains of sulphite of soda in a wineglass of water, three times a day. Give, also—

R. Tinct. pulsatilla.....	}	aa ½ oz.
Tinct. nux vomica.....		
Fluid ext. chamomile.....		
Fluid ext. dioscorea.....		

Dose, 20 drops in water, after each meal.

WHITLOW.

We have three varieties of felon: cutaneous, sub-cutaneous, and tendonous. The first is an inflammation of the last joint of the finger, with acute, burning pain, the formation of a bloody pus, which elevates the skin, assuming a puffed appearance.

The sub-cutaneous is deeper, and more painful and tedious, causing great pain, throbbing, and the forming of pus below the nail.

The tendonous affects the deep-seated tissues.

TREATMENT.—Hold the finger in almost boiling hot water. If this fails, keep a poultice of—

R. Pulverized lobelia seed.
Iris versicolor.

Equal parts. Make into a poultice with soda-crackers, and keep constantly applied until resolution or suppuration takes place.

WRY NECK.

This is a deformity from muscular contraction of the neck, turning the head to some unnatural position, and confining it there. Disease of the vertebræ, wounds, etc., may produce this deformity. We have met with cases due to a deposit of bony matter, confining the muscles to one position; partial paralysis sometimes precedes it. A case was brought to me some months ago where the knife of a surgeon had produced it, carelessly opening a carbuncle in a boy of twelve years.

TREATMENT.—Friction, electricity, and muscular efforts to overcome the contraction, if from mechanical causes; but if from rheumatism, then that must be removed, and the effects will go with the removal of the cause.

Division of the muscle is sometimes necessary, but should be the last resort, and then carefully attended to, else we may aggravate the trouble.

Should the disease be discovered when first appearing, I would recommend friction and electricity, with bandage at night.

This will stop most cases at once. Give bromide of potass., five grains, three times a day, before meals, with ten drops tinc. nux vomica, after meals.

YELLOW FEVER.

An epidemic fever, confined to tropical climates, and a very dangerous fever; infectious, but the male sex is much more obnoxious to this disease than the female.

SYMPTOMS.—Appears suddenly; languor, loss of appetite, giddiness, headache, mental depression, coldness of surface, chilliness; followed by a fever of a few hours duration. In some cases, we have the prostration without fever—stupor, coma, and convulsions taking the place of fever. When fever is present, it grows worse towards evening, pulse is quick, skin dry and hot, eyes painful, face flushed. We have intense nausea and vomiting, retching, thirst intense; urine scanty and yellow, or dark red color; constipation, no bile, distressing restlessness, anxiety, delirium. If a favorable termination is expected, we have the symptoms abating on the second day, the skin becomes moist, assumes a yellowish hue, the symptoms all abate, and patient feels much better; copious stools of bilious nature; and, if the improvement is permanent, we have convalescence fully established. Usually, the improvement is of short duration, when the symptoms return with redoubled force, and the skin assumes a dark brown, the vomiting of a dark, bilious matter, urine suppressed, or the secretions, rather, are stopped. The whole body assumes the peculiar jaundiced condition. The gums, nose, and every mucous membrane may bleed; stools offensive, and closely resembling tar in appearance, pulse almost imperceptible; slow, difficult breathing, difficulty of swallowing and speaking, bloody urine, gangrene in patches.

Death comes on with convulsions, but frequently the patient retains consciousness to the last.

In this fever the whole system, especially the stomach, liver, bowels, nervous and circulating system, is under the

influence of a powerful poison; the functions are all arrested.

There is too much carbon in the system—more than the lungs can purify—hence the fatality of this disease.

RESULT.—Exhaustion, blood poisoning, or apoplexy; duration, three to five days; mortality, greater than any other fever we have met with.

TREATMENT.—If anything is to be accomplished by treatment, it must be active and energetic. An emetic, to begin with, and, for this purpose, nothing is so good as compound powder of lobelia, twenty grains, in some stimulating tea. After free action of the emetic, a vapor bath, until we get up a thorough action on the skin, liver, kidneys, and bowels; to this end, after the vapor bath, give podophyllin and leptandrin, with cream of tartar—this will generally rouse the bowels and kidneys at the same time. Keep the feet bathed with tincture cayenne pepper. Champagne, ice, or pepper sauce, should be given to stop nausea. This is easily made, as follows:

R. Vinegar.....	1 pt.
Common salt.....	60 gr.
Capsicum.....	30 gr.

Mix thoroughly, and give a tablespoonful every ten minutes, till vomiting ceases.

To control fever, give—

. R. Sulp. quinine	11 grs.
Pulv. capsicum.....	11 grs.
Chloride soda.....	11 grs.

Give the above preparation every two hours.

Let the drink be water, acidulated with nitro-muriatic acid. Let the diet be beef tea, or arrow root. Keep your patient in an airy room, well ventilated; confine to the recumbent position; cold to the head; warmth to the feet.

If you are exposed to the yellow fever, live on a plain, nourishing diet; avoid all depressing agencies, medicine, or

alcohol, sexual excess, etc. Have a proper amount of sleep; up-stairs rooms are best for those exposed; daily baths, etc.

Under proper treatment, the disease can be aborted, or cured; and under proper hygienic means it need not be contracted.

Keep all the secretions regular, and have an eye to the action of liver, kidneys, and skin.

PHYSIOLOGY IN BRIEF.

Supposing your age to be fifteen, or thereabout, you have 100 bones, and 500 muscles; your blood weighs twenty-five pounds; your heart is five inches in length, and three inches in diameter; it beats seventy times per minute, 4,200 per hour, 100,800 times per day, 36,722,200 per year. At each beat, a little over two ounces of blood is thrown out of it, and each day it receives, and discharges, about seven tons of that wonderful fluid. Your lungs will contain a gallon of air, and you inhale 24,000 gallons per day. The aggregate surface of the air-cells of your lungs, supposing them to be spread out, exceeds 29,000 square inches. The weight of your brain is three pounds; when you are a man, it will weigh about eight ounces more. Your nerves exceed 10,000,000 in number. Your skin is composed of three layers, and varies from one-fourth to one-eighth of an inch in thickness. The area of your skin is about 1,700 square inches; each square inch contains 3,500 sweating tubes, or perspiratory pores, each of which may be likened to a little drain-tile, one-fourth of an inch long, making an aggregate length of the entire surface of your body of 201,166 feet, or a tile-ditch, for draining the body, almost forty miles long. This is a healthy standard, but, under excitement and disease, the action of the heart is increased from seventy to one hundred, or more, and the respiration, or breathing, is increased; in fact, the whole system is under the necessity of performing double labor,

but, usually, we have one, or more, secretions suspended, and some other organ is under the necessity of taking its place. When the skin ceases to act, the kidneys must take its place, and so on to the end. It will appear to the most casual observer that, if we expect long life, or fair health, we must avoid all over stimulation, emotion, and excitement that tends to diminish nerve-force, and that puts most important organs on double duty. All alcoholic drinks tend to shorten life; the use of tobacco, opium, and all other stimulants tend to the same end; over-physical, and mental, labor will also tell in the end. There are certain hygienic laws which, if obeyed, will add length of days, and immunity from disease. While it is not possible to lay down a rule, or establish a standard, to regulate all mankind, yet the following rules will meet the requirements of most individuals:

First, as to sleep; children require more than adults, and middle, or active, life more than old age. Women, as a rule, sleep more than men; in fact, require more. In children, from ten to fifteen hours, in the twenty-four, is about the average for sleep; in adults, eight to ten, and, in middle life, six to eight; in old age, six is about the average number of hours required. Sleep may be enjoyed best, in this climate, in the night time, but I do not deem the time so important as the number of hours. Sleep all that nature requires, and, to do this, we need plenty of exercise, an easy conscience, a well-ventilated sleeping apartment, and a healthy nervous system. We will then not be particular as to our couch, whether it is of down, or something more tangible. Exercise: Some thrive on in door employment, while others require active exercise of the muscles. I believe that a healthy man, or woman, who has attained to the age of twenty, may, with safety, labor ten hours out of the twenty-four, so they do not exceed their strength, and powers of endurance. Some men labor almost two-thirds of their time, and suffer no inconvenience. I believe that

ten hours for work, eight for sleep, and six for recreation, would be a good rule.

Regular meals are all-important; we should have a time, as well as a place, for everything, and observe it punctually, say, breakfast at eight, dine at two, and a light lunch at seven, p. m., would give the digestive powers good time, and if joined with plenty of air, and exercise, would almost drive dyspepsia from the land, especially if due care was had of what we eat. It is not the quantity that makes us fat, but the quality, and so it is not so much the quantity that makes us sick, if at all wholesome, but the quality, improperly cooked, and taken at any and all times.

Bathing: Cleanliness is essential to health, and, as water^r is free, and soap cheap, there is less excuse for filthy habits than anything else. One may be too poor to wear good clothes, but not too poor to have a clean face, a clean body. If you do not like cold water, have it warm, and if you only want to wash with water, do so, but, if you prefer, it is best to get in the water, and have a good bath, a real bath. Turkish baths are not good for universal application, as they predispose to colds, and are rather too debilitating to weak constitutions; a salt-water bath is good. If one-half the money expended to regain health was used to retain it, before it is lost, we should have a happy change in this generation. Clothing: This is an important part of hygiene. The clothing should be warm, and comfortable, not close enough to impede the circulation, or too loose to retain the warmth, and absorb the moisture, of the body. Clothing should not be changed to suit the changes of the weather, but should be about equal, viz: same texture all summer, and when once changed for winter, let it be the same until May, or June. We are then protected from changes.

Air: Much of the disease, ill-health, in the cities, comes from lack of ventilation, and inhalation of impure air. Many times, have we visited tenements, where a dozen

were occupying rooms unfitted for one to live, and breathe, in safety. Air, and sunshine, are necessary to perfect health, and so we get light and warmth from the sun, it is no difference whether it is through a blue glass, or direct from the sun, without any glass, and we have no doubt that all the virtues attributed to blue glass are due to the sun, and its warmth upon those who sit under its shadow. If we come into the world, are born free and equal (and by this I mean free of hereditary taint), and thus have an equal chance with all the world to enjoy a long life of perfect health, and if we do not, I have no hesitation in saying, it is our own fault; and, though we would like to have Providence take the credit or the blame, we cannot deny that it is our own short-comings. To sum up all in a few words, observe the natural laws of growth, maturity, and decay; live as near right as you can, and let not the cares of life take hold upon you, and you will enjoy health, happiness, and long life.

DISPENSARY.

In this volume, designed for the people, I have not attempted to give more than an outline of the cause, symptoms, and treatment of diseases common to both sexes. For a full description of diseases peculiar to the sexual system, I refer the reader to my pamphlet—"Nervous Vitality", for the male, and "Woman and Her Diseases", for the female. In omitting that class of diseases, I have prepared a volume to which all the family can properly have access at any time. I have not attempted to give the anatomy, or physiology, of the human body in this work; neither have I attempted to give a materia medica, or botany. It has, in my opinion, been the greatest fault of those who have attempted to give a work on domestic practice to combine too much. One before me has anatomy, materia medica, dispensary, and obstetrics all in one; and, while its teachings were well enough, in that day, it was not a fit book for the centre table. I

do not tell my readers to go to the woods and procure their medicine—they cannot do it, and it would be a dangerous experiment if they did—as only those whose knowledge of botany will enable them to make no mistake should attempt this. True, we have in our forests medicinal plants in abundance; but in this, as in everything else, this is a progressive age, and it is cheaper, and safer, for every family to get a supply of the remedies herein set forth, and keep them on hand, ready for use. Five or ten dollars, invested in this way, will enable you to treat all the acute diseases of your family safely, and with a better prospect of success than if you had to send five, ten, and, often, twenty-five miles, for a physician. While I am not in the drug business, I will aid any of my patrons, who purchase this volume, so far as to procure and send the articles mentioned as suitable for family and practice. If you live in a city where you can procure them as you need them, then it is unnecessary to send to me. Medicine sent out under my care is always labelled with dose, lowest and highest, and cannot injure, in the proportions directed.

I can do no more in the following pages than give you the names, combinations, and medical properties of the medicines recommended in the preceding pages.

The prescriptions that follow are the result of years of experience, and are given with the hope that they may benefit the afflicted.

ACONITE NAPEL.

SEDATIVE.

The aconite is the most powerful and reliable of the narcotics. Its action in medicinal dose, is that of a direct sedative, relieving pain without exciting the nervous system, and does not constipate.

It is one of our most reliable remedies in all acute neuralgic affections, not chronic, or complicated with constitutional taint. It may be used in all cases where we wish

to control the circulation and relieve pain; is indicated in gout, cancer, cutaneous diseases, amaurosis, epilepsy, and intermittent fevers, disease of the heart, and inflammation of the brain, lungs, pleura, and all intestinal or internal inflammations. In the diseases where it is indicated, it will appear in the treatment in this volume.

The tincture of the plant is the part used. Dose of the tincture, ten to fifteen drops, in water, every three or four hours, until relieved. For children, in proportional dose.

ALNUS RUBRA.

ALTERATIVE.

Red, or tag alder, is alterative, emetic, and astringent; but never prescribed only as an alterative. It enters into the alterative syrup of the Eclectic Dispensary. It is used with good results, alone or combined, in scrofula, scurvy, syphilis, and ulcers; also, valuable in hemorrhage from the bladder, kidneys, lungs, etc. Favorite preparation, fluid ext.

Dose of fluid extract, forty to sixty drops before each meal.

ANTHEMIS NOBILIS.

CHAMOMILE—ALTERATIVE, TONIC, AND EMETIC.

Chamomile, when given in small doses, acts as an alterative; in large dose, as an emetic. Is indicated, and used with good results, in typhus fever, colic, spasm of stomach, hysteria, and nervous diseases; and is highly useful in diseases of women.

Dose of fluid ext., thirty to sixty drops, three to four times a day, according to the disease. A teaspoonful will act as an emetic.

APOCYNUM CANNABINUM.

TONIC, ALTERATIVE, DIAPHORETIC, AND EXPECTORANT.

Few medicines possess so many active properties as this species of the Indian hemp. Taken internally, it has four different and distinct operations upon the system. 1. As

an emetic; 2. as a purgative; 3. as a sudorific; 4. as a diuretic. In medicinal doses, it produces nausea; repeat, and it acts as an emetic; soon after this, it will act freely upon the bowels, producing copious watery discharges. Next, it operates upon the skin in copious perspiration, and to these combined effects we attribute its value in dropsy. Its diuretic action is not always so well marked. I have seldom prescribed it, except in cases of dropsy, for which I prize it, in connection with tonics, as among the best, if not the best, remedies we have.

Dose of the fluid extract, five to fifteen drops, in water, three times a day.

ARISTOLOCHIA SERPENTARIA.

SNAKE ROOT.

Stimulant, tonic, diaphoretic, and diuretic. *Serpentaria* is valuable in all cases of fever, and especially in typhoid conditions, when stronger or more active stimulants cannot be borne. Good as a gargle in malignant sore throat; splendid as a tonic in dyspepsia, and prescribed with good results in many female complaints. Combined with *cinchona* and *hydrastis*, it is good in intermittent fevers.

I prefer the compound tincture and fluid extract.

Dose of fluid extract, thirty to forty drops; compound tincture, fifteen to thirty drops.

ARNICA MONTANA.

LEOPARD'S BANE.

Arnica, though of universal application, externally, is so very poisonous that I have always refused to prescribe it internally. It may be procured in form of tincture from any druggist, and is splendid in inflammation, burns, and bruises, where the skin is unbroken. Enters into a great many liniments, for which see the formula, under that head.

ASPIDIUM FILIX MAS.

MALE FERN.

The oil of male fern is one of the best remedies for ex-

elling tape-worm. The prescription, or combination, for this is given under that head.

Dose, ten to fifteen drops, three times a day, on sugar.

ASCLEPIAS TUBEROSA.

PLEURISY ROOT—BUTTERFLY WEED.

Diaphoretic, expectorant, tonic, and anti-spasmodic. One of our best remedies in pleurisy, rheumatism, pneumonia, catarrh, and febrile diseases generally; is good in pericarditis, or heart disease. It is among the best family medicines we have, and is perfectly harmless; will arrest pleurisy in less time than it takes to call in a physician, and is our best diaphoretic in pneumonia.

Dose, fluid extract, twenty to forty drops, repeated every two or three hours.

ATROPA BELLADONNA.

BELLADONNA.

I am not partial to the use of narcotics, but for external use, combined with glycerine, there is nothing better than belladonna for erysipelas and other inflammatory affections of the skin. It may be given also in small doses in neuralgia, spasms, and incontinence of urine, but it should be stopped as soon as it dilates the pupil of the eye. Dose—tincture, ten to twenty drops, three or four times a day.

BAPTISIA TINCTORIA.

WILD INDIGO.

The wild indigo is splendid as an antiseptic to prevent gangrene, or mortification. It is extremely useful as a local and internal remedy. Add a teaspoonful fluid extract of baptisia to a gill of water, bathe the affected parts constantly until the danger is past. It is splendid in mercurial sore mouth and malignant ulcer of throat. In fact, as a wash to all kinds of foul ulcers; it cannot be excelled. Dose—fluid extract—fifteen to twenty drops in water; repeat three times a day.

BAROSMA CRENATA.

BUCHU.

Stimulant, diuretic, anti-spasmodic and tonic. This preparation has been extensively used as a diuretic, and remedy in troubles connected with the urinary organs. It is of value in excessive uric acid in irritation of bladder and urethra, in gravel, also in catarrh, and incontinence of urine connected with diseased prostate gland. It is a safe remedy, not bad to take, but not entitled to all the credit claimed for it by the patent vendors. A splendid gravel remedy is the buchu compound, as prepared by the author's formula, given under that head. Dose—fluid extract buchu—fifteen to thirty drops in water, three or four times a day.

BERBERIS VUL.

BARBERRY.

Barberry is useful as a tonic and anti-periodic. Is often used in combination with quinine and salacine as a cure for chills. Also, valuable in dysentery, jaundice, chronic diarrhoea, etc. Dose—fluid extract—fifteen to thirty drops, every two hours until relieved.

CANNABIS INDICA.

INDIAN HEMP.

Narcotic, nervine, and anæsthetic. This is one of the best and safest narcotics we have, and in tetanus, or lock-jaw, will relieve when all other remedies fail. Should be given in largest dose in these cases. In neuralgia it acts splendidly, in most cases, removing it at once. In delirium-tremens it is doubtless the most effectual remedy we have, next to gelsemium. Dose—fluid extract—five to ten drops, from three to four times a day, until relieved.

CAPSICUM AUNUM.

CAYENNE PEPPER.

Cayenne pepper is a powerful stimulant. When taken into the stomach it produces a warm glow and sense of

heat, not possessed by any other stimulant. It enters into liniments for rheumatism, etc., and is one of the most reliable remedies in malignant sore throat and scarlet fever, given internally, and used as a gargle. Sometimes, combined with lobelia as an emetic.

Dose of fluid extract, five to ten drops.

CHELIDONIUM MAJUS.

GARDEN CELANDINE.

Equal to Seltzer's aperient; and, as a diuretic and sudorific, it is good. Introduced here, for its effects in indolent ulcers and cutaneous diseases; and, as a wash or fomentation to ulcers of that kind, it will cleanse and stimulate them to heal quite rapidly.

Dose of fluid extract, ten to twenty drops, or even thirty, added to a gill of water, used as a wash to indolent ulcers.

CHELONE GLABRA.

BALMONY.

Valuable in jaundice, and liver diseases generally, and for the removal of worms, it is said to have few equals. It improves the appetite, promotes digestion, and gives tone to the system in convalescence, after fevers, etc.

Dose of fluid extract, thirty to sixty drops, three times a day.

CHENOPODIUM ANTHELMINTICUM.

JERUSALEM OAK SEED.

As an anthelmintic, is unsurpassed. The seed should be gathered, dried in the sun, and pulverized, and a dose given night and morning, before breakfast, and just before retiring. After giving three or four days, follow with a good purgative. It is more palatable in the fluid extract.

Dose of fluid extract, one-half to a teaspoonful, as above.

CIMICIFUGA RACEMOSA

BLACK COHOSH, BLACK SNAKE ROOT.

The cimicifuga possesses more medicinal properties than

any one medicine of which we have knowledge. It is alterative, anti-spasmodic, expectorant, tonic, diaphoretic, narcotic, and ecbotic. Its use is indicated in chorea, or St. Vitus' dance, varioloid, small-pox, rheumatism, neuralgia, epilepsy, consumption, nervous excitability, asthma; and in whooping-cough, it proves almost specific. It is one of our best remedies, in many derangements of the female sex. One of the indications of its effects, is a pain in the head, extending, in some cases, all over the whole system. While I do not attribute all the virtues to it that some practitioners do, I deem it one of the best remedies we have in rheumatic and cardiac affections—far superior to cinchona or digitalis; and in incipient whooping-cough and small-pox, it is a specific far preferable to vaccination, etc.

Dose, of fluid extract, twenty to forty drops, in water, three times a day.

CINCHONA.

PERUVIAN BARK.

Tonic, anti periodic, valuable in functional derangement of the stomach; invigorates the nervous and muscular system, is useful in all exhausted, weakened conditions, scrofula, dropsy, consumption, and all diseases of a low, exhausting nature, not attended with fever.

Dose, of fluid extract, thirty to sixty drops

CINCHONA COMPOUND.

This is a combination of cinchona, orange peel, gentian, serpentaria, cloves, and red sanders, and may be obtained in the form of fluid extract. It is one of my favorite prescriptions, in connection with glycerine and phosphorus, and, as a nerve tonic, has no equal

Dose, of the fluid extract, thirty to sixty drops.

COCULUS PALMATUS.

COLUMBO.

Astringent, tonic, aromatic, and anti-emetic; sometimes

prescribed in dysentery, bilious fever, and in the hectic fever of phthisis it is valuable; not much used in our practice, but, when no better tonic bitters is at hand, it may be used.

Dose, of fluid extract, twenty to sixty drops.

COMPTONIA ASPLENIFOLIA.

SWEET FERN.

Tonic, astringent, and alterative; it possesses all the properties of the tonic and astringent balsams; useful in dysentery, diarrhœa, hæmoptysis, leucorrhœa, etc.

Dose, fluid extract, fifteen, twenty to sixty drops.

CORYDALIS FORMOSA.

TURKEY CORN.

Tonic, diuretic, alterative—held in high repute by most eclectics. It combines tonic with alterative and resolvent properties, and is one of the ingredients of my comp. syrup of frostwort, so often recommended in diseases requiring an alterative treatment.

Dose, of fluid extract, ten to forty drops.

CURCUMIS COLOCYNTHIS.

COLOCYNTH.

Hydrogogue, cathartic, used in dropsy, and for the purpose of overcoming torpid condition of the biliary and digestive system; not much used except in compound. Only enters into one prescription in this volume.

Dose, solid extract, five to fifteen grains.

CYPRIPEDIUM PUBESCENS.

LADIES' SLIPPER.

Sometimes called American valerian, from its resemblance, in effect, to the English valerian. It is diaphoretic, sedative, nervine, slightly narcotic, and anti-spasmodic; useful in hysteria, chorea, nervous headache, and general nervous irritability; splendid in epilepsy. It is good to

relieve pain, produces sleep by quieting the whole nervous system, and not by stupifying the senses, as in opium, etc.

Dose, of fluid extract, thirty to sixty drops, repeated every two hours, if necessary, till relieved.

DATURA STRAMONIUM.

THORN APPLE.

This narcotic does not enter into a single prescription of mine for internal use. The stramonium ointment is splendid in some cases of hemorrhoids, or piles. It may be made into an ointment by simmering the fresh leaves in lard, or mutton suit, until the lard has taken up all that it will. It may be kept in boxes or jars for years, and used when needed.

The dried leaves smoked, or burnt and the smoke inhaled, will relieve asthma at once. It is often prescribed for other diseases, and given internally, but we have less poisonous preparations that answer the same purpose.

Dose, of fluid extract, 5 to 20 drops.

DIGITALES PURPUREA.

FOX GLOVE.

Narcotic, diuretic, and sedative, and is much used among the mineral school to retard the action of the heart. It is one of the remedies that must be given with care, and its effects closely watched, as it often accumulates in the system, and produces terrible symptoms unexpected. I would not advise its use without the aid of a physician, and if prescribed for you, would advise care in taking.

Dose, of fluid extract, 5 to 10 drops.

DIOSCOREA VILLOSA.

WILD YAM.

Anti-spasmodic, and one of the best medicines we possess in derangement of the stomach, bilious colic, cramps, etc. It will control the most severe attacks of these diseases. Useful in nausea and vomiting, in fact, it has a

special affinity for the stomach, and controls most of this class of derangement speedily and promptly. Dose—fluid extract—five to twenty drops.

EUPATORIUM PERFOLIATUM.

BONESET.

A warm infusion prepared from the fluid extract of this plant is emetic, sudorific, and diaphoretic. A common remedy in domestic practice, and used for chills and fever, rheumatism, typhoid pneumonia, catarrh, dropsy, and all fevers. I am not partial to the use of boneset, as it often acts as an emetic when we only intend it as a tonic, but its real value as a febrifuge is unequalled. Dose of fluid extract, half to one teaspoonful.

EUPATORIUM PURPURIUM.

QUEEN OF THE MEADOW.

This is one of the very best medicines for diseases of the kidneys and bladder that we have. It possesses astringent, stimulative and diuretic properties. It has the effect to change the secretion of the urine and remove the tendency to gravelly deposits. May be used in dropsy and all diseases where we want to act on the secretions of the kidneys. It is harmless, as no bad effect follows an overdose, and withal, is a safe, reliable remedy.

Dose, of fluid extract, fifteen to forty drops.

GELSEMINUM SEMPERVIRENS.

YELLOW JESSAMINE.

Anti-spasmodic, nervine, febrifuge, narcotic. One of the most powerful medicines we have, if properly administered. I have used it with good results in nervous derangements, bilious and nervous headache, pneumonia, hemorrhages, and unhealthy discharges from mucous membranes; acts well in diarrhœa, and dysentery, and in fevers it has no equal, will arrest any fever in from five to twenty hours, and abort even typhoid fever if taken in time. In medic-

inal dose, it is harmless, in overdose, poisonous, producing relaxation of the whole muscular system, at same time relieving all pain, producing a dimness of vision, reducing the circulation rapidly and positively. Should it be taken in overdose, give brandy, quinia, or aromatic spirits of ammonia.

Dose, of fluid extract, three to twenty drops in water. When it produces dimness of sight, or double vision, it should be discontinued until the effects have passed off.

GENTIANA LUTEA.

GENTIAN.

Possesses tonic powers, excites the appetite, invigorates digestion, increases the temperature of the body, and the force of the circulation; useful in dyspepsia, gout, scrofula, intermittent fever—in fact, where a bitter tonic is required, gentian is admirable. Some persons are so constituted that their stomach will not tolerate it at all, and this is all-important, as we must study the condition of the stomach, as well as the name of the diseases. I never prescribe the gentian alone, but, when I have occasion to use it at all, prescribe the fluid extract of gentian compound, composed of gentian, orange peel, cloves, cordomon, and red sanders; this is more pleasant to the stomach than the gentian alone.

Dose of the fluid extract, four to thirty drops. It is usually prescribed in sugar and water.

GERANIUM MACULATUM.

CRANESBILL, OR ALUM ROOT.

Astringent, tonic; geranium maculatum is one of the best remedial agents we possess in active diarrhoea, or in bowel derangements generally, and in passive hemorrhage, I have found it relieve when all else failed. The fresh root, boiled in sweet milk, will often check the severest type of dysentery, and will cure without merely astringing or locking up the bowels. It possesses a peculiar tonic effect upon the mu-

cous membranes, and to this end is useful in all excessive discharges of this character. The fluid extract is a convenient form for administering it, and it may be repeated every two hours, until relieved.

Dose, thirty to forty drops, in water, warm or cold, or in sweet milk.

HAMAMELIS VIRGINICA.

WITCH HAZEL.

Astringent, tonic, sedative, and discutient. One of the best agents in the treatment of chronic ulcers, hemorrhoids, and excessive mucous discharges; valuable in burns, ulcers, and as a local application in animal and vegetable poisons. Internally, it adds fibrin to the blood, and on that account is useful in aneurism, and anemic conditions of the blood.

Dose of the fluid extract, thirty to sixty drops.

HELIANTHEMUM CANADENSIS.

FROSTWORT.

Astringent, aromatic, bitter tonic, highly anti-scrofulous. No better remedy ever discovered for scrofula, than frostwort. I have used it in all the forms of scrofula incident to a large city practice, and have found good results in every case. I prescribe it both alone, in fluid extract, or in combination, under the head of compound syrup of frostwort.

Dose of fluid extract, thirty to sixty drops, in water, three times a day.

HELONIUS DIOICA.

UNICORN

Tonic, diuretic, and febrifuge. As a tonic, in loss of appetite, debility, and colic, it has few equals; and as a remedy in derangements of women, it has no equal. For a more extended description, see "The Diseases of Women and Children." I have no hesitation in saying it is invaluable in nausea and vomiting.

Dose of the fluid extract, fifteen to thirty drops.

HUMULUS LUPULUS.

HOPS.

Tonic, hypnotic, febrifuge, antilithic, and anthelmintic. Will produce sleep, relieve pain, and may be used when opiates are inadmissible; used in delirium of drunkards; in distressing wakefulness of the last stages of consumption; to allay local irritation of bladder and appendages.

Dose of the fluid extract, fifteen to thirty drops.

HYDRANGEA ARBORESCENS.

HYDRANGEA.

The hydrangea is one of the best remedies we have for calculi in the bladder; neutralizing, dissolving, and throwing off the concretions; relieves the pain attendant upon the passage of gravel; and, as a diuretic tonic, it is good in all derangements of the genito-urinary organs.

Dose, thirty to sixty drops, in water.

HYDRASTIS CANADENSIS.

GOLDEN SEAL.

Tonic, bitter, highly useful in all cases of debility and loss of appetite. As a tonic, in derangements of the stomach and bowels, it has no equal, acts without nauseating; and, though intensely bitter, is not of that kind that the stomach often refuses to tolerate. It has a splendid effect in chronic mucous discharges, and acts slightly on the liver; is useful in intermittent and remittent fever, and in the debilitated condition that follows typhoid fever.

Dose of fluid extract, fifteen to thirty drops, in water, three times a day.

INULA HELENIUM.

ELECAMPANE.

Aromatic stimulant and tonic, expectorant. It is splendid in coughs, colds, and pulmonary affections. I have often prescribed it in coughs and lung affections with good

effect, and it is also valuable in dropsy and skin diseases.

Dose, of fluid extract, fifteen to thirty drops.

IPOMERA JALAPA.

JALAP.

Cathartic, and has long been considered the medium between the drastic and mild class of cathartics. Seldom used in my prescriptions, but sometimes combined with podophyllin and cream of tartar, when we want active cathartic action in dropsical swellings, etc.

Dose, fifteen to thirty drops.

IRIS VERSICOLOR.

BLUE FLAG.

This is one of the best alteratives, alone or in combination. We look upon iris as one among the few remedies that never fail us. It acts upon the glandular system, stimulating the liver to a healthy action, and, in some cases, produces an extra secretion of the salivary glands, similar to the effects of mercury, but without any secondary effects. In small doses it is harmless, and efficacious in all glandular swellings, and as a poultice, in swelling, it is splendid to relieve pain and bring about resolution.

Dose, of fluid extract, five to twenty drops.

JUGLANDA CINERIA.

BUTTERNUT.

This is a mild cathartic, anthelmintic and tonic, is much used in constipation and bowel derangements of children. I prefer it for this class of patients on account of its mild action, and the fact that it does not leave the bowels constipated at all. It is deemed efficacious in expelling worms, but I am not prepared to endorse it for this.

Dose, of fluid extract, fifteen to sixty drops.

JUNIPER.

We have several varieties of juniper—the juniperis com-

munis, or juniper berries, and juniperis sabina, or savin. Juniper is considered diuretic, aromatic and stimulant, acting upon the kidneys and urinary organs with good effect in most diseases of the kidneys, skin, and is said to be splendid in dropsical effusions, dependent upon imperfect actions or secretions of the kidneys and skin; long continued, it is apt to produce stranguary, and irritation of the stomach and mucous membrane of urethra.

Dose, of fluid extract, thirty to sixty drops.

JUNIPER SABINA.

Oil savin is a remedy old as the practice of medicine, and its advocates claim for it anthelmintic, diuretic, emenagogue, and other properties. It is seldom prescribed in our practice, as its acrid nature makes it objectionable to the stomach. Its chief use is in rheumatic affections, and, locally, in liniment.

Dose, of fluid extract, ten to twenty drops.

LACTUCA.

GARDEN LETTUCE.

Carminative and diaphoretic, fulfilling, in a manner, the indications of opium, but attended with none of the depressing effects. It may be used in congestion, and affections of the nervous system, combined with spikenard and wild cherry. It is good in common coughs, the result of seated colds, etc.

Dose, of fluid extract, fifteen to sixty drops.

LAURUS SASSAFRAS.

SASSAFRAS.

A stimulant, alterative, diaphoretic, and diuretic; often used as a tea, until the blood is completely impoverished. I introduce it, more to warn my readers against the improper use of it; while it thins the blood and debilitates the whole system, it should be used only as a medicine, and not as a tea, or beverage.

Dose, of fluid extract, fifteen to thirty drops.

LEONTICE THALICTROIDES.

BLUE COHOSH.

Anti-spasmodic properties, are the main points for which we introduce it in this work. It is invaluable in the treatment of diseases peculiar to the female, but, in general practice, is employed, with good results, in rheumatism, coughs, colds, dropsy, hiccough, epilepsy, and all spasmodic conditions of the system. For farther use, and application, see "Woman and Her Diseases."

Dose, of fluid extract, fifteen to forty drops.

LEPTANDRIN VIRGINICA.

BLACK ROOT.

This agent is peculiarly adapted to bilious and typhoid fever, causing discharges of a dark, tarry, muddied appearance, without debilitating, or giving rise to exhausting discharges from the bowels. It is extensively used in combination with podophyllin, and is one of the ingredients of the Eclectic pills. I do not use it extensively, and do not find its medicinal properties as great as some would claim, but can say it is a real, reliable medicine in chronic liver derangements; and, for active stimulation of the liver, the podophyllin and leptandrin are far superior to minerals, without the possibility of secondary effects.

Dose, fifteen to sixty drops.

LOBELIA INFLATA.

LOBELIA.

Few agents contain so many properties, in such high degree, as the lobelia. Although I seldom prescribe it in my practice now, I have found it one of the most reliable emetics, nauseants, expectorants, relaxants, sedative, anti-spasmodic, diaphoretic, and narcotics. I am satisfied it acts better as an emetic than ipecac, will produce vomiting sooner; the reaction is more rapid; the circulation is improved; and its secondary effects are not at all depressing. I have administered it as an emetic and as a nauseant, and

have met with no bad effect. It is one of the best remedies in spasms, to relieve the attack, and for constriction of the organs of respiration, it is splendid. Combined with asclepias, and given, just enough to act as a nauseant and expectorant, it will prove almost infallible in pneumonia, and in asthma. It acts, in most cases, like a charm. For croup, it is almost specific; combined with sanguinaria, it is the best medicine for croup we have ever used.

Dose of fluid extract, ten to sixty drops; as an emetic, one-fourth to a teaspoonful.

Compound fluid extract of lobelia is composed of lobelia, sanguinaria, and symplocarpis, equal parts. Dose as above.

LYCOPUS VIRGINICUS.

BUGLE WEED.

Astringent, sedative, tonic, and expectorant. Used with good results in phthisis, hemorrhages from lungs, stomach, and other internal sources; allays irritation; diminishes the frequency of the pulse, and lessens cough. It is a good substitute for all narcotics, of whatever kind; it will arrest bleeding from the nose, when all other means fail.

Dose, of fluid extract, thirty to sixty drops.

MARRUBIUM VULGARE.

HOARHOUND.

Too well known to need a description, have used it as an expectorant in coughs and colds, and found good results in ordinary cases of colds. Used in the form of syrup, candy, or fluid extract.

Dose, ten to forty drops, in sugar and water.

MYRICA CERIFERA.

BAYBERRY.

Astringent, stimulant and tonic. Has no superior as a cleansing and healing lotion to indolent ulcers, sore mouth, inflammation of throat, and for excessive mucous discharges from throat, nose, etc. it is splendid; one of the

best astringents we have in diarrhœa, and active dysentery.

Dose of fluid extract, ten to thirty drops.

Locally, a teaspoonful to a pint of water, used as a wash.

NYMPHÆA ODORATA.

WHITE POND LILY.

Astringent, demulcent, anodyne, alterative, anti-scrofulous. I have used it in all cases where a good astringent application was demanded, and have found it one of the most reliable of its class; in fact, the hamamelis, myrica and nymphæa are the very best combinations in the materia medica as a healing, cleansing wash for ulcers, abrasions, etc.

Dose of fluid extract, fifteen to thirty drops.

PHYTOLACEA DECANDRA.

POKE.

Emetic, cathartic, alterative, and narcotic. It is one of the best alteratives in poisons, and for mercurial and syphilitic poisoning, it is reliable, acting upon the whole glandular system. It is a remedy, *par excellence*, in the treatment of cancer, scrofula, and glandular swellings generally.

The root, roasted in the ashes and applied to felons, and tumors of small size, is excellent. The ointment is splendid in goitre or enlargement of the neck, and for itch it is perfect, or specific.

Dose of fluid extract, five to fifteen drops.

PIPER CUBEBA.

Chiefly used in combination, and for diseases of the genito urinary organs. It acts well in most cases of bronchial inflammation, and, in small doses, is a valuable remedy in dyspepsia.

Dose of fluid extract, ten to twenty drops.

PIPER NIGRUM.

BLACK PEPPER.

Acts somewhat on the same principle of cubebs. The

only use we make of it is as an anti-periodic; combined with quinine, in chills and fever, it acts well. I use only the concentrated extract pepperine.

Dose, one to two grains.

PODOPHYLLUM PELTATUM.

MANDRAKE.

Mandrake is alterative, emetic, cathartic, anthelmintic hydrogogue, sialogogue. It is a sure and active cathartic, and for this purpose has no equal. Small dose, often repeated, acts upon the glandular system, and stimulates the liver to much better advantage than calomel, or mercury, and the results are far more satisfactory. As an alterative, in small dose, three times a day, it acts upon the circulation and secretions generally, and is valuable in cutaneous affections. In bilious and typhoid fever, given in the early stage, alone or in combination with leptandrin, it will often arrest the fever at once. I could fill a dozen pages as to its merits, but I have not space; and, in conclusion, will say that the podophyllin will do all that a good cathartic will do, and may be used in every instance where the blue pill, or calomel, would be given by the allopathic professors.

Dose, of fluid extract, ten to forty drops. Powder of Podophyllin, one fourth to three grains.

POPULUS TREMULOID.

POPLAR.

Poplar has tonic and febrifuge properties, and is used in intermittent and remittent fevers, impaired digestion, chronic diarrhoea, and all cases of debility.

Dose, of fluid extract, fifteen to forty drops.

PRUNIS VERTICILLATUS.

BLACK ALDER.

Tonic, alterative, and astringent, and is a local application to gangrenous or flabby ulcers; and as an internal remedy is said to cure diarrhoea and jaundice. The red

alder, *alnus rub.* is much the best, but this may be used as a substitute when that is not convenient.

Dose, of fluid extract, fifteen to sixty drops.

PRUNIS VIRGINICA.

WILD CHERRY.

Tonic and sedative to the nerves and arterial system; quieting irritation and diminishing nervous excitability. On this account I often employ it in organic or functional derangements of the heart; it has the effect to control the action of the heart and give tone to the system at the same time—properties not possessed by other preparations. It is far better than the *digitalis*, and safer than the hydrocyanic acid. Its use is indicated in all cases of debility and general relaxation, and in convalescence, after fevers, etc., it has no equal, relieves the terrible hacking cough of bronchitis and consumption, and without constipating or depressing effects.

Dose, of fluid extract, twenty to forty drops.

QUERCUS ALBA.

WHITE OAK.

Astringent tonic used in bowel derangements and general relaxed condition of mucous membrane; may be administered in cases of weak, debilitated children. The sap of the white oak is almost specific in the first stages of deafness from cold and slight inflammation. The tea of white oak is used as a gargle in sore throat and spongy gums, and is of advantage in other mucous derangements.

Dose, of fluid extract, five to forty drops.

RHEUM PALMATUM.

RHUBARB.

The properties, and medical application, of rhubarb are too well known to require here an extended notice. I have, of late years, only used, or prescribed, it in the neutralizing mixture, or syrup, *rhei et potass*, as directed in this

volume. It is one of the safest, surest, and least objectionable remedies for bowel derangements of the summer season, and may be given with good results in all ages and conditions.

Dose, of comp. fluid ext. rhei et potass., 15 to 60 drops.

RHUS GLABRA.

SUMAC.

Alterative, refrigerant, astringent, and febrifuge. It is used in mineral poisoning, syphilitic ulcers, and in putrid sore throat and mouth, sometimes met with in long nervous fevers. Combined with honey, it is one of the best applications for sore mouth in children. Its alterative effect on mercury, and syphilis, is well marked, and is well worthy of trial.

Dose, of fluid ext., 15 to 60 drops.

RUMEX CRISPUS.

YELLOW DOCK.

Alterative, refrigerant, and tonic; useful in scrofula, cancer, syphilis, leprosy, etc. In the treatment of itch, and other skin eruptions, it is valuable. It is useful in affections of the liver, and in diseases where the glandular system has partially ceased to perform its functions. It is slow, but sure, and will not disappoint; it is one of the principal ingredients in the cancer prescription, and is the basis of comp. syrup recommended in my book on women and children.

Dose, of fluid ext., 15 to 40 drops.

RUBUS STRIGOSIS.

BLACKBERRY, OR BRIERBERRY.

Astringent, and tonic, the root prepared in decoction, or a syrup made from the fruit, is often used in derangement of the bowels, and has a happy effect in most cases. The fruit makes a good syrup, wine, and jelly, much used in the South.

The dose of the fluid ext. is from 20 drops to a teaspoonful, repeated as often as the urgency of the symptoms may demand.

RUTA GRAVEOLENS

RUE.

On account of the acrid, poisonous nature of this domestic remedy, I would caution those who deem it a harmless agent against its use. If given in large dose, or long continued, the patient may be left in a stupor from which recovery, if at all, is difficult, and entire paralysis of muscles may ensue. Not recommended at all in my practice.

SANGUINARIA CANADENSIS.

BLOOD ROOT.

Alterative, tonic, escarotic, emetic and expectorant. It is much used in combination with lobelia in croup, coughs and bronchial irritation; will relieve the cough, and give tone to the stomach and digestive organs; is good in dyspepsia, etc.; will destroy polypus tumors of a soft nature, and is used as an escarotic to fungus flesh in indolent ulcers; acts well on the liver, and is one of the ingredients of catarrh snuff, sold all over the country. It stimulates the liver and bowels, and is of value in all cases of chronic derangement of these organs. As a gargle or wash in diphtheria it has few equals, and for croup I would exchange it for no one remedy I have ever used.

Dose of fluid extract, five to fifteen drops, in sugar and water.

SCUTILLARIA LATERIFLORIA.

SKULLCAP.

This is one of the most valuable of nervines we have. It is superior to valerian, unequaled by any of which we know; its effects are not immediate, but if long continued, positive and permanent. It will control the nervous system, and is useful in chorea, epilepsy, tremors, intermittent

fevers, neuralgia; in delirium tremens, used freely, it will soon produce a calm, quiet sleep, and in hysteria, it is almost infallible. In the treatment of diseases, where the allopaths prescribe opium, and often send their victims to a living torment, this harmless remedy will relieve the pain and quiet the nerves.

Dose of fluid extract, thirty to sixty drops.

SENECIO AUREUS.

LIFE ROOT.

Life root is diuretic and diaphoretic, and in warm infusion it is emenagogue; it possesses tonic and expellant properties, but in a limited degree; useful in strangury, and is splendid in those cases accompanied by nervous irritation.

Upon the whole, it is a valuable medicine for many difficulties, safe and effectual.

Dose in fluid extract, fifteen to sixty drops.

SMILAX OFFICINALIS.

SARSAPARILLA.

Sarsaparilla is chiefly used for its supposed alterative properties, which are even now overrated. It may be used in all cases where a mild alterative result is wanted, either alone or in combination. I have never prescribed it save in the compound syrup, and have usually combined it with more powerful alteratives.

Dose of fluid extract, one teaspoonful.

SOLANUM DULCAMARA.

BITTER-SWEET.

Narcotic, alterative, diuretic, diaphoretic, and slightly tonic. Its best results are obtained in the cancer compound, and in the treatment of scrofula, syphilis, and mercurial taint it is of great value. Ulcers on the breast from indurated milk glands, and for skin diseases of the scaly variety it has no equal.

Dose, of fluid extract, fifteen to forty drops.

SPIGELIA MARILANDICA.

PINK ROOT.

Narcotic, anthelmintic, and cathartic; a well-known remedy for worms. The form in which I have used it is combined with senna, and in the worm syrup. There is no doubt of its virtue in expelling worms, but should be given in the dose prescribed.

Dose, spigelia and senna, twenty to sixty drops.

STILLINGIA SYLVATICA.

STILLINGIA.

In large dose, emetic and cathartic; in small dose, alterative, with marked influence on the secretions. Stillingia acts well upon the glandular system, but is, in my judgment, inferior to the iris, in most cases, and, to be effectual, should be combined with other alteratives. Stillingia has been the basis for all manner of patent preparations, claiming unheard-of virtues; but, like Jonah's gourd, they last but for a day, as it were. The oil of stillingia is used in sore throat and bronchial irritation.

Dose, of fluid extract, five to fifteen drops.

Dose, of compound extract, fifteen to sixty drops.

STRYCHNOS NUX VOMICA.

NUX VOMICA.

Tonic and sedative, with special tendency to the spinal marrow, or nerve centre. When there is too much blood in the brain, the nux vomica should not be given in any form of disease, on account of its tonic and sedative powers. It is one of our most valuable remedies in constipation, piles, inflammation of stomach, impaired nervous system, and general nervous debility; it is useful in amaurosis and, diseases dependant upon want of reaction in the nervous system. Should be given with care, and in dose, as directed. Some use the strychnine, in preference, but I

am disposed to use only the fluid extract of the nux vomica, as it is less liable to be taken in over-dose.

Dose, of fluid extract, five to ten drops.

SYMPHYTUM OFFICINALE.

COMFREY.

Comfrey is demulcent and astringent. Useful in affections of throat, stomach and bowels, as a tonic to the mucous membrane of the whole system.

It is good in diarrhœa, dysentery, coughs, and spitting of blood.

Dose, of fluid extract, half to one teaspoonful.

SYMPLOCARPUS FŒTIDUS.

SKUNK CABBAGE.

Skunk cabbage is astringent, antispasmodic and narcotic; in large doses it will occasion vomiting, vertigo and dimness of vision, useful in combination with sanguinaria, cimicifuga and comfrey as an expectorant and healing cough mixture; useful, also, in asthma, catarrh, chronic cough and hysteria.

Dose, twenty to sixty drops.

TARAXACUM DENS LEONIS.

DANDELION.

One of the most valuable properties of dandelion is its effect upon the liver, and to this it owes its reputation in jaundice. There is no doubt of its value as a mild alterative and aperient, which does not weaken the system at all; is also valuable in affections of the kidneys and skin, and enters into the iris compound and cancer medicine.

Dose, of fluid extract, thirty to sixty drops.

VALERIANA OFFICINALIS.

ENGLISH VALERIAN.

Valerian is tonic, anti-spasmodic, carminative. It subdues unusual and convulsive excitement of the system with

out narcotism. In every case where there is irregular action of the nervous system, uncomplicated with inflammation, valerian is useful in subduing it. It is used in epilepsy, mania, hysteria, melancholy, neuralgia and St. Vitus dance. I have never found valerian as reliable as some represent it, owing to the difficulty of getting a pure article, but the fluid extract of Hance manufacture is every way reliable, and will accomplish all that the valerian will, in any form.

Dose, thirty to sixty drops.

VERATRUM VIRIDE.

AMERICAN HELLEBORE.

Emetic, alterative, expectorant, diaphoretic, nerve and arterial sedative. Such are the virtues ascribed to this plant, and which it undoubtedly possesses, but it is so dangerous a remedy that the greatest caution is necessary in its use, and on that account I have almost discarded it alone, and seldom use it at all.

Dose of fluid extract, one to two drops.

VIBURNUM OPULUS.

CRAMP BARK.

The most prompt anti-spasmodic we have, and is very efficacious in relaxing cramp, spasms, asthma; severe attacks yield like magic to its influence. It is useful in all conditions where there is cramping or spasmodic twitching of the nerves and muscles, and for some diseases of women it is splendid.

Dose of fluid extract, thirty to forty drops.

XANTHOXYLUM FRAXIMUM.

PRICKLY ASH.

Alterative, stimulant, tonic, and sialogogue, producing a prickly sensation in the mouth, and a sense of heat in the stomach, more or less general arterial excitement; useful in chronic rheumatism, colic, syphilis, hepatic derange-

ment; and whenever an alterative and stimulant combination is required in scrofula, in anæmic patients, it is useful, and is often used as a stimulating wash to malignant and indolent ulcers. It may be given in cases of indigestion or want of tonics, but when the stomach is irritable it is not admissible at all. I have found better results from its use as an alterative and stimulant in rheumatism than in any other disease.

Dose fluid extract, five to twenty drops.

ZINGIBER OFFICINABIS.

GINGER.

Ginger is the most valuable stimulant tonic and carminative we possess. Its value in domestic practice is too well known to need recommending. It is a pure and harmless stimulant, well calculated to give tone and strength to the digestive organs, and, in change of water in summer, it is excellent to prevent diarrhœa and bowel derangements generally. It is useful in croup, colic, and has a happy effect in some cases of torpid liver; useful in ordinary colds as a gentle diffusible stimulant. The fluid extract is the best form, as the ground ginger is not reliable, and the crude is often oid and worm-eaten. The genuine fluid extract is always the best.

Dose, of fluid extract, fifteen to thirty-five drops.

THE DISPENSARY.

In the following pages I propose to give the reader a select list of prescriptions, which have been tried and found reliable in a practice of over eighteen years. Not one of them is introduced here on mere hearsay, but are just as represented. I have, in this work, prescribed fluid extract as the most reliable way of administering medicine; most of the preparations are made into elixirs, and sugar-coated pills, but the pure fluid extract is the cheapest and safest.

Astringent Tonic Compound.

Fluid ext. myrica cerif.....	1 oz.
Fluid ext. nymphæa odor.....	1 oz.
Fluid ext. zingiber.....	$\frac{1}{2}$ oz.
Fluid ext. hydrastis.....	$\frac{1}{2}$ oz.

Mix. Dose, thirty drops in water three times a day, given before meals. This is an astringent, and tonic, useful in diarrhœa, dysentery, and all cases of debility from exhausting diseases.

Alterative Bitters.

Fluid extract sanguinaria.....	} aa $\frac{1}{2}$ oz.
Fluid extract hydrastis.....	
Extract alnus.....	
Leptandrin	
Angelica.....	

Add to one quart of port wine, and take a tablespoonful before each meal; acts well in all blood degeneration and torpid condition of liver.

Alterative Syrup—Comp. Syrup Frostwort.

Fluid extract heleanthemum.....	8 oz.
Fluid extract corydalis.....	2 oz.
Fluid extract kalmia lact.....	2 oz.
Fluid extract menispermum.....	4 oz.
Alcohol.....	8 oz.
Syrup simplex.....	2 $\frac{1}{2}$ pt.

Shake well, and give a tablespoonful before each meal; to this may be added $\frac{1}{2}$ to $\frac{3}{4}$ oz. of iodide of potassia, or iodide iron to the pint of syrup.

Syrup Iris Versicolor Compound.

Fluid extract iris versicolor.....	8 oz.
Fluid extract rumex crisp.....	4 oz.
Fluid extract taraxicum.....	2 oz.
Fluid extract kalmia.....	2 oz.
Alcohol.....	8 oz.

Syrup, same as directed for the comp. syrup of frostwort;

the same rule applies to this as to the former. The frost-wort is best for ulcers and inflammatory diseases of the skin, but in glandular swellings, mercurial poisoning, and disease of the bone, this is preferred, and more effectual. The iodide of potassia may be added in same proportions.

Syrup Sarsaparilla Compound.

Fluid extract sarsaparilla.....	6 oz.
Fluid extract rumex cris.....	4 oz.
Fluid extract menispermum.....	2 oz.
Fluid extract iris ver.....	2 oz.
Fluid extract sanguinaria.....	2 oz.
Alcohol.....	8 oz.
Syrup simplex.....	2½ pt.

Dose, one tablespoonful three times a day.

Those of my readers who prefer to make their own sarsaparilla comp., can buy the fluid extract comp, and make it by adding four ounces of the comp. to twelve of the syrup.

Astringent Wash.

Myrica cer.....	1 oz.
Hamamelis vir....	1 oz.
Nymphae odor.....	1 oz.

Mix and use as a gargle, wash, or injection; useful in catarrh, bronchial and throat affection, also, as a wash to ulcers. It is best to add a teaspoonful of the above compound to a pint of water.

Astringent Tonic.

Fluid extract nymphia odor.....	} aa 1 oz.
Fluid extract sanguinaria can.....	
Fluid extract myrica cer.....	
Fluid extract hydrastis can.....	} aa ½ oz.
Fluid extract populus trem.....	
Prunis vir.....	
Brandy.....	1 qt.

Shake well, and take a tablespoonful before each meal. This is good in dysentery, diarrhœa, and general relaxed condition of the stomach and bowels.

Cathartic Pills—Eclectic.

Podophyllin.....	$\frac{1}{2}$ oz.
Leptandrin.....	$\frac{1}{2}$ oz.
Juglandin.....	$\frac{1}{2}$ oz.
Macrotin.....	$\frac{1}{8}$ oz.
Oil capsicum.....	a trace.

Thoroughly mix, and make into pills, with syrup or honey—make into two-grain pills.

Dose, one to three. These pills act well on the liver; can be bought, sugar-coated and carefully prepared from pure articles. See directions for procuring medicines.

The author has prepared, and used in his practice, a private formula, which is the best, most reliable pill, that has ever been compounded for family use and general practice. The formula is not given, but pills can always be obtained, as per price list.

Cathartic Powders.

Podophyllin.....	1 gr.
Leptandrin.....	1 gr.
Sugar of milk.....	8 gr.

Divide into eight powders, and give one every night, and morning, if not too active.

Compound Cathartic.

Sul. Magnesia.....	1 dr.
Senna.....	2 dr.
Scammony.....	6 gr.
Jalap.....	10 gr.
Licorice.....	1 dr.
Ginger.....	3 gr.
Coriander.....	5 gr.
Syrup of orange peel.....	1 oz.

Dose, one to four teaspoonsful. The syrup acts mildly, promptly, and without nausea.

Diaphoretic Powders.

Pul. asclepias tub.....	}	aa $\frac{1}{2}$ oz.
Pul. spearmint.....		
Pul. zingiber.....		
Pul. sumac berries		
Bayberry root.....	}	aa $\frac{1}{4}$ oz.
Skunk cabbage.....		

Mix well, and give half a teaspoonful in warm water ; repeat every two hours, until a free perspiration is obtained. Good for colds, coughs, fevers, etc.

Diaphoretic Drops—Comp. Tinct. Serpentaria.

Pul. Virginia snake-root.....	}	aa $\frac{1}{2}$ oz.
Ipecacuanha.....		
Pul. opium.....		
Pul. saffron.....		
Pul. camphor.....		
Holland gin.....		1 $\frac{1}{2}$ pt.

Let stand fourteen days, filter, and it is ready for use. This is one of the best medicines to get up a free action on the skin, and relieve pain and fever. May be given ten to sixty drop dose ; as often as required until perspiration is free ; useful in all cases where there is a want of action of the skin, and a rush of blood to the head.

Diuretics—Compound Fluid Extract Buchu.

Fluid extract buchu comp.....	1 oz.
Cubeba.....	$\frac{1}{2}$ oz.
Juniper berries.....	$\frac{1}{2}$ oz.
Dandelion	$\frac{1}{2}$ oz.

Mix, dose fifteen to sixty drops in water, three times a day.

Diuretic Cordial.

Fluid extract buchu.	}	aa $\frac{1}{2}$ oz.
Eupatorium purp.....		
Sambucus can.....		
Hydrangea		
Cubeb.....		$\frac{1}{2}$ oz.
Holland gin.....		1 $\frac{1}{2}$ oz.

Digest—dose, tablespoonful before each meal.

Emetic Powder—Compound Powder of Lobelia.

Lobelia seed pul.....	1 oz.
Sanguinaria pul.....	1 dr.
Capsicum	$\frac{1}{2}$ dr.

Mix, and to a teaspoonful of the powder add a pint of boiling water, give wine glassful every fifteen minutes, until it vomits freely.

Emolient Mixture.

Glycerine.....	1 oz.
Camphor water.....	1 oz.
Tinct. belladonna.....	1 oz.

Mix, and apply over the region of any inflammation or swelling. Apply it every two hours until the inflammation subsides. Useful in erysipelas, burns, etc., where the skin is not broken.

Emolient Poultice.

Pulv. elm.....	1 oz.
Flaxseed meal.....	$\frac{1}{2}$ oz.
Pulv. soda crackers.....	$\frac{1}{2}$ oz.

Mix, and add water to make a poultice, apply warm or cold. Useful in all inflammatory swellings, boils, carbuncles, cancers, etc., to keep down inflammation.

Anodyne Mixture.

Fluid extract valerian....	} aa $\frac{1}{2}$ oz.
Fluid extract cypripedium.	
Fluid extract scutellaria	$\frac{1}{4}$ oz.
Tinct. aconite fol.....	$\frac{1}{8}$ oz.

Mix, dose, half teaspoonful at night, before retiring.

Anodyne Cough Mixture.

Lactea sativa.....	} aa 1 oz.
Prunis vir.....	
Sanguinaria.....	
Aralia nudicaulus.....	
Tinct opii et camphor	2 oz.
Syrup simplex.....	1 pt.

Dose, one teaspoonful, as often as the cough is troublesome.

Fluid extract licorice.....	} aa $\frac{1}{2}$ oz.
Fluid extract inula.....	
Glycerhiza.....	
Syrup.....	4 oz.

Dose, one teaspoonful every two hours, until the cough is relieved.

Syrup Hypophosphite Compound.

Hypophos. soda.....	$\frac{1}{2}$ oz.
Hypophos. calcis..	$\frac{1}{2}$ oz.
Hypophos. ferri.....	$\frac{1}{2}$ oz.
Hypophos. potass.....	$\frac{1}{2}$ oz.
Syrup from pure loaf sugar.....	1 pt.

Shake well, and take a teaspoonful before each meal.

Glycerine Phos. Compound.

Pure glycerine.....	12 oz.
Dil. phos. acid.....	2 oz.
Fluid ext. cinchona c.....	2 oz.

Mix. Shake well, and take one teaspoonful before each meal; useful in nervous debility, consumption, etc; should only be prepared from pure articles.

Antispasmodic Compound.

Tincture lobelia.....	2 oz.
Tincture valerian, Am.....	2 oz.
Tincture scutillaria.....	2 oz.
Bromide potass.....	2 oz.

Mix, and dissolve in eight ounces of Holland gin.

Dose, one teaspoonful every two hours, until relieved.

Rheumatic Compound.

Xanthoxylum.....	$\frac{1}{2}$ oz.
White ash.....	$\frac{1}{2}$ oz.
Iodide potass.....	$\frac{1}{2}$ oz.
Holland gin.....	$\frac{1}{2}$ pt.
Syrup simplex.....	$\frac{1}{2}$ pt.

Shake well, and take a tablespoonful before each meal.

Nothing, in the way of a common remedy, will equal it in rheumatism.

Black Salve.

Olive oil.....	3½ pts.
Resin.....	3 oz.
Beeswax.....	3 oz.
Red lead.....	2½ oz.
Pulver. camphor..	½ oz.

Melt the beeswax, olive oil, and resin, together, and bring to a boiling point; add the red lead, stirring with a spatula, or glass rod, until it is all taken up by the oil; remove from the fire, and add the camphor, stirring well. One of the best healing salves known.

DIRECTIONS FOR PROCURING MEDICINE.

I would not advise the non-professional reader to undertake to prepare his own medicines. You can always procure them, at a small cost, if in reach of an honest manufacturer, or reliable druggist. I give below the prices at which these medicines can be had, and for the accommodation of patrons of my book, will undertake to procure and furnish medicines at the prices mentioned below, guaranteeing the quality to be as represented, with label of dose, and name of medicine. Medical extracts should be kept well corked, and away from the light, or rolled in blue paper. I have given the dose in drops, a correct drop can be had by buying a medicine dropper, which can be had for 25 cents. Fluid extracts will be furnished at an average of, say—

Per single ounce.....	\$ 25
Two to four ounces.....	22½
Eight ounces to one pint....	20
Tinct. per ounce.....	25
Tinct. two ounces.....	15

Syrup hypophosphites—soda, lime and iron per $\frac{1}{2}$ pt.	1 25
“ “ “ “ “ per pt.	2 00
Glycerine—Phos. comp. per $\frac{1}{2}$ pt.	1 25
“ “ “ per pt.	2 00

All articles sent out from the Eclectic Dispensary will be of the very best of material ; cod-liver oil, worm syrups, santonine lozenges, worm candy, etc., at lowest prices. While I am willing to put myself, and assistants, to the trouble to prepare, or pack medicines for my friends, who buy the book, I cannot undertake to prescribe and furnish medicines at these prices ; in other words, you are treating your own case. In all chronic cases, except cancer, fistula, and cancerous tumors, I will give all necessary medicines, and advice, at the rates of five dollars per month, packed and delivered to Express Company in this city. Express freight on five-pound packages will range from 25 to 50 cents prepaid, or payable on delivery of the package. All orders for medicine attended to on day of receipt, as near as practicable.

Family Medicine Case.

The following medicines should be in the hands of every purchaser of this book, who wants to save life and money, and be prepared for emergencies. For a family of from three to six—

1 oz. tinct. aconite fol.	25 cts.
1 oz. fluid ext. asclepias.	20
1 oz. comp. serpentaria	25
1 oz. fluid ext. gelsem.	25
2 oz. tinct. lobelia comp	50
1 oz. tinct. sanguinaria.	25
1 oz. tinct. cannabis indica.	25
1 oz. fluid ex. dioscorea.	25
4 oz. cough mixture.	50
2 oz. worm syrup.	25
1 oz. soothing drops.	25
4 oz. diuretic drops, buchu comp.	50

4 oz. syrup rhei. et potass.....	50
4 oz. liniment.....	50
1 pkg. composition.....	25
50 Eclectic, or Dr. Salter's pills.....	50
1 pkg. camphor ice... ..	25

With the above, costing six dollars, you will be able to control any ordinary attack of fever, cold, etc. The tincture aconite will relieve pain, control fever, and quiet the nervous system. The asclepias will relieve pneumonia, get up a free action of the skin, and the comp. serpentaria will soothe, and stimulate the whole system. The extract gelseminum will control fever, relieve croup, toothache, etc., while the lobelia comp. will act as an expectorant, relaxant, and, in connection with the sanguinaria, will control croup, spasms, coughs, etc. Tinct. cannabis indica will produce sleep, relieve pain, and is preferable to opium. The diascorea will relieve indigestion, cramp, and pain in the stomach. The cough mixture will allay the irritation attending colds, and give rest without stupifying. The pill will be found the very best for general family use, harmless, and mild, but never failing.

The liniment is the very best local application to be had. The composition is made from the original formula of the botanic practice. The worm medicine will be sent either in the form of syrup, candy, or pills, as preferred, and is effectual for the purpose of expelling worms. Camphor ice for chaps, abrasions, and sunburn. Soothing drops for children teething, the diuretic drops, or fluid ext. buchu comp. is a good and effectual medicine in all cases of kidney derangements; the syrup, rhei. et potass. is the very best remedial agent for diarrhœa, and summer derangements of the bowels. It is the neutralizing mixture so often recommended in this work.

With this book, a little common sense, and the medicines mentioned in this list, nine-tenths of the acute attacks of diseases, common to our country, can be controlled in less

time than it will take to send for a physician. The medicines mentioned will be procured, and forwarded to those who may order, but if you can find them at your druggists, I would prefer it, as I am not in the drug business.

Most of the articles can be had in the form of sugar-coated pills, and those who live remote from express, or railroads, will do well to order in that form, as they can be sent by mail.

Orders on this business alone, should be directed to
THE ECLECTIC DISPENSARY,
No. 53 Broad street,
Atlanta, Ga.

S. F. SALTER, M. D.,

PROPRIETOR

ECLECTIC DISPENSARY,

Author of several standard Books for the People.

MAY BE CONSULTED DAILY

AT THE

ECLECTIC DISPENSARY,

ON ALL

FORMS OF DISEASE.

OFFICE HOURS: 8 A. M., TO 9 P. M.

Consultation by Letter or otherwise promptly attended.



OPERATION AND CONSULTATION

In any Part of the Country Solicited.

S. F. SALTER, M. D.,

53 Broad Street, Atlanta, Georgia.

LIST OF CONTENTS.

Ablution	11
Abscess	12
Anchiola	13
Acne.....	14
Acupressure.....	16
Addison's Disease.....	17
Adenitis.....	17
Albuminuria.....	19
Allopecia.....	20
Angina Pectoris	21
Anæmia.....	23
Amyloid Degeneration.....	25
Anasarca	27
Anguoleucitis.....	28
Anthrax.....	30
Aneurism.....	30
Aneurism of Abdominal Aorta.....	32
Aneurism of Thoracic Aorta.....	32
Aphasia.....	33
Aphonia.....	34
Apthæ.....	35
Apoplexy.....	36
Arteries.....	38
Asthma.....	39
Atomized Fluid for Inhalation.....	42
Atrophy.....	42
Erigh's Disease.....	45
Bites of Rabid Animals.....	46
Burns and Bruises.....	48
Bone.....	48
Bursal Swellings.....	49
Bronchitis.....	50
Bronchitis Chronic.....	52
Bronchocele	52
Burns.....	54
Cardiac Disease.....	54
Cardiac Dilatation.....	55
Cardiac Functional Derangement.....	56
Cardiac Hypertrophy.....	58
Cardiac Rupture.....	59

Cardiac Valvular Disease.....	59
Carditis.....	62
Cancer.....	63
Cancer, Fissure.....	64
Cancer, Spider.....	64
Cancer, Rose.....	65
Cancer, Bone.....	65
Cancer, Sleepy.....	65
Cancer, Wolf, or Lupus.....	66
Cancer, Black Scaly.....	66
Cancer, Bleeding.....	66
Caries.....	70
Catalepsy.....	71
Catarrh.....	72
Cellular Inflammation.....	74
Cephalæmatoma.....	75
Cerebritis.....	76
Simple Meningitis.....	76
Cerebral Hemorrhage.....	78
Chapped Hands.....	79
Cholera Infantum.....	79
Cholera.....	79
Chorea.....	85
Cœynodynia.....	87
Cold.....	88
Chilblains.....	88
Colic.....	89
Collapse.....	90
Concussion of Brain.....	91
Concussion of Spinal Cord.....	92
Conjunctivitis.....	92
Constipation.....	94
Convulsions.....	96
Coup de Soliel.....	99
Croup.....	100
Cyanosis.....	102
Deafness.....	102
Delirium Tremens.....	103
Dentition.....	105
Toothache.....	107
Toothache, from Necrosis of fang.....	108
Toothache, from Neuralgia.....	108
Gum Boils.....	108
Diabetes.....	109
Diarrhœa, Biliou.....	112
Diarrhœa, Serous.....	112

Diarrhœa, Muco Purulent.....	114
Diarrhœa, Chronic.....	115
Dietetics.....	115
Diphtheria.....	119
Disease.....	122
Dropsy.....	126
Dyspepsia.....	127
Dysentery.....	129
Dysphagia.....	132
Dysphonia Clericorum.....	132
Ecthyma.....	134
Eczema.....	135
Embolism.....	136
Emphysema.....	137
Endo Carditis.....	139
Eutropion.....	140
Enterites.....	141
Enuresis.....	142
Ectropion.....	143
Electricity.....	144
Entozœ.....	144
Epilepsy.....	146
Epistaxis.....	149
Epulus.....	150
Eruptive Fevers.....	150
Eruptive Small-pox.....	152
Measles.....	155
Scarlatina Anginosa.....	157
Scarlatina Maligna.....	157
Erysipelas.....	160
Eustachian Tube.....	162
Fatty Degeneration.....	162
Fistula in Ano.....	162
Fracture.....	164
Functional Nerve Disease.....	165
Gallactorrhœa.....	166
Gall Stones.....	166
Gastralgia.....	168
Gastritis.....	168
Glanders.....	170
Gout.....	171
Heamatamesis.....	172
Hæmaturia.....	173
Hæmoptysis.....	174
Hemorrhage.....	175
Hemorrhoids.....	176

Headache	178
Headache Plethoric *	178
Headache Bilioua.....	178
Headache Nervous.....	179
Hepatic Disease.....	180
Hypertrophy of Liver.....	181
Fatty Degeneration of Liver	182
Cancer of Liver.....	183
Inflammation of Gall-bladder and Ducts.....	184
Ulceration of Gall-bladder.....	184
Herpese	185
Hiccough.....	186
Hoarseness.....	186
Hooping Cough.....	186
Hernia	189
Hydrocephalus, or Tubercular Meningites.....	190
Hydrocephalus	192
Hydrophobia.....	193
Hypochondria.....	195
Ichthyosis	196
Impetigo	197
Inflammation.....	197
Influenza.....	198
Intermittent Fevers	199
Intercostal Neuralgia.....	201
Intestinal Disease.....	202
Insanity.....	203
Mania.....	204
Monomania.....	204
Dementia.....	205
Idiocy.....	205
Iritis.....	206
Jaundice	208
Joint Disease.....	209
Knock Knees	209
Laryngitis	210
Lead Poisoning.....	211
Lepro.....	213
Leucocythemia.....	213
Lichen.....	215
Lipema.....	216
Lupus.....	216
Malaria	217
Marasmus.....	218
Morbid Thirst.....	219
Mouth.....	220


Muscular Disease.....	220
Myalgia.....	221
Myelitis.....	222
Muscae Volitantes	223
Nævus.....	223
Nasal Polypus.....	224
Necrosis.....	225
Nephritis.....	225
Nephralgia	227
Kidney, Bright's Disease of	228
Neuralgia	231
Neuritis.....	233
Night Sweat.....	233
Obesity... ..	233
Oesophageal Stricture.....	235
Onychia.....	235
Onyxis	236
Optthalmia Tarsi.....	236
Othalgia.....	237
Ortorrhœa	237
Oxoluria... ..	238
Ozœna.....	239
Parasite.....	240
Paralysis.....	240
Perotitis.....	242
Pediculi	243
Pemphragus.....	243
Pericarditis.....	244
Periostitis.....	245
Peritonitis.....	246
Pharyngitis.	247
Phosphatic Diathesis.....	248
Phlebitis.	248
Phthisis.....	249
Purpura.....	254
Pityriases.....	255
Plethora.....	255
Pleurisy.....	255
Pneumonia.....	256
Polypus	258
Pyrosis.....	258
Purpura Hemorrhagic.....	258
Prurigo... ..	259
Rectum.....	259
Remittent Fever.....	261
Renal Degeneration.. ..	263

Rheumatism and Gout.	265
Rickett.....	268
Rodent Ulcer	269
Roseola.....	2
Rupia	269
Scabies.....	270
Sciatica.....	270
Scrofula.....	271
Scurvy	274
Simple Fevers.....	275
Sleeplessness.....	275
Spinal Irritation.....	276
Spinal Curvature.....	276
Suspended Animation.....	278
Tabes Mesenterica.....	279
Tetanus or Lockjaw	280
Tinea or Porigo.....	282
Tonsilitis	283
Toothache.....	284
Trichina Spiralis.....	285
Tuberculosis.....	287
Typhoid Fever.....	288
Typhus Fever	291
Ulcers.....	294
Uræmia.....	294
Urinary Calculi.....	296
Urine.....	298
Urticaria.....	299
Vertebræ	300
Vesical inflammation.....	301
Vomiting and Retching.....	303
Whitlow	304
Wry Neck.....	304
Yellow Fever.....	305
Physiology in brief.....	307
Dispensary.....	310

ERRATTA.

Prescriptions are usually made in ounces, and where blanks occur in the following pages, ounces are to be understood :

- Page 161—4th prescription should read $\frac{1}{2}$ ounce each.
- 179—3d Prescription should read $\frac{1}{2}$ ounce each.
- 184—1st prescription should read ounces.
- 181—1st prescription should read $\frac{1}{2}$ ounce each.
- 189—Prescription at bottom of page should read ounces.
- 213—Prescription at bottom of page should read 1 ounce each.
- 215—Prescription next to last should read 1 ounce each.
- 230—2d prescription from bottom of page should read ounces.
- 232—Prescription at bottom of page should read ounces.
- 237—2d prescription from top of page should read $\frac{1}{2}$ ounce each.
- 239—Prescription at bottom of page should read 1 ounce each.
- 242—3d prescription from bottom of page should read $\frac{1}{2}$ ounce.
- 249—Prescription at top of page should read $\frac{1}{2}$ ounce each.
- 253—Prescription at top of page should read $\frac{1}{2}$ ounce each.
- 269—Prescription at bottom of page should read 1 ounce each.
- 274—Prescription at bottom of page should read ounces.
- 280—Prescription should be ounce.
- 284—3d prescription from top of page should read ounce.



Bethesda, Md.

U.S. Department of

Bethesda, Md.

U.S. Department of

Bethesda, Md.

U.S. Department of

U.S. Department of

Bethesda, Md.

U.S. Department of

Bethesda, Md.

U.S. Department of

Bethesda, Md.

Health, Education, and Welfare, Public

Health Service

Health, Education, and Welfare, Public

Health Service

Health, Education, and Welfare, Public

Health Service

Health, Education, and Welfare, Public

Health, Education, and Welfare, Public

Health, Education, and Welfare, Public

Health, Education, and Welfare, Public

Health, Education, and Welfare, Public

Health, Education, and Welfare, Public

Health Service

Health, Education, and Welfare, Public

Health Service

Health, Education, and Welfare, Public

Health Service

Health, Education, and Welfare, Public

Bethesda, Md.

U.S. Department of

Bethesda, Md.

U.S. Department of

Bethesda, Md.

U.S. Department of

U.S. Department of

Bethesda, Md.

U.S. Department of

Bethesda, Md.

U.S. Department of

Bethesda, Md.

Health, Education, and Welfare, Public

Health Service

Health, Education, and Welfare, Public

Health Service

Health, Education, and Welfare, Public

Health Service

Health, Education, and Welfare, Public

Health, Education, and Welfare, Public

Health, Education, and Welfare, Public

Health, Education, and Welfare, Public

Health, Education, and Welfare, Public

Health, Education, and Welfare, Public

Health Service

Health, Education, and Welfare, Public

Health Service

Health, Education, and Welfare, Public

Health Service

Health, Education, and Welfare, Public



WERT
BOOKBINDING
MIDDLETOWN, PA.
MAY '74
We're Quality Bound

WBA S177a 1877

63620020R



NLM 05164624 5

NATIONAL LIBRARY OF MEDICINE