

A syllabus of a course of lectures on the institutes of medicine / by Benjamin Rush, professor of the institutes of medicine and of clinical practice in the University of Pennsylvania.

Contributors

Rush, Benjamin, 1746-1813.
Hall, Parry, 1755?-1793
National Library of Medicine (U.S.)

Publication/Creation

Philadelphia : Printed by Parry Hall, no. 149, Chesnut Street, between Fourth and Fifth Streets, MDCCXCII [1792]

Persistent URL

<https://wellcomecollection.org/works/bcnynqd8>

License and attribution

This material has been provided by This material has been provided by the National Library of Medicine (U.S.), through the Medical Heritage Library. The original may be consulted at the National Library of Medicine (U.S.) where the originals may be consulted.


This work has been identified as being free of known restrictions under copyright law, including all related and neighbouring rights and is being made available under the Creative Commons, Public Domain Mark.

You can copy, modify, distribute and perform the work, even for commercial purposes, without asking permission.



Wellcome Collection
183 Euston Road
London NW1 2BE UK
T +44 (0)20 7611 8722
E library@wellcomecollection.org
<https://wellcomecollection.org>

UNITED STATES OF AMERICA



FOUNDED 1836

WASHINGTON, D.C.





A
S Y L L A B U S
OF A
C O U R S E
OF
L E C T U R E S
ON THE

Institutes of Medicine.

BY
BENJAMIN RUSH,

PROFESSOR OF THE INSTITUTES OF MEDICINE AND OF
CLINICAL PRACTICE IN THE UNIVERSITY OF
PENNSYLVANIA.

PHILADELPHIA:

PRINTED BY PARRY HALL, NO. 149, CHESNUT STREET, BE-
TWEEN FOURTH AND FIFTH STREETS.

M. DCC. XCII.

SYLLABUS

COURSE

LECTURES

Institutes of Medicine

BENJAMIN RUSH

PROFESSOR OF THE INSTITUTE OF MEDICINE AND CHIRURGY
IN THE UNIVERSITY OF PENNSYLVANIA

PHILADELPHIA

PUBLISHED BY J. B. LIPPINCOTT & CO., 150 N. SECOND STREET, PHILADELPHIA

1844

A SYLLABUS, &c.



§ I. Of Physiology.

C H A P. I.

Introduction.

Of Animal Life.
 Of Animal Heat.
 Of Respiration.
 Of the Causes of Coughing.
 Sneezing.
 Yawning.
 Laughter, and Crying.
 Of Voice and Speech.
 Of the Circulation of the Blood.
 Of the Nervous System.
 Of Impression, Sensation, and Motion.
 Of the Senses.
 Of the Faculties and Operations of the Mind.
 Of Pleasure, as derived from the Senses, and
 its Proximate Cause.

Of Pleasure, as derived from the Exercifes of
the Mind, and of its Proximate Cause.
Of SLEEP and Dreams.

C H A P. II.

Of Aliment.
Of Hunger.
Of Mastication.
Of Digestion.
Of the Chyle.
Of the Blood.
Of the Lacteals and Lymphatics.
Of the Secretions and Excretions.

C H A P. III.

Of the Peculiarities of the Male and Female
Body.
Of Menstruation, Generation, Conception, and
Parturition.
Of the different Stages of Life.
Of Health.
Of the natural and artificial Analyfis of the So-
lids and Fluids of the Body.

§ II. Of Pathology.

C H A P. I.

Introduction.

OF DISEASE.

Of the Causes of Diseases.

These are Remote, Predisposing, Occasional and Proximate.

I. Of the Remote Causes of Diseases.

1. From the sensible and insensible Qualities of the Air.
2. From Light, Sounds, and the Influence of the Moon.
3. From Aliments, Condiments, and Drinks.
4. From Drefs.
5. From foreign Matters introduced into the System, such as,
 - A. Contagions.
 - B. Poisons.
 - C. Worms.
 - D. Anomalous Substances taken into the Alimentary Canal, Lungs, Nose, and Skin.
 - E. Anomalous Substances applied to the external Surface of the Body.
 - F. Retained Excretions.
6. Motion and Rest, Sleep and Wakefulness.
7. The improper Exercise of the Faculties of the Mind, and of the Venereal Appetite.
8. Different

8. Different Situations.
9. ——— States of Society.
10. ——— Governments.
11. ——— Religions.
12. ——— Employments.
13. ——— Amusements.
14. Peculiar Customs.
15. Unhealthy Ancestors.
16. And injudicious Confidence in the Operations of Nature, and in Quacks.
17. The imprudent or habitual Use of certain Remedies without, or by the Advice of a Physician.
18. Sympathy and Antipathy.
19. Association of Ideas and Motions.
20. Time.

II. The Predisposing Causes of Diseases are Natural and Artificial.

Those which are Natural, occur in

1. Different Ages, as in
 - A. Infancy.
 - B. Childhood.
 - C. Puberty.
 - D. Adolescence.
 - E. The Period in which the Arterial Plethora yields to the Venous.
 - F. Old Age.
2. Different Conditions of the System, as in
 - A. Different Temperaments.
 - B. The different Conditions of the System in single and married Life.
 - C. Pregnancy.
 - D. The Period of the Cessation of the Menfes.

E. De-

E. Deformity in Size, or Configuration of the Whole, or of any Part of the Body.

F. Congenial Weakness of a Part, or of the Whole of the Body.

Of the Predisposing Causes of Diseases which are Artificial.

III. Of the Occasional Causes of Diseases.

IV. Of the Proximate Causes of Diseases.

These are general and partial.

1. The general Causes affect the whole Body, directly or indirectly.

A. Through the Medium of the Sanguiferous System.

B. _____ of the Nervous System and Muscles.

C. _____ of the Stomach and Alimentary Canal.

D. _____ of the external Surface of the Body.

E. _____ of the Lymphatic System and the Glands.

F. _____ of the Blood.

G. _____ of secreted Fluids.

H. _____ of the Viscera.

I. _____ of the Brain.

K. _____ of the Mind.

2. The partial Causes affect,

A. The Skin and Hair.

B. The Features of the Face.

C. The Cellular Membrane.

D. The Trachea, Lungs, Liver, Spleen, Omentum, Kidneys, and Bladder of Urine.

E. The Heart and Blood-vessels.

F. The

- F. The Nerves and Brain.
- G. The Senses.
- H. The Stomach and Alimentary Canal.
- I. The Lacteal and Lymphatic Vessels.
- K. The Glands.
- L. Certain Secretions and Excretions.
- M. The Tendons, Muscles and Ligaments.
- N. The Bones.
- O. The Organs of Generation in both Sexes.
- P. The Uterus.
- Q. The Texture, Situation, or Superficies of certain Parts of the Body.
- R. The particular Faculties of the Mind.
- 3. Of the Proximate Cause of the Phenomena of Old Age.
- 4. Of Death.


C H A P. II.


Of the Signs of Diseases as they appear

- 1. In Pain.
- 2. In the Countenance.
- 3. In Respiration.
- 4. In the different Positions of the Body.
- 5. In the different States of the Faculties of the Mind.
- 6. In the Pulse.
- 7. In the different States of the Appetite.
- 8. In the different States of the Secretions and Excretions.

Of the Signs of Death.







Med. Hist.

WZ

270

R952sy

1792

C.1

