

# **Catalogue of skulls of man, and the inferior animals, in the collection of Samuel George Morton.**

## **Contributors**

Morton, Samuel George, 1799-1851.  
National Library of Medicine (U.S.)

## **Publication/Creation**

Philadelphia : Merrihew & Thompson, printers, 1849.

## **Persistent URL**

<https://wellcomecollection.org/works/d5veamsh>

## **License and attribution**

This material has been provided by This material has been provided by the National Library of Medicine (U.S.), through the Medical Heritage Library. The original may be consulted at the National Library of Medicine (U.S.) where the originals may be consulted.

This work has been identified as being free of known restrictions under copyright law, including all related and neighbouring rights and is being made available under the Creative Commons, Public Domain Mark.

You can copy, modify, distribute and perform the work, even for commercial purposes, without asking permission.

**wellcome  
collection**

Wellcome Collection  
183 Euston Road  
London NW1 2BE UK  
T +44 (0)20 7611 8722  
E [library@wellcomecollection.org](mailto:library@wellcomecollection.org)  
<https://wellcomecollection.org>


MORTON (S. G.)

CATALOGUE OF SKULLS

OF

MAN AND THE INFERIOR ANIMALS

IN THE COLLECTION OF



SAMUEL GEORGE MORTON, M. D., Penn. and Edinb.

Vice President of the Academy of Natural Sciences of Philadelphia.

AUTHOR OF

"Crania Americana," "Crania Ægyptiaca," etc.

"The physical or organic characters which distinguish the several races of men, are as old as the earliest records of our species."—*Crania Ægyptiaca*.

THIRD EDITION.

*Box*

PHILADELPHIA:

MERRIHEW & THOMPSON, PRINTERS, NO. 7 CARTER'S ALLEY.

1849.



# CATALOGUE OF SKULLS

OF

## MAN AND THE INFERIOR ANIMALS

IN THE COLLECTION OF

SAMUEL GEORGE MORTON, M. D., Penn. and Edinb.


Vice President of the Academy of Natural Sciences of Philadelphia.

AUTHOR OF

“Crania Americana,” “Crania Ægyptiaca,” etc.

“The physical or organic characters which distinguish the several races of men, are as old as the earliest records of our species.”—*Crania Ægyptiaca*.

THIRD EDITION.



PHILADELPHIA:

MERRIHEW & THOMPSON, PRINTERS, NO. 7 CARTER'S ALLEY.

1849.

## ADDENDA.

692 Skull of a CHARIB of the Antilles, obtained in the island of Nassau by the late Rev. Thomas Leaver, for several years a missionary there. He presented the cranium to Dr. Thomas C. Dunn, of Newport, Rhode Island, by whom it was added to the present collection, A. D. 1849. Man, ætat. 30. I. C. 89.

693 NARRAGANSET INDIAN, from an old cemetery of that tribe on the western shore of Tiverton, in Rhode Island. Man, ætat. 30. I. C. 85. Dr. Thomas C. Dunn.

The following measurements have been omitted in the catalogue: No. 1210, I. C. 104.—No. 1417, I. C. 79.—No. 1474, I. C. 86.—No. 1512, I. C. 90. F. A. 81°.

The term *Ancient Nubian*, Nos. 839 and 888, is here used synonymously with Meröite or Ethiopian, without any reference to the Negro race. I have also sometimes designated the ancient Caucasians of Ethiopia as *Austral-Egyptians*.

---

## CORRIGENDA.

No. 657, for I. C. 103, read I. C. 101.

No. 720, for 1849, read 1839.

No. 1187, for I. C. 106, read I. C. 104.

No. 1211, for two months, read five months.

## INTRODUCTION.



I commenced the study of Ethnology in 1830; in which year having occasion to deliver an introductory lecture on Anatomy, it occurred to me to illustrate the differences in the form of the skull as seen in the five great races of men. After the lapse of but twenty years the fact seems strange even to myself, that when I sought the materials for my proposed lecture, I found to my surprise that they could be neither bought nor borrowed. Caucasian and Negro crania were readily procured, and two or three Indian skulls were placed at my disposal; but for the Mongolian and Malay I inquired in vain. I resolved, therefore, to supply this remarkable deficiency in an important branch of science; and much time, toil and expense have been rewarded by the acquisition of 867 human skulls and 601 of the inferior animals. Yet I need hardly add, that had it not been for the exertions of my friends in every quarter of the globe, my object would have remained unaccomplished. The following pages afford emphatic evidence on this point; and it gives me great pleasure thus to record the kindness of those persons who have aided me in an enterprise that, for obvious reasons, has been attended by many difficulties.

The primary motive in making the following collection, has been to compare the characters of the cranium in the different races of men, and these again with the skulls of the inferior animals; not only in reference to exterior form, but also to internal capacity as indicative of the size of the brain.

Beside these strictly Ethnographic objects, some others of a different and subordinate kind have been had in view; such as pathological conditions of the skull from diseases and from wounds; remarkable developments illustrative of the principles of Phrenology, and preternatural growths of every description.

The Indian crania contained in this series have received my especial attention, both in respect to their number and authenticity, for they have been collected with great care by the gentlemen whose names are associated with them. In every instance where a doubt is entertained as to the tribe or nation to which the skull belonged, it is expressed by a mark of interrogation; and where no clue exists for such information, the deficiency is noted accordingly. I have sometimes had the skulls of both Europeans and Africans sent me by mistake for those of Indians: that these should occasionally be mingled in the same cemeteries is readily understood; but a practised eye can separate them without difficulty.

Large as this collection already is, a glance at the Ethnological Table will show that it is very deficient in some divisions of the human family. For example, it contains no skulls of the Eskimaux, Fuegians, Californians or Brazilians. The distorted heads of the Oregon tribes are also but partially represented, while the long-headed people of the Lake of Titicaca, in Bolivia, are altogether wanting. Skulls also of the great divisions of the Caucasian and Mongolian races are also too few for satisfactory comparison, and the Slavonic and Tchudic (Finnish) nations, together with the Mongol tribes of Northern Asia and China, are among the especial desiderata of this collection.

The following analysis exhibits an Ethnographic view of the materials embraced in the entire series.

## 1. CAUCASIAN RACE.

Anglo-American, 8.  
 Anglo-Irish, 1.  
 Armenian, 6.  
 Affghan, 1.  
 Arab, 3.  
 Arab-Egyptian or Fellah, 19.  
 Celtic Irish, 5.  
 Circassian, 4.  
 Dutch, 1.  
 English, 5.  
 Egyptian, Ancient 84.  
 Græco-Egyptian or Pelasgic, 22  
 Guaniché, 1.  
 German, 13.  
 Hindu, 35.  
 Midianite, 1.  
 Parsee, 2.  
 Phœnician, 1.  
 Prussian, 4.  
 Swede, 2.  
 Semitic-Egyptian, 7.  
 Uncertain, 1.

## 2. MONGOLIAN RACE.

Chinese, 7.  
 Laplander, 1.

## 3. MALAY RACE.

Amboynese, 3.  
 Bornese, 2.  
 Ballinese, 1.  
 Cingalese, 1.  
 Javanese, 5.  
 Kanaka, 7.  
 Makassar, 3.  
 Madurese, 2.  
 Malakese, 1.  
 New Zealanders, 3.  
 Sambawese, 1.  
 Tagelos, 1.  
 Various, 4.

## 4. ABORIGINAL AMERICAN RACE.

Assinaboin, 3.

Araucanian, 7.  
 Aztec, 2.  
 Arickaree, 3.  
 Chechemecan, 1.  
 Cottonay, 3.  
 Cayuga, 1.  
 Cherokee, 5.  
 Chetimaches, 2.  
 Creek, 2.  
 Choctaw, 1.  
 Charib, 2.  
 Chippeway, 2.  
 Chimuyan, 1.  
 Chemesyan, 1.  
 Chenouk, 7.  
 Cowalitsk, 1.  
 Clatsap, 1.  
 Clickitat, 1.  
 Chayenne, 1.  
 Dacota, 1.  
 Euchee, 1.  
 Gepepscot, 1.  
 Huron, 5.  
 Illinois, 2.  
 Iroquois, 2.  
 Kalapooyah, 1.  
 Klatstoni, 1.  
 Lenapé, 3.  
 Lipan, 2.  
 Mexican, 12.  
 Manta, 1.  
 Mandan, 7.  
 Minetari, 4.  
 Missouri, 1.  
 Mingo, 1.  
 Miami, 6.  
 Mohawk, 3.  
 Menominee, 7.  
 Massasauga, 1.  
 Maya, 1.  
 Mound and cave skulls, 17.  
 Natchez, 1.  
 Natick, 1.  
 Naumkeag, 1.  
 Narraganset, 10.  
 Nanticoke, 1.  
 Otomie, 5.  
 Ottigamie, 3.  
 Oneida, 1.



Osage, 2.  
 Otoe, 4.  
 Ottawa, 4.  
 Peruvian, 201.  
 Pawnee, 2.  
 Potowatomie, 3.  
 Pames, 2.  
 Quichua, 1.  
 Quinipiak, 1.  
 Seminole, 15.  
 Sauk, 3.  
 Shawnee, 4.  
 Shoshoné, 3.  
 Tlahuica, 1.  
 Tlascalan, 1.  
 Upsarooka, 2.  
 Winnebago, 2.  
 Yamassee? 3.  
 Uncertain tribes, 5.

## 5. NEGRO RACE.

## Native African Negroes:

Benguela, 1.  
 Bassa, 3.  
 Congo, 1.  
 Grabbo, 1.  
 Mina, 1.  
 Mozambique, 2.  
 Kroo, 2.  
 Eboe, 2.  
 Golah, 2.  
 Pessah, 3.  
 Dey, 2.  
 Macua, 1.  
 Various, 57.

Negroes born in America, 12.  
 Embalmed Negro, 1.

Caffer, 1.  
 Hottentot, 3.  
 Australian, 8.  
 Oceanic Negro, 1.  
 Hovah, 2.  
 Tasmanian? 1.

## 6. MIXED RACES.

Copt, Modern 3.  
 Hispano-Peruvian, 2.  
 Mulatto, 2.  
 Negro and Indian, 2.  
 Negroid Egyptian, 11.  
 Copt, Ancient 2.  
 Modern Nubian? 1.  
 Uncertain, 2.

## 7. LUNATICS.

Anglo-American, 2.  
 English, 1.  
 German, 1.  
 Irish, 1.  
 Mulatto, 2.  
 Negro, 2.

## 8. IDIOTS.

Anglo-American, 1.  
 Dutch, 1.  
 European, 1.  
 Ancient Egyptian, 2.  
 Malay, 1.  
 Negro, 1.

Skulls illustrative of growth, 7.  
 Skulls illustrative of disease, 9.  
 Casts of skulls, 26.

## RECAPITULATION.

Human crania,	-	-	-	-	867
Crania of Mammalia,	-	-	-	-	253
Crania of Birds,	-	-	-	-	267
Crania of Reptiles and Fishes,	-	-	-	-	81
					<hr/>
					1468*

\*There is a discrepancy between this total and that in the Catalogue itself, owing to certain numbers having been cancelled and not refilled.

The letters F. A. express the *facial angle*, and I. C. refer to the *internal capacity* of the cranium as obtained by the process invented by my friend Mr. J. S. Phillips, and described in my *Crania Americana*, p. 253, merely substituting leaden shot, one-eighth of an inch in diameter, in place of the white mustard-seed originally used. I thus obtain the *absolute capacity of the cranium*, or *bulk of the brain*, in cubic inches; and the results are annexed in all those instances in which I have had leisure to put this revised mode of measurement in practice. I have restricted it, at least for the purpose of my inferential conclusions, to the crania of persons of sixteen years of age and upwards, at which period the brain is believed to possess the adult size. Under this age, the capacity-measurement has only been resorted to for the purpose of collateral comparison.

All the measurements in this Catalogue, both of the facial angle and internal capacity, have been made with my own hands. I at one time employed a person to aid me in these elaborate and fatiguing details; but having detected some errors in his measurements, I have been at the pains to revise all that part of the series that had not been previously measured by myself. I can now, therefore, vouch for the accuracy of these multitudinous data, which I cannot but regard as a novel and important contribution to Ethnological science.

It is necessary to add, that the measurements originally published in the *Crania Americana* were made with seeds, which will explain the discrepancy between the numbers observable in that work and this catalogue. The measurements of the *Crania Ægyptiaca* having been originally made with shot, require no revision: nor can I avoid expressing my satisfaction at the singular accuracy of this method, since a skull of an hundred cubic inches, if measured any number of times with reasonable care, will not vary a single cubic inch.

I am now engaged in a memoir which will embrace the detailed conclusions that result from these data; and meanwhile I submit the following tabular view of the prominent facts.

TABLE,

*Showing the Size of the Brain in cubic inches, as obtained from the measurement of 623 Crania of various Races and Families of Man.*

RACES AND FAMILIES.		No. of Skulls.	Largest I. C.	Smallest I. C.	Mean.	Mean.	
<b>MODERN CAUCASIAN GROUP.</b>							
<b>TEUTONIC FAMILY.</b>							
	<i>Germans,</i>	18	114	70	90	} 92	
	<i>English,</i>	5	105	91	96		
	<i>Anglo-Americans,</i>	7	97	82	90		
<b>PELASGIC FAMILY.</b>							
	<i>Persians,</i>	} 10	94	75	84		
	<i>Armenians,</i>						
	<i>Circassians,</i>						
<b>CELTIC FAMILY.</b>							
	<i>Native Irish,</i>	} 6	97	78	87		
<b>INDOSTANIC FAMILY.</b>							
	<i>Bengalees, &amp;c.</i>	} 32	91	67	80		
<b>SEMITIC FAMILY.</b>							
	<i>Arabs,</i>	} 3	98	84	89		
<b>NILOTIC FAMILY.</b>							
	<i>Fellahs,</i>	} 17	96	66	80		
	.....						
<b>ANCIENT CAUCASIAN GROUP.</b>							
From the Catacombs.	<b>PELASGIC FAMILY.</b>	} 18	97	74	88		
	<i>Græco-Egyptians,</i>						
	<b>NILOTIC FAMILY.</b>	} 55	96	68	80		
	<i>Egyptians,</i>						
<b>MONGOLIAN GROUP.</b>							
<b>CHINESE FAMILY.</b>							
		6	91	70	82		
<b>MALAY GROUP.</b>							
<b>MALAYAN FAMILY.</b>							
		20	97	68	86	} 85	
<b>POLYNESIAN FAMILY.</b>							
		3	84	82	83		
<b>AMERICAN GROUP.</b>							
<b>TOLTECAN FAMILY.</b>							
	<i>Peruvians,</i>	} 155	101	58	75		
	<i>Mexicans,</i>						
	<i>22,</i>		92	67	79		
<b>BARBAROUS TRIBES.</b>							
	<i>Iroquois,</i>	} 161	104	70	84	} 79	
	<i>Lenapé,</i>						
	<i>Cherokee,</i>						
	<i>Shoshoné, &amp;c.</i>						
<b>NEGRO GROUP.</b>							
<b>NATIVE AFRICAN FAMILY.</b>							
		62	99	65	83	} 83	
<b>AMERICAN-BORN NEGROES.</b>							
		12	89	73	82		
<b>HOTTENTOT FAMILY.</b>							
		3	83	68	75		
<b>ALFORIAN FAMILY.</b>							
	<i>Australians,</i>	} 8	83	63	75		

In this table the measurements of children, idiots and mixed races are omitted, excepting only in the instance of the Fellahs of Egypt, who, however, are a blended stock of two Caucasian nations,—the true Egyptian and the intrusive Arab, in which the characteristics of the former greatly predominate.

No mean has been taken of the Caucasian race\* collectively, because of the very great preponderance of Hindu, Egyptian and Fellah skulls over those of the Germanic, Pelasgic and Celtic families. Nor could any just *collective* comparison be instituted between the Caucasian and Negro groups in such a table, unless the

\* It is necessary to explain what is here meant by the word *race*. Further researches into Ethnographic affinities will probably demonstrate that what are now termed the *five races* of men, would be more appropriately called *groups*; that each of these groups is again divisible into a greater or smaller number of primary races, each of which has expanded from an aboriginal nucleus or centre. Thus I conceive that there were several centres for the American group of races, of which the highest in the scale are the Toltecan nations, the lowest the Fuegians. Nor does this view conflict with the general principle, that all these nations and tribes have had, as I have elsewhere expressed it, a common origin; inasmuch as by this term is only meant an indigenous relation to the country they inhabit, and that collective identity of physical traits, mental and moral endowments, language, &c., which characterize all the American races. The same remarks are applicable to all the other human races; but in the present infant state of Ethnographic science, the designation of these primitive centres is a task of equal delicacy and difficulty. I may here observe, that whenever I have ventured an opinion on this question, it has been in favor of the doctrine of *primeval diversities* among men,—an original adaptation of the several races to those varied circumstances of climate and locality, which, while congenial to the one are destructive to the other; and subsequent investigations have confirmed me in these views. See *Crania Americana*, p. 3; *Crania Ægyptiaca*, p. 37; *Distinctive Characteristics of the Aboriginal Race of America*, p. 36; *Silliman's American Journal of Science and the Arts*, 1847; and my Letter to J. R. Bartlett, Esq. in Vol. 2 of the Transactions of the Ethnological Society of New York.

small-brained people of the latter division (Hottentots, Bushmen and Australians) were proportionate in number to the Hindoos, Egyptians and Fellahs of the other group. Such a computation, were it practicable, would probably reduce the Caucasian average to about 87 cubic inches, and the Negro to 78 at most, perhaps even to 75, and thus confirmatively establish the difference of at least nine cubic inches between the mean of the two races.\*

\* From the Proceedings of the Academy of Natural Sciences of Philadelphia for September and October, 1849.

---

#### NOTE.

It will be observed that the numbers in this Catalogue pertain to the corresponding skulls of men and animals in the collection, without order or arrangement of any kind. Thus, where a hiatus occurs in the series of human crania, the missing numbers will be found with the skulls of the inferior animals at the end of the Catalogue. The plan here pursued is merely designed to preserve the identity of the specimens, and to furnish information to those persons who may examine the collection, which is deposited in the Academy of Natural Sciences of Philadelphia.

*Philadelphia, November 1, 1849.*

# CATALOGUE OF SKULLS.

---

## MAN.

- 1 NEGRO, born in the United States, ætat. 30. I. C. 83.
- 2 NEGRO, born in the United States, ætat. 50. F. A. 69°. I. C. 83.
- 3 CHINESE: man, ætat. 60. Born in the Province of Canton. I. C. 89. Dr. J. K. Mitchell. This man and three accomplices were executed for murder.
- 4 BENGALÉE child of twelve years. Dr. Burrough.
- 5 BENGALÉE child of six years. Dr. Burrough.
- 6 BENGALÉE: man, ætat. 40. F. A. 81°. I. C. 85. Dr. Burrough.
- 7 ANGLO-AMERICAN female, aged nearly 100 years. I. C. 83.
- 8 HINDU of Bengal: woman, ætat. 30. I. C. 73. Dr. Burrough.
- 9 NEGRO IDIOT, ætat. 60. I. C. 70.
- 10 ANGLO-AMERICAN Boy: hydrocephalous, aged 8 years.
- 11 Ancient CHIMUYAN, from the ruined city near Truxillo, in Peru. Woman, ætat. 40. I. C. 71. Dr. M. Burrough. See *Crania Americana*, plate 6 and page 112.
- 12 NATIVE AFRICAN boy. Dr. Ruschenberger.
- 13 Ancient PERUVIAN. Pachacamac. Man, ætat. 60. I. C. 83. W. A. Foster, Esq.

CATALOGUE OF SKULLS.

- 14 **ANGLO-AMERICAN** lunatic: woman, ætat. 45. F. A. 80°. I. C. 85. 1830.
- 15 **HURON** chief, ætat. 60, killed near Detroit in a rencontre with another Indian. F. A. 73°. I. C. 75. See *Crania Americana*, plate 37.
- 16 **IROQUOIS?** Exhumed with many others near Lake Erie, about 20 miles east of Niagara, A. D. 1824. F. A. 74°. I. C. 103. Mr. Thomas Fisher.
- 17 **MULATTO** lunatic. Died of religious mania, 1831. Man, ætat. 22. I. C. 77.
- 18 **CELTIC IRISH**: from the Abbey of Buttevant, county of Cork, Ireland. Woman, ætat. 40. F. A. 80°. I. C. 78. See No. 52.
- 19 **BENGALEE** child of five years. Dr. Joseph Carson.
- 20 **HINDU** of Bengal: man, ætat. 40. I. C. 78. Dr. Burrough.
- 21 **CELT**: supposed to be a British soldier, killed at the battle of Chippeway. Ætat. 40. I. C. 93. This skull is remarkable for the great size of the superciliary ridges; that of the right side having a corresponding frontal sinus, that on the left being represented by solid bone upwards of half an inch in horizontal thickness. Dr. Mickle, 1831.
- 22 **YOUNG CHOCTAW** female of Georgia. Dr. J. Hutchins.
- 23 **GUANCHE**, from a cave in the Island of Palma, one of the Canaries. Man, ætat. 40. F. A. 77°. I. C. 85. Dr. J. C. Warren.
- 24 **ANGLO-AMERICAN** female, with the frontal suture. Fille-de-joie, aged 26 years. F. A. 77°. I. C. 82.
- 25 **HINDU** of Bengal: woman, ætat. 25. I. C. 74. Wm. Cobb Hurry, Esq.
- 26 **QUINNIPIACK** (Mohegan) Indian. I. C. 80. East Haven, Connecticut. Mr. E. C. Herrick.
- 27 **MASSASAUGA** Indian, of Peterboro', Upper Canada: man, ætat. 30. F. A. 76°. I. C. 80. Rev. S. Wood, 1837.
- 28 **BENGALEE** child of seven years. Dr. Burrough.

- 29 BENGALÉE child of five years. Dr. Burrough.
- 30 ANCIENT PERUVIAN from Pachacamac: woman, ætat. 25.  
I. C. 78. W. A. Foster, Esq.
- 31 HINDU of Bengal: woman, ætat. 30. I. C. 67. Dr. Burrough.
- 32 HINDU of Bengal: girl of 12 years. Dr. Burrough.
- 33 ONEIDA warrior, Iroquois confederacy. I. C. 95. Dr. B. Tappan. *Crania Americana*, plate 36 and page 193.
- 34 MEXICAN Indian of the Tlahuica tribe: woman, ætat. 40. F. A. 76°. I. C. 81. W. Maclure, Esq. 1836. The following is a copy of Mr. Maclure's note to me:  
"The skull of an Indian from Acapancingo, eighteen leagues south of Mexico, and a league and a half from Cuernavaca, State of Mexico." See *Clavigero's Hist. of Mexico*, *Cullen's Trans.*, Vol. I. p. 7; and *Crania Americana*, plate 18 A, and page 156.
- 35 MENOMINEE Indian of Michigan: woman, æt. 30. F. A. 72°. I. C. 74. J. A. Lapham, Esq.
- 36 ANGLO-AMERICAN Idiot: man, ætat. 40. I. C. 81.
- 37 GERMAN: woman, ætat. 30. I. C. 90.
- 38 PERUVIAN from the ancient cemetery at Pisco. W. H. Foster, Esq.
- 39 INDIAN of the Euchee tribe of Florida: man, ætat. 40. F. A. 75°. I. C. 84? Dr. Z. Pitcher. *Crania Americana*, plate 27 and page 174.
- 40 LENAPE or Delaware Indian: woman, ætat. 40. F. A. 76°. I. C. 82. Dr. Z. Pitcher. See *Crania Americana*, plate 32 and page 189.
- 41 TAGELOS Malay, native of the Island of Luzon (Luconia) in the Manilla Sea. Woman, ætat. 30. I. C. 68. Dr. Burrough.
- 42 CELTIC Irishman, aged 21, imprisoned for larceny, and in all respects a vicious and refractory character. Died A. D. 1831. I. C. 97.
- 43 CHETIMACHES Indian of Louisiana: man, æt. 40. F. A. 77°. I. C. 84. See No. 70. Dr. Le Beau.



CATALOGUE OF SKULLS.

- 44 MENOMINEE Indian of Michigan : woman, æt. 50. F. A. 75°. I. C. 77. J. A. Lapham, Esq. of Milwaukee.
- 45 ANGLO-AMERICAN Lunatic, for several years confined in the cells of the Philadelphia Hospital. I. C. 91.
- 46 JAVANESE Malay: man, ætat. 40. I. C. 93. Dr. Mead.
- 47 MALAY of the Island of Bally, coast of Java. F. A. 69°. I. C. 82. Dr. Mead.
- 48 Embalmed head of an EGYPTIAN girl eight years of age, from the Theban catacombs. Egyptian form, with a single lock of long fine hair. Dissected by me before the Academy of Natural Sciences of Philadelphia, December 10, 1833.
- 49 HINDU: man, ætat. 70. I. C. 90. Dr. Joseph Carson.
- 50 CHOLO, or Hispano-Peruvian? From the church vault at Old Callao, into which were thrown the dead bodies of the Royalist garrison of San Filippo, A. D. 1825. Dr. H. S. Rennolds, U. S. Navy.
- 51 HINDU of Bengal: woman, ætat. 30. F. A. 77°. I. C. 70. Dr. Joseph Carson.
- 52 CELTIC Irish from the Abbey of Buttevant, county of Cork, Ireland. Woman, ætat. 50. F. A. 80°. I. C. 82. Dr. Smith (Hist. of the county of Cork) says that these are the bones of the Irish slain at the battle of Knockinoss, A. D. 15—.
- 53 INDIAN from a mound at Circleville, Ohio. F. A. 76°. I. C. 90. Dr. S. P. Hildreth. See *Crania Americana*, plate 51 and page 219.
- 54 OSAGE warrior of Arkansas, ætat. 30. F. A. 77°. I. C. 81. Dr. Z. Pitcher. See *Crania Americana*, plate 41 and page 199.
- 55 NEGRO lunatic, ætat. 40. I. C. 89.
- 56 CHINESE: man, ætat. 60. I. C. 91. Dr. T. F. Betton, 1833.
- 57 Lunatic IRISHMAN, (Celt) ætat. 40. F. A. 79°. I. C. 82.
- 58 GERMAN lunatic: man, ætat. 70. I. C. 87.

- 59 **ANGLO-SAXON** head: skull of Pierce,\* a convict and cannibal who was executed in New South Wales, A. D. 18—. F. A. 85°. I. C. 99.
- 60 Embalmed head of an **EGYPTIAN** lady about 16 years of age, brought from the Catacombs of El Gourna, near Thebes, by the late Antonio Lebolo, of whose heirs I purchased it, together with the entire body: the latter I dissected before the Academy of Natural Sciences, on the 10th and 17th of December, 1833, in presence of eighty members and others. Egyptian form, with long, fine hair. *Crania Ægyptiaca*, plate 10, fig. 6.
- 61 **CHOLO**, or Hispano-Peruvian? ætat. 50. I. C. 95. Dr. H. S. Rennolds, U. S. Navy. See No 50.
- 62 Lunatic **ENGLISHMAN**, aged 30 years. I. C. 92. 1833.

\* A letter addressed to me by Wm. Cobb Hurry, Esq., of Calcutta, contains the following particulars of this man's singular career:

"With regard to the cannibal Pierce, all that is known of him is, that he was a native of Scotland, or the north of Ireland, and a seaman. He was a convict in Van Dieman's land, and escaped with others into the woods. Hunger compelled them to prey upon each other, till only Pierce and another were left. A romantic tale might be made from Pierce's own narrative of the feelings with which these two men watched each other, till overcome with fatigue, the last of the band fell a victim. Pierce was relieved by a party who fell in with him, and the cannibalism of which he had been guilty being attributed to necessity, was not punished. From that time his propensities acquired their full developement, and he succeeded repeatedly in persuading his fellow prisoners to escape with him, for the sole purpose of killing them and devouring their flesh. He used to return secretly to the depot, and persuade a fresh victim that he had been sent by others who were waiting in the woods. He was at last caught; and being asked if he knew where one of his companions was, deliberately pulled an arm out of his jacket and showed it to the soldiers. Mr. Crockett, from whom I had this account, and who gave me the skull, is the Colonial Surgeon, and attended Pierce in the hospital both before and subsequently to his crimes. He stated to me his conviction that Pierce was insane, which, however, did not prevent him from being hanged."

CATALOGUE OF SKULLS.

- 63 NEGRO lunatic. Died in the Philadelphia Hospital, A. D. 1832, aged 65 years. I. C. 84.
- 64 MULATTO lunatic: woman, ætat. 18. I. C. 76. Died of Cholera, A. D. 1832.
- 65 Skull of a child born at the seventh month. Dr. Goddard.
- 66 CHILD six months old. Dr. Goddard.
- 67 ANCIENT PERUVIAN from Arica: man, ætat. 40. F. A. 73°. I. C. 86. Dr. Ruschenberger. See *Crania Americana*, plate 4 and page 108.
- 68 PERUVIAN from a tumulus near Lima: man, ætat. 40. F. A. 74°. I. C. 90. Dr. H. S. Rennolds, U. S. Navy.
- 69 NEGRESS, aged 80 years. I. C. 80.
- 70 CHETIMACHES Indian of Louisiana: woman, ætat. 50. F. A. 71°. I. C. 75. Dr. J. Le Beau. See *Crania Americana*, plate 19 and page 163.
- 71 PERUVIAN child from Santa. Dr. Waters Smith, U. S. Navy.
- 72 ANCIENT PERUVIAN from Pisco: man, ætat. 50. I. C. 83. W. A. Foster, Esq.
- 73 PERUVIAN from a mound near Santa: woman, ætat. 40. F. A. 71°. I. C. 75. Dr. Waters Smith, U. S. Navy. See *Crania Americana*, plate 56 and page 225.
- 74 NEGRO: died of malignant polypus of the antrum. I. C. 76. Dr. F. Turnpenny.
- 75 PERUVIAN from Pachacamac or the Temple of the Sun, near Lima: woman, ætat. 60. F. A. 72°. I. C. 87. Dr. Ruschenberger. No one was permitted to be buried in this sanctuary but the families of priests, nobles and other persons of distinction. See *Herrera, Hist. Lib. vi. Dec. 5*, and *Crania Americana*, page 132.
- 76 PERUVIAN from Pachacamac. F. A. 73°. I. C. 62. Dr. Ruschenberger.
- 77 PERUVIAN from Pachacamac: man, ætat. 50. F. A. 75°. I. C. 76.
- 78 INDIAN of the Menominee tribe of Michigan: man, ætat. 40. F. A. 78°. I. C. 88. J. A. Lapham, Esq.

- 79 PERUVIAN from Santa: man, ætat. 30. F. A. 74°. I. C. 76.  
Dr. Ruschenberger.
- 80 Skull of an ENGLISHMAN named Samuel Gwilym, a convict in Australia, whose history is thus briefly given by my friend Dr. C. Huffnagle, now of Calcutta:—  
“Transported to Van Dieman’s land in 1820 for house-breaking; was orderly on ship-board, but subsequently robbed his master, for which he was sent for two years to Maria Island: while there was flogged for *combination*, and also received 100 lashes for stealing articles from the wreck of the Apollo. Returning to Van Dieman’s land he was fined twice for drunkenness; and was executed there on the 16th of March, 1837, for the murder of Mary Mills, a young woman whom he had previously violated.” I. C. 91.
- 81 PERUVIAN from Santa: woman, ætat. 40. F. A. 76°. I. C. 77.
- 82 PERUVIAN from Santa: woman, ætat. 60. F. A. 79°. I. C. 76.
- 83 HINDU of Bengal: girl of 16. I. C. 67. Dr. James Mease.
- 84 PERUVIAN from Pachacamac. I. C. 75. Wm. A. Foster, Esq.
- 85 PERUVIAN from Pachacamac: man, ætat. 40. F. A. 80°. I. C. 76. See *Crania Americana*, plate 11 B, and page 129.
- 86 PERUVIAN from Pachacamac: man, ætat. 40. F. A. 81°. I. C. 88. See *Crania Americana*, plate 11 and page 127.
- 87 PERUVIAN from Pachacamac. F. A. 75°. I. C. 73. See *Crania Americana*, plates 8 and 9 and page 125.  
Nos. 81, 82, 85, 86 and 87, from Dr. Ruschenberger.
- 88 ANGLO-AMERICAN child. Dr. F. Turnpenny.
- 89 INDIAN of the Gepepscot tribe from Maine: man, ætat. 50. F. A. 76°. I. C. 80. Prof. Cleaveland.

CATALOGUE OF SKULLS.

- 90 PERUVIAN from Pachacamac: woman, ætat. 30. F. A. 75°. I. C. 71.
- 91 PERUVIAN from Chorillos, near Lima: woman, ætat. 60. F. A. 75°. I. C. 66.
- 92 PERUVIAN from Pachacamac: man, ætat. 60. I. C. 75.
- 93 PERUVIAN from Pachacamac: woman, ætat. 40. F. A. 79°. I. C. 79.
- Nos. 90, 91, 92, 93, from Dr. Ruschenberger.
- 94 CHINESE: man, ætat. 50. I. C. 70. One of seventeen pirates who attacked and took the French ship "Le Navigateur" in the China Sea. Dr. Ruschenberger.
- 95 PERUVIAN from Pachacamac: man, ætat. 60. F. A. 80°. I. C. 91. Dr. Ruschenberger. See *Crania Americana*, plate 11 A, and page 127.
- 96 PERUVIAN from Pachacamac: woman, ætat. 40. F. A. 73°. I. C. 80.
- 97 PERUVIAN from Pachacamac: man, ætat. 50. F. A. 75°. I. C. 77. See *Crania Americana*, plate 11 D, and page 131.
- 98 ANGLO-AMERICAN? Remarkable for the fulness of the occipital region, and obliquity of the foramen magnum.
- 99 PERUVIAN child of three years. Pachacamac.
- 100 PERUVIAN from Pachacamac: woman, ætat. 40. F. A. 70°. I. C. 67.

[Nos. 101 to 399, inclusive, pertain to Quadrupeds and Birds.]

- 400 PERUVIAN from Pachacamac: woman, ætat. 50. F. A. 76°. I. C. 75.
- 401 NATICK Indian of Nantucket. Dr. Paul Swift.
- 402 PERUVIAN from Pachacamac: woman, ætat. 50. F. A. 77°. I. C. 78.
- 403 PERUVIAN from Pachacamac: woman, ætat. 30. F. A. 74°. I. C. 77.
- 404 PERUVIAN from Pachacamac: child of five years.

MAN.

- 405 PERUVIAN from Pachacamac. F. A. 75°. I. C. 70.
- 406 PERUVIAN from Pachacamac: woman, ætat. 30. F. A. 76°. I. C. 76.
- Nos. 402 to 406, inclusive, from Dr. Ruschenberger.
- 407 MIAMI Indian of Indiana. F. A. 75°. I. C. 87. Dr. Tuley.
- 408 CHOCTAW and NEGRO? I. C. 79. Dr. Wilson, who dissected this man, considered him a full-blood Choctaw; but the skull strongly indicates a mixture of the Negro.
- 409 PERUVIAN from Pachacamac: woman, ætat. 70. I. C. 82. W. A. Foster, Esq.
- 410 HINDU: man, ætat. 50. I. C. 84. H. Piddington, Esq., of Calcutta.
- 411 HINDU: man, ætat. 40. I. C. 86. H. Piddington, Esq., of Calcutta.
- 412 PERUVIAN from a tumulus at Rimac, near Lima: woman, ætat. 60. F. A. 74°. I. C. 79. Dr. H. S. Rennolds, U. S. N. See *Crania Americana*, plate 58 and page 227.
- 413 HINDU: man, ætat. 30. F. A. 83°. I. C. 79. Henry Piddington, Esq., of Calcutta.
- 414 PERUVIAN, the os frontis flattened by art. From a tumulus at Rimac, near Lima. F. A. 72°. I. C. 81. Dr. H. S. Rennolds, U. S. N. See *Crania Americana*, plate 57 and page 226.
- 415 INDIAN of the Ottigamie tribe, a half-breed, killed in a quarrel at Quincy, Illinois, A. D. 1830. F. A. 76°. Dr. S. P. Hildreth.
- 416 INDIAN skull from a mound on the Upper Mississippi. F. A. 79°. I. C. 84. Dr. S. P. Hildreth. *Crania Americana*, plate 52 and page 220.
- 417 Chief of the CAYUGA tribe of Indians, State of New York, ætat. 70. F. A. 78°. I. C. 94. Dr. Z. Pitcher. See *Crania Americana*, plate 35 and page 192.
- 418 MANTA Indian? A tribe of the Lenapé or Delaware nation. F. A. 79°. I. C. 75. Found in excavating

CATALOGUE OF SKULLS.

near the bank of the Delaware River in New Jersey, about four miles above Burlington. The body, with several others, was found buried in the *sitting* posture. Dr. Edward Swain.

- 419 HEAD at the full period of utero-gestation.
- 420 INDIAN from the cave at Steubenville, Ohio: man, ætat. 40. F. A. 80. I. C. 92. Dr. Robert M. S. Jackson. See No. 436, &c.
- 421 Male Native AFRICAN of the Benguella tribe, aged about forty years. I. C. 88. Dr. J. W. Russell, 1835.
- 422 Female Native AFRICAN of the Mina tribe, aged about 30 years. I. C. 80. Dr. Russell.
- 423 Male Native AFRICAN of the Mozambique tribe, aged between 40 and 50 years. I. C. 85. Dr. Russell.
- 424 MALAY of the Island of Madura, in the Indian Archipelago: man, ætat. 30. I. C. 80.
- 425 MALAY of Borneo: man, ætat. 40. I. C. 91.
- 426 CHINESE of Canton: man, ætat. 40. I. C. 83.
- 427 CHINESE, hanged for forgery at Batavia, in Java: man, ætat. 30. F. A. 78°. I. C. 83.
- 428 JAVANESE of the District of Djogocarta: man, ætat. 20. I. C. 88.
- 429 MALAY of Makassar, in the Island of Celebes: man, ætat. 50. F. A. 82°. I. C. 97.
- 430 MALAY of Amboyna: man, ætat. 30. F. A. 73°. I. C. 92.
- 431 MALAY Idiot of Amboyna: man, ætat. 30. I. C. 74.
- 432 HINDU of Bengal: man, ætat. 25. I. C. 86.
- 433 MALAY of the Island of Sambawa: man, ætat. 30. I. C. 80.

Nos. 424 to 433, inclusive, from Dr. Doornik.

- 434 A DUTCHMAN of noble family, born in Utrecht, and for several years a captain in the army at Batavia, in the Island of Java, where he died under thirty years of age. He was handsome, not deficient in talent, and of an amiable disposition, but devoted to conviviality and

MAN.

- dissipation, which finally destroyed him. Dr. Doornik, late of Batavia, from whom I obtained this cranium, gave me the above facts from personal knowledge. F. A. 81°. I. C. 114.
- 435 OCEANIC NEGRO from the Indian Archipelago: woman, ætat. 40. I. C. 77. Dr. Doornik.
- 436 SKULL from the Indian Cave-cemetery at Steubenville, Ohio: man, ætat. 60. F. A. 77°. I. C. 92. Dr. McDowell.
- 437 INDIAN from the Cave at Steubenville, Ohio: man, ætat. 60. F. A. 79°. I. C. 91. Dr. J. Andrews, of Steubenville. *Crania Americana*, plate 36 and page 235.
- 438 INDIAN from the Cave at Steubenville, Ohio: man, ætat. 50. F. A. 80°. I. C. 85. Dr. J. Andrews.
- 439 INDIAN from the Cave at Steubenville, Ohio: woman, ætat. 70. F. A. 78°. I. C. 78. Dr. J. Andrews.
- 440 SHAWNEE skull? Man, ætat. 50. I. C. 88. Dr. S. P. Hildreth, of Marietta.
- 441 CREEK warrior of Alabama. F. A. 74°. I. C. 91. Dr. J. Pancoast.
- 442 BENGALÉE: woman, ætat. 30. F. A. 79°. I. C. 69.
- 443 BENGALÉE: woman, ætat. 30. I. C. 84. Dr. Joseph Carson.
- 444 BENGALÉE: man, ætat. 70. I. C. 81. Dr. Joseph Carson.
- 445 ANCIENT PERUVIAN from Pisco. W. A. Foster, Esq.
- 446 PERUVIAN from Pachacamac. F. A. 80°. I. C. 75. *Crania Americana*, plate 11—c, and page 130.
- 447 PERUVIAN from near Callao: woman, ætat. 40. F. A. 74°. I. C. 76.
- 448 PERUVIAN from near Callao: woman, ætat. 40. F. A. 74°. I. C. 73.
- 449 PERUVIAN from Santa: man, ætat. 60. F. A. 77°. I. C. 88.
- 450 PERUVIAN from Pachacamac: woman, ætat. 50. F. A. 75°. I. C. 77.



CATALOGUE OF SKULLS.

- 451 PERUVIAN: woman, ætat. 30. F. A. 78°. I. C. 87.  
 452 PERUVIAN from near Lima: man, ætat. 30. F. A. 69°. I. C. 83.  
 Nos. 446 to 452, inclusive, from Dr. Ruschenberger.  
 453 PERUVIAN child. Pachacamac. W. A. Foster, Esq.  
 454 MENOMINEE Indian of Michigan. F. A. 79°. I. C. 88.  
 Dr. Saterlee, U. S. A. *Crania Americana*, plate 29 and page 179.  
 455 INDIAN of the Mingo tribe, Ohio. F. A. 77°. Dr. S. P. Hildreth.  
 456 SEMINOLE Indian of Florida. F. A. 81°. I. C. 93.  
 H. B. Croom, Esq. *Crania Americana*, plate 54 and page 169.  
 457 CHENOUK Indian of Oregon: woman, ætat. 60. F. A. 73°. I. C. 82. Natural form. Dr. John K. Mitchell.  
 458 ANGLO-AMERICAN female; an idiot from birth. Died September, 1836, ætat. 70. I. C. 63. Dr. Henry S. Patterson.  
 459 MALAY of Amboyna: man, ætat. 30. I. C. 84. Dr. Ruschenberger.  
 460 MALAY of Malacca: man, ætat. 40. I. C. 77. Dr. Ruschenberger.  
 461 Skull of a CLICKITAT Indian of Oregon, much flattened by art. Man, ætat. 50. F. A. 70°. I. C. 84. Dr. J. K. Townsend. *Crania Americana*, plate 48 and page 214.  
 462 Skull of a CHINOUK chief of Oregon, greatly flattened by art: ætat. 60. F. A. 72°. I. C. 72. Dr. J. K. Townsend. *Crania Americana*, plate 43 and page 208.\*

[Nos: 463 to 494, inclusive, pertain to Birds and Reptiles.]

- 495 MALAY of Ceylon; Singalese: man, ætat. 20. I. C. 85.  
 Dr. Ruschenberger.

\* Dr. Townsend also brought me the cradle and other apparatus by means of which this singular distortion is produced. See *Crania Americana*, p. 208.

MAN.

- 496 PERUVIAN child of five years, from Arica: artificially elongated. *Crania Americana*, plate 2.  
 497 PERUVIAN from the ancient cemetery at Pisco: woman, ætat. 16. I. C. 62. William A. Foster, Esq.  
 498 PERUVIAN from Pisco: woman, ætat. 50. I. C. 63. Wm. A. Foster, Esq.  
 499 FELLAH, or ARAB-EGYPTIAN of Old Cairo: man, ætat. 60. F. A. 80°. I. C. 94. G. R. Gliddon, Esq.

[Nos. 500 to 538, inclusive, pertain to Birds and Reptiles.]

- 539 Skull of James Moran, an ENGLISHMAN, who was executed at Philadelphia for piracy and murder, May 19, 1837. Ætat. 20. F. A. 79°. I. C. 92.  
 540 PAWNEE Indian of the Platte River: woman, ætat. 30. F. A. 75°. I. C. 75. See *Crania Americana*, plate 38.  
 541 PERUVIAN from Pachacamac: man, ætat. 55. I. C. 80. W. A. Foster, Esq.  
 542 MIAMI chief, ætat. 45. F. A. 75°. I. C. 95. Dr. J. W. Davies, Indiana. *Crania Americana*, plate 30 and page 182.  
 543 MALAY: man, ætat. 40. I. C. 96.  
 544 MALAY: man, ætat. 40. I. C. 91.  
 545 JAVANESE Malay: man, ætat. 40. I. C. 81.  
 546 MALAY of Macassar: man, ætat. 50. I. C. 92.  
 547 HINDU of Bengal: woman, ætat. 30. I. C. 85.  
 548 NEGRO of St. Domingo, ætat. 30. I. C. 86.  
 549 NEGRESS, ætat. 20. I. C. 83.  
 550 CHINESE of Canton: woman, ætat. 40. I. C. 75.  
 551 IDIOT: EUROPEAN, ætat. 30. I. C. 79.  
 552 ANGLO-AMERICAN: man, ætat. 30. I. C. 97.

The preceding ten skulls, forming part of the collection of the late Dr. Doornik, were presented to me by Dr. Jones, of New Orleans, through B. F. French, Esq.

CATALOGUE OF SKULLS.

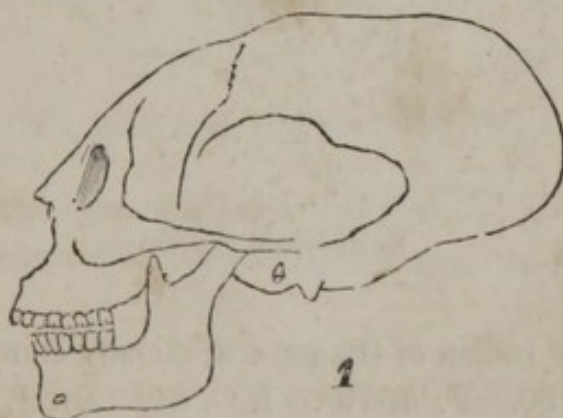
- 553 HINDU of Bengal: man, ætat. 30. I. C. 83. H. Piddington, Esq.
- 554 HINDU of Bengal: woman, ætat. 40. I. C. 75. H. Piddington, Esq.
- 555 MEXICAN soldier, ætat. 40, with three cicatrized gunshot wounds through the right parietal bone. Slain at the battle of San Jacinto, in Texas, A. D. 1836.
- 556 MEXICAN soldier, ætat. 40, with cicatrized depression of the frontal and nasal bones. Slain at the battle of San Jacinto.
- 557 MEXICAN soldier, ætat. 50, slain at San Jacinto. A rifle ball has entered the occipital bone and passed out of the left parietal.
- 558 MEXICAN soldier, ætat. 40, slain at San Jacinto. Skull perforated by a ball.
- Nos. 555 to 558, inclusive, from J. J. Audubon, Esq.
- 559 WINNEBAGO warrior. F. A. 79°. I. C. 92. Dr. P. Gregg.
- 560 WINNEBAGO warrior. F. A. 79°. I. C. 86. Dr. P. Gregg.
- 561 SAUK Indian: woman, ætat. 40. I. C. 98. H. Cole, Esq.
- 562 PERUVIAN from Pachacamac: man, ætat. 40. I. C. 79. W. A. Foster, Esq.
- 563 MENOMINEE Indian: woman, ætat. 40. F. A. 76°. I. C. 87. J. A. Lapham, Esq.
- 564 KANAKA of Oahu: woman. I. C. 82.
- 565 KANAKA, or Sandwich Islander of Oahu. I. C. 83.
- 566 KANAKA, or Sandwich Islander of Oahu: man.

These three skulls, Nos. 564, 565, 566, were presented to Dr. Ruschenberger by a chief of the Sandwich Islands, Dr. R. having solicited them for scientific purposes. Two of these skulls have the face-bones completely and somewhat skilfully separated from the head; which, so far as I can learn, was a customary

MAN.

usage in the performance of human sacrifices: and these remains were probably disinterred from that part of the Morai devoted in former years to this class of persons. Capt. Cook's head, when restored to his friends after his murder at Owyhee, had been divided precisely in this way, although but a very few days had elapsed. See *Cook's Third Voyage*, Volume 2, page 80.

- 567 NAUMKEAG Indian of Massachusetts: man, ætat. 40. F. A. 80°. I. C. 75. Dr. A. L. Pearson. *Crania Americana*, plate 33 and page 187.
- 568 PERUVIAN of Pachacamac. W. A. Foster, Esq.
- 569 PERUVIAN child of eight years from Santa.  
Nos. 564, 565, 566, 569, from Dr. Ruschenberger.
- 570 PERUVIAN of Pachacamac: woman, ætat. 30. I. C. 69.  
W. A. Foster, Esq.
- 571 PERUVIAN from Pachacamac: woman, ætat. 35. I. C. 75.  
W. A. Foster, Esq.
- 572 KANAKA of the Sandwich Islands: man, ætat. 40. F. A. 78°. I. C. 84. Dr. J. K. Townsend.
- 573 Indian of the KOWALITSK tribe of Oregon: artificially compressed. Man, ætat. 40. F. A. 66°. I. C. 79. Dr. J. K. Townsend. *Crania Americana*, plates 49 and 50, and page 215.



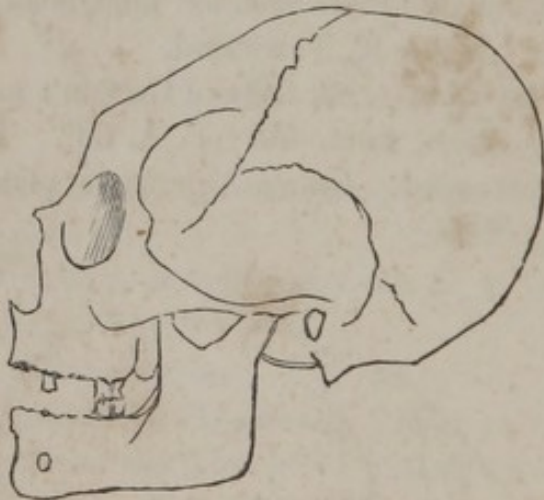
Kowalitsk, No. 573.

CATALOGUE OF SKULLS.



Kowalitsk, No. 573.

574 Indian of the CALAPOOYAH tribe of Oregon: artificially compressed. Man, ætat. 50. F. A. 68°. I. C. 91. Dr. J. K. Townsend. *Crania Americana*, plate 47 and page 212.



Calapooyah, No. 574.

575 CLATSAP Indian of Oregon: artificially compressed. Man, ætat. 50. F. A. 70°. I. C. 82. Dr. J. K. Townsend. *Crania Americana*, plate 46 and page 211.

MAN.



Clatsap, No. 575.

- 576 PERUVIAN from a mound near Lima. I. C. 72. Dr. H. S. Rennolds, U. S. N.
- 577 Indian of the KLATSTONI tribe of Oregon: artificially compressed. Man, ætat. 50. F. A. 70°. I. C. 75. Dr. J. K. Townsend. *Crania Americana*, plate 44 and page 210.
- 578 CHENOUK slave of Oregon: head of the natural form. Woman, ætat. 40. F. A. 76°. I. C. 75. Dr. Townsend. *Crania Americana*, plate 42 and page 207.
- 579 ATHLA-FICKSA; a Muskogee or Creek chief, ætat. 50. F. A. 72°. I. C. 97. Dr. H. S. Rennolds, U. S. N. *Crania Americana*, plate 26 and page 170.
- 580 Native AFRICAN of the Macua tribe: boy, ætat. 16. F. A. 75°. I. C. 67. Dr. Lobé of Havana.

[Nos. 581 to 603, inclusive, pertain to the inferior animals.]

- 604 SEMINOLE warrior of Florida, ætat. 50. F. A. 72°. I. C. 96. Dr. G. Emerson. *Crania Americana*, plate 22 and page 166.
- 605 DACOTA or SIOUX Indian of Wisconsin: man, ætat. 20. F. A. 77°. I. C. 90. Dr. Poole. *Crania Americana*, plate 39 and page 198.
- 606 SHAWNEE? woman, of Ohio, ætat. 30. I. C. 70. Dr. Hildreth.

CATALOGUE OF SKULLS.

607 HURON? Indian, from Cleveland, Ohio: woman, ætat. 40.  
F. A. 76°. I. C. 82. Dr. Mendenhall.

[Nos. 608 to 629, inclusive, skulls of the inferior animals.]

630 PERUVIAN child from the ancient cemetery at Pisco.  
Wm. A. Foster, Esq.

631 PERUVIAN of Pachacamac: woman, ætat. 35. I. C. 68.  
W. A. Foster, Esq.

632 CHEROKEE? woman, ætat. 20. F. A. 77°. I. C. 90.  
"From a cave at Springtown, north of the river  
Hiwassee, and near an ancient battle-ground. The  
form of the cranium and the developments are strikingly  
characteristic of the mountain Cherokee of the present  
day."

633 CHEROKEE? girl of 14. F. A. 76°. Found with the pre-  
ceding.

634 CHEROKEE: woman, ætat. 20. F. A. 74°. I. C. 84.

635 CHEROKEE child, eight years of age.

Nos. 632 to 635, inclusive, from Dr. Martin, U. S. A.

636 SAMBO: mixed race of Venezuela Indian and Negro:  
man, ætat. 40. I. C. 81. Ex-President Vargas, of  
Caraccas.

637 QUICHUA Indian of Upper Peru: man, ætat. 40. F. A. 70°. I. C. 82. Ex-President Vargas.

638 Skull of a CHARIB of Venezuela, flattened by art: found  
in a terra cotta vase, with the os sacrum and some  
small bones. Man, ætat. 40? F. A. 70°. Ex-President  
Vargas, of Caraccas. Crania Americana, plate 64 and  
page 237.

639 OTTIGAMIE or FOX Indian of Wisconsin: man, ætat. 50.  
F. A. 82°. I. C. 92. Dr. B. B. Brown. Crania Americana,  
plate 31 and page 184.

640 Native AFRICAN of the Dey tribe, Liberia. Dr. Skinner.

MAN.

- 641 INDIAN child of the Chinook tribe, about four years old: much flattened by art. Dr. J. K. Townsend.
- 642 PERUVIAN from Pachacamac: man, ætat. 40. I. C. 73. W. A. Foster, Esq.
- 643 INDIAN of the Mandan tribe: woman, ætat. 16. F. A. 77°. I. C. 86. Dr. B. B. Brown.
- 644 MANDAN Indian of Missouri: woman, ætat. 40. F. A. 74°. I. C. 79. Dr. B. B. Brown.
- 645 Native AFRICAN of the Grabbo tribe, near Liberia: man, ætat. 30. F. A. 77°. I. C. 97.
- 646 Native AFRICAN of the Bassa tribe of Liberia: woman, ætat. 30. F. A. 80°. I. C. 77.
- 647 Native AFRICAN of the Bassa tribe of Liberia: man, ætat. 30. I. C. 98.
- 648 Native AFRICAN of the Bassa tribe, ætat. 50. I. C. 88. I received this skull, together with the preceding three, from Dr. Robert McDowell, with the following memorandum:
- “The skull of an African *Gree-gree man*, or doctor. For committing some crime he was tried by the ordeal of drinking *red-wood water*, and being found guilty, was cut in pieces, and thrown into the St. John’s River, Grand Bassa, Africa, where his skull was found—a very good specimen of the Bassa tribe.” A. D. 1835.
- 649 INDIAN of the Arickaree tribe of Upper Missouri: woman, ætat. 40. F. A. 76°. I. C. 73. Dr. B. B. Brown.
- 650 INDIAN of the Minetari tribe of Missouri: woman, æt. 40. F. A. 74°. I. C. 87.
- 651 ARAUCANIAN Indian (Arauco) of Chili: woman, ætat. 50. F. A. 73°. I. C. 73.
- 652 ARAUCANIAN Indian: woman, ætat. 50. F. A. 74°. I. C. 75.
- 654 INDIAN of the Arauco nation of Chili: woman, ætat. 30. F. A. 72°. I. C. 78. *Crania Americana*, plate 78 and page 241.
- 655 INDIAN of the Arauco nation: man, ætat. 30. F. A. 76°. I. C. 86. *Crania Americana*, plates 76, 77, and page 241.



CATALOGUE OF SKULLS.

- 656 ARAUCANIAN\* woman, ætat. 30. F. A. 76°. I. C. 76.  
 657 POTAWATOMIE Indian of Michigan: man, æt. 50. F. A. 80°.  
 I. C. 103. Dr. Walker, U. S. A. *Crania Americana*,  
 plate 34 and page 186.  
 658 Aboriginal AMERICAN, from the cave near Steubenville,  
 Ohio. F. A. 79°. Dr. S. P. Hildreth.  
 659 ASSINABOIN Indian of Upper Missouri; man, ætat. 50.  
 F. A. 79°. I. C. 101. Dr. B. B. Brown, of St. Louis.  
 660 OSAGE Indian of Upper Missouri; woman, ætat. 30.  
 F. A. 80°. I. C. 84. Dr. B. B. Brown.

[Nos. 661 to 679, inclusive, pertain to Quadrupeds and Birds.]

\* I received this and the four preceding skulls through the kindness of Dr. J. N. Casanova, of Valparaiso, who informed me that the three heads, Nos. 654, 655, 656, were taken from chiefs killed in an encounter with the Chilian army under General Bulnes, on the river Bio-Bio, in 1835. I took occasion, however, to intimate to Dr. Casanova my suspicions that these were not *recent* crania, inasmuch as they had yet adhering to them some shreds of a peculiar mummy-cloth common in the old cemeteries of Peru and Chili, at the same time that they bore unequivocal evidences of long inhumation. Dr. Casanova, however, could not suppose that he had been deceived by his agent, and I therefore published the circumstances as related by him, and on his authority, in my *Crania Americana*, page 243. I may add that, judging from the size and conformation of the skull No. 654, I inferred that it had belonged not to a chief, as was supposed by Dr. C., but to a woman.

Subsequent examinations have satisfied me that my suspicions were well founded; and I am further confirmed in this belief by comparing these crania with the plates of a series obtained by the Naturalists of the Astrolabe from an ancient cemetery on the Bio-Bio river, near its confluence with the Moticha in Chili. It is sufficient to add that both collections of skulls were evidently obtained from the same place; and although Dr. Casanova was misled as to particulars, the crania I received from him pertain to a veritable but ancient Araucanian tribe, and possess a great interest, both in regard to their sepulchral locality and their admirably developed characteristics. See *Voyage de l'Astrolabe: Anthropologie, par le Dr. Dumoutier*, planche 27.

- 680 NEW ZEALAND chief: tattooed. Dr. Samuel McClellan.
- 681 MEXICAN Indian of the Pames tribe, from San Lorenzo, near the capital: woman, ætat. 50. F. A. 77°. I. C. 78. *Crania Americana*, plate 17 A, and page 154.
- 682 MEXICAN Indian: man, ætat. 40. F. A. 80°. I. C. 91. *Crania Americana*, plate 17 and page 153. In that work, Table 1, page 257, this skull is erroneously referred to No. 559.
- 683 CHIPPEWAY warrior of Upper Canada, ætat. 50. F. A. 84°. I. C. 97. H. R. Schoolcraft, Esq. *Crania Americana*, plate 28 and page 177.
- 684 CHIPPEWAY Indian: man, ætat. 30. F. A. 73°. I. C. 85. Prof. Eaton.
- 685 PERUVIAN from Pachacamac: man, ætat. 35. I. C. 78. W. A. Foster, Esq.
- 686 PERUVIAN from Pachacamac: man, ætat. 40. I. C. 70. W. A. Foster, Esq.
- 687 PERUVIAN from Pachacamac: man, ætat. 30. I. C. 71. W. A. Foster, Esq.
- 688 PERUVIAN from Pachacamac: woman, ætat. 50. I. C. 58. W. A. Foster, Esq.
- 689 MEXICAN Indian, slain at the battle of San Jacinto, in Texas, A. D. 1836. Man, ætat. 30. I. C. 91. W. M. Blackford, Esq.
- 690 MEXICAN soldier, with a cicatrised sabre wound of [the os frontis. Mixed Indian and Spaniard? ætat. 30. Slain at San Jacinto, Texas. I. C. 81. J. J. Audubon, Esq.
- 691 SHAWNEE? Indian of Ohio: a remarkably inequilateral skull. I. C. 87. Mr. Russell Smith.
- 694 OTTIGAMIE or FOX Indian of Illinois: man, ætat. 80. I. C. 95. Dr. P. Gregg.
- 695 KANAKA of Oahu: girl of 10 years. Dr. J. K. Townsend.

CATALOGUE OF SKULLS.

- 696 PERUVIAN from Pachacamac : woman, ætat. 30. I. C. 68.  
W. A. Foster, Esq.
- 697 Ancient PERUVIAN from Pachacamac : man, ætat. 50.  
F. A. 73°. I. C. 74. Dr. Ruschenberger.
- 698 SEMINOLE warrior of Florida: man, ætat. 40. F. A. 73°. I. C. 88. Col. J. J. Abert.
- 699 Ancient PERUVIAN from Pachacamac : woman, ætat. 40.  
F. A. 74°. I. C. 76. Dr. Ruschenberger.
- 700 Cast of the head of an ancient PERUVIAN, from a tomb on the Island of Titicaca, in Bolivia. *Crania Americana*, page 97, &c.
- 701 Cast of an ancient PERUVIAN skull, from a tomb on the Island of Titicaca.
- 702 Cast of a skull found with the preceding.
- 703 Cast of a skull taken by Mr. Pentland from an ancient tomb at Coracolla, latitude 17° 38' south.
- 704 Cast of a skull of the ancient PERUVIAN race, taken from the tombs between Pometé and Chimgaugé, by Mr. Pentland.
- 705 Cast of a skull taken by Mr. Pentland from a large tomb in the Island of Titicaca. See *Crania Americana*, page 97, and *Journal of the Academy of Natural Sciences*, Vol. 8. See also my *Distinctive Characteristics of the Aboriginal Race of America*, p. 7, 41, and M. D'Orbigny, *L'Homme Americain*, planche 2.
- 706 GERMAN? man, ætat. 30. F. A. 80. I. C. 94.
- 707 SEMINOLE Indian : man, ætat. 30. F. A. 78°. I. C. 93.  
Dr. E. H. Abadie, U. S. A. *Crania Americana*, plate 23 and page 168.
- 708 SEMINOLE warrior of Florida: woman, ætat. 30. F. A. 73°. I. C. 91. Dr. E. H. Abadie.
- 709 Skull of a fœtus at the sixth month of utero-gestation.
- 710 Cast of an elongated PERUVIAN skull. Dr. O. S. Fowler.
- 711 Cast of another ancient PERUVIAN skull. Dr. O. S. Fowler.

MAN.

- 712 THUGG of India, executed at Calcutta for murder: man, ætat. 30. F. A. 80°. I. C. 90. Presented by Dr. Martin, of Calcutta, through W. A. Foster, Esq.
- 713 THUGG, executed with the preceding, and presented by Dr. Martin through W. A. Foster, Esq. Woman, æt. 30. F. A. 76°. I. C. 79.
- 714 MEXICAN Indian from an ancient cemetery at Otumba: man, ætat. 40. I. C. 90. *Crania Americana*, plate 61 and page 233.
- 715 MEXICAN Indian from Otumba: woman, ætat. 20. I. C. 77. *Crania Americana*, plate 59 and page 231.
- 716 MEXICAN Indian from Otumba: woman, ætat. 30. F. A. 77°. I. C. 81. *Crania Americana*, plate 60 and page 232.
- 717 Ancient MEXICAN from Tacuba: man, ætat. 50. I. C. 80.
- 718 Ancient MEXICAN from Tacuba: man, ætat. 40. I. C. 81.
- 719 MEXICAN Indian from near the city of Mexico. I. C. 92.
- 720 Ancient MEXICAN from Tacuba: woman, ætat. 60. I. C. 84?
- The preceding seven skulls, 714 to 720, inclusive, were transmitted to me by the late William Maclure, Esq. with the following note:
- “Skulls obtained by Mr. Joseph Smith from the ancient tombs of Tacuba and Otumba, for Dr. Morton, May 1, 1849.”
- 721 Skull of a CHENOUK Indian, flattened by art: man, ætat. 50. Columbia River. I. C. 88. W. Slakum, Esq., U. S. N.
- 722 Singularly formed skull from the battle-field of San Jacinto, in Texas, A. D. 1836. I. C. 79. Dr. Trudeauau.
- 723 Aboriginal AMERICAN, from the cave near Steubenville, Ohio: woman, ætat. 40. I. C. 74. Dr. Hildreth.
- 724 Conical skull of a white woman, ætat. 40, of whose history nothing is known. 1839. I. C. 81.

CATALOGUE OF SKULLS.

- 725 Cast of the skull of a KAMCHATKAN female. Dr. O. S. Fowler.
- 726 SEMINOLE woman of rank, ætat. 40. Florida. I. C. 79.
- 727 SEMINOLE boy of six years.
- 728 SEMINOLE boy of Florida, ætat. 4.
- 729 SEMINOLE girl of the Fuké-lusté-Hadjo tribe. I. C. 70.
- 730 SEMINOLE warrior, ætat. 40, killed at the battle of Okee-Chobee, in Florida, December 25, 1837. I. C. 79.
- Nos. 726 to 730, inclusive, from Dr. E. A. Abadie, U. S. Army.
- 731 PARSEE, or Persian fire-worshipper, from the "Tower of Silence," Bombay, India: woman, ætat. 40. I. C. 75. G. R. Gliddon, Esq.
- 732 SEMINOLE warrior, ætat. 40, killed at the battle of Okee-Chobee, in Florida, December 25, 1837. I. C. 90. Dr. Abadie, U. S. A.
- 733 MICCO-SUKIE tribe of the Seminole nation: woman, æt. 30. I. C. 73. Fort Bassinger, Florida. Dr. Abadie, U. S. Army.
- 734 Skull of an ancient Mexican, of the AZTECK? nation; exhumed near the Indian village of Guahapan, on the mountain Popocatapetl. Man, ætat. 40. I. C. 85. Dr. J. Macartney, of Mexico.
- 735 AZTECK? found with the preceding. Woman, ætat. 40. I. C. 76. Dr. Macartney.
- 736 Infant INDIAN skull from a mound in Wisconsin. Mr. J. J. Libhart, of Columbia, Pennsylvania.
- 737 POTOWATOMIE of Michigan: man, ætat. 70. I. C. 93. Col. J. J. Abert.
- 738 MANDAN Indian of the Upper Missouri: woman, ætat. 30. I. C. 77.
- 739 MANDAN Indian of the Upper Missouri: woman, ætat. 30. I. C. 81.
- 740 MANDAN Indian of the Upper Missouri: man, ætat. 40. I. C. 91.

- 741 MANDAN Indian of the Upper Missouri: man, ætat. 50.  
I. C. 85.
- 742 MANDAN Indian of the Upper Missouri: man, ætat. 50.  
I. C. 86.  
Nos. 738 to 742, inclusive, from J. N. Nicollet, Esq.
- 743 PARSEE, or Persian fire-worshipper, from the "Tower of  
Silence," near Bombay: woman, ætat. 50. I. C. 89.  
G. R. Gliddon, Esq.
- 744 COTONAY or Black-foot Indian, of the Rocky mountains:  
man, ætat. 40. I. C. 94.
- 745 COTONAY or Black-foot: woman, ætat. 40. I. C. 75.
- 746 MINETARI or Gros-ventre of Missouri: woman, ætat. 30.  
I. C. 82.
- 747 MINETARI or Gros-ventre Indian of Missouri: woman,  
ætat. 40. I. C. 83.
- 748 ARICKAREE Indian of Missouri; woman, ætat. 50. I. C.  
80.
- 749 MINETARI or Gros-ventre of Missouri: man, ætat. 40.  
I. C. 94.  
Nos. 744 to 749, inclusive, from Mr. J. N. Nicollet.
- 750 PERUVIAN from Pachacamac: man, ætat. 40. I. C. 69.  
W. A. Foster, Esq.
- 751 CREEK woman of Georgia, ætat. 30. I. C. 81. Dr. Joseph  
Walker.
- 752 PERUVIAN from Pachacamac: woman, ætat. 60. I. C. 67.
- 753 Phrenological organs marked on a plaster cast. Pre-  
sented to me by Mr. George Combe, and is the same  
cast from which plate 72 of the "Crania Americana"  
was drawn.
- 754 SEMINOLE warrior of Florida, ætat. 40. I. C. 89.
- 755 OTOE warrior of the Upper Missouri, ætat. 50. I. C. 80.
- 756 OTOE warrior of the Upper Missouri, ætat. 60. I. C. 94.
- 757 OTOE warrior of the Upper Missouri, ætat. 50. I. C. 83.
- 758 OTOE child, eight months old.  
Nos. 754 to 758, inclusive, from Dr. J. Walker,  
U. S. A.

CATALOGUE OF SKULLS.

- 759 COPT, from a convent near Cairo, on the road to Aber-sabel: woman, ætat. 20. F. A. 78°. I. C. 77. *Crania Ægyptiaca*, page 57. From G. R. Gliddon, Esq., late United States Consul for the City of Cairo, to whom I am indebted for the whole of the following series of ancient and modern Egyptian crania, excepting seventeen Theban heads, presented by M. Clot Bey through Mr. Gliddon, A. D. 1840.
- 760 COPTIC child, a year old. Obtained with No. 759.
- 761 COPT of Lower Egypt: man, ætat. 40. F. A. 81°. I. C. 85. Obtained with No. 759.
- 762 SARASKA, or pure Circassian: man, ætat. 30. F. A. 75°. I. C. 94.
- 763 CIRCASSIAN woman, ætat. 50. F. A. 81°. I. C. 81.
- 764 CIRCASSIAN man, ætat. 40. F. A. 78°. I. C. 90.
- 765 CIRCASSIAN woman, ætat. 18. F. A. 80°. I. C. 79.
- 766 FELLAH\* or ARAB-EGYPTIAN of the Ovlad-el-belled, or better class, from Bab-el-Nasr, in Lower Egypt: woman, ætat. 70. I. C. 77.
- 767 FELLAH: man, ætat. 70. F. A. 80°. I. C. 85.
- 768 FELLAH: man, ætat. 70. I. C. 96.
- 769 FELLAH: woman, ætat. 30. I. C. 81.
- 770 FELLAH of the better class: man, ætat. 50. I. C. 83.
- 771 FELLAH\* of Lower Egypt: woman, ætat. 70. F. A. 75°. I. C. 78.
- 772 FELLAH of Lower Egypt: man, ætat. 30. F. A. 73°. I. C. 74.
- 773 FELLAH of Lower Egypt: woman, ætat. 20. F. A. 75°. I. C. 76.

\* The *Fellahs*, or Arab-Egyptian peasants, are the lineal descendants of the rural population of ancient Egypt.

Nos. 766 to 770, inclusive, were merely marked *Arab*, but they are all obviously *Fellahs*.

Nos. 771 to 773, inclusive, I refer to the same people, though sent me as Jewish crania.

MAN.

- 774 FELLAH: village-chief, or "Sheik-el-belled," from Shubra, ætat. 80. I. C. 88.
- 775 FELLAH of Shubra: woman of 70. I. C. 75.
- 776 FELLAH of Shubra, in Lower Egypt: woman, ætat. 20. F. A. 79°. I. C. 74.
- 778 FELLAH of Mattorieh, (Heliopolis,) in Lower Egypt: woman, ætat. 30. F. A. 75°. I. C. 72.
- 779 FELLAH of Mattorieh: woman, ætat. 40. F. A. 80°. I. C. 86.
- 780 BARAMKA, or Barmecide Arab of Gemardash: man, ætat. 80. F. A. 76°. I. C. 86.
- 781 BARAMKA: man, ætat. 40. F. A. 88°. I. C. 84.
- 782 FELLAH of Old Cairo: woman, ætat. 40. F. A. 82°. I. C. 66.
- 783 FELLAH of Old Cairo: woman, ætat. 70.
- 784 BEDOUIN of the Eastern Desert: man, ætat. 60. I. C. 98.
- 785 FELLAH: woman, ætat. 20. F. A. 79°. I. C. 73.
- 786 Skull sent me from Old Cairo, in Egypt, by Mr. Gliddon, who knew nothing of its history. A eunuch? ætat. 40. I. C. 77.
- 787 Modern NUBIAN? Nation uncertain. From Old Cairo. Woman, ætat. 30. I. C. 80.
- 788 FELLAH of Old Cairo: woman, ætat. 30. F. A. 74°. I. C. 74.
- 789 ARMENIAN girl, ætat. 16. I. C. 86.
- 790 ARMENIAN child of twelve years.
- 791 ARMENIAN: man, ætat. 80. I. C. 83.
- 792 ARMENIAN girl of fourteen years?
- 793 ARMENIAN: man, ætat. 75. I. C. 80.
- 794 ARMENIAN: man, ætat. 60. I. C. 80.
- 795 Skull exhumed from the front of the First or Northern Brick Pyramid of Dashour, Memphite necropolis, by Mr. Perring, Civil Engineer. Blends the Coptic with the Egyptian form. F. A. 76°. I. C. 75. *Crania Ægyptiaca*, page 7.



CATALOGUE OF SKULLS.

- 796 EGYPTIAN form: found with the preceding. F. A. 75°. I. C. 80. *Crania Ægyptiaca*, page 7.  
 797 EGYPTIAN form; woman, ætat. 70. Found with the preceding. I. C. 76. *Crania Ægyptiaca*, page 7.  
 See Vyse's *Pyramids of Gizeh*, Vol. 3, page 60.

Nos. 798 to 804 are ancient Egyptians from the necropolis of Memphis, north-west of the Pyramid of Five-Steps, viz:

- 798 PELASGIC\* or Græco-Egyptian form. F. A. 80°. I. C. 84. *Crania Ægyptiaca*, plate 3, fig. 6.  
 799 PELASGIC form: man, ætat. 35. F. A. 82°. I. C. 87. *Crania Ægyptiaca*, plate 3, fig. 4.  
 800 NEGROID form: head of a child.  
 801 PELASGIC form: woman, ætat. 25.  
 802 EGYPTIAN or NILOTIC form: woman, ætat. 50. I. C. 81. *Crania Ægyptiaca*, plate 3, fig. 7.  
 803 EGYPTIAN form: man, ætat. 50. F. A. 82°. I. C. 92. *Crania Ægyptiaca*, plate 3, fig. 8.  
 804 PELASGIC form: girl, ætat. 12. *Crania Ægyptiaca*, plate 3, fig. 3.

Nos. 805 to 816, ancient mummied Egyptians from various parts of the Necropolis of Memphis, viz:

- 805 EGYPTIAN form: man, ætat. 50. F. A. 83°. I. C. 79. *Crania Ægyptiaca*, plate 2, fig. 7.  
 806 EGYPTIAN form. F. A. 77°. I. C. 83. *Crania Ægyptiaca*, plate 2, fig. 4.

\* Under this name I embrace all those crania that conform to the highest Caucasian type. The *Egyptian* or *Nilotic form* includes the pure Egyptian race. The *Negroid form* expresses that mixture of the Egyptian and Negro in which the latter predominates. See *Crania Ægyptiaca*, *passim*.

MAN.

- 807 SEMITIC? form: man, ætat. 30. F. A. 74°. I. C. 88.  
Crania Ægyptiaca, plate 2, fig. 8.
- 808 PELASGIC form. F. A. 77°. I. C. 97. Crania Ægyptiaca,  
plate 2, fig. 1.
- 809 EGYPTIAN form: woman. F. A. 78°. I. C. 81. Crania  
Ægyptiaca, plate 3, fig. 2.
- 810 EGYPTIAN form: woman, ætat. 20. F. A. 78°. I. C. 86.  
Crania Ægyptiaca, plate 2, fig. 6.
- 811 EGYPTIAN form: woman, ætat. 25. F. A. 76°. I. C. 73.  
Crania Ægyptiaca, plate 3, fig. 1.
- 812 PELASGIC form: woman, ætat. 20. F. A. 80°. I. C. 82.  
Crania Ægyptiaca, plate 2, fig. 3.
- 813 EGYPTIAN form: child, ætat. 8.
- 814 PELASGIC form: man, ætat. 90. I. C. 97. Crania Ægyptiaca,  
plate 2, fig. 5.
- 815 PELASGIC form. F. A. 81°. I. C. 88. Crania Ægyptiaca,  
plate 2, fig. 2.
- 816 EGYPTIAN form. F. A. 78°. I. C. 92. Crania Ægyptiaca,  
plate 3, fig. 5.

Nos. 870 to 820, four crania from Arabat-el-Matfoon, the ancient Abydos. "Found in a pit containing scarabæi and ornaments bearing the name of Ramses III., (Sesotris,) and the prenomen of Thotmes IV., (Mæris,) whence it is conjectured that they may have belonged to a period between 1822 and 1474 years before Christ.—Vide Rosellini's Chronology." G. R. G.

- 817 PELASGIC form. F. A. 80°. I. C. 89. Crania Ægyptiaca,  
plate 5, fig. 3.
- 818 SEMITIC form. F. A. 77°. I. C. 69. Crania Ægyptiaca,  
plate 5, fig. 4.
- 819 EGYPTIAN form: man. F. A. 79°. I. C. 85. Crania  
Ægyptiaca, plate 5, fig. 1.
- 820 EGYPTIAN form: man, ætat. 40. F. A. 76°. I. C. 96.  
Crania Ægyptiaca, plate 5, fig. 2.

CATALOGUE OF SKULLS.

Nos. 821 to 824, mummies exhumed by Mr. Gliddon from tumuli at the island of Beggeh, the ancient Senem, a sacred spot close to Philæ, in Nubia. "These may have been pilgrims to the Temple, and, as such, of any nation or of any epoch." G. R. G.

821 PELASGIC form. F. A. 79°. I. C. 74. *Crania Ægyptiaca*, plate 12, fig. 6.

822 EGYPTIAN form: child of 12 years.

823 NEGRESS, ætat. 60, with gray woolly hair. I. C. 73. *Crania Ægyptiaca*, plate 12, fig. 7.

824 Infantile mummy.

825 PELASGIC form. Memphite necropolis. F. A. 81°. I. C. 93. *Crania Ægyptiaca*, plate 3, fig. 9.

Nos. 826 to 829, "Kens, or ancient Nubians? from the pits at Debôd, the ancient Parembole, 30 miles south of Philæ. Some writers maintain that there are no mummies in Nubia. Here is proof to the contrary." G. R. G.

826 EGYPTIAN form. F. A. 77°. I. C. 74. *Crania Ægyptiaca*, plate 13.

827 EGYPTIAN form: man, ætat. 40. I. C. 82. *Crania Ægyptiaca*, plate 12, fig. 9.

828 EGYPTIAN form: juvenile head. F. A. 90°.

829 EGYPTIAN form. F. A. 85°. I. C. 70. *Crania Ægyptiaca*, plate 12, fig. 8.

Nos. 830 to 832, "Ancient Egyptians from the pits at Koum Ombos: probably inhabitants of the Ombite nome." G. R. G.

830 EGYPTIAN form: woman, ætat. 30. I. C. 77. *Crania Ægyptiaca*, plate 12, fig. 3.

831 EGYPTIAN form: woman, ætat. 30. I. C. 68. *Crania Ægyptiaca*, plate 12, fig. 4.

832 EGYPTIAN form: woman, ætat. 30. F. A. 81°. I. C. 68. *Crania Ægyptiaca*, plate 12, fig. 5.

Nos. 833 to 836 : "Ancient Egyptians from the Crocodile mummy-pits called *Margaret-es-Samoun*, behind the village of Maabdeh, and opposite to Manfaloot. I brought these from a measured distance of 438 feet under ground horizontally, averaging twenty feet below the surface." G. R. G.

- 833 EGYPTIAN form: man, ætat. 35; long hair and a little beard. Crania Ægyptiaca, plate 4, fig. 1.
- 834 NEGROID form: woman, ætat. 30; hair long and harsh. Crania Ægyptiaca, plate 4, fig. 2.
- 835 NEGROID form: woman of 30, with long, coarse hair. F. A. 73°. I. C. 71. Crania Ægyptiaca, plate 4, fig. 3.
- 836 EGYPTIAN form: woman of 30 years, with long, curling hair. Crania Ægyptiaca, plate 4, fig. 4.

The two following crania were found by Mr. Pering, Civil Engineer, in a gallery leading to the newly discovered chamber in the *Pyramid of Five Steps*, at Saccara. These are, perhaps, the most ancient human remains now extant. Mr. Pering is of opinion that they date with the *erection* of the Pyramid, and are therefore in all probability upwards of 4000 years old. See Vyse, *Pyramids of Gizeh*, Vol. III., p. 44.

- 837 PELASGIC form: man, ætat. 50. F. A. 83°. I. C. 97. Crania Ægyptiaca, plate 1, fig. 2.
- 838 PELASGIC form: man, ætat. 40. F. A. 81°. I. C. 90. Crania Ægyptiaca, plate 1, fig. 1.
- 839 NUBIAN form? man, ætat. 50. F. A. 78°. I. C. 74. Thebes. Crania Ægyptiaca, plate 8, fig. 3.
- 840 PELASGIC form: man. F. A. 79°. I. C. 89. Skull obtained from a tumulus recently opened at the ancient quarries of Toora, (on the left bank of the Nile, seven miles above Cairo,) whence was taken the stone used in building the Pyramids of Gizeh, and other and much later structures in Egypt. The bodies were covered

CATALOGUE OF SKULLS.

with coarse matting, and enclosed in sarcophagi, and are doubtless the remains of quarrymen. *Crania Ægyptiaca*, plate 2, fig. 9.

- 841 IDIOTIC head from Thebes: man, with fine hair. F. A. 65°? *Crania Ægyptiaca*, page 16.



Idiot, No. 841.

- 842 SEMITIC form. Thebes: man, ætat. 40, with smooth, brown hair. I. C. 85. *Crania Ægyptiaca*, plate 11, fig. 2.  
 843 EGYPTIAN form: woman, with long, fine hair, ætat. 30. I. C. 74. Thebes. *Crania Ægyptiaca*, plate 10, fig. 4.  
 844 EGYPTIAN form: woman, ætat. 30, with long, fine hair. I. C. 68. Thebes. *Crania Ægyptiaca*, plate 10, fig. 1.  
 845 SEMITIC? form: man, with fine hair. I. C. 92. Thebes. *Crania Ægyptiaca*, plate 12, fig. 1, 2.  
 846 EGYPTIAN form: youth of 18. Hair dark and fine. I. C. 87. Thebes. *Crania Ægyptiaca*, plate 11, fig. 1.

The following crania, Nos. 847 to 861, inclusive, (fifteen in number,) are from the Catacombs of El Gourná, near Thebes. This valuable series was obligingly presented to me by M. Clot Bey, Chief of the Medical Staff of the Viceroy of Egypt.

- 847 EGYPTIAN form: woman, ætat. 30. F. A. 76°. I. C. 68. *Crania Ægyptiaca*, plate 7, fig. 5.

MAN.

- 848 EGYPTIAN form: woman of 40. F. A. 80°. I. C. 82.  
Crania *Ægyptiaca*, plate 7, fig. 4.
- 849 EGYPTIAN form: man, ætat. 25. I. C. 81.
- 850 PELASGIC form: man, ætat. 70. I. C. 86. *Crania Ægyptiaca*,  
plate 6, fig. 4.
- 851 EGYPTIAN form: woman, ætat. 35. F. A. 80°. I. C. 79.  
*Crania Ægyptiaca*, plate 7, fig. 1.
- 852 NEGROID Egyptian: man, ætat. 50. F. A. 75°. I. C. 77.  
*Crania Ægyptiaca*, page 17.
- 853 EGYPTIAN form: man, ætat. 50. I. C. 95. *Crania*  
*Ægyptiaca*, page 17.
- 854 EGYPTIAN form: girl of 16. *Crania Ægyptiaca*, plate 7,  
fig. 6.
- 855 EGYPTIAN form: girl of 18, with very fine, long hair.  
*Crania Ægyptiaca*, plate 8, fig. 9.
- 856 PELASGIC form. I. C. 87. *Crania Ægyptiaca*, plate 9.
- 857 EGYPTIAN blended with the Negro form? Hair fine.  
F. A. 77°. I. C. 83. *Crania Ægyptiaca*, plate 7, fig. 3.
- 858 NEGROID Egyptian: man, ætat. 60. F. A. 77°. I. C. 87.  
*Crania Ægyptiaca*, page 17.
- 859 PELASGIC form: woman, ætat. 80. Hair long and fine.  
I. C. 82. *Crania Ægyptiaca*, plate 6, fig. 5.
- 860 EGYPTIAN form: man, ætat. 50. F. A. 82°. I. C. 80.  
*Crania Ægyptiaca*, plate 6, fig. 1.
- 861 EGYPTIAN form: man, ætat. 50. F. A. 78°. I. C. 96. *Crania*  
*Ægyptiaca*, plate 7, fig. 2.

The following twenty-eight heads, 862 to 889, inclusive,  
were obtained by Mr. Gliddon from the Theban Cata-  
combs.

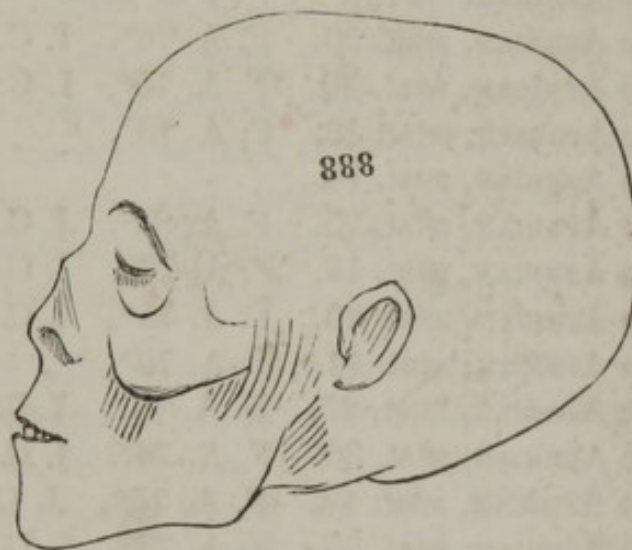
- 862 EGYPTIAN form: man, ætat. 60, with long, fine hair. I. C. 79.  
*Crania Ægyptiaca*, plate 10, fig. 3.
- 863 Head of an IDIOT: man, ætat. 40. *Crania Ægyptiaca*,  
page 16.
- 864 NEGROID Egyptian: woman, ætat. 40. F. A. 75°. I. C. 77.  
*Crania Ægyptiaca*, page 17.

CATALOGUE OF SKULLS.

- 865 SEMITIC form: man, ætat. 40. *Crania Ægyptiaca*, plate 6, fig. 2.
- 866 EGYPTIAN form: woman, ætat. 20, with long, fine hair. *Crania Ægyptiaca*, plate 8, fig. 5.
- 867 EGYPTIAN form: man of 50, with fine, dark hair. F. A. 78°. I. C. 86. *Crania Ægyptiaca*, plate 8, fig. 8.
- 868 PELASGIC form: child.
- 869 NEGROID Egyptian: man, ætat. 50. F. A. 76°. I. C. 88. *Crania Ægyptiaca*, page 17.
- 870 SEMITIC form: man, ætat. 30, with fine hair, cut close. I. C. 79. *Crania Ægyptiaca*, plate 6, fig. 8.
- 871 EGYPTIAN form: woman, ætat. 20. *Crania Ægyptiaca*, plate 8, fig. 4.
- 872 EGYPTIAN form: woman, ætat. 50, with long, fine hair. *Crania Ægyptiaca*, plate 10, fig. 2.
- 873 PELASGIC? form: man of 80. I. C. 88.
- 874 EGYPTIAN and Negro form? child of ten years.
- 875 PELASGIC form: woman, ætat. 70, with long, fine hair. I. C. 73. *Crania Ægyptiaca*, plate 10, fig. 9.
- 876 EGYPTIAN form: man, with fine hair. I. C. 83. *Crania Ægyptiaca*, plate 6, fig. 9.
- 877 EGYPTIAN form: man, ætat. 40, with fine hair and a short beard. I. C. 89. *Crania Ægyptiaca*, plate 10, fig. 5.
- 878 EGYPTIAN form: man, ætat. 50, with long smooth hair. I. C. 77. *Crania Ægyptiaca*, plate 8, fig. 1.
- 879 SEMITIC form: man, ætat. 50. *Crania Ægyptiaca*, plate 8, fig. 2.
- 880 EGYPTIAN form: woman? of 40, with short, fine hair. F. A. 80°. I. C. 85. *Crania Ægyptiaca*, plate 8, fig. 7.
- 881 EGYPTIAN form: girl of 17. Resembles the Hindu type. F. A. 80°. I. C. 71. *Crania Ægyptiaca*, plate 6, fig. 6.
- 882 EGYPTIAN form: juvenile female head, with long, fine hair. *Crania Ægyptiaca*, plate 10, fig. 7.
- 883 EGYPTIAN form: man, ætat. 40. F. A. 81°. I. C. 82. *Crania Ægyptiaca*, plate 8, fig. 6.

MAN.

- 884 PELASGIC form: woman, ætat. 30, with a profusion of long, silky hair. *Crania Ægyptiaca*, plate 10, fig. 8.  
885 NEGROID form: woman, ætat. 40. F. A. 76°. I. C. 77. *Crania Ægyptiaca*, page 17.  
886 EGYPTIAN form: man, ætat. 50. I. C. 76.  
887 EGYPTIAN form: child of 12 years, with long, fine hair.  
888 NUBIAN form? man, ætat. 35. I. C. 85. *Crania Ægyptiaca*, page 14.



Nubian? No. 888.

- 889 EGYPTIAN form: man, ætat. 50. I. C. 83. *Crania Ægyptiaca*, plate 6, fig. 7.  
893 PELASGIC form: man of 60. Thebes. F. A. 81°. I. C. 85. *Crania Ægyptiaca*, plate 6, fig. 3.  
894 EGYPTIAN form: child of 9 years. Thebes.  
895 MOHAWK Indian: man, æt. 50. Exhumed near Manheim, New York. I. C. 89.  
896 MOHAWK Indian: woman, ætat. 80. Obtained with the preceding. I. C. 83.  
897 MOHAWK Indian: girl of 16. Found with the preceding. I. C. 81.  
Nos. 895 to 897, inclusive, from L. Vanuxem and J. Beardsley, Esqs.  
898 Native AFRICAN.



CATALOGUE OF SKULLS.

- 899 ANGLO-AMERICAN: man, ætat. 40. I. C. 91.  
 900 NEGRO, born in the United States, ætat. 60. I. C. 75.

The following series of 29 skulls of Native African Negroes,  
 was received from Don José Rodriguez Cisneros, M. D.,  
 of Havana.

- 901 Native AFRICAN. F. A. 76°. I. C. 76.  
 902 Native AFRICAN, ætat. 30. F. A. 76°. I. C. 86.  
 903 Native AFRICAN. F. A. 77°. I. C. 80.  
 904 Native AFRICAN, ætat. 20. F. A. 76°. I. C. 79.  
 905 Native AFRICAN, ætat. 30. F. A. 75°. I. C. 85.  
 906 Native AFRICAN, ætat. 12. F. A. 79°.  
 907 Native AFRICAN, ætat. 14.  
 908 Native AFRICAN, ætat. 25. F. A. 82°. I. C. 99.  
 909 Native AFRICAN, ætat. 16. F. A. 79°. I. C. 89.  
 910 Native AFRICAN, ætat. 20. F. A. 75°. I. C. 78.  
 911 Native AFRICAN, ætat. 14. F. A. 79°.  
 912 Native AFRICAN, ætat. 25. F. A. 76°. I. C. 87.  
 913 Native AFRICAN, ætat. 30. F. A. 76°. I. C. 92.  
 914 Native AFRICAN, ætat. 17. F. A. 73°. I. C. 78.  
 915 Native AFRICAN, ætat. 25. F. A. 77°. I. C. 88.  
 916 Native AFRICAN, ætat. 16. F. A. 79°. I. C. 80.  
 917 Native AFRICAN, ætat. 25. F. A. 78°. I. C. 73.  
 918 Native AFRICAN, ætat. 40. F. A. 75°. I. C. 87.  
 919 Native AFRICAN, ætat. 30. F. A. 80°. I. C. 96.  
 920 Native AFRICAN, ætat. 25. F. A. 74°. I. C. 72.  
 921 Native AFRICAN, ætat. 14.  
 922 Native AFRICAN, ætat. 14. F. A. 74°.  
 923 Native AFRICAN, ætat. 20. F. A. 81°. I. C. 86.  
 924 Native AFRICAN, ætat. 16. F. A. 73°. I. C. 76.  
 925 Native AFRICAN, ætat. 30. F. A. 81°. I. C. 80.  
 926 Native AFRICAN, ætat. 14.  
 927 Native AFRICAN, ætat. 16. F. A. 80°. I. C. 90.  
 928 Native AFRICAN, ætat. 35. F. A. 77°. I. C. 88.  
 929 Native AFRICAN, ætat. 40. F. A. 77°. I. C. 83.

[Nos. 930 to 946, skulls of the inferior animals.]

MAN.

- 947 PERUVIAN child from Pachacamac, ætat. 4. Mr. Foster.  
 948 BENGALÉE: man, ætat. 40. I. C. 76.5.  
 949 ARICKARÉE Indian of the Upper Missouri: woman, æt. 20,  
 with the frontal suture. I. C. 75. Mr. Nicollet.

Series of eight skulls, 950 to 957, of the Narraganset tribe  
 of Indians, of Rhode Island: from Dr. Usher Parsons,  
 of Providence, R. I. 1840.

- 950 NARRAGANSET: woman, ætat. 70. F. A. 82°. I. C. 85.  
 951 NARRAGANSET: man, ætat. 40. F. A. 72°. I. C. 80.  
 952 NARRAGANSET: woman, ætat. 80. I. C. 84.  
 953 NARRAGANSET: woman, ætat. 40. F. A. 72°. I. C. 77.  
 954 NARRAGANSET: woman, ætat. 30. I. C. 77.  
 955 NARRAGANSET: man, ætat. 60. F. A. 75°. I. C. 78.  
 956 NARRAGANSET: man, ætat. 70. F. A. 74°. I. C. 90.  
 957 NARRAGANSET: man, ætat. 25. F. A. 73°. I. C. 82.

Second series of crania of Native African tribes, Nos. 958  
 to 981, inclusive: from Don José Rodriguez Cisneros,  
 M. D., of Havana.

- 958 Native AFRICAN Negro, ætat. 30. F. A. 79°. I. C. 89.  
 959 Native AFRICAN, ætat. 7.  
 960 Native AFRICAN Negress, ætat. 18. F. A. 76°. I. C. 82.  
 961 Native AFRICAN: girl of 14 years. F. A. 82°. I. C. 87.  
 962 Native AFRICAN Negro, ætat. 18. F. A. 76°. I. C. 87.  
 963 Native AFRICAN Negro, ætat. 30. F. A. 71°. I. C. 82.  
 964 Native AFRICAN Negro, ætat. 40. F. A. 80°. I. C. 93.  
 965 Native AFRICAN Negress, ætat. 16. F. A. 77°. I. C. 72.  
 966 Native AFRICAN Negress. F. A. 79°. I. C. 79.  
 967 Native AFRICAN: girl of 18. I. C. 71.  
 968 Native AFRICAN Negro, ætat. 25. F. A. 73°. I. C. 87.  
 969 Native AFRICAN: girl of 12 years. F. A. 74°. I. C. 76.  
 970 Native AFRICAN: girl of 16. F. A. 78°. I. C. 76.  
 971 Native AFRICAN Negro, ætat. 25. F. A. 80°. I. C. 86.  
 972 Native AFRICAN: boy of 15 years. F. A. 75°. I. C. 93.  
 973 Native AFRICAN Negro, ætat. 25. F. A. 79°. I. C. 93.

CATALOGUE OF SKULLS.

- 974 Native AFRICAN Negro. F. A. 72°. I. C. 85.  
 975 Native AFRICAN Negro, ætat. 25. F. A. 81°. I. C. 99.  
 976 Native AFRICAN Negro, ætat. 18. F. A. 80°. I. C. 82.  
 977 Native AFRICAN, ætat. 16. F. A. 83°. I. C. 86.  
 978 Native AFRICAN Negro, ætat. 20. F. A. 80°. I. C. 78.  
 979 Native AFRICAN, ætat. 16. F. A. 73°. I. C. 77.  
 980 Native AFRICAN, ætat. 14.  
 981 Native AFRICAN Negro, ætat. 30. F. A. 75°. I. C. 97.  
 982 Mixed NEGRO and INDIAN? I. C. 78.  
 983 NEGRO born in the United States. F. A. 76°. I. C. 84.  
 984 NEGRO born in the United States, ætat. 50. F. A. 79°. I. C. 86.  
 985 CELTIC Irish: man, ætat. 60. F. A. 77°. I. C. 93.  
 986 ANGLO-IRISH: girl, ætat. 12.  
 987 CHEMESYAN Indian, from the N. W. coast of America: woman, ætat. 30. F. A. 78°. I. C. 93. Prof. Scouler, of Dublin.  
 988 DUTCH Idiot, deaf and dumb: man, ætat. 30. I. C. 96 5. Dr. W. B. Casey, of Middletown, Connecticut.  
 989 INDIAN warrior: Iroquois? ætat. 80. I. C. 89. Dr. W. B. Casey.  
 990 MAYA Indian of Yucatan: man, æt. 50. I. C. 91. Chevallier Friedrichthal, of Vienna.  
 991 ENGLISH soldier? from Bloody Pond, near Lake George, New York; the scene of Montcalm's massacre of the English garrison, A. D. 1757. F. A. 82°. I. C. 105. Jacob Morris, Esq., of Philadelphia.  
 992 From a mound in Tennessee, at the junction of French-Broad and Holston Rivers. I. C. 90. Dr. G. Troost. *Crania Americana*, plate 55.  
 993 Native AFRICAN Negro, ætat. 30. F. A. 81°. I. C. 78.  
 994 Native AFRICAN Negro, ætat. 30. F. A. 76°. I. C. 76.  
 995 ARAUCANIAN woman, ætat. 30. I. C. 77.  
 996 PERUVIAN, from the ancient cemetery at Pisco: woman, ætat. 60. I. C. 84. W. A. Foster, Esq.  
 997 ARAUCANIAN: man, ætat. 50. I. C. 77.

MAN.

The two preceding Araucanian skulls from the interior of Arauco, were received from Dr. Thomas Page, of Valparaiso, in Chili.

- 999 FELLAH of Egypt: girl of 16. F. A. 78°. I. C. 72.  
G. R. Gliddon, Esq.
- 1000 Ancient MEXICAN. Otomie nation: man, ætat. 50.  
From a mound near Ajacuba. F. A. 80°. I. C. 92.
- 1001 Ancient MEXICAN. Otomie nation: woman, ætat. 30.  
From the same place. F. A. 75°. I. C. 67.
- 1002 Ancient MEXICAN. Otomie nation: woman, ætat. 40.  
From a mound near the village of Doxey. F. A. 73°. I. C. 76.
- 1003 Ancient MEXICAN. Otomie nation: man, ætat. 18. From  
a mound near the Sierra de Zumpanga. F. A. 70°. I. C. 76.
- 1004 Ancient MEXICAN. Tlascalan nation: man, ætat. 40.  
From a mound in the suburbs of Tlascala. F. A. 75°. I. C. 84.
- 1005 Ancient MEXICAN. Chechemecan nation: woman, æt. 30.  
From a mound at Tezcucó. F. A. 75°. I. C. 83.

The six preceding crania were obtained and presented by Don J. Gomez de la Cortina, of the city of Mexico, through Mr. W. Augustus Twigg. See Proceedings of the Academy of Natural Sciences for July, 1841.

- 1006 OTTAWA chief of Michigan, ætat. 50. I. C. 85.
- 1007 OTTAWA warrior, ætat. 75. I. C. 89.
- 1008 OTTAWA woman, ætat. 60. I. C. 76.
- 1009 OTTAWA boy, ætat. 14. I. C. 77.

The four preceding skulls were obtained in Michigan by Dr. George C. Leib, A. D. 1842.

[Nos. 1010 to 1038, inclusive, pertain to the inferior animals.]

- 1039 SAUK Indian. F. A. 80°. I. C. 83.5. Dr. B. B. Brown, of St. Louis.

CATALOGUE OF SKULLS.

- 1040 NARRAGANSET Indian: woman, ætat. 70, with a singularly elongated head. I. C. 72.
- 1041 CHAYENNE Indian of Missouri. F. A. 73°. I. C. 73.  
Dr. B. B. Brown.
- 1042 PERUVIAN child of Pachacamac, ætat. 6.
- 1043 PAWNEE Indian: woman, ætat. 30. F. A. 78°. I. C. 74.  
Dr. Brown.
- 1044 Embalmed head of a THEBAN lady of 30 years. Mr. Gliddon.

This head, with its long oval cranium, receding forehead, gently aquiline nose, retracted chin, and long, fine hair, may serve as a type of the pure Egyptian stock; a people indigenous to the valley of the Nile; Caucasian in physical lineaments and philological relations, and constituting one of the several primordial centres of that widely-extended race. See *Crania Ægyptiaca*, page 17, 37; and *Transactions of the Ethnological Society of New York*, Vol. 2, p. 219.



Embalmed female head from the catacombs of Thebes.  
No. 1044.

MAN.

- 1045 Ancient PERUVIAN head, artificially elongated: woman, ætat. 30. F. A. 68°. I. C. 77. From Arica. Dr. P. B. Goddard. See *Crania Americana*, plate 3.
- 1046 PERUVIAN from an ancient cemetery at Guamay. I. C. 74. Dr. Paul Swift. 1843.
- 1047 BENGALEE: woman, ætat. 40. I. C. 67. Dr. T. R. Calhoun.
- 1048 PERUVIAN from the ancient cemetery at Pisco. Mr. Wm. A. Foster. 1847.
- 1049 Fragments of an ancient ROMAN? head, from a tomb on the road between Cumæ and the ruins of Baiæ, near the latter place, A. D. 1841. Dr. M. Burrough.
- 1050 Fragments of the skull and other parts of the skeleton of a young aboriginal female, taken from an ancient tomb at Ticul, a ruined city near San Francisco, in Yucatan, A. D. 1842. From J. L. Stevens, Esq. Vide *Incidents of Travel in Yucatan*, Vol. I.

1055 MIAMI: woman, ætat. 40. F. A. 79°. I. C. 81.

1057 MIAMI: woman, ætat. 30. F. A. 77°. I. C. 84.

1058 MIAMI: child twelve years old.

The preceding three Miami skulls were obtained near Pendleton, Indiana, by Dr. Edwin Fussell.

1059 PERUVIAN child, ætat. 2, from Pachacamac. W. A. Foster, Esq.

1060 GERMAN of Tubingen: woman, ætat. 30. I. C. 70.

1061 PERUVIAN from Pisco: woman, ætat. 50. I. C. 66. W. A. Foster, Esq.

1062 GERMAN of Frankfort-on-the-Main: woman, ætat. 40. I. C. 93.

1063 GERMAN of Tubingen: man, ætat. 40. I. C. 86.

1064 GERMAN of Tubingen: woman, ætat. 40. I. C. 91.

1065 PRUSSIAN of Berlin: man, ætat. 30. I. C. 92.

1066 PRUSSIAN of Berlin: man, ætat. 40. I. C. 80.

For the preceding five skulls of the Germanic or Teutonic

CATALOGUE OF SKULLS.

race, together with Nos. 1187 to 1193, inclusive, I am indebted to Dr. George Engelmann, now of St. Louis, Missouri.

- 1067 Fragments of cranial and other bones of three human skeletons, obtained by Mr. B. M. Norman from mounds in Yucatan. Vide Rambles in Yucatan, page 217.

[Nos. 1068 to 1092, inclusive, skulls of the inferior animals.]

- 1093 GOLAH Negro warrior, ætat. 70. F. A. 77°. I. C. 85.  
Liberia.

- 1094 GOLAH warrior, ætat. 40. F. A. 77°. I. C. 90.

- 1095 PESSAH: man, ætat. 40. F. A. 80°. I. C. 90.

- 1096 PESSAH: man, ætat. 30. F. A. 76°. I. C. 80.

- 1097 PESSAH: man, ætat. 40. F. A. 77°. I. C. 83.

The five preceding skulls are of Negroes killed in the attack on Heddington, in Liberia, A. D. 1840.

- 1098 KROOMAN, ætat. 40. F. A. 79°. I. C. 92.

- 1099 KROOMAN, ætat. 50. F. A. 73°. I. C. 95.

- 1100 DEY: man, ætat. 30. F. A. 79°. I. C. 89.

- 1101 EBOE: man, ætat. 40. F. A. 74°.

- 1102 EBOE: woman, ætat. 30. F. A. 75°. I. C. 71.

The last two were hanged in Liberia for murder.

- 1103 Native AFRICAN: woman, ætat. 25. F. A. 75°. I. C. 65.

The preceding eleven skulls of Native Africans were received A. D. 1842, from Dr. S. M. E. Goheen, for several years physician to the colony of Liberia in Western Africa.

- 1104 PERUVIAN child of 8 years, from Pachacamac. W. A. Foster, Esq.

- 1105 SEMINOLE: man, ætat. 40, F. A. 75°. I. C. 82. Dr. F. M. Robinson, Augusta, Georgia.

MAN.

1106 Natchez INDIAN, moulded by art into a flattened cone.  
Mr. J. Tooley, Jr., of Natchez, 1840. See American  
Journal of Science, for July, 1846.

For further information on this mode of moulding the  
head among the Natchez tribes, see Garulaso de la  
Vega, Hist. de la Florida, Lib. IV. cap. 13; and Crania  
Americana, page 160.



Natchez Indian, No. 1106.

1107 HOTTENTOT: woman, ætat. 35. F. A. 75°. I. C. 68.  
Mr. John Watson, of Cape Town, through Dr. Gavin  
Watson, 1845.

1108 ANGLO-AMERICAN: man. I. C. 95. Dr. C. H. Cameron.

[Nos. 1109 to 1185, inclusive, pertain to the inferior animals.]

1186 MALAY of Borneo: man, ætat. 40. I. C. 89. Hanged  
at Batavia for piracy, A. D. 1826. From Dr. Jones, of  
New Orleans.

1187 GERMAN, of Frankfort-on-the-Main: man, ætat. 50. I. C.  
106.

1188 GERMAN of Tubingen: man, ætat. 30. I. C. 85.



CATALOGUE OF SKULLS.

- 1189 GERMAN of Tübingen: man, ætat. 40. I. C. 78.  
 1190 GERMAN dwarf: female of Tübingen, 20 years of age  
 and three feet in height. I. C. 46.5.  
 1191 GERMAN of Frankfort: man, ætat. 70. I. C. 95.  
 1192 PRUSSIAN of Berlin: woman, ætat. 25. I. C. 82.  
 1193 PRUSSIAN of Berlin: woman, ætat. 20. I. C. 80.

The following sixteen ancient Egyptian crania were obtained from the tombs opened by Prof. Lepsius at the base of the great Pyramid of Ghizeh, and presented to me by Mr. Wm. A. Gliddon, A. D. 1846. See Proceedings of the Academy of Natural Sciences of Philadelphia, November, 1845.

- 1194 EGYPTIAN form: woman, ætat. 16. F. A. 85°. I. C. 83.  
 1195 EGYPTIAN form: man, ætat. 50. F. A. 78°. I. C. 88.  
 1196 EGYPTIAN form, ætat. 30. F. A. 82°. I. C. 80.  
 1197 EGYPTIAN form, ætat. 25. F. A. 78°. I. C. 77.  
 1198 EGYPTIAN form, ætat. 45. F. A. 82°. I. C. 93.  
 1199 EGYPTIAN form: child of ten years. F. A. 91°. I. C. 83.  
 1200 EGYPTIAN form: man, ætat. 30. F. A. 82°. I. C. 77.  
 1201 EGYPTIAN form: child of 6 years.  
 1202 EGYPTIAN form: woman, ætat. 40. F. A. 80°. I. C. 80.  
 1203 EGYPTIAN form, ætat. 60. F. A. 80°. I. C. 79.  
 1204 EGYPTIAN form, ætat. 50. F. A. 79°. I. C. 83.  
 1205 EGYPTIAN form, ætat. 60. I. C. 91.  
 1206 EGYPTIAN form: woman, ætat. 25. F. A. 83°. I. C. 86.  
 1207 EGYPTIAN form: woman, ætat. 20. F. A. 86°. I. C. 76.  
 1208 EGYPTIAN form: woman, ætat. 30. I. C. 86.  
 1209 EGYPTIAN form: man, ætat. 60. F. A. 79°. I. C. 83.  
 1210 SHAWNEE? Indian, of Ohio. Mr. M. S. Weaver.  
 1211 Cranium of a child two months old.  
 1212 Cranium of a child nine months old.  
 1213 Cranium of a child eight months old.  
 1214 YAMASSE? Indian, of Florida: man, ætat. 50.  
 1215 YAMASSE? Indian, of Florida: man, ætat. 60.  
 1216 YAMASSE? Indian, of Florida: man, ætat. 60. I. C. 70.

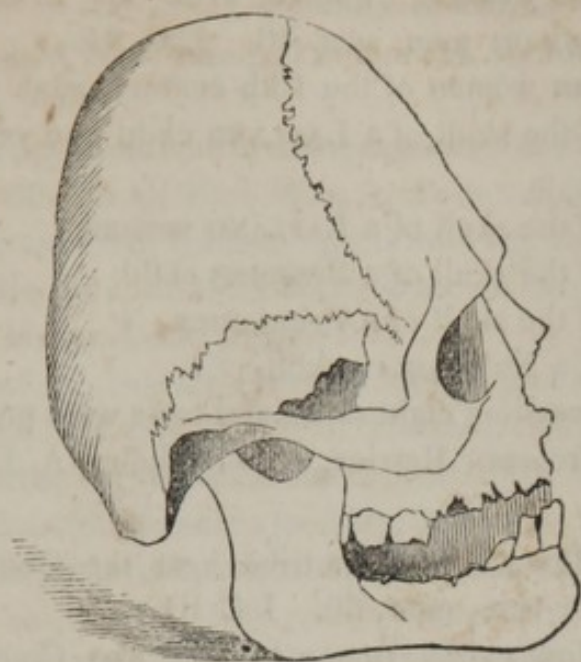
MAN.

The three preceding skulls were obtained from a mound near Tampa, in Florida, by Dr. R. S. Holmes, U. S. A., A. D. 1844. They appear to have lain in the earth upwards of a century. Two of them are perforated by musket balls, and of course date subsequent to European discovery.

- 1217 INDIAN of the Huron? tribe. I. C. 86.
- 1218 HURON Indian: woman, ætat. 40. I. C. 83.  
 These two skulls were taken from a mound near Detroit, by Lt. Meigs, U. S. A., A. D. 1844.
- 1219 NANTICOKE? Indian, from the valley of Wyoming: woman, ætat. 80. I. C. 84. Mr. W. S. Vaux. 1844.
- 1220 MENOMINEE Indian of Michigan. I. C. 88. Mr. Lapham.
- 1221 Ancient PERUVIAN: man, ætat. 60. I. C. 82. From the Huacas of Pisco. William A. Foster, Esq.
- 1222 NATONAKE, a Menominee chief, ætat. 40. I. C. 86. Mr. J. P. Wetherill.
- 1223 MEMPHITE head: Egyptian form. F. A. 82°. Found with No. 1194, &c.
- 1224 Skull of a young native CONGO Negro, remarkable for the absence of the coronal, sagittal and lamdoidal sutures. Dr. David Gilbert. 1844.
- 1225 PERUVIAN of Pachacamac: man, ætat. 50. I. C. 85.
- 1226 Ancient MEXICAN skull, from the cemetery of Santiago de Tlatilolco, near the city of Mexico, in which many thousands of the natives were interred after the brave defence of their city against Cortes. I. C. 79.5. From his Excellency the Baron von Gerolt, A. D. 1845. See Proceedings of the Academy of Natural Sciences for July, 1845.
- 1227 COTONAY (Blackfoot) chief, named the "Bloody Hand," ætat. 50. I. C. 88. Upper Missouri.
- 1228 UPSAROOKA or Crow Indian: man, ætat. 40. Upper Missouri. I. C. 93.
- 1229 UPSAROOKA of the Upper Missouri: man, ætat. 40. I. C. 95.

CATALOGUE OF SKULLS.

- 1230 ASSINABOIN Indian of Missouri: woman, æt. 20. I. C. 85.
- 1231 ASSINABOIN woman, ætat. 18. I. C. 85.  
Nos. 1227 to 1231, inclusive, from J. J. Audubon, Esq.,  
A. D. 1845.
- 1232 PERUVIAN of Pachacamac: woman, ætat. 80. I. C. 68.
- 1233 MIAMI Indian: woman, ætat. 40. I. C. 84. Rev. W. F.  
Ferguson. 1845.
- 1234 MULATTO? man, ætat. 50, with an anchylosed fracture  
and displacement of the left occipital condyle. Dr.  
Edward Hallowell.
- 1235 Ancient EGYPTIAN: Egyptian form, with fine, silk-like  
hair. Memphite necropolis. I. C. 82. Dr. Charles  
Pickering.
- 1236 INDIAN cranium, exhumed near Fort Chartres, Illinois,  
by Dr. Wislizenus. See American Journal of Science  
and Arts for May, 1846.
- 1237 Another INDIAN cranium from the same place, and from  
the same gentleman: woman, ætat. 68. I. C. 81.
- 1238 Mummied head from Egypt. Negroid form; hair long,  
coarse and curling. Dr. C. Pickering. 1845.
- 1239 Mummied head from Egypt. Negroid form? man, ætat.  
50. I. C. 75. Dr. Charles Pickering. 1845.
- 1240 Mummied head from Egypt. Egyptian? form, with long,  
fine hair. Dr. C. Pickering. 1845.
- 1241 PERUVIAN of Pachacamac: man, ætat. 60. I. C. 67.
- 1242 "INDIAN cranium from an ancient town called Chiuchiu,  
or Atacama Baja, situated on the river Loa, at the  
eastern edge of the Desert of Atacama, eight leagues  
from Calamo, and 57 from the Pacific Ocean. Here  
are extensive remains of Indian houses, and a fortress  
built of mud, and loop-holed. The *huaco* or burial  
place is along a terrace of soft sandstone, and the  
bodies are buried in the *sitting posture*."  
From Dr. John Houstoun, of Valparaiso, who obtained  
this and the following skull and presented them with  
the above memorandum:



Indian cranium, No. 1242.

1243 INDIAN cranium, found with the preceding.

Both these heads are elongated upwards in the sugar-loaf form, by pressure applied both back and front. See *Crania Americana*, page 116; Proceedings of the Academy of Natural Sciences, for December, 1845, and *American Journal of Science and Arts*, for July, 1846.

For original sources of information on these singular artificial modifications of the form of the cranium, see CIEZA, *Chronica del Peru*, cap. XXVI, and TORQUEMADA, *Monarquia Indiana*, T. II, p. 581. Fol. Madrid, 1723.

1244 HOTTENTOT skull: woman, ætat. 40. I. C. 75. From Mr. John Watson, of Cape Town, through Dr. Gavin Watson. 1845.

1245 MOZAMBIQUE Negro: man, ætat. 60. I. C. 80. Mr. John Watson through Dr. G. Watson. 1845.

1246 SAC? Indian: man, ætat. 60. I. C. 88. From a cemetery of the Sac and Fox tribe. Dr. Kite. 1845.

CATALOGUE OF SKULLS.

- 1247 SWEDISH Peasant: woman, ætat. 30. I. C. 85.  
1248 LAPLANDER: man, ætat. 40. I. C. 94.  
1249 SWEDISH woman of the 13th century, ætat. 60. I. C. 83.  
1250 Cast of the skull of a LAPLAND child two years of age.

- 1257 Cast of the skull of a LAPLAND woman.  
1258 Cast of the skull of a SWEDISH child.  
1259 Cast of the skull of a FINLANDER.  
1260 Cast of a NORWEGIAN skull.

The preceding eight skulls and casts were presented to me by Professor Retzius, of Stockholm, A. D. 1845.

- 1261 NEW HOLLANDER, of a tribe near the Goulbourn settlement: man, ætat. 60. I. C. 81.  
1262 NEW HOLLANDER, from a tribe of the Goulbourn settlement, killed in an affray with the people of another tribe: woman, ætat. 55. I. C. 75.

The two preceding skulls were sent me by Charles Nicholson, M. D., of Sydney, in Australia, 1845. See Proceedings of the Academy of Natural Sciences, for December, 1845.

- 1263 Cranium of a LENAPE or Delaware Indian: man, ætat. 30. I. C. 80. Dug from an aboriginal cemetery at Richmond, on the Delaware River, about four miles north of Philadelphia, A. D. 1847. The atlas vertebra is anchylosed with the occipital bone. Mr. Isaac Morris.  
1264 LENAPE or Delaware Indian: woman, ætat. 50. I. C. 81. One of those massacred by the whites at the settlement on White River, Indiana. Dr. E. Fussell.  
1266 Embalmed head of the pure Egyptian form. I. C. 77.  
1267 Embalmed head of the Egyptian form.  
1268 Ancient EGYPTIAN. Egyptian form: man, ætat. 60. I. C. 78.

MAN.

The preceding three heads were found in a tomb at the base of the Great Pyramid of Gizeh, and presented to me by Mr. Wm. A. Gliddon, A. D. 1847.

- 1269 PERUVIAN, from the ancient cemetery at Pisco: woman, ætat. 60. I. C. 72. Wm. A. Foster, Esq. 1847.
- 1270 INDIAN cranium, thrown out in making the fortifications at Detroit, A. D. 1844. Woman, ætat. 40. From Lt. Meigs, U. S. Army.
- 1271 Skull of an INDIAN obtained from a mound about three miles from the mouth of Huron River, Ohio, by Mr. Charles W. Atwater: man, ætat. 60. See American Journal of Science, for July, 1846.
- 1272 Skull of a woman, ætat. 50. Found with the preceding.

The following highly interesting series of crania, ten in number, (1275 to 1284, inclusive,) was sent me by my friend William A. Foster, Esq., now of Lima, who obtained them from the celebrated Peruvian cemetery at Arica. "This cemetery," he observes, "lies on the face of a sand-hill, sloping towards the sea. The extent of surface occupied by these tombs, as far as we explored, I should say was five or six acres. In many of the tombs three or four bodies were found clustered together, always in the *sitting posture*, and wrapped in three or four thicknesses of cloth, and a mat thrown over all. Each one has about the person a pouch or bag, an ear or two of maize, fruit of some kind, and not unfrequently a drinking vessel." Lima, December 17, 1845.

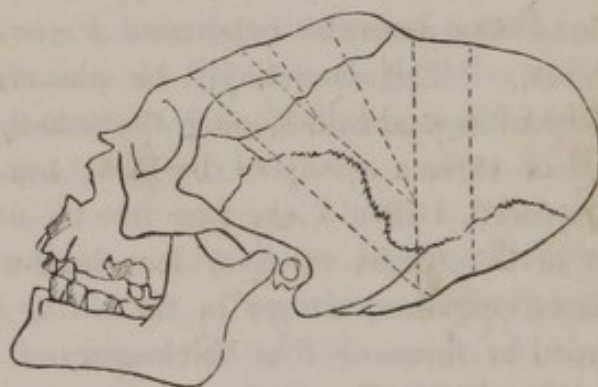
See Proceedings of the Academy of Natural Sciences, for April, 1846; and American Journal of Science, for July, 1846.

- 1275 Cranium of a child, partially compressed and elongated.
- 1276 Cranium of a child about four years old: natural form.

CATALOGUE OF SKULLS.

1277 Skull of a man, ætat. 65, remarkably altered by art into the elongated, symmetrical form. I. C. 69.

The annexed wood-cut shows the course of the bandages used in obtaining this singular modification of the cranium. The forehead was pressed downwards and backwards by a compress probably of folded cloth. To keep it in its place, a bandage was carried over it from the base of the occiput and thence across the forehead. To confine the lateral portions of the skull, and in order to produce the symmetrically elongated form, the same bandage was continued over the top of the head, immediately behind the coronal suture, probably with an intervening compress; and the bandaging was repeated upon these parts until they were immovably confined in the desired position; thus permitting the head to expand only in the posterior direction. See my Illustrated System of Human Anatomy, p. 90.



Peruvian skull, No. 1277.

1278 Skull of a man, ætat. 50, of similar form to the preceding, but in less degree. I. C. 85.

1279 Man, of the same configuration as 1277: ætat. 40. I. C. 87.

1280 PERUVIAN, conformation same as the last: woman, ætat. 50. I. C. 70.

1281 PERUVIAN skull moulded in the same manner as the last: woman, ætat. 20.

MAN.

- 1282 PERUVIAN head, same form as the preceding: ætat. 50.  
I. C. 87.
- 1283 PERUVIAN head, same form as the preceding: man, ætat.  
65. I. C. 75.
- 1284 PERUVIAN, same form as the preceding, but wants the face.
- 1285 CHEROKEE, from a mound in South Carolina. I. C. 96.  
Dr. Hardy, of Ashville, North Carolina.
- 1286 SEMINOLE Indian, of Florida: woman, ætat. 40. I. C. 72.  
James Couper, M. D. 1848.
- 1287 INDIAN skull from a mound at Chillicothe, Ohio. I. C. 90.  
Dr. E. H. Davis and Mr. Squier. 1846.
- 1288 INDIAN cranium. Found with the preceding. Man of 60.  
I. C. 86. Dr. E. H. Davis and Mr. E. G. Squier.  
1846.
- 1289 NATIVE of New Holland: man, ætat. 60. I. C. 65.  
From J. W. Wilton, Esq., Gloucester, England. 1846.
- 1290 Ancient EGYPTIAN, from a tomb at Thebes. Egyptian  
form. I. C. 82.
- 1291 Embalmed head from Memphis. Egyptian form: girl of 14.
- 1292 Embalmed EGYPTIAN from Maabdeh. Egyptian form:  
woman, ætat. 40, with long, fine hair.
- 1293 Embalmed head from Thebes. Egyptian form: woman,  
ætat. 40, with long, fine hair.
- 1294 Embalmed head from the Grottoes of Maabdeh. Negroid  
form (mixed Negro and Egyptian) with short frizzled  
hair: man, ætat. 50.
- 1295 Embalmed head of an infant at birth. From Thebes.  
Nos. 1290 to 1295, inclusive, were presented by A. C.  
Harris, Esq., of Alexandria, in Egypt, A. D. 1846.
- 1296 Cranium of an embalmed body taken by Mr. Fresnel,  
A. D. 1839, from one of the *hypogea* called *Maghair-  
Shudyb*, or *Grottoes of Jethro*, in Midian, east of the  
Gulf of Akaba, in Arabia Petræa. M. Fresnel, through  
Mr. Gliddon.
- 1297 CHEROKEE: man, ætat. 50. I. C. 84. From South  
Carolina. Dr. Hardy.



CATALOGUE OF SKULLS.

- 1299 Cast in plaster of a bas-relief SEMITIC head brought by M. Botta from the ruins of Khorsabad. G. R. Gliddon, Esq. 1846.
- 1300 KANAKA, or Native of the Sandwich Islands: man, ætat. 40. I. C. 82. Lt. I. G. Strain, U. S. N. 1846.
- 1306 HOVAH? of Madagascar: man, ætat. 25. I. C. 82. Lt. I. G. Strain, U. S. N.
- 1307 HOVAH? of Madagascar: man, ætat. 40. I. C. 83. Lt. I. G. Strain, U. S. N.
- These two skulls conform rather to the Hindu type.
- 1308 Head of a KANAKA or Sandwich Islander: woman? ætat. 30. Dr. Gibbon.
- 1309 HINDU: man, ætat. 40. I. C. 84. Dr. James Mease.
- 1310 HINDU: woman, ætat. 30. I. C. 74. Dr. James Mease.
- 1311 HINDU: man, ætat. 50. I. C. 78. Dr. James Mease.
- 1312 HINDU: woman, ætat. 40. I. C. 73. Dr. James Mease.
- 1313 PAMES Mexican: woman, ætat. 30. I. C. 81. From the village of San Lorenzo, near the city of Mexico. W. S. Parrott, Esq.
- 1314 Ancient MEXICAN chief, exhumed, together with various aboriginal arms and utensils, from the Cerro de Quesilas, near the city of Mexico, and brought from thence by the Hon. J. R. Poinsett, U. S. Minister to Mexico. F. A. 72°. I. C. 86. See *Crania Americana*, plate 14, and page 152.
- 1315 Skull of an aboriginal AMERICAN, found in a cave at Golconda, Illinois: woman, ætat. 40. I. C. 81. Dr. R. Harlan.
- 1316 MALAY child: Island of Gee Foo. H. Piddington, Esq.  
The preceding nine skulls, 1308 to 1316, inclusive, were received in exchange from the Academy of Natural Sciences, February 23, 1847.
- 1317 Head of an ancient EGYPTIAN. Egyptian form: woman, ætat. 50, from a tomb at the base of the Great Pyramid. Dr. Charles Hufnagle. 1848.

- 1319 Skull of John Voorhees, a Mulatto porter, born in Chester county, Pennsylvania, and died of consumption in the Blockley Hospital, November 5, 1846, aged 35 years. About an hour before his death, he called the nurse to him, and confessed as follows: That eighteen or twenty years before, having a hatred against another boy of his own color, two years younger than himself, he strangled and killed him. After committing the murder he became alarmed, and placed the dead body in a chair near the window, hoping to revive it. He then fled; and not having been seen to enter the house was never suspected of the murder; and the boy, being found dead in the chair, was supposed to have died of apoplexy. I have these facts and the skull from my friend Dr. Adolphus L. Heerman.
- 1320 NEGRESS of South Carolina, ætat. 30. I. C. 73. Dr. Hardy.
- 1321 Cast of the skull of a NEGRO, remarkable for the flatness of the lateral or temporal regions, and for a grooved surface over the posterior part of the coronal suture, and deep depressions which supply the place of the parietal protuberances. Dr. J. Wyman, of Boston. See Nos. 444, 893, and 1290.
- 1322 Young POTAWATOMIE warrior, who killed the Miami chief Majinnik, on the Wabash River, A. D. 1841, for which he was himself slain by the Miamis: ætat. 20. I. C. 79. Dr. Edwin Fussell.
- 1323 The skull of Vicente Rivaz, an Otomie Cazique of the pure MEXICAN race, born and died in the village of San Pedro Flaxcoapan, in the department of Tula, 20 leagues from the city of Mexico. He lived to be 80 years of age, and was remarkable for his literary attainments and amiable disposition. Sent me by Senor Don Jose Gomez de la Catina, of the city of Mexico, A. D. 1848, through Dr. Henderson, U. S. A. I. C. 72.

CATALOGUE OF SKULLS.

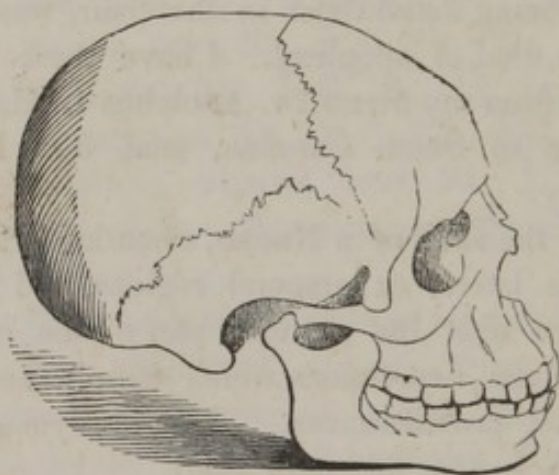
1324 Head of a NEW ZEALAND chief, embalmed according to the custom of those Islanders.

1325 Head of a NEW ZEALANDER, prepared in the same manner as No. 1324.

1326 PERUVIAN from the ancient cemetery at Pisco: man, ætat. 50. I. C. 75. Mr. W. A. Foster.

1327 AUSTRALIAN of Port St. Philip, New South Wales.

This man, whose name was Durabub, was killed in a fray after having himself killed two savages of a hostile tribe, A. D. 1841. His skull is the nearest approach to the Orang type that I have seen. Ætat. 40. I. C. 81.



Australian, No. 1327.

1328 Native AUSTRALIAN boy, about 16 years old, native of Port St. Philip, at which place he was hanged for murder. I. C. 82.

1329 HINDU fanatic, from Juggernaut: woman, ætat. 25. I. C. 86.

1330 Sunboo-sing, a HINDU of the Brahmin caste, hanged at Calcutta for murder, December, 1840. Ætat. 40. I. C. 91.

1331 HINDU fanatic from Juggernaut, A. D. 1839: a beautiful head. Man, ætat. 40. I. C. 87.

1332 Gunga-Govind: HINDU, ætat. 40. I. C. 86.

MAN.

- 1333 **AFFGHAN** boy, about 16 years of age, killed at Jugdalluk during the memorable massacre of the 44th English regiment, A. D. 1845.
- 1334 **SEPOY**, or Hindu soldier, with cicatrised fracture and depression of the right frontal, malar and superior maxillary bones. Ætat. 40. I. C. 86.
- 1335 **HINDU** from the hospital of Calcutta, with syphilitic perforating ulcers of the cranium. Man, ætat. 60. I. C. 81.
- 1336 **CHINESE**, hanged at Singapore for piracy, A. D. 1845. Man, ætat. 40. I. C. 98. The face in this instance conforms in every respect to the Mangolian type, but the cranium is one of the most beautiful I have ever seen among any race or nation.
- 1337 **MALAYAN**, hanged at Singapore for piracy, A. D. 1845. Man, ætat. 40. I. C. 96.
- The preceding eleven skulls, Nos. 1327 to 1337, inclusive, were procured in Calcutta by my friend Dr. Charles Huffnagle, and by him presented to me, A. D. 1847.
- 1338 **MALAY** of Amboyna; Saparoua: man, ætat. 30. I. C. 73.
- 1339 **MALAYAN** of Madura: man, ætat. 30. I. C. 96.
- 1340 **MALAYAN** of Makassar: man, ætat. 40. I. C. 77.
- 1341 **JAVANESE** Malay: man, ætat. 35. I. C. 83.
- 1342 **MALAYO-CHINESE** of the Island of Java: man, ætat. 30. I. C. 84.
- 1343 **TASMANIAN** of Van Dieman's land? Negro of the Indian Archipelago: Oceanic Negro, ætat. 35. I. C. 76.
- 1344 **HINDU** of Bengal: man, ætat. 30. I. C. 75.
- The preceding seven crania, 1338 to 1344, inclusive, were brought from India by Dr. Mead, and presented to me on his behalf by Dr. John Watson, of New York, 1847.

CATALOGUE OF SKULLS.

- 1345 Skull of a chief of the LIPAN tribe of Indians, killed in a skirmish with Col. Doniphan's legion, on the 5th of May, 1847, at Poyo, near Parsos, in New Mexico. Man, ætat. 40. I. C. 84. This skull was procured and presented by Dr. A. Wislizenus, of St. Louis, Missouri.
- 1346 Skull, supposed to be of an ancient tribe of LIPAN Indians, from the celebrated sepulchral cavern of Bolson de Massimi, between San Sebastian and San Lorezo, in the State of Durango, New Mexico. Man, ætat. 50. I. C. 99. Obtained and presented by Dr. A. Wislizenus, of St. Louis, Missouri, A. D. 1847.
- 1347 Head of a young MEXICAN sergeant, killed at the battle of Buena Vista, in New Mexico, May, 1847. An example of natural desiccation. Dr. R. H. Holmes, U. S. A.
- 1348 PERUVIAN skull, artificially elongated upwards and backwards: man, ætat. 50. I. C. 66. Dr. Dickeson.
- 1349 Skull of a CHINOUK child of six years old, flattened by art. From Port Discovery, Straits of Fuca. Dr. Wm. Maxwell Wood, U. S. N. 1847.
- 1350 Entire desiccated body of a CHENOUK infant aged about two years. The head is greatly flattened by artificial processes. From Dr. Wm. Maxwell Wood, U. S. N. 1847.
- 1351 Skull of a HOTTENTOT woman, ætat. 25. I. C. 83. Sent me by Mr. John Watson, of Cape-Town, through Dr. Gavin Watson. 1848.
- 1352 Ancient PHENICIAN?

I received this highly interesting relic from M. F. Fresnel, the distinguished French archæologist and traveller, with the following memorandum, A. D. 1847:

“Crane provenant des caves sépulchrales de Ben-Djemma, dans l'île de Malte. Ce crane parait avoir appartenu à un individu de la race qui, dans les temps

MAN.

les plus anciens, occupait la côte septentrionale de l'Afrique, et les îles adjacentes."

- 1353 Cast of a singularly deformed MEXICAN skull. Prof. Andreas Retzius, of Stockholm.
- 1354 Cast of the skull of a young GREEK. Prof. Retzius.
- 1355 Cast of the skull of a young BURAT-MONGOL. Prof. Retzius.
- 1356 Cast of the skull of one of the ancient CELTIC race of Ireland. Prof. Retzius.
- 1357 Cast of the skull of a PATAGONIAN. Prof. Retzius.
- 1358 KAFFER skull: man, ætat. 50. I. C. 80. From Mr. John Watson, of Cape Town, through Dr. Gavin Watson.
- 1359 Cast of the head of a PUELCHÉ girl of Patagonia. Prof. Retzius.
- 1360 Cast of a CAFFER skull. Prof. Retzius.
- 1361 Cast of the skull of an ABYSSINIAN woman. Prof. Retzius.
- 1362 Cast of the skull of an ancient CIMBRIAN, from the Danish Island of Moen. Prof. Retzius.

The following six crania were obtained at the ancient Peruvian cemetery at Arica, by my friend and former pupil Dr. S. J. Oakford, A. D. 1847.

- 1363 PERUVIAN skull from the cemetery at Arica: man, ætat. 70. Artificially elongated and symmetrical. I. C. 71.
- 1364 Female PERUVIAN cranium from Arica; elongated by art. Ætat. 60. I. C. 74.
- 1365 Elongated skull of a PERUVIAN: man, ætat. 50. I. C. 76. From Arica.
- 1366 PERUVIAN, artificially elongated: man, ætat. 70. I. C. 101. From Arica.
- 1367 Elongated PERUVIAN skull from Arica; man, ætat. 40. I. C. 76.
- 1368 PERUVIAN female head, artificially elongated: ætat. 60. I. C. 78. From Arica.

CATALOGUE OF SKULLS.

- 1369 PERUVIAN from the Huacas of Pisco: woman, ætat. 80.  
I. C. 71.
- 1370 Ancient PERUVIAN from Pisco: man, ætat. 60. I. C. 80.
- 1371 Ancient PERUVIAN from Pisco: man, ætat. 60. I. C. 77.
- 1372 Ancient PERUVIAN from Pisco: woman, ætat. 40.
- 1373 Ancient PERUVIAN from Pisco: man, ætat. 60. I. C. 77.
- 1374 Ancient PERUVIAN from Pisco; forehead compressed:  
man, ætat. 50. I. C. 74.
- 1375 PERUVIAN child of six years old. Pisco.
- 1376 PERUVIAN child eight years of age. Head elongated in  
the upward direction. Pisco.

[Nos. 1377 to 1405, inclusive, skulls of inferior animals.]

- 1406 PERUVIAN from Pisco: man, ætat. 35. I. C. 72.
- 1407 PERUVIAN from Pisco: man, ætat. 60. I. C. 77.
- 1408 PERUVIAN from Pisco: man, ætat. 45. I. C. 81.
- 1409 PERUVIAN from Pisco: woman, ætat. 25. I. C. 70.
- 1410 PERUVIAN from Pisco: man, ætat. 40. I. C. 73.
- 1411 PERUVIAN from Pisco: man, ætat. 50. I. C. 89.
- 1412 PERUVIAN from Pisco: man, ætat. 70. I. C. 88.
- 1413 PERUVIAN from Pisco: man, ætat. 60.
- 1414 PERUVIAN from Pisco.
- 1415 PERUVIAN from Pisco; child of twelve years.
- 1416 PERUVIAN from Pisco: man, ætat. 50. I. C. 73.
- 1417 PERUVIAN from Pisco: man, ætat. 70.
- 1418 PERUVIAN from Pisco: woman, ætat. 50. I. C. 64.
- 1419 PERUVIAN from Pisco: woman, ætat. 25. I. C. 62.
- 1420 PERUVIAN from Pisco; conical form: man, ætat. 55.  
I. C. 76.
- 1421 PERUVIAN from Pisco: man, ætat. 50. I. C. 81.
- 1422 PERUVIAN from Pisco: woman, ætat. 80. I. C. 77. Atlas  
anched to the cranium. See also Nos. 1263 and  
1456.
- 1423 PERUVIAN from Pisco: child of two years.

MAN.

- 1424 PERUVIAN from Pisco: man, ætat. 70. I. C. 60. Skull compressed, with frontal suture.
- 1425 PERUVIAN from Pisco: ætat. 40. I. C. 72. Much compressed.
- 1426 PERUVIAN from Pisco: man, ætat. 60. I. C. 85. Conical form.
- 1427 PERUVIAN from Pisco: man, ætat. 70. I. C. 77. Conical form.
- 1428 PERUVIAN from Pisco: man, ætat. 40.
- 1429 PERUVIAN from Pisco: woman, ætat. 70. I. C. 71.
- 1430 PERUVIAN from Pisco: a child of 8 years. Head compressed.
- 1431 PERUVIAN from Pisco: boy, ætat. 17. I. C. 66. Conical form.
- 1432 PERUVIAN from Pisco: woman, ætat. 35. I. C. 74. Conical form.
- 1433 PERUVIAN from Pisco: child of seven years.
- 1434 PERUVIAN from Pisco: woman, ætat. 40. I. C. 75. Much compressed.
- 1435 PERUVIAN from Pisco: woman, ætat. 60. I. C. 66. Conical form.
- 1436 PERUVIAN from Pisco: man, ætat. 50. I. C. 76. Strongly resembles a Malay skull.
- 1437 PERUVIAN from Pisco: woman, ætat. 70. I. C. 74.
- 1438 PERUVIAN from Pisco: woman, ætat. 55. I. C. 72.
- 1439 PERUVIAN from Pisco: woman, ætat. 50. I. C. 69.
- 1440 PERUVIAN from Pisco: man, ætat. 60. I. C. 84.
- 1441 PERUVIAN from Pisco: child of 8 years. Conical form.
- 1442 PERUVIAN from Pisco: woman, ætat. 35. I. C. 72.
- 1443 PERUVIAN from Pisco: man, ætat. 50. I. C. 73.
- 1444 PERUVIAN from Pisco: woman, ætat. 40. I. C. 66.
- 1445 PERUVIAN from Pisco: woman, ætat. 80.

For the preceding series of Peruvian crania from Pisco,  
I am indebted to my friend Wm. A. Foster, Esq.,



CATALOGUE OF SKULLS.

formerly of this city, and now resident of Lima, who accompanied them with the following memorandum:

“These skulls were all collected from the surface of three or four *huacas* (tumuli) within a short distance, perhaps a couple of miles of each other, having been disturbed and left lying there by previous diggers; that is, by the common people of the country, who are full of notions about buried treasure. All the *huacas* I saw were evidently those of the poorer classes.

“The whole country around Pisco is covered with Indian remains. It is a rich valley, with a small stream running through it, and has every appearance of having been thickly populated and well and extensively cultivated.”

- 1446 INDIAN of the Trucky? tribe, of the Shoshoné nation: man, ætat. 40. I. C. 85. Obtained on the Trucky River, in the California mountains, by Capt. Fremont, A. D. 1845.
- 1447 SHOSHONE or Root-digger nation, from the mountains of Salmon trout River. Woman, ætat. 40. I. C. 75. Capt. Fremont.
- 1448 From the eastern slope of the Sierra Nevada, and does not pertain to any tribe of the Shoshonés: man, ætat. 60. I. C. 91. Capt. Fremont.
- 1449 SHOSHONE woman, ætat. 40. I. C. 72. Capt. Fremont, through Mr. Edward M. Kern.

The following three native Australian skulls were presented to me A. D. 1849, by Dr. Charles Nicholson, of Sydney, New South Wales.

- 1450 AUSTRALIAN woman, ætat. 40. I. C. 71.
- 1451 Native AUSTRALIAN man, from Mount Abrupt, in the Australian Grampians. Ætat. 50. I. C. 83.
- 1452 Native AUSTRALIAN woman, ætat. 40. I. C. 63.
- 1453 PERUVIAN child, of nine years. Pachacamac.

MAN.

1455 Skull flattened by art: man, ætat. 50. I. C. 70. Taken from a mound in Florida. From Dr. Isaac Hulse, U. S. N., from whom I also received the following memorandum, A. D. 1849:

“This skull was exhumed from a mound, the apex of which is about thirty feet above the ground in its vicinity. The locality is Baldwin county, Alabama, near Bear Point, on the west side of the Bay of Perdido, and about two or three miles north of the shore of the Gulf of Mexico. Near the apex of the mound there stood a live oak tree, supposed to be more than 100 years old. Near the foot of this live oak the party made their excavations, and a few feet below the surface they found the skull which I have had the happiness to place among your collection. The skull was covered with a hollow demi-sphere of pottery, composed of clay and shell, well burned. Upon the convex surface were sketched two whales, rather rudely, but sufficiently well to be recognizable.”

For the following series of Peruvian skulls, 1456 to 1509, I am indebted to my friend Wm. A. Foster, Esq.

1456 PERUVIAN. Pachacamac:\* man, ætat. 70. I. C. 79. The atlas is ankylosed to the occiput.

1457 PERUVIAN. Pachacamac. Remarkable for the number of ossa triquetra. Girl of 16. I. C. 69.

1458 PERUVIAN. Pachacamac: woman, ætat. 25. I. C. 67.

1459 PERUVIAN. Pachacamac: man, ætat. 60. I. C. 68.

1460 PERUVIAN. Pachacamac: woman, ætat. 40.

1461 PERUVIAN. Pachacamac: woman, ætat. 80. I. C. 64.

1462 PERUVIAN. Pachacamac: woman, ætat. 45. I. C. 75.

1463 PERUVIAN child of four years. Pachacamac.

\* Pachacamac, or the Temple of the Sun, near Lima, in Peru. See No. 75.

CATALOGUE OF SKULLS.

- 1464 PERUVIAN. Pachacamac: woman, ætat. 60. I. C. 64.  
 1465 PERUVIAN. Pachacamac: woman, ætat. 35. I. C. 66.  
 1466 PERUVIAN child of five years. Pachacamac.  
 1467 PERUVIAN child of four years. Remarkable for the fulness  
 of the occipital region. Pachacamac.  
 1468 PERUVIAN child of eight years. Pachacamac.  
 1469 PERUVIAN child of eight years. Pachacamac.  
 1470 PERUVIAN. Pachacamac: man, ætat. 50. I. C. 82.  
 1471 PERUVIAN. Pachacamac: woman. I. C. 72.  
 1472 PERUVIAN: man, ætat. 60. I. C. 77.  
 1473 PERUVIAN. Pachacamac; man, ætat. 55. I. C. 83.  
 1474 PERUVIAN. Pachacamac: man, ætat. 50.  
 1475 PERUVIAN: man, ætat. 60. I. C. 81. Pachacamac.  
 1476 PERUVIAN. Pachacamac: woman, ætat. 70.  
 1477 PERUVIAN. Pachacamac: woman, ætat. 60. I. C. 74.  
 1478 PERUVIAN. Pachacamac: man, ætat. 40. I. C. 83.  
 1479 PERUVIAN. Pachacamac.  
 1480 PERUVIAN: woman, ætat. 16. I. C. 78. Pachacamac.  
 1481 PERUVIAN: man, ætat. 80. I. C. 81. Pachacamac.  
 1482 PERUVIAN: man, ætat. 50. I. C. 82. Pachacamac.  
 1483 PERUVIAN. Pachacamac: man, ætat. 40.  
 1484 PERUVIAN from Pisco: man, ætat. 50.  
 1485 PERUVIAN from Pisco: woman, ætat. 40.
- 1489 PERUVIAN: woman, ætat. 16. I. C. 77. Pachacamac.  
 1490 PERUVIAN: man, ætat. 80. I. C. 78. Pachacamac.  
 1491 PERUVIAN. Pachacamac: woman, ætat. 70. I. C. 77.  
 1492 PERUVIAN child of six years. Pachacamac.  
 1493 PERUVIAN child of twelve years. Pachacamac.  
 1494 PERUVIAN: woman, ætat. 16. I. C. 69. Pachacamac.  
 1495 PERUVIAN: man, ætat. 50. I. C. 73. Pachacamac.  
 1496 PERUVIAN from Pachacamac: man, ætat. 40. I. C. 75.  
 1497 PERUVIAN child of four years. Pachacamac.  
 1498 PERUVIAN. Pachacamac: woman, ætat. 40.  
 1499 PERUVIAN. Pachacamac: man, ætat. 45. I. C. 75.  
 1500 PERUVIAN. Pachacamac: woman, ætat. 60. I. C. 69.

MAN.

- 1501 PERUVIAN. Pachacamac: man, ætat. 60. I. C. 74.  
 1502 PERUVIAN. Pachacamac: woman, ætat. 30. I. C. 83.  
 1503 PERUVIAN. Pachacamac: woman, ætat. 45. I. C. 70.  
 1504 PERUVIAN. Pachacamac: man, ætat. 70. I. C. 77.  
 1505 PERUVIAN. Pachacamac: woman, ætat. 70.  
 1506 PERUVIAN. Pachacamac: man, ætat. 40. I. C. 66.  
 1507 PERUVIAN. Pachacamac: woman, ætat. 20. I. C. 75.  
 1508 PERUVIAN. Pachacamac: woman, ætat. 50. I. C. 72.  
 1509 PERUVIAN. Pachacamac: man, ætat. 70. I. C. 76.  
 1510 INDIAN skull: man, ætat. 50. I. C. 89. Taken from an ancient mound in Illinois by Dr. Lippincott, of Chandler-ville, in that State, and presented to me through Dr. R. S. Holmes. 1849.  
 1511 INDIAN cranium, found with the preceding, and also presented by Dr. Lippincott. Man, ætat. 70. I. C. 80.  
 1512 Aboriginal AMERICAN; a very remarkable head, found by Dr. Davis and Mr. Squier in a mound in the Scioto Valley, Ohio, and described and figured by them in their "Ancient Monuments of the Mississippi Valley," Pl. XLVII. and XLVIII. This is, perhaps, the most admirably-formed head of the American race hitherto discovered. It possesses the national characteristics in perfection, as seen in the elevated vertex, flattened occiput, great interparietal diameter, ponderous bony structure, salient nose, large jaws and broad face. It is the perfect type of Indian conformation, to which the skulls of all the tribes from Cape Horn to Canada more or less approximate. Similar forms are common in the Peruvian tombs, and have the occiput, as in this instance, so flattened and vertical as to give the idea of artificial compression; yet this is only an exaggeration of the natural form, caused by the pressure of the *cradle-board* in common use among the American nations. Dr. E. H. Davis and E. G. Squier, Esq.

Faint, illegible text, possibly bleed-through from the reverse side of the page. The text is too light to transcribe accurately.

# INFERIOR ANIMALS.

## MAMMALIA.

- 200 *Sus scrofa*. Wild hog of Senegal.  
201 *Delphinus delphis*. Dolphin.  
202 *Felis concolor*. South Carolina.  
203 Same? Columbia River.  
204 *Felis canadensis*. South Carolina.  
205 *Felis domesticus*.  
206 *Simia* —. Ring-tail monkey.  
207 *Simia Sai?* South America.  
208 *Simia* —.  
209 *Didelphis americana*. Opossum.  
210 *Geomys bursarius*. Pouched rat.  
211 *Arvicola pennsylvanica*  
212 *Manatus latirostris*. Florida.  
213 *Fiber zibethicus*. Muskrat.  
214 *Arctomys monax*. Ground-hog.  
215 *Procyon lotor*. Raccoon.  
216 *Lepus americanus*. Rabbit.  
217 *Lepus cuniculus*. English rabbit.  
218 *Memphitis americana*. Skunk.  
219 *Mustela vison*. Mink.  
220 *Sciurus striatus*.  
221 *Pteromys volucella*.  
222 *Sciurus hudsonius*.  
223 *Sciurus carolinensis*.  
224 *Cervus americanus*.  
225 *Ovis aries*. Domestic sheep.  
226 *Canis familiaris*. *Var.* Bull dog.  
227 *Canis familiaris*. *Var.* Setter bitch.  
228 *Canis familiaris*. *Var.* Setter dog.  
229 *Canis fulvus*. American red fox.  
230 *Canis aureus*. Jackal. Bengal.  
231 *Canis latrans*. Prairie wolf. Ark.  
232 *Canis cinereo-argenteus*. Gray fox. Arkansas.  
233 *Ursus americanus*.  
234 *Didelphis americana*.  
235 *Simia* —.  
236 *Simia Sai?* South America.  
237 *Delphinus delphis*. Indian Ocean.  
238 *Ursus Americanus*.  
239 *Didelphis cancrivora*. Surinam.  
240 *Histrix insidiosa*. Brazilian Porcupine.  
241 *Sus scrofa*. Common hog.  
242 *Dicotyle torquatus*. Mexico.  
243 *Arctomys ludovicianus*. Prairie marmot.  
244 *Mus musculus*. Mouse.  
245 *Mus decumanus*. Norway rat.  
246 *Tarsius spectrum*. Manilla.  
247 *Myrmecophaga didactyla*. Two-toed ant-eater. Surinam.  
248 *Simia midas*. Guiana.  
249 *Chloromys acuchi*. Cavy. Surinam  
250 *Felis* —. Surinam.  
277 *Ursus americanus*. Bear.  
281 *Meles labradoria*. Badger. Oregon.  
342 *Canis lupus*. Wolf. Ohio.  
343 *Sus babiroussa*.  
344 *Felis chalybeata*. Bengal.  
345 *Hyæna vulgaris*. Bengal.  
346 *Lepus palustris?* South Carolina.  
347 *Mus rattus*. Black rat. Penn.  
348 *Lutra braziliensis*. Otter. S. C.  
360 *Manatus latirostris*. Florida.  
365 *Manatus latirostris*.  
369 *Canis familiaris*. *Var.* Pointer.  
370 *Lepus* —. South Carolina.  
371 *Canis cinereo-argenteus*. *Var.*

CATALOGUE OF SKULLS.

- 372 *Sciurus carolinensis*. S. Carolina.  
 373 *Felis canadensis*. Wild cat.  
 374 *Delphinus delphis*.  
 375 *Canis cinereo-argenteus*. Gray fox.  
 376 *Simia* ——. Borneo.  
 377 *Simia* ——. Java.  
 378 *Simia* ——. Java.  
 379 *Bos taurus*. Calf.  
 380 *Dicotyle torquatus*. Mexico.  
 381 *Sciurus carolinensis*? Black *Var.*  
 New York.  
 382 *Simia* ——.   
 384 *Dysapus* ——. Armadillo. Brazil.  
 385 *Sciurus capistratus*. Fox squirrel.  
 386 *Chloromys acuchi*? Cavy. Surinam.  
 387 *Didelphis* ——. Surinam.  
 388 *Dysapus* ——. Armadillo. South America.  
 389 *Arvicola riparius*. Marsh campagnole.  
 390 *Scalops canadensis*. Mole.  
 391 *Equus caballus*. Horse.  
 392 *Felis tigris*. Tiger. India.  
 393 *Lepus cuniculus*. Rabbit.  
 394 *Simia* ——. Burmese monkey.  
 395 *Vespertilio novæboracensis*.  
 396 *Mus leucopus*. Pennsylvania.  
 397 *Mustela erminea*. Weazel. Penn.  
 398 *Sciurus niger*.  
 399 *Condylura cristata*.  
 463 *Castor fiber*. Beaver. Oregon.  
 464 *Sciurus minimus*. Bachman. Oregon.  
 465 *Mustela subulata*. Oregon.  
 466 *Vespertilio* ——. Oregon.  
 467 *Plecotus Townsendi*. (Cooper.) Oregon.  
 468 *Tamias Townsendi*. (Bachman.) Oregon.  
 469 *Mus leucopus*? Oregon.  
 470 *Sciurus Douglasii*. Bachman. Oregon.  
 471 *Ursus americanus*. Oregon.  
 472 *Felis tigris*. Java.  
 510 *Troglodytes niger*. Liberia.  
 511 *Chloromys* ——. Mexico.  
 512 *Canis lupus*. Wolf. Penn.  
 513 *Lepus timidus*. Hare.  
 514 *Mustela* ——. Near Philadelphia.  
 515 *Cervus coronatus*? Californian moose.  
 516 *Neotoma Drummondi*. Oregon.  
 528 *Felis hudsonius*. Oregon.  
 529 *Felis concolor*? Oregon.  
 530 *Meles labradoria*. Oregon.  
 531 *Canis* ——. Wolf. Oregon.  
 532 *Canis* ——. Wolf. Oregon.  
 533 *Cervus* ——. Oregon.  
 534 *Cervus* ——. Oregon.  
 535 *Canis* ——. Oregon.  
 536 *Canis* ——. Fox of Chili.  
 537 *Lepus* ——. Oregon.  
 538 *Lepus* ——. Oregon.  
 583 *Chloromys acuchi*? Mexico.  
 584 *Simia* ——. Western Africa.  
 585 *Simia sylvana*. Barbary ape.  
 586 *Ovis aries*. Ram.  
 587 *Simia* ——.   
 588 *Vespertilio* ——. A desiccated bat, found in a Nubian skull.  
 589 *Felis domesticus*. *Var.*  
 590 *Canis fulvus*. American red fox.  
 617 *Camelus dromedarius*. Egyptian camel.  
 618 *Ovis aries*. Common sheep.  
 619 *Canis vulpes*. English red fox.  
 620 *Meles europæa*. Badger.  
 621 *Sciurus vulgaris*.  
 622 *Mustela vulgaris*. European weazel.  
 624 *Lepus americanus*. *Var.* Penn.  
 625 *Felis rufa*? *Lynx*. S. Carolina.  
 626 *Canis lupus*. Ohio.  
 627 *Troglodytes niger*. Adult.  
 628 *Dysapus* ——. Brazil.  
 629 *Cælogenyx* ——. Brazil.  
 661 *Vespertilio carolinensis*.  
 662 *Sorex Dekayi*. Penn.  
 663 *Canis familiaris*. *Var.* Greyhound.  
 664 *Rhinoceros indicus*.  
 665 *Bos taurus*. Hornless domestic cow  
 666 *Vespertilio novæboracensis*.  
 667 Skull of a mummied "Apis." *Bos taurus*. From Saccara.  
 668 Mummied sacred ram. (*Ovis aries*.)  
 669 Same as No. 668.  
 670 *Canis familiaris*. *Var.* Embalmed Egyptian dog. Saccara mummy-pits.  
 671 Antelope tao. Nubian Oryx. Kordofan.  
 672 *Mangusta ichneumon*. A mummied head from Koum Ombos.  
 673 Skull of an ancient Egyptian cat, (*Felis maniculata*,) from a mummy obtained at Koum Ombos.

INFERIOR ANIMALS—MAMMALIA.

- 674 Same as 673.  
 675 Same as preceding.  
 676 Same as preceding.  
 677 *Viverra* ——. Mummied skull from El Gurna, near Thebes.  
 678 *Putorius africanus*. Mummied head from Thebes.  
 679 Mummied Egyptian dog, (*Canis familiaris*,) *Var.* From Abydos.  
 680 Skull of a dog-mummy from Sac-cara.
- 930 *Troglodytes satyrus*. Sumatra.  
 931 *Cervus alces*. Canadian moose.  
 932 *Sus babyroussa*.  
 933 *Simia* ——. Western Africa.  
 934 *Mangusta ichneumon*. New Georgia, Western Africa.  
 935 *Sciurus cinereus*. Cat squirrel. Penn.  
 936 *Hippopotamus amphibius* (*capensis*.) Male. Southern Africa.  
 937 *Hippopotamus amphibius*. Female. Southern Africa.  
 938 *Cervus Aristotelis*. India.  
 939 *Cervus Aristotelis*. India.  
 940 *Manatus (Halicore) dugong*. India.  
 941 *Bos babulus*. Buffalo of Indostan.  
 942 *Catoblepas gnu*. South Africa.  
 943 *Antilopes euchore?* Springbock. South Africa.  
 944 *Canis familiaris*. *Var.* Mixed breed of Shepherd's dog and St. Bernard.  
 945 *Ovis aries*. Ram.  
 946 *Cervus virginianus*. Male.
- 1068 *Ursus americanus*.  
 1069 *Canis familiaris*. St. Bernard breed.  
 1070 *Castor fiber*.
- 1109 *Cercopithecus* ——. Liberia.  
 1110 *Cercopithecus* ——. Liberia.  
 1111 *Simia* ——. Liberia.  
 1112 *Simia* ——. Liberia.  
 1113 Antilope ——. Water-deer. do.  
 1114 Antilope ——. Liberia.  
 1115 Antilope ——. Gazelle. Liberia.  
 1116 *Capra hircus?* Goat. Liberia.  
 1117 *Sus scrofa*. Young. Liberia.  
 1118 *Sciurus* ——. Liberia.  
 1119 *Cervus* ——. Red deer. Liberia.  
 1120 *Troglodytes niger*. Liberia.  
 1121 *Elephas africanus*.  
 1122 *Hippopotamus liberiensis*. (Morton.)
- 1123 Same as preceding. Both from St. Paul's river, Western Africa.  
 1127 *Crocodylus vulgaris?* St. Paul's River, Western Africa.  
 1162 *Sus babyroussa*.  
 1163 *Canis familiaris*. Bulldog.  
 1164 *Dicotyle torquatus*. Peccary.  
 1165 Skull of a double-headed calf.  
 1166 *Cervus* ——.  
 1167 *Canis vulpes*. European fox.  
 1168 Same as preceding.  
 1169 *Canis* ——. Arctic fox.  
 1170 *Meles europæa*. Badger of Europe.  
 1171 *Cervus virginianus*.  
 1172 *Ursus americanus*.  
 1173 *Felis canadensis*.  
 1174 *Arctomys monax*.  
 1175 *Canis fulvus*.  
 1176 *Procyon lotor*.  
 1177 *Procyon lotor*.  
 1178 *Felis domesticus*.  
 1179 *Mustela martes*.  
 1180 *Mustela martes*.  
 1181 *Mustela vison*.  
 1182 *Mustela erminea?*  
 1183 *Meles europæa*.  
 1184 *Cervus virginianus*.  
 1185 *Moschus javanus*. Musk deer of Java.
- 1251 *Ursus americanus*.  
 1252 *Sus scrofa*.  
 1253 *Canis jackal*. Egypt.  
 1254 *Canis latrans*. Prairie wolf.  
 1255 *Canis lupus*. Ohio.  
 1256 *Capra hircus?* Mountain goat of Cape Verd.
- 1377 *Ursus arctos*. Brown bear of Europe.  
 1378 *Phoca vitulina*. Sweden.  
 1379 *Ovis montana*. Rocky mountains. Male.  
 1380 *Ovis montana*. Rocky mountains. Female.  
 1381 *Canis lupus?* White wolf of the Rocky mountains.  
 1382 *Cervus macrotis*. Black tailed deer. Rocky mountains.  
 1383 *Manatus americanus*. River Amazon.  
 1384 *Troglodytes* ——. Orang Outang Adult. Borneo.  
 1385 Orang. Young of former species.



CATALOGUE OF SKULLS.

1386 Orang. Young. Same as 1384.	1397 Cervus ——. Antelope. Male. New Mexico.
1389 Canis familiaris. Bloodhound.	1398 Same as 1397. Female.
1390 Canis familiaris. Foxhound. India.	1400 Pterogale penicillata. Rock kangaroo. New Holland.
1391 Canis aureus. Jackal of India.	1484 Felis tigris. India.
1392 Sus scrofa? Wild boar of India.	1485 Felis tigris. India.
1393 Cervus ——. India.	1486 Felis tigris. India.
1394 Simia ——. India.	1487 Felis tigris. India.
1395 Cervus ——. India.	1488 Felis ——. India.
1396 Simia ——. India.	

Nos. 463 to 471, and 515 to 538, inclusive, were received from Dr. J. K. Townsend; Nos. 667 to 680, inclusive, from G. R. Gliddon, Esq.; Nos. 1109 to 1123, inclusive, from Dr. Goheen; Nos. 1379 to 1381, inclusive, from Mr. Culbertson; and 1389 to 1398, and 1484 to 1488, inclusive, from Dr. Hufnagle.

## A V E S.

---

- |  |  |
|--|--|
| <p>101 <i>Fringilla pusilla</i>. Field sparrow.<br/>         102 <i>Muscicapa tyrannus</i>. King-bird.<br/>         103 <i>Larus</i> ——. Gull.<br/>         104 <i>Loxia cardinalis</i>. Red bird.<br/>         105 <i>Turdus migratorius</i>. Robin.<br/>         106 <i>Turdus melodus</i>. Wood robin.<br/>         107 <i>Fringilla pennsylvanica</i>.<br/>         108 <i>Alcedo alcyon</i>. King-fisher.<br/>         109 <i>Caprimulgus vociferus</i>. Whipper-will.<br/>         110 <i>Caprimulgus americanus</i>. Night-hawk.<br/>         111 <i>Picus auratus</i>. Golden wood-pecker.<br/>         112 <i>Sylvia petechia</i>. Red-poll warbler.<br/>         113 <i>Corvus cristatus</i>. Blue jay.<br/>         114 <i>Sternus ludovicianus</i>. Meadow-lark.<br/>         115 <i>Hirundo rufa</i>. American barn-swallow.<br/>         116 <i>Fringilla canaria</i>. Canary bird.<br/>         117 <i>Coccyzus americanus</i>. Cuckoo.<br/>         118 <i>Fringilla canadensis</i>. Tree sparrow.<br/>         119 <i>Perdix virginianus</i>. Partridge.<br/>         120 <i>Strix asio</i>. Mouse-owl. South Carolina.<br/>         121 <i>Rallus virginianus</i>. Rail.<br/>         122 <i>Vireo flavifrons</i>.<br/>         123 <i>Icterus barytus</i>. Crow black-bird.<br/>         124 <i>Xanthornus phæniceus</i>.<br/>         125 <i>Turdus polyglottus</i>. Mocking-bird.<br/>         126 <i>Totanus bartramius</i>. Sand-piper.<br/>         127 <i>Picus erythrocephalus</i>. Wood-pecker.</p> | <p>128 <i>Troglodytes palustris</i>. Marsh-wren.<br/>         129 <i>Sterna minuta</i>. Lesser tern.<br/>         130 <i>Sitta carolinensis</i>. Nuthatch.<br/>         132 <i>Columba carolinensis</i>. Turtle dove.<br/>         133 <i>Fuligula albeola</i>. Buffle-headed duck.<br/>         134 <i>Fulica americana</i>. Bald-coot.<br/>         135 <i>Rallus crepitans</i>. Clapper rail.<br/>         136 <i>Fringilla hyemalis</i>. Snow-bird.<br/>         137 <i>Totanus macularius</i>. Sand-piper.<br/>         138 <i>Rusticola minor</i>. Woodcock.<br/>         139 <i>Ardea virescens</i>. Green heron.<br/>         140 <i>Corvus corone</i>. American crow.<br/>         141 <i>Ardea nycticorax</i>. Night heron.<br/>         142 <i>Strix nyctea</i>. Snow owl.<br/>         143 <i>Numenius longirostris</i>. Curlew.<br/>         144 <i>Ibis alba</i>. White ibis. Florida.<br/>         145 <i>Ardea americana</i>. Bittern.<br/>         146 <i>Mormon glacialis</i>? Puffin. England.<br/>         147 <i>Rhyncops niger</i>. Shear-water.<br/>         148 <i>Tantalus loculator</i>. Wood ibis.<br/>         149 <i>Pelicanus onocrotalus</i>. White Pelican.<br/>         150 <i>Phœnicopteris ruber</i>. Flamingo.<br/>         151 <i>Phalacrocorax carbo</i>. Cormorant.<br/>         152 <i>Ciconia argala</i>. Adjutant. Bengal.<br/>         153 <i>Vultur aura</i>. Turkey-buzzard.<br/>         154 <i>Fuligula marila</i>. Blue-bill.<br/>         155 <i>Anser bernicla</i>. Brant.<br/>         156 <i>Fuligula glacialis</i>. Long-tailed duck.<br/>         157 <i>Anas obscura</i>. Dusky duck.<br/>         158 <i>Strix asio</i>. Red owl.<br/>         159 <i>Strix nebulosa</i>. Barred owl.<br/>         160 <i>Falco borealis</i>. Red-tailed hawk.</p> |
|--|--|

CATALOGUE OF SKULLS.

- 161 *Phasianus gallus*. Common fowl.  
 162 *Fringilla hyemalis*. Snow-bird.  
 163 *Icterus spurius*. Orchard oriole.  
 164 *Columba migratoria*. Wild pigeon.  
 165 *Corvus ossifragus*. Sea crow.  
 166 *Sylvia cærulea*. Blue-gray fly-catcher.  
 167 *Saxicola sialis*. Blue-bird.  
 168 *Psittacus* —.  
 169 *Fringilla pennsylvanica*. Sparrow.  
 170 *Muscicapa fusca*. Pe-wee.  
 171 *Trochilus colubris*. Humming-bird.  
 172 *Icterus baltimore*. Baltimore oriole.  
 173 *Parus bicolor*. Crested titmouse.  
 174 *Sylvia varia*. Black and white creeper.  
 175 *Fringilla melodia*. Song sparrow.  
 176 *Picus pubescens*. Downy woodpecker.  
 177 *Fringilla iliaca*. Fox colored sparrow.  
 178 *Fringilla palustris*. Swamp sparrow.  
 179 *Sylvia coronata*. Yellow-rump warbler.  
 180 *Fringilla tristis*. Goldfinch.  
 181 *Turdus rufus*. Brown thrush.  
 182 *Certhia familiaris*. Brown creeper.  
 183 *Bombycilla carolinensis*. Cedar bird.  
 184 *Mergus meganser*. Sheldrake.  
 185 *Anas americana*. Widgeon.  
 186 *Numidia meleagris*. Guinea fowl.  
 187 *Troglodytes hyemalis*. Winter wren.  
 188 *Fringilla pinus*. Pine finch.  
 189 *Fuligula clangula*. Golden eye.  
 190 *Anser canadensis*. Canada goose.  
 191 *Fuligula valisneria*. Canvass back.  
 192 *Fuligula ferina*. Red head.  
 193 *Fringilla purpurea*. Purple finch.  
 194 *Fuligula rufitorques*. Tufted duck.  
 195 *Tetrao umbellus*. Ruffed grouse.  
 196 *Anas boschas*. Wild mallard.  
 197 *Strix acadica*. Little owl.  
 198 *Strix nebulosa*. Barred owl.  
 199 *Meleagris gallipavo*. Domestic turkey.  
 297 *Muscicapa virens*. Wood pe-wee.  
 298 *Sylvia rubricapilla*. Nashville warbler.  
 299 *Icterus pecorus*. Cow bunting.  
 300 *Ramphastos chlororynchus*. Toucan.  
 301 *Anas boschas*. Common duck. *Var.*  
 302 *Loxia curvirostra*. Cross-bill.  
 303 *Diomedea exulans*. Albatross.  
 304 *Anas sponsa*. Summer duck.  
 305 *Fuligula rubida*. Ruddy duck.  
 306 *Larus argentatus*. Herring gull.  
 307 *Anas clypeata*. Shoveller.  
 308 *Fuligula perspicillata*. Surf duck.  
 309 *Scolopax grisea*. Red-breasted snipe.  
 310 *Falco sparverius*. Sparrow-hawk.  
 311 *Fringilla linaria*. Lesser redpoll.  
 312 *Fringilla cyanea*. Indigo-bird.  
 313 *Alauda alpestris*. Shore lark.  
 314 *Tanagra rubra*. Scarlet tanager.  
 315 *Tringa arenaria*. Sanderling.  
 316 *Lanius borealis*. Northern shrike.  
 317 *Charadrius melodus*. Piping plover.  
 318 *Sylvia pinus*. Pine creeper.  
 319 *Totanus flavipes*. Yellow shank snipe.  
 320 *Totanus solitarius*. Solitary sandpiper.  
 321 *Fringilla erythrophthalma*. Chewink.  
 322 *Sylvia aurocapilla*. Thrush.  
 323 *Fringilla graminea*. Baywinged bunting.  
 324 *Falco lagopus*. Rough-legged falcon.  
 325 *Strix brachyotus*? Pennsylvania.  
 326 *Ardea* —. Great white crane.  
 327 *Vireo olivaceus*. Red-eyed flycatcher.  
 328 *Ardea* —. South Carolina.  
 329 *Psittacus* —. Chili.  
 330 *Psittacus sosova*. Green parrot.  
 331 *Columba minuta*. Lesser dove. Brazil.  
 332 *Strix nyctea*. Snow owl.  
 333 *Ardea herodias*.  
 334 Plaster model of the Dodo,—(*Didus ineptus*)—the sole remaining relic of this species, now preserved in the Ashmolean Museum, at Oxford, England. G. Mantell, M. D., of London.  
 335 *Diomedea fuliginosa*. Albatross.  
 336 *Platalea ajaja*. Spoonbill.  
 337 *Ramphastos sulphuratus*. Toucan.

INFERIOR ANIMALS—AVES.

- 338 *Tetrao urophasianus*\* Columbia River.  
 339 *Grus canadensis*. Columbia river.  
 340 *Cygnus americanus*. Columbia river.  
 341 *Tetrao obscurus*. Columbia river.  
 473 *Calaptes mexicanus*. Columbia river.  
 474 *Tanagra ludoviciana*. Columbia river.  
 475 *Scolopax Wilsonii*. Columbia river.  
 476 *Falco columbarius*? Columbia river.  
 477 *Garrulus ultramarinus*. Columbia river.  
 478 *Phalacrocorax Townsendi*. Oregon.  
 479 *Columba fasciata*. Oregon.  
 480 *Picus torquatus*. Oregon.  
 481 *Fringilla arctica*. Oregon.  
 482 *Garrulus Stelleri*. Oregon.  
 483 *Certhia vestiaria*. Sandwich Islands.  
 484 *Dicæum*——. Sandwich Islands.  
 485 *Icterus*——. Sandwich Islands.  
 486 *Icterus*——. Sandwich Islands.  
 487 *Picus carolinensis*. Pennsylvania.  
 488 *Turdus*——. Golden crowned thrush.  
 489 *Ramphastos*——. Toucan. Mexico.  
 490 *Picus principalis*. Pennsylvania.  
 491 *Tanagra æstiva*. Red bird. Penn.  
 492 *Quiscalis versicolor*. Penn.  
 493 *Icterus agripennis*. Penn.  
 494 *Sylvia trychas*. Yellow throat.  
 500 *Ardea herodias*.  
 501 *Turdus felivox*. Cat-bird. Penn.  
 502 *Salvia æstiva*. Pennsylvania.  
 503 *Turdus rufus*. Thrush.  
 504 *Muscicapa ruticilla*.  
 505 *Picus varius*. Pennsylvania.  
 506 *Buceros*——. India.  
 507 *Ramphastos*——. Toucan. Mexico.  
 508 *Crex alector*. Fizan real. Mexico.  
 509 *Penelope*——. Fizan griton. Mexico.  
 517 *Falco borealis*.  
 518 *Diomedea exulans*. Albatross.  
 519 *Procellaria*\*——. Chili.  
 520 *Puffinus*——. Chili.  
 521 *Hæmatopus*——. N. W. Coast.  
 522 *Pyrhula?*——. Sandwich Islands.  
 523 *Sterna inca*. Chili.  
 524 *Turdus nævia*. Columbia river.  
 525 *Nucifraga columbiana*. Clarke's crow.  
 526 *Todiramphus divinus*. Tahiti.  
 527 *Fringilla Gambeli*. Oregon.  
 593 *Phæton æthereus*. N. W. Coast.  
 594 *Sterna alba*. Tahiti.  
 595 *Troglodytes Bewickii*. Oregon.  
 596 *Trochilus cynocephalus*. Chilian Humming-bird.  
 597 *Corvus pyrocorax*. Europe.  
 598 *Parus atricapillus*. W. States.  
 599 *Corvus corone*. European crow.  
 600 *Corvus monedula?* Jackdaw. England.  
 601 *Sylvia blackburnia*. Blackburnian warbler.  
 602 *Sylvia striata*. Blackpoll warbler.  
 603 *Fringilla leucocephala*. Bunting.  
 608 *Fringilla socialis*. Chipping sparrow.  
 609 *Turdus*——. Himalay mountains.  
 610 *Muscicapa fusca*. Pe-wee.  
 611 *Muscicapa acadica*. Green fly-catcher.  
 612 *Sylvia icterocephala*.  
 613 *Cypselus pelagius*. Chimney swallow.  
 614 Head of an embalmed Egyptian Ibis (*Ibis religiosa*) from Koum Ombos. G. R. Gliddon, Esq.  
 615 Same as preceding.  
 616 Same as preceding.  
 1011 *Caprimulgus carolinensis*.  
 1012 *Fuligula fennæ*.† Penn.  
 1013 *Mergus cucullatus*. Penn.  
 1014 *Scolopax Wilsonii*. Penn.  
 1015 *Strix*——. Penn.  
 1016 *Picus pubescens*. Penn.  
 1017 *Regulus calendula*. Penn.  
 1018 *Colymbus glacialis*. Penn.  
 1019 *Bubo virginianus*. Penn.  
 1020 *Podiceps carolinensis*. Penn.  
 1024 *Bubo (Strix) virginiana*. Great horned owl.

\* Nos. 338 to 341, and 473 to 486 were presented by Dr. J. K. Townsend.

\* Nos. 519 to 527, and 593 to 596, from Dr. J. K. Townsend.

† Nos. 1012 to 1033 from Mr. Spencer F. Baird, of Carlisle, Pennsylvania.

CATALOGUE OF SKULLS.

- |   |  |
|---|--|
| 1025 <i>Picus pileatus</i> . Pennsylvania.      | 1080 <i>Sylvicola americana</i> . Penn.  |
| 1026 <i>Charadrius vociferus</i> . Penn.        | 1081 <i>Dolichonyx oryzivora</i> . Penn. |
| 1027 <i>Ardea lentiginosus</i> . Bittern.       | 1082 <i>Fringilla canadensis</i> . Penn. |
| 1028 <i>Coccyborus ludovicianus</i> .           | 1083 <i>Sialia? Wilsonii</i> . Penn.     |
| 1029 <i>Totanus vociferus</i> .                 | 1084 <i>Emberiza americana</i> . Penn.   |
| 1030 <i>Tringa pectoralis</i> .                 | 1085 <i>Emberiza passerina</i> . Penn.   |
| 1031 <i>Muscicapa crinita</i> .                 | 1086 <i>Hirundo serripennis</i> . Penn.  |
| 1032 <i>Charadrius marmoratus</i> .             | 1087 <i>Anthus ludovicianus</i> . Penn.  |
| 1033 <i>Picus villosus</i> .                    | 1088 <i>Troglodytes ædon</i> .           |
| 1034 <i>Fringilla oryzivora</i> . Java sparrow. | 1089 <i>Turdus minor</i> . Bonap. Penn.  |
| 1071 <i>Anas carolinensis</i> *. Penn.          | 1128 <i>Egretta leuce</i> .              |
| 1072 <i>Quiscalus ferrugineus</i> . Penn.       | 1129 <i>Anas acuta</i> .                 |
| 1073 <i>Sciurus? novæboracensis</i> . Penn.     | 1130 <i>Pandeon carolinensis</i> .       |
| 1074 <i>Picus villosus</i> . Penn.              | 1131 <i>Turdus solitarius</i> .          |
| 1075 <i>Coccyzus americanus</i> . Penn.         | 1132 <i>Trichas marylandica</i> .        |
| 1076 <i>Turdus mustelinus</i> . Penn.           | 1133 <i>Sylvicola castanea</i> .         |
| 1077 <i>Vireo solitarius</i> .                  | 1134 <i>Sylvia icterocephala</i> .       |
| 1078 <i>Sylvicola castanea</i> . Penn.          | 1135 <i>Cotyle serrepennis</i> .         |
| 1079 <i>Sylvicola canadensis</i> . Penn.        | 1136 <i>Buceros</i> ——. Africa.          |
|   | 1304 <i>Psittacus?</i> ——. New Holland.  |
|   | 1305 <i>Diomedea</i> ——. New Holland.    |

\* Nos. 1071 to 1069 from Mr. S. F. Baird.

## REPTILIA ET PISCES.

---

- |  |   |
|--|---|
| <p>251 <i>Chelonia midas</i>. Green turtle.<br/>                 252 <i>Chelonura serpentina</i>. Snapper.<br/>                 253 <i>Emys insculpta</i>. Pennsylvania.<br/>                 254 <i>Emys centrata</i>. Terrapin.<br/>                 255 <i>Testudo polyphemus</i>. Gopher.<br/>                 256 <i>Cistuda clausa</i>. Land tortoise.<br/>                 257 <i>Crotalus horridus</i>. Rattle-snake.<br/>                 258 <i>Squalus</i> ——. Shark.<br/>                 259 <i>Sargus ovicephalus</i>. Sheep-head.<br/>                 260 <i>Emys rubriventris</i>. Red-bellied terrapin.<br/>                 261 <i>Trionyx ferox</i>. Alabama river.<br/>                 262 ? ——. Peru.<br/>                 263 <i>Crocodylus gangeticus</i>.<br/>                 264 <i>Emys picta</i>. Pennsylvania.<br/>                 265 <i>Pogonias chromis</i>. Drum.<br/>                 266 <i>Diodon rivulatus</i>. New Jersey.<br/>                 267 <i>Emys Muhlenburgii</i>. E. biguttata.<br/>                 268 <i>Emys punctata</i>. Penn.<br/>                 269 <i>Ostracion</i> ——. India.<br/>                 270 <i>Ostracion</i> ——. China Sea.<br/>                 271 <i>Diodon</i> ——. China Sea.<br/>                 272 <i>Pegasus draco</i> ? China Sea.<br/>                 273 <i>Hippocampus longirostris</i>. China Sea.<br/>                 274 <i>Syngnathus</i> ——. China Sea.<br/>                 275 <i>Pimelodes nebulosus</i>. Delaware river.<br/>                 276 <i>Testudo indica</i>. Gallipagos Islands.<br/>                 278 <i>Trionyx javanicus</i>. Canton river.<br/>                 280 <i>Pimelodes albidus</i>. White catfish.<br/>                 282 <i>Emys odorata</i>. Stink-pot.<br/>                 283 <i>Bellone</i> ——. Gar. Delaware river.<br/>                 284 ? Atlantic Ocean.<br/>                 285 <i>Agama undulata</i>. Fence lizard.</p> | <p>286 <i>Ameiva sexlineata</i>. Striped lizard.<br/>                 287 <i>Testudo carbonaria</i>. West Indies.<br/>                 288 <i>Iguana tuberculata</i>. St. Thomas, West Indies.<br/>                 289 <i>Pagrus argyrops</i>. Porgie.<br/>                 290 <i>Emys serrata</i>. South Carolina.<br/>                 291 <i>Scaphiopus solitarius</i>. South Carolina.<br/>                 292 <i>Rana fontinalis</i>. Green frog.<br/>                 293 <i>Bufo clamorus</i>. Piping toad.<br/>                 294 <i>Agama</i> ——. Peru.<br/>                 295 <i>Rana sylvatica</i>. South Carolina.<br/>                 296 <i>Rana fontinalis</i>. South Carolina.<br/> <br/>                 349 <i>Crocodylus lucius</i>. Young.<br/>                 350 <i>Crocodylus sclerops</i>. Oronoco.<br/>                 351 <i>Raja</i> ——. Sting Ray.<br/>                 352 <i>Tetradon turgidus</i>. Toad-fish.<br/>                 353 ? ——. Atlantic Ocean.<br/>                 354 <i>Anguilla oceanica</i>. Sea-eel.<br/>                 355 <i>Bufo americanus</i> ?<br/>                 356 <i>Bufo musicus</i>.<br/>                 357 <i>Engystoma breviceps</i>. South Carolina.<br/>                 358 <i>Hyla squirilla</i>. South Carolina.<br/>                 359 <i>Rana pipiens</i>. Bull frog.<br/>                 360 <i>Lepisosteus</i> ——. Gar.<br/>                 361 <i>Lepisosteus</i> ——. Gar. Ohio river.<br/>                 362 <i>Trionyx ferox</i>. Ohio river.<br/>                 363 <i>Chelonia imbricata</i>. Hawksbill.<br/>                 364 <i>Chelonia caretta</i>.<br/>                 366 <i>Testudo indica</i>. Gallipagos.<br/>                 367 <i>Chelonia imbricata</i>. West Indies.<br/>                 368 <i>Chelonia midas</i>. West Indies.<br/>                 383 <i>Lepisosteus</i> ——. Gar.<br/> <br/>                 591 <i>Trionyx ferox</i>.</p> |
|--|---|

CATALOGUE OF SKULLS.

- |  |   |
|--|---|
| <p>592 <i>Emys</i> ——. Medelin river,<br/>Mexico.</p> <p>890 <i>Crocodylus vulgaris</i>: embalmed;<br/>from Magaret-es-Samoun.</p> <p>891 <i>Crocodylus vulgaris</i>: embalmed;<br/>from Koum Ombos.</p> <p>892 <i>Crocodylus vulgaris</i> of the Nile.<br/>(Recent.)</p> <p>1022 <i>Emys scabra</i>. Penn.</p> <p>1023 <i>Emys geographica</i>. Penn.</p> <p>1056 <i>Crocodylus vulgaris</i>? St. Paul's<br/>river, Western Africa.</p> | <p>1090 <i>Salamandra fasciata</i>. Penn.</p> <p>1091 <i>Agama undulata</i>. Penn.</p> <p>1092 Cast of the fossil <i>Delphinus cal-</i><br/><i>vertensis</i> of Maryland.</p> <p>1257 <i>Cistuda</i>? ——. Liberia, Africa.</p> <p>1401 <i>Emys</i> ——. River Amazon.</p> <p>1402 <i>Chelonia midas</i>. Cape Verd.</p> <p>1403 <i>Delphinus</i>? ——. India.</p> <p>1404 <i>Chelonura Temminckii</i>. Louisi-<br/>ana.</p> <p>1405 <i>Chelonura Temminckii</i>. Young.</p> |
|--|---|





1111 1111 8