

Family medicine and pharmacy : according to the system of the celebrated Raspail : with an explanatory introduction of that system / by A. Martin.

Contributors

Martin, A.
National Library of Medicine (U.S.)

Publication/Creation

New York : A. Martin, 1851.

Persistent URL

<https://wellcomecollection.org/works/b9nubu44>

License and attribution

This material has been provided by This material has been provided by the National Library of Medicine (U.S.), through the Medical Heritage Library. The original may be consulted at the National Library of Medicine (U.S.) where the originals may be consulted.

This work has been identified as being free of known restrictions under copyright law, including all related and neighbouring rights and is being made available under the Creative Commons, Public Domain Mark.

You can copy, modify, distribute and perform the work, even for commercial purposes, without asking permission.

**wellcome
collection**

Wellcome Collection
183 Euston Road
London NW1 2BE UK
T +44 (0)20 7611 8722
E library@wellcomecollection.org
<https://wellcomecollection.org>

WBA
M379f
1851

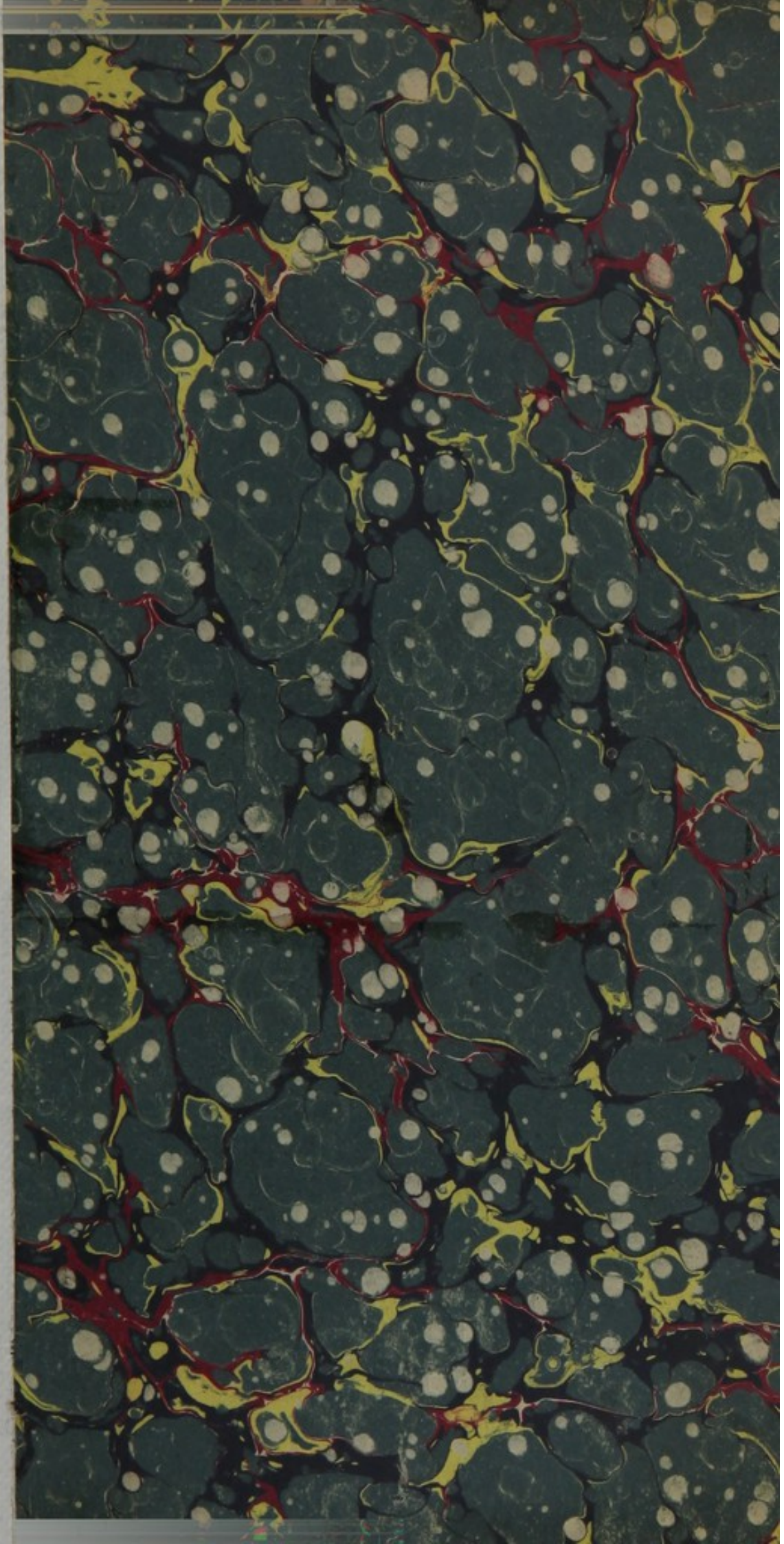
SURGEON GENERAL'S OFFICE


LIBRARY.

ANNEX

Section, _____

No. 102233





FAMILY

3499

S. G.

MEDICINE AND PHARMACY,

104

ACCORDING TO THE

System of the Celebrated Raspail,


WITH AN

EXPLANATORY INTRODUCTION OF THAT SYSTEM.

BY

A. MARTIN,

PHYSIOLOGIST AND CHEMIST.



NEW-YORK:

A. MARTIN, 190 FULTON-STREET.

1851.



Annex
WBA
M 379f
1851

Entered, according to Act of Congress, in the year 1851,

By A. MARTIN,

In the Clerk's Office of the District Court of the United States for the Southern
District of New-York.

CONTENTS.

	PAGE
Aloes and Decoctions	36
Alcohol, camphorated	49
Alcohol, action of	50
Abscess	93
Alienation, mental	93
Anchylosis	96
Anus, diseases of	97
Apoplexy	98
Asthma	100
Amputations, Wounds, &c.	101
Baths, sedative and alkaline ferruginous	38
Baths, of blood	91
Blues in Children	102
Burns, Scalds, &c.	103
Baldness, Loss of Hair, &c.	110
Boils, Swellings, &c.	112
Breath, offensive, &c.	136
Causes of Diseases	9
Curative Means respecting Atmosphere	12
Calomel	39
Camphor	42
Camphorated Oil	53
Camphorated Bougies	53
Camphorated Pomade	54
Camphorated Cerate	56
Cataplasms	56
Castor Oil	72
Calculus	104
Cancer	105
Caries of the Bones	107
Carreau of Children	108
Catarrh, Coughs, Colds, &c.	109
Cholera Morbus, Fevers, &c.	111

	PAGE
Colics, Gripings, &c.	114
Constipation, &c.	115
Contusions, Fractures, &c.	116
Children, maladies of	127
Chilblains	128
Chest, diseases of	149
Domestic and Portable Pharmacy	35
Decoctions, Infusions, &c.	73
Decoction of Semen Contra	73
Dressings for Wounds, Sores, &c.	78
Domestic Medicine	92
Diseases of the Heart, &c.	113
Diarrhœa, Dysentery, &c.	122
Dropsy	140
Dropsy of the Spinal Marrow,	140
Dizziness in Sheep and Man	167
Erysipelas	129
Extinction of Voice	129
Ears, diseases of	157
Eyes, diseases of	176
Fern, root of	65
Fall	112
Fainting	121
Fevers	130
Flowers	131
Fractures	133
Freckles	166
Gargles	68
Gum, camphorated	84
Glands, swellings of	134
Goitre, enlarged Throat, &c.	135
Gout	135
Glanders in Horses	154
Hygeian Advice as to Food, &c.	16
Hygeian Cookery	18
Hygeian Advice as to Heat and Cold	30
Hemorrhage	137
Hunger, insatiable and wolfish	102
Hemorrhoides	138
Hernia, Ruptures, &c.	139

	PAGE
Hiccough	139
Hydarthrosis	139
Hydrocele	140
Hysteria, &c.	141
Headache, &c.	143
Hydrophobia	162
Injections	74
Iodine of Potassium	75
Injection, camphorated	76
Injection, purgative	76
Injection, superpurgative	76
Injection, vermifuge	77
Itch	133
Indigestion, &c.	141
Inflammation	142
Infection from Eating Muscles, &c.	169
Liqueur for Desserts	23
Lungs, abscess of	127
Liver, diseases of	132
Madder, powdered root of	66
Mustard	77
Meteorization, &c.	154
Nephreses	156
Neuralgia	156
Oyster Water	65
Œdema	157
Pickle, vegetable	20
Pickle, for meat	20
Poisons, advice on	24
Precautions to be taken against Splinters, &c.	31
Preservative means against Germinating and Swelling Bodies, &c.	32
Preservative and Curative means against Parasites, &c.	32
Pomegranate, root of	70
Pastilles	81
Plates, Probes, &c., galvanic	89
Pomegranate White Wine	91
Poisonings, &c.	124
Palsy, &c.	137
Paralysis	159
Plague, Aleppo Spot, &c.	160

	PAGE
Pylorus, scirrhus of	161
Ringworm	121
Rickets, &c.	161
Rheumatism	163
Sedative Water	58
Syrup, antiscorbutic	82
Syrup of Chicory	83
Syrup of Ipecacuanha	84
Suppressions to be made in Medical Science	86
Sore Throat, &c.	95
Strangulation from Hanging and Drowning	99
Street Nails, &c.	113
Spitting of Blood	119
Scrofula, &c.	123
Swellings, &c.	124
Sprains, &c.	128
Stomach, diseases of	144
Skin, diseases of	146
Secret Diseases	151
Sea Sickness	154
Small-pox, Measles, &c.	164
Scurvy	165
Squinting	166
Tar Water	69
Teeth, diseases of	122
Testicles, diseases of	166
Tumors	167
Ulcers, Thrush, &c.	98
Urine, retention of	169
Varicocele	170
Vinegar, camphorated	85
Vomiting	176
Womb, diseases of	146
Whitlow	158
Worms, intestinal	171

PREFACE TO THE PUBLIC.

AFTER several years of constant study, and many trials on my family, myself, and numerous friends of the hygeian system laid down by Raspail in the volume now offered to the public, which have proved successful beyond my most sanguine hopes, I felt in duty bound, as a philanthropist, and disciple of that great man, to publish an extract of his scientific and admirable work, and issue this small book, the knowledge derived from which will be a blessing shed over the whole community of this gigantic young republic, of which I am proud to call myself an adopted son.

Raspail, the purest of the republicans in France, and also the greatest chemist in the world, of which his numerous works on physiology, organic chemistry, and medicine, are the never-fading monuments, pointing out to the world his present fame and future glory; and happy will those be who, like the disciples of the Redeemer, shall understand and appreciate the sublimity of his thoughts, and the profound knowledge of anatomy, chemistry, and physiology, shadowed forth in his works. All this knowledge was applied by him to a result dear to his heart, the relief of human suffering.

This small book is nothing but a ray of that sun of science, which would have enlightened the whole of France, if the dark and gloomy clouds of tyranny and political op-

pression had not interposed between that luminary and his beloved country.

This new and simple treatment of diseases is abundantly recommended by the name of its author, Raspail, and by the enthusiasm it has caused amongst the nations of Europe.


The French inhabitants of New Orleans are no longer alarmed at the approach of cholera, yellow fever, and other dangerous diseases, since they have adopted the use of Raspail's remedies; and the majority of the French residents in New-York are successfully pursuing the same system.

Its general adoption throughout the Union will snatch from the grasp of death a great number of infants and adults, who are often carried off by a disease which would not prove fatal had it been properly treated.

This small work will be the guardian angel and life-preserver of every family living far and near, even in the most solitary places, far distant from the aid of any physician.

E. M.

INTRODUCTION.



PHYSIOLOGY, CHEMISTRY, PHYSICS, AND NATURAL HISTORY,
APPLIED TO MEDICINE.

CREATION being a unity on which all laws depend, it follows that no change or disorder in nature, or animated beings, can be explained, without having recourse to the sciences which treat of the laws of the universe; here we find the thread of the analogy, by which we can reason from induction and proceed from demonstration. Physiology and chemistry are the first to show to medicine, the analogy between vegetables and animals, subject alike to the unity which governs them; microscopic investigation proves to us that vegetables and animals have all innumerable cells, inhaling and exhaling, and all co-operating to nourish and vivify the tree or animal of which they form a part; the grain of maize, as well as the elephant, had its origin as a gaseous vesicle, hydrogenous and carbonaceous, becoming cellular by the aspiration of salts, earthy substances, and air, necessary to its elaboration; from this cell spring millions of other cells, which form the complete organization of the plant, the tree, and the most stupendous animal.

Pure air, composed of one part oxygen and four parts of azote, agrees best to the development of the two reigns; any addition to, or subtraction from, these gases, or additions of others, render the plant, the tree, or the animal, unhealthy. Chemistry has discovered the same salts of soda, of potass, of phosphates and carbonates of lime, in plants and animals; vegetable albumen or gluten, carrying its globules into the white blood of vegetables, in the same way as animal albumen circulates in the red blood of animals, unity

pervading every where, it is only necessary to add, that neither in vegetable nor animal nature, are any salts of arsenic, lead, mercury, copper, zinc, gold, or silver, to be found, but simply a little iron, which proves that the work of God may be destroyed, disorganized, and put to pain, when ill-advised treatment administers salts of lead, arsenic, mercury, &c., it matters little in whatever case of disease they may be used.

Doctor Thompson, a great physician and a great philosopher, endowed by nature and experience, was the first who prohibited bleeding, dietary and debilitating remedies, the application of ice, as well as that of all mercurial and mineral salts, giving the preference to plants, and especially to those of aromatic, vivifying and tonic properties; and honor be to him for the discovery of the true medicines, although the prince of science, Raspail, published his new system a few years later, which is, in fact, only the shadowing forth of the scientific principles laid down by the modest and truthful Dr. Thompson; and I trust that the partisans of his opinions will receive this new method as the perfection of a system which required the support of science, and by it will prepare the medicaments which supersede the necessity of bleeding, and triumph over inflammation, and the public will no longer want those costly compositions, which do more for the celebrity of the chemist than the well being of the patient, and that they will content themselves with these new preparations as pure as morality and the works of God.

Natural history, by showing us the life and the habits of animals almost invisible, obliges us to look to them as the cause of two-thirds of our diseases. The sarcoptus or acarus of the itch, discovered in 1825 by Raspail, who has given us a drawing of it, leads us to believe that many other diseases of the skin may be produced by invisible animalculæ; and to prove this we only want better eyes or stronger microscopes. The eggs of certain flies, introduced by the wind, the dust, or the elements we swallow into our organs, may originate as many different diseases as the parts they invade of our body. How many medicines, bleedings, blisterings, have been employed, which two or three frictions of turpentine or camphorated alcohol would have eradicated! These attacks of animalculæ upon man have been known for some ages, from the memoirs and reports of various physicians of different nations, who have discovered, after the death and dissection of a patient, a scorpion in the brain, which caused

it. Fifteen or twenty animalculæ have been discovered in the water of a doctor by himself, and many have been known to proceed from the thighs or different members of others, in which formations of pus had been observed.

Ascaridal worms, lumbrics, and tapeworms, attack more particularly men and animals, giving name to different diseases according to the locality invaded by them: if in the intestines and the stomach, fever, gastric disorders, typhoid fever, &c.; in the lungs, consumption; in the region of the heart, aneurism and palpitation; ascarides can travel every where, and pierce through all the muscles, by the aid of its tail, finer than the point of a needle, and produce the most frightful disorders. We have known a family of eight children all poisoned with worms; after the death of the first, the father consulted us, and only by the prompt administration of vermifuges were the rest saved from the same fate.

This picture of the incessant attacks of animalculæ is little flattering to the pride of human nature, or the self-love of those who believe in immunity from such scourges; but as we write for the mass, and fairy-tales cure no diseases, it is necessary to tell them the truth, in homely phrase, in order to persuade them to disembarass and cure themselves of their enemies, minute, but both numerous and dangerous.

Let no man in his pride forget that God has enveloped his high intelligence in an earthly tabernacle, in order that, like the Creator himself, he may perform miracles on earth, and that the smallest animalculæ introduced into his frame may humble his pride, and return him to the dust from which he sprung.

Scientifically Raspail agrees with Thompson in medical treatment; Thompson recommends the use of aromatic plants, which all contain more or less of essential oil, in which is found their curative and tonic properties, as well as vermifuge; they also contain hydrogen and carbon, the vital principles of our cellular membranes. In the produce of the *laurus camphora*, Raspail has found the most efficacious remedy; that which possesses, in the greatest degree, antiputrescent and antiseptic properties, by small doses of which the use of aromatic herbs can be dispensed with, thus simplifying his medicines and putting the means of cure within reach of every one, without the necessity of acquiring the science of medicine. Raspail has also recommended three different medicines, viz.: castor oil, aloes, and calomel, on ac-

count of their insecticidal and vermifuge properties. Science may perhaps smile at the simplicity of these remedies, but their efficacy will defy criticism and disarm prejudice.

The application and effects of sedative water, prove the great chemist and skillful physician, and every family, both in town or country, should always have this admirable water ready to hand, to use as a substitute for bleeding, leeching and cupping, and to arrest, on their first appearance, inflammations of all kinds.

This new method of medical treatment, is at present in its infancy, and may experience great ameliorations in a country where physicians, and men of science, and the entire population, are destitute of prejudice, and make gigantic strides in the path of improvement.

For myself, with the aid of this small book, I see many sufferings relieved and many diseases cured, and I have, in presenting it to the public, fulfilled the duty imposed on us all by God, "that of doing the greatest possible good and the least possible evil."

FIRST PART.

THEORETICAL EXPLANATIONS OF THE CAUSES OF OUR MALADIES, AND OF ALL THE HYGEIAN AND GENERAL MEANS TO BE EMPLOYED BOTH TO AVOID OR CURE THEM.

IN this first part we shall shortly enumerate the natural, moral, and physical causes from which all our diseases proceed; we shall also point out, with the same precision, the general healthy or medical means of the treatment of each of these categories. A disease of which we know the seat and the cause, is a disease half cured.



CHAPTER I.

DETERMINATION OF THE CAUSES OF OUR DISEASES.

1. Disease is not an intangible thing, an occult influence of which the cause may be evident to our senses, an entity or hidden secret of nature.

A healthy organ elaborates and performs its functions in its original manner, as long as circumstances continue favorable to its working: so long as these circumstances remain the same it cannot become diseased—it can only become old. It would be absurd to suppose that a healthy organ has the power of putting itself out of order—that it could take the whim, so to say, of ordering the heart to suspend its pulsations, the lungs to cease their actions, the brain to cease to think,

the stomach to cease to digest the aliments it receives, &c. The function of an organ being the invariable result of a harmony of its constitution with the circumstances which nourish it, it cannot stop as long as these two conditions are observed.

In order that an organ may become diseased, that is to say, suspend or discontinue its functions, the aliment necessary to its action must be wanting, or some cause or other must arise to impair its constitution.

2. Thus the cause of our diseases is always external to our organs; sickness attacks them from without, and emanates not from themselves. To say that such a disease springs from the blood, from the bile, from the humors, &c., is to talk an old jargon that philosophy laughed at for ages in vain, and at which, in the present time, we have not the power to laugh. These phrases belong to that family: nature abhors emptiness. When sickness is present in our organs, every part suffers, and every part feels it: the bile, the humors, the blood and the nerves. For in the great unity which constitutes our being, the smallest organ cannot refuse its contingent without the whole of the others feeling it: the bile cannot be healthy when the blood is corrupt, and vice versa. The nervous system cannot be in a state of irritation, without the elaboration of the bile, of the blood, and the humor feeling the effects of it. From simple effects of an external cause, they became in their turn the progressive causes of new effects;—a vicious circle of diseases, which is the cause of other maladies, whose reunion only takes place at the gates of death.

3. These casualties, the quicksands of our existence and our health, that are called the causes of our diseases, may be classed under the nine following groups:—

1) The absence or the impurity of the air we breathe, that is to say, asphyxia in the first or last degree, and the poisonous air from marshes. The slightest alteration in the constitution of the atmosphere under whose influence we are condemned to live, is introduced by agitation into the functions of nature, and may become the seed of our diseases. Pure air is the vitality of respiration; we live upon air as well as upon aliments. Pure air is composed of four-fifths of azote and one-fifth of oxygen. When these proportions differ, it is injurious to our health.

2) Privation, excess, the insufficiency or bad quality of

alimentary substances. We die from indigestion as well as from hunger; we suffer as much from the one as the other. The indigestion of the rich avenges the famine of the poor. With a little philosophy we can preserve ourselves from excess; with what philosophy in our egotistical society can we be sure of preserving ourselves from hunger? Society ought to give food to every one who works. He who dies of hunger from want of work, has a right to accuse society of voluntary homicide; it is guilty of poisoning when it does not know how to prevent the want of necessary aliments. Nothing would be more easy than to guarantee that the baker and the wine-merchant should be interested in honest dealing. I who have never accused any one, I invoke all the rigor of the laws against the poisoners of drinkables and eatables. Bad bread and bad wine (and I comprise in these, ciders, perries and beers) are poisons, more or less slow according to the amount of fraud.

3) The introduction into the stomach, the introduction by the fundament, or by the mucous passages of the other organs, the inspiration by the lungs, the inoculation by a wound, the introduction into the sanguinary vessels, of any substance, which, far from being proper to the assimilation and development of our tissues, combines with them only to disorganize them and strike them with death; these kinds of substances are comprehended under the name of poisons.

4) The too long continued excess of cold and heat, or the too sudden transition from one temperature to another.

5) The contusions and solutions of adhesion of flesh, fractures, perforations, and broken bones, sores and wounds of whatever nature they may be, produced by the aid of bruising, perforating, or cutting instruments.

6) The introduction into our tissues of splinters, fish-bones, barbs of gramineous plants, dust, and the particles from grain, skins of vegetables,—of those millions, in fine, of small venomous bodies, crooked, sharp or barbed, which the wind carries and disseminates in the atmosphere we breathe, like so many myriads of atoms.

The major part of these embryos are organized in such a manner, that once introduced on one side into our organization, they can only quit it by passing out at the opposite, by traversing by degrees the whole substance of the organ.

7) The introduction into the different cavities of our organs of seeds which grow and develop themselves, or of

substances which swell under the influence of moisture, and thus finish by distending and obstructing the capacities of the organs invaded by them.

8) The external or internal parasites from the eggs of aquatic animals, from worms, from the maggots of flies or other insects, of handworms, of perfect insects, fleas, lice, bugs, or colæopterous insects; in fine, of helminthæ or intestinal worms, which attack man in the cradle, and frequently quit him but at the tomb, in order to give him up to worms sharper than themselves at the work of carnage.

9) Finally, moral maladies, violent impressions, crushed hopes, frozen affections, deceived ambitions, weariness and despair; the invisible causes which strike like the lightning, in an instant, in the twinkling of an eye, or still worse, gnaw and devour, like a subtle and slow poison.

There is not one of these maladies of which the explanation is not furnished by one of the foregoing nine hypotheses just enumerated. But the most fertile of evils of all kinds, the one which acts the principal part in the weight of our afflictions, is the eighth. From the infinite number of small parasites arise nine-tenths of our maladies; against this multiplied cause of our most serious diseases, has been more specially directed the treatment to which we owe our happiest success.

CHAPTER II.

4. THE HEALTHY OR CURATIVE MEANS TO PRESERVE US, OR CURE US OF THE FIRST OF THE CAUSES OF OUR DISEASES; THE DEPRIVATION OR UNWHOLESOME NATURE OF THE AIR WE BREATHE.

Make choice of a dwelling exposed to the rays of the sun, sheltered from the exhalations of marshes and rivers, and from those of manufactories and uncleared lands.

5. Do not inhabit either the ground floor, on account of its humidity, or a small or slightly elevated room, which exposes you to inhale again the air disengaged from your lungs; but rooms with chimneys in them, with elevated ceil-

ings, and passages running to the east or south, or at least to the west.

Do not make of your sleeping rooms either your place of amusement, your reading-rooms, your workshops, or your sitting-rooms; open the windows of these rooms wide during the day, and inhabit them only at night. Leave nothing in them which can diffuse odors disagreeable or otherwise, or that can exhale deleterious gases: neither vases of flowers nor acid or ammoniacal drugs. Let the naked walls have no other decoration than a good oil painting, or a paper attached by a glue heated with black pepper on the fire, with camphor, with aloes, or other gums of more or less value; or if more agreeable, with garlic itself, which is the camphor of the poor. No pictures or tapestry suspended from the walls, the true nests of miasma and insects; one bed, one night-table, and one toilet-table, two arm or other chairs, is an indispensable furnishing, and quite sufficient.

The wool of the mattresses ought to be mixed with black pepper and pieces of camphor: the same plan should be observed with the paillasse of straw, if you cannot obtain fern leaves (*Pteris Aqualina*), the leaves of maize or seaweed, in abundance; the couches of the children should be always made of the leaves plucked from the fern in the woods.

The wood of the bedstead or the iron should be frequently washed, and the joints also, with camphorated alcohol, by the use of a brush and a feather.

The time will come when the Hygeian system being better understood, will abolish the use of those mountains of paillasses and mattresses encased in a mahogany frame, by the use of the sailor's hammock, which is the bed reduced to its greatest simplicity and comfort; it will be suspended from two poles, disposed with elegance and solidity at the head and feet of an ottoman, that bed for dressed and lazy persons. The hammock realizes both for the poor and the rich equality before repose. The traveller carries it in his night-sack, and fears neither the beds of an inn, or the nights passed under the canopy of heaven. Hygeian economy; an innovation which will only be a return to nature; a sacrifice of a foolish and ruinous vanity both to good taste and to health.

When you warm your room by a stove, never close the draught of the funnel; for the carbonic acid gas, finding no

passage through it, disperses itself in the room, and tortures your sleep, when even the size of your room does not permit a complete cessation of vitality. Besides, the air vitiated and robbed of its oxygen by the progressive oxidation of the metallic tunnels of the stove, being no longer drawn off by the current of air, adds its dose of poison to the preceding intoxication. Take care to burn coals in a chimney that draws well.

Do not construct your stoves of glazed earth (the glaze is opposed to the passage of heat, and may spread a smell, which is no other than white lead), nor of brass or thin iron plates, as the red heat disoxygenates the atmosphere. Give the preference to stoves made of baked earth, strong and without glaze, with pipes of the same material to the height of at least the first elbow; the horizontal pipes may be either of tinned iron or iron itself.

I shall now give to those of small fortunes the means of constructing chimneys which draw and warm like a stove, and never abate. Cause the air to circulate either before or behind, under the floor of the chimney; cause it all to circulate under the cast-iron hearth and around its brick sides. In becoming heated, the cast-iron hearth will give to the chimney in drawing a fire like that of a forge. You have for this purpose only to place horizontally bricks upon rows of others placed vertically, which will form apertures that will act as so many conductors to the different currents of air created under this hearth by two lateral openings. Upon this hearth, at a distance from the wall, erect the back of your chimney and your two refracting sides, in such a manner that the air from your cooking vessels may pass at the back and the two walls of brick. However large may be the opening of the chimney, the draught will be so strong that you will be frequently obliged to close the door in order to diminish the rapidity of the current of air. This principle is only liable to exception when the ground floors of some houses are higher than the entrance of others, thus establishing currents of air above them.

By every rule of equal heat, a fire in a chimney is preferable for health to the warmth of a stove. It is proper to regulate the temperature of the apartment, and to prevent, both above and below stairs, too great variations of temperature.

All these counsels are addressed, for the strongest rea-

sons, to cooks and small families, who do their cooking upon small furnaces, by means of a brazier. This brazier is perfidious, and renders the air stifling without being perceived.

Keep constantly chloride of lime in all water-closets, in close workshops, and near every collection of dirty water and matter subject to decomposition; and establish afterwards currents of air in order to carry off both the putrescent odors and that of the chloride. Purify the air of your sleeping apartments by lighting a fire upon the hearth, and burning from time to time some vinegar upon a red-hot fire shovel.

Change your linen frequently; have your linen for the day and your linen for the night. Air your bed for several hours; polish the floors of your chambers instead of washing them, and permit no sort of filth or uncleanness to accumulate in them.

Our crowded state of society metes out to us the air with parsimony. Fashion has ordered elegance to rob us of the quantity due to us. Architecture contracts the apartment, and fashion contracts our lungs; it stifles us in youth, it stifles us in our swaddling-clothes, and even in the wombs of our mothers. What fine performances can you expect from a dandy? Can you expect fine children from a woman of fashion? In the torso of the ancient Venus I can trace the strong and powerful mother; in the stunted stature of our young girls, I foresee nothing but sterility, the Cesarean operation, abortions, or weak children, ricketty and sickly. When I join the village dance, I admire to see life vieing with life, all-powerful love assisting all-powerful fecundity. In our most brilliant balls, I think I have joined a dance of death executed by splendidly dressed skeletons.

A dandy is an effeminate being, who recommends himself only to the eyes because he does not feel sufficient strength to address himself to the heart. He knows that having neither the strength to be a good husband or a good father, he ought to stop at the business, sufficiently fatiguing already, of a powerless man of fashion.

The young girl who confines her shape by stays, may thank herself for her weak health and her sterility. Nothing is so beautiful as the lovely woman, who in adorning herself only strives to display the outlines of nature instead of concealing them.

Dress yourself loosely, amply, and plainly; what is suf-

ficent covers, more than this fatigues; room multiplies powers in assisting suppleness, narrowness weakens and stifles.

Cover your children well when young, do not let their clothes be tight; swaddling-clothes ought to cover, but not constrain. As soon as it is warm, allow them to play naked in the air and the light. When you take them in your arms, be contented by holding them by the armpits, and preventing the head from falling behind, by fixing their ample head-dress to the front part of their stay; and do not fear to hurt their growth in carrying them in this manner. I have never brought up a child except in complete liberty.

CHAPTER III.

HYGEIAN AND CURATIVE ADVICE UPON THE PRIVATION, THE EXCESS, AND THE BAD QUALITY OF THE ALIMENTS WE CONSUME.

6. THE culinary stands in the same relation to the Hygeian art, which the pharmaceutical does to the medical; good cooking prevents disease, good medical treatment cures it. Thus physiology ought to throw light upon both these means of existence. In order to direct ourselves aright in this practice, we shall have recourse to theory, which is only the art of reasoning upon the results of observation.

7. There is not a single one of the alimentary substances we consume, that does not contain under some form or other, the saccharine or sacchariferous, as well as the glutinous or albuminous principle. Man, who can scarcely exist upon bread alone, can perform but little if he can only obtain dross and sugar.

8. Thus, as soon as you expose to the contact of the air and to the temperature of 10 or 15° centigrade, even in a closed case, a mixture of sugar or other sacchariferous substance, such as its dregs on one side, and of gluten or albumen on the other, a fermentation is quickly produced, of which the result is alcohol; should it happen, after the consumption and transformation of the saccharine matter into alcohol, an

excess of gluten or albumen remains, the reaction of this excess upon the alcohol transforms it into acetic acid.

9. This is the digestion of the stomach; and when good food has arrived at the point of acidity suitable to our organs, it flows into the duodenum, where the emission of the bile saturates that paste and alcalizes it, in order that its produce may be filtered into the blood, which is alkaline. The residuum, insoluble and incapable of assimilation, undergoes a new chemical process in the greater intestine, from whence it is thrown off as a stinking and useless refuse.

10. The alimentary mass must be well divided, in order that it may lend itself, in the smallest possible compass, to the greatest amount of elaboration. Hence arises the necessity of its concoction, which is a first division, and of mastication, which is a second; hence also arises the necessity of mixing it with assimilating substances, inert elements which hold them in a suitable state, and multiply the surfaces and points of contact by interposing themselves between the alimentary globules. Liquid substances are as indigestible by themselves as solid; it is by their admixture they serve the purposes of digestion.

11. An addition of alcohol in the drink assists a weak digestion, in furnishing to the action of the gluten an excess, a quantity of alcohol that digestion could not produce. Hence arises the necessity for the consumption of good wine and alcoholic drinks by the inhabitants of the North.

Every excess, in either of these elements, is hurtful, for every excess disarranges the chemical proportions, from the harmony of which arises the digestion of the stomach, which ought to be acid.

Vomiting takes place when the digestion of the stomach is alkaline; diarrhœa takes place when acidity prevails in the digestion of the duodenum. Indigestion takes place when the mass of the alimentary ball has in excess only one of the elements necessary to the digestion of the stomach, or when the mass is so large as to distend the paunch to such a degree that the paste of the stomach can no longer be put in motion. Indigestion from bread, especially hot bread, is the worst of indigestion, because it unites to the effects of the swelling of the mass an excess of gluten.

These theoretical ideas will be sufficient to prove that the poor may die of indigestion as well as the rich—of hunger in the midst of the greatest abundance.

12. Digestion may be disarranged as much by the bad composition of the mass eaten, as by the bad state of the coat of the stomach ; as much by the bad nature of the alimentary ball, as by that of the digestive organs.

Among the causes which paralyze the action of the organ, venomous substances and the intestinal worms, or helminthæ, act the principal part. The intestinal worms attach themselves to the coats of the intestines like leeches, and breed there in a frightful manner if nothing is opposed to their reproduction. Hence springs the necessity for condiments, those balms which act as poison to intestinal worms. Condiments are not digestible substances, but the preservative elements of a good digestion. Nature, always foreseeing, has given a flavor very aromatic to our condiments, in order to give us the appetite for things which are necessary to us. All the fashion of physiological medicine, has not been able to abolish the custom of seasoning our food ; good natural instinct has always been present to counteract the absurdities of medical wisdom.

Excesses kill as well as hunger. Sensuality is only refined sobriety.

Take your meals regularly ; as near as possible, take a certain quantity of food ; vary your diet.

Repose half an hour after each repast ; afterwards take bodily exercise.

13. Make no use, either for drinking or culinary purposes, of any other than spring or river water well filtered. Water not clear is either brackish or putrid, or full of insects. There are epidemic diseases which arise solely from the agency of water. Take great care in the fields of slaking your thirst with the water of ditches or marshes ; you will be very liable to swallow small leeches without knowing it.

HYGEIAN COOKERY.

14. SOUP. Choose the best quality of beef in the North, and of mutton in the South, and open plains. The quantity of water ought to be double the volume of the meat. Put the vessels upon a slow fire in order to make it foam ; and when the foam is risen, throw into it a handful of salt, a white onion, in which is inserted two or three heads of all-spice as large as a small pea, a bunch of leeks, celery, and chervil ; three husks of garlic, a quantity of pepper, a leaf of

bay-tree, and an onion roasted on the cinders; a very few carrots and turnips. Give afterwards to the soup a slow boiling of three or four hours. A similar soup is often sufficient of itself to satisfy the appetite and cure inflammation of the stomach. You can make a chowder or pottage, or mess, with rice, vermicelli, or other Italian pastes, with the remains of potatoes cooked and mashed in a cullender, using some toasted home-made bread, by which you will make an excellent dish without using bad bread from the bakers.

15. SECOND COURSE, or principal part of a repast. Dishes of anchovies, green or black olives, boiled or fried meats, capers, tomatoes, sausages, radishes, turnips, garlic, pickled cabbage, legs of mutton or pork, good and fine mustard, &c., in fine, condiments of the best quality ought to be abundantly supplied in order to provide a protective agent to digestion. Pay no attention to stomachs devoted to physiological doctrines, who fear injuring their digestion precisely by refusing the things which would cure them. Oblige them by degrees to imitate you; be useful to them by pleasing their palates; render their digestion pleasant without their being aware of it.

No. 16. OTHER COURSES. As a general rule, every hash, either with butter or oil, or with wine or vinegar, ought to be highly seasoned, (leaves of bay-tree, sprigs of thyme, tarragon, leeks, pepper, pimento, cloves, &c.); every dish made from cream or milk ought to be flavored with vanilla, cinnamon, or orange flowers. Broiled fish, in taking them from the fire, should be opened and served with a strong mustard sauce. Every roasted joint should be served with thyme and bay-leaves, or sage, especially fresh roasted pork; afterwards strongly seasoned with salt and pepper, and well basted with the gravy that drops from it. If convenient, cover the bottom of a dish with the following sauce: vinegar, bruised leeks, bay-leaves, thyme, cinnamon, pepper, and salt; turn often, during the day, the piece of fresh pork, or rabbit, or stuffed leg of mutton, placed in this dish; put it to roast four hours afterwards, and baste it with the remains of the sauce; it is then a dish as exquisite as wholesome; you would mistake it for venison. The leg of mutton should be stuffed pretty deep with leeks or garlic; and should any aristocratic ear feel offended by our use of the above words, and yourself by the use of such condiments, wash out your sensations in rose-water.

Can the Hygeian principle be violated by the use of terms necessary to explain it?

17. In one word, let your food carry with it its own medical properties; do not let medicine counteract the progress of nutrition; let the cook, the druggist, and the physician, give it a hand, and lend to it their mutual assistance.

18. SALADS. A good salad is the most agreeable of condiments, and the best auxiliary for a digestion satisfied by a long dinner. Dilute salt and pepper in vinegar at the bottom of a salad dish, and add afterwards the quantity of oil agreeable, and mix as much as possible the salad in this composition. For celery salad add mustard to the sauce; for cultivated chicory salad be careful to rub the bowl with garlic, and mix in it some crumbs of bread rubbed with garlic; it is as well to add to it some wild bitter chicory. Salad for breakfast should be made with lettuces and hard-boiled eggs; parsley and chopped green onions should be added.

A VEGETABLE PICKLE.

Strong vinegar	1 gallon.
Common salt	8 oz.
Bay-leaves	1½ "
Allspice	½ "
Unground black pepper	½ "
Cinnamon	¼ "
Nutmeg	⅛ "

19. Allow the above to macerate for several days in a vessel well closed; afterwards add to it as much either of the leaves of red cabbage, or young cucumbers, or quarters of pared apples, or walnuts, green haricot, beans, asparagus, or mushrooms, or heads of the artichoke, &c., as the liquid will contain. At the end of one month, renew entirely the pickle, after having allowed the vegetables to drain well.

A PICKLE FOR MEAT.

In strong vinegar, 2½ gallons, allow to infuse for 24 hours,

Bay-leaves	2 oz.
Black pepper	2 "
Cloves	½ "

Cinnamon	$\frac{1}{2}$ oz.
Nutmeg	$\frac{1}{4}$ "
Garlic	1 head
Kitchen salt	2 lbs. 8 oz.
Saltpeter	8 oz.

Take the tripe of pigs, sheep, or bullock, that you must clean in pure water, and afterwards wash in salt and vinegar, until no smell remains.

Put all these tripes into the pickle, in such a manner that they fill up no more than half the vessel. Conclude by filling with ox tongues and fillets of pork, of the same size as the tongues, taking care that the liquid covers the whole from the atmosphere.

After this has stood for 15 days, during which be careful to turn them from time to time, insert into each tripe the fillets of pork and ox tongues, and tie the two ends strongly with packthread. With regard to the fillets of pork, before introducing them into the tripe intended for them, grease them well with pork-lard. This concluded, boil them in a boiler filled with salt and water, with a bunch of thyme, sage, bay-leaves, onions, and scallions; after two hours of uninterrupted boiling, draw the fire. These pickles will keep an indefinite time, and will furnish breakfasts for children at boarding establishments of the most pleasant and wholesome nature that I am acquainted with. They ought to be served out in slices like Bologna sausage.

N. B.—According to the greater or lesser quantity of meat to preserve, augment or diminish the ingredients and the quantity of vinegar mentioned above. Take great care to well inclose in pork-lard all the meat which is not pork.

TABLE-WINE.—WINE FOR DOMESTIC PURPOSES, AND DRINK FOR THE WORKSHOPS.

20. The table-wines of the environs of Paris have a roughish and sourish taste, to which the palate as well as the stomach becomes accustomed. It may be deprived of its defect by mixing 2 or 3 bottles of cognac in each hogshead of 300 bottles; roll about for several days afterwards the hogshead in the cellar. This wine may be indefinitely improved by throwing into the vat or tub, at the time of its making, mint balm and the coarsest brown sugar.

It must not be imagined, after what we have said above,

that every acid wine is a crude wine. The most wretched frauds are more easily perpetrated on these wines, than on those of finer quality by imitating them. You may avoid the use of these imitations by making the following preparation :

21. DOMESTIC WINE.

Common water	1 gallon.
Brandy, (strength 22°)	10 oz.
Liquorice root	1 "
Wood-ashes	$\frac{1}{2}$ "
Strong vinegar	$1\frac{1}{2}$ "
Elder-flowers	$\frac{1}{2}$ "
Cinnamon	5 grains.

Put the cinnamon into the brandy the night before; boil the common water 10 minutes with the flowers of the elder-tree, the liquorice root, and the wood-ashes. Its color will be blue. Then throw into it the brandy and the vinegar; and if at the end of an hour the color has not become red, you must add, by small quantities, vinegar, until it has become of a rose-color, when you may stop. Shake up the bottle several times, and pass it through linen or filtering paper. Observing the color is merely to show you the time when the liquid is sufficiently acid. If you cannot obtain elder-flowers, you may use sunflower seeds, or black haricot Mexican beans, which macerated in the water give a reddish blue color through the agency of the acids. Do not boil these grains; you can obtain the color from them cold; take them out before putting the water on the fire with the liquorice root and the wood-ashes to boil.

If it is desirable to prepare a considerable quantity of this wine, all you have to do is to double, treble, or fourfold the quantities, and to let your hogshead or vat be proportioned to the amount. But then it will be necessary to roll the hogshead every day, and to clear it afterwards with the whites of two eggs beaten up in an equal quantity of salt and water. After being clarified, you may add a little brandy to it.

22. DRINK FOR THE WORKSHOP.

Workmen have often asked me to give them a cheap receipt for drink, instead of water, of which they swallow

large quantities without being able to quench their thirst. It is as follows:

Water	1000 parts.
Liquorice root	4 "
Vinegar	4 "
Alcohol	20 "

Boil the liquorice root in the water; add to it afterwards the two other substances, and pass the whole through a funnel, with a bunch of lavender or thyme, and the tops of wormwood or other aromatic herbs

23. WHOLESOME LIQUOR AT DESSERT.

CURAÇOA OR LIQUOR FROM ORANGE PEEL. Allow to ferment together in the sun, for fifteen days, in a bottle well corked, $1\frac{3}{4}$ ounces of dry orange peel, with a quart of brandy, taking care to shake up the bottle every day. This time being passed, melt over the fire one pound of sugar with the same quantity of water; allow it to boil a little, and pour the whole into that brandy impregnated with the essence of orange peel.

24. ORANGE FLOWER LIQUEUR.

Alcohol 21°	1 quart.
The common orange flowers of trade	$\frac{1}{2}$ lb.
Sugar	$\frac{1}{2}$ "

25. AROMATIC LIQUEUR FOR DESSERT.

Tops and roots of angelica	1 ounce.
Calamus aromaticus (or sweet flag)	8 drachms.
Myrrh	4 "
Cinnamon	4 "
Aloes	2 "
Cloves	2 "
Vanilla	2 "
Nutmeg	$\frac{1}{4}$ "
Saffron	4 grains.

You can omit the substances not easily obtained, with the exception of the aloes, the myrrh, the cloves, and the cinnamon. If you prefer the medical properties to the pleasant

you may augment the dose of aloes, to cause the whole to amalgamate by placing it 15 days in the sun, shaking it up every day, in a quart of brandy or alcohol at 21° strength. Pour it off and press it, adding thereto sugar melted over the fire, one pound in one pint of water, and keep it in a cupboard.

This delicious liqueur should be introduced at table, as a pleasant corrective at each repast; and it will be advisable to take two table spoonful of it from time to time. It is a great promoter of good digestion.

CHAPTER IV.

26. PRESERVATIVE ADVICE RELATIVE TO POISONS.

WITH regard to the curative methods to be pursued in the absorption of poisons, we shall refer to the dictionary which concludes this volume.

27. Poisoning takes place in four different ways; by inhalation, by eating or drinking, by medical treatment, on the exterior or interior, in fine by the introduction of poison into the mucous passages (the anus and the procreative organs.)

I put it down as a fact that an ignorant practitioner poisons more persons than a poisoner by profession. Thus I have never ceased to protest against any employment whatever in medicine of mercurial compositions, or arsenical, of mercurial salts, of arsenic or of antimony (with the exception of calomel and emetics), of preparations of lead, copper, tin, gold and silver, &c., of morphine, strychnine, veratrine, belladonna, digitalis, hemlock, stramonium, of every medicament which by any improper dose may be the means of causing death. Every one has the right, even in hospitals, to order his physicians not to allow any of these poisons to be combined with any of the prescriptions administered to him, but above all, mercury and arsenic; the relief afforded by these substances is perfidious and deceitful, which leaves in the body the seeds of one of those disorders which has afterwards to be treated as a disease of a peculiar character.

From what I have here stated, I have under my observation, terrible examples, and which ought to haunt the soul of the practitioner guilty of such imprudences with eternal remorse.

28. We meet a number of sick persons who have lost one or both eyes by having allowed a simple ophthalmia to be doctored with mercurial ointment.

We do not want examples of young and pretty persons, who have lost more than the graces of their physiognomies, after having trusted the treatment of a case of ringworm or of an impetigo figurata, or disease of the skin, to certain physicians, who have not been sparing in the use of mercurial preparations.

Rabbe, a liberal writer of the time of the restoration, called, when young, the handsome Rabbe, had been so hideously disfigured by mercurial treatment, that he became enraged if any one looked him in the face, and ended his career by poisoning himself with opium, from disgust.

29. In those days mercury was only administered to those who had gone astray; the laws of medicine made it a penal offence to administer it. But what are we to think of the epoch, when to the homicidal and disorganizing influence of mercurial remedies, the diseases of the most trifling origin and of the least consequence, are submitted to its baneful influence? That infatuation of ignorance and empiricism, does it not assume all the appearance of a mania for slaughter and wounding through ignorance?

30. We have at this moment a sad example of the frightful power of these kinds of disorganizing remedies. It is in the case of a respectable workman, employed in making lucifer matches, of the name of Fontaine, 19 Rue aux Fèves. The right portion of the lower jaw has been detached for six months and this side is cured this day, (Nov. 1.) The left portion of the lower jaw plays so freely in the mouth, that one of these days we shall be able to take it out entire;—the tendon of the crotaphite muscle and the ligaments of the apophyse condyloides are disorganized. The extremity of the upper part of the jaw appears naked through the orifice of a wound or sore

31. Happily the denuded portions have acquired the properties of common bone, and have thus replaced the bony jaws; had this not happened, it would have been difficult for this man to perform the act of deglutition. All leads

us to believe, that the cause of the disease lies in the phosphorescent vapors of the shop; this man, so afflicted and so deformed, has happily found in his young wife one of those rare beings, whose devotion has replaced all that nature has deprived him of. Nothing disgusts her, nothing fatigues her; she dresses his wounds several times a day; she dresses her child, who is attacked by the same malady in the elbow; she works with her husband during the intervals that she is not tending him; and she consecrates the moments that fatigue leaves at liberty, to keep her small room in such a state of cleanliness, that on entering it you would not believe so much misery could exist.

32. Our treatise is confirmed by the observations which we make on all sides. We learn to-day, (Nov. 9, 1846,) that a great many of our French workmen employed in this manufacture, are subject to the same disease, and that in Germany, the hospital surgeons have observed there, that sooner or later all these workmen are attacked by necrosis of the lower jaw. It is evident, that this effect is caused by the action of the phosphorescent acid upon the substance of the bones. Thus those who use chemical matches must, in the long run, experience in a smaller degree, what these workmen do in a greater,—and this custom will be the cause of decayed teeth, if precaution be not taken to prevent the effects of such emanations. We invite the manufacturers of these articles to imitate the example of the gilders or platers of metals, and only to work under a good chimney that draws well.

In all cases where the disease is apparent, use ought to be made of the dressing of madder root, and above all of a gargle of water alcalized with some drops of sedative water, or with some crystals of bicarbonate of potash frequently repeated.

33. The second example is furnished us in the case of an old man of 72 years of age, a mechanical locksmith, named Gouffet, 8 Rue Saintonge. This healthy workman had a cicatrice on the articulation of the foot. A physician treated it by mercurial remedies; the leg from this is become monstrous; it appears like a case of elephantiasis of the left leg, with an eating chancre destroying the external side, and causing constantly to flow from it a nauseous matter. What can one do with such a disease?

34. How many times has the treatment of the itch,

or of the insect malady of the private parts, entailed upon the sufferer of these slight disorders, hydrargical diseases of a frightful nature, and become incurable by the use of mercurial remedies. The day will come when we shall hardly know how to use terms sufficiently condemnatory of the system which has so long made use of such homicidal means, against small insects or lice, that a lotion of alcohol or sedative water would have destroyed in an hour. A pretty state of the medical science when it was frightened at lice! that science in which the diploma expects universal knowledge to exist.

35. Arsenic and mercury cause cutaneous eruptions, which assume the appearance of all kinds of diseases of the skin, but they resist every kind of treatment with an obstinacy that natural diseases of the skin never oppose to our system; and this is our best test in discovering that a malady has undergone arsenical or mercurial treatment.

Arsenic and mercury are not only administered to us by medicine, but by occupations and the various accidents of life. I have seen mercurial maladies show themselves in travellers, who had only slept in beds at an inn, which had been occupied the previous night by a patient under mercurial treatment, and whose bed linen had only been damped and ironed out. This ought to put every one upon his guard to carry linen, and only to sleep naked in his own bed.

When one reflects on the disastrous effects of these different poisons, we cannot help attributing, them to the action of the quantity of these salts deposited by manufactories in the soil, the cause of a number of disorders, of which no other circumstance can give the enigmatical solution, among persons up to that time enjoying the best health.

36. Every friend of humanity ought to make vows, that henceforward the use of arsenic and mercury shall be banished from the realms of medicine as well as from that of the arts, which will soon find substitutes equivalent and inoffensive. When our vow has been performed, we shall observe the disappearance of nineteen-twentieths of the incurable diseases; for these nineteen-twentieths are solely the result of the treatment adopted by the colleges of medicine.

It is not solely the use of mercury and arsenic that scholastic medicine abuses with prodigality; but the vegetable and animal poisons, such as prussic acid, strychnine,

morphine, henbane, belladonna, digitalis, play no inconsiderable part in the boasted curative system. What numbers of cases of poisoning are caused by medical practice, especially in the hospitals! I possess of these wretched errors some examples, enough to make one shudder! Thus, how ridiculous medical science makes itself, when it denounces before the tribunals what it calls secret remedies, remedies often inoffensive; that science, too, which takes such a terrible license with poisons the most powerful!

37. If I were permitted to furnish the clinical notes to the cures effected in the hospitals by the use of mercurial and other salts, I should be able to furnish terrible examples, perhaps by the hundred. Every time that ulcerations, wounds, and exfoliations give way slowly to my practice, I pronounce, without the fear of being deceived, that mercury has passed into them, and I have never met a single negative fact in this respect. I predict fearlessly that the time will come when the law will severely condemn the physician who will be rash enough to make use of any of these medicaments in the course of his prescriptions. Cures obtained by these means are, in fact, only slow poisons. I therefore invite all apothecaries, much more competent on this head than physicians, to unite their efforts to mine, in order to bring back medical practice to rules more conformable to the principles of physiology, and to the cause of humanity.

38. It is even their duty, at the present time, to refuse to sell arsenical acid, and even ratsbane, however unnatural it may be; for arsenic may always be mixed in it with guilty intentions. And as it is, ratsbane is but slightly destructive to rats, as long as they can obtain water; traps are more destructive to them than poison.

The bad food of indigent families is a slow poison for the body, and more active for the soul. Privations afford many temptations, from which the unfortunate cannot defend themselves.

39. In order to preserve ourselves from the influence of involuntary poisons, which may be the result of casual circumstances, be careful to use only earthenware of Delft, of pipe-clay, or porcelain; vases of copper perfectly tinned with white metal or cast-iron; spoons and forks of silver, of pewter, of tinned iron, but never imitations of gold or silver, even if they are gilded or plated. If it were possible to produce a composition to replace gold and silver, it would

be the true philosopher's stone, and we could dispense with utensils of the precious metals. You must keep the kitchen and the eating-room free from every dangerous exhalation, and without any communication with the manufactories and workshops, where use is made of any poisonous substances.

40. The operatives who work in color manufactories, &c., should take care, before sitting down to their meals, to put off their working-dresses, to wash their heads in plenty of water, and afterwards, their hands in warm water, and then with soap.

41. Against moral poisonings I know no other preservative than the good feeling of society. I wish to impress upon those connected with government, that the more they apply themselves to demoralize society, the more they expose it to become the victim by poison, of this impious work. The evil that we sow we reap sooner or later. When we shall have brought back, by the force of reformed institutions, morality into families, concord between spouses and brothers, charity among men, that man shall avoid evil solely through the fear of remorse, and shall find himself attracted towards good by the sole ascendancy of a good conscience, what interest will there then exist to use poison, either against himself or others? From that date criminal poisoning will be no more than a hideous recollection of bygone times of barbarism.

In anticipating this, try and render the cases of poisoning more rare, forbid physicians to prescribe any thing poisonous in large doses, and the apothecaries to execute any order that may be suspected of such a crime. There is not a single poisonous medicament in the pharmacopeia, of which the curative properties cannot be produced, by means of innoxious substances. I tell you this myself, and I defy any one to-day to dare to contradict me. Of this, my decided opinion, I have had sufficient proofs during the last six years.

CHAPTER V.

HYGIENIC ADVICE AS TO THE EXCESSES OF COLD AND OF HEAT,
AND THE SUDDEN VARIATIONS OF TEMPERATURE.

42. THE length of our lives would equal the fabulous longevity of the inhabitants of the sea, if we could always retain around us a constant and invariable temperature. Constant manual labor realizes in some degree this hypothesis; by the caloric it disengages it preserves us from the cold of winter, and, by perspiration, from the heat of summer. The sedentary state is the most opposed to the realization of this hypothesis: it is a state against nature; for nature has created man for movement. Thus it is to the literary man, men in offices, the man of leisure, and young students, that the following advice principally applies.

Never leave your dwelling in winter without putting on an extra coat; never enter it again without taking it off.

The custom of wearing flannel next the skin, so useful in winter, is indispensable in summer.

Frictions of camphorated pomatum, night and morning, are an excellent preservation against the sudden changes of temperature.

The in-door dress, both for night and day, is the long wadded morning-gown, which clothes you in a twinkling, and preserves you from cold from head to foot.

Be careful against currents of air, of the coolness of the evenings, of cold and damp habitations.

43. In colleges, barracks, hospitals, and prisons, replace the stinking washings of the chambers by waxing and rubbing. In prisons, the captive obliged to wax his chamber will find an excellent gymnastic exercise, and a corrective for the inaction the law has imposed upon him, and an element of health in its odoriferous cleanliness. Add to this a spitting-pan filled with ashes, and a night-vessel which does not smell. These little conveniences will prepare the prisoner to listen with complacency to the good advice intended to bring him back to better feelings.

In colleges, warm the class-rooms, the parlors, and the sleeping-rooms. It is the means of preventing bad effects, caused by entering after the violent exercises of recreation.

What fine constitutions I have seen ruined by the carelessness and meanness of certain boarding-houses! What attention can you expect from a child who is suffering from cold or bad nourishment?

CHAPTER VI.

PRECAUTIONS TO BE TAKEN TO PREVENT THE INTRODUCTION INTO OUR SYSTEM OF SHIVERS, OR SPLINTERS, THORNS, BONES OF FISH, AND IRRITATING DUSTS.


44. A SHIVER, or splinter, causes a gathering, and, according to its structure, it may pierce throughour thickest muscles by degrees. A barb from wheat or barley, or other gramineous plants, especially the barbs of wild barley, introduced incautiously into the mouth, introduces itself by degrees into the lungs, occasioning there frightful ravages, and finally comes out at the side, after having endangered the life of the sufferer. The inspiration of certain dusts causes terrible fluxes of the chest, for they are composed of sharp particles which can never retrace their steps, and turn backwards; such is the composition of the dust which rises in mills and granaries when they are swept, and barns where grain is thrashed; that which falls from a tree when we shake it, of the plane-tree when in fruit, of trees inhabited by colonies of caterpillars of all kinds; the dust of rooms badly cleaned, and the wood-work in a state of decay.

45. The dust of the fields, taken up by the winds, may become the cause of a worm disease, from the particles of filth containing the eggs of helminthæ becoming pulverized by the sun. According to Pallas, it is only by this means that at Dorpat, and different towns of the shores of the Baltic, the epidemic of tapeworms is reproduced. It is thus to the interest of the public health, that no ordure should be allowed to remain in the streets and public places; that the manure should be taken to the country as soon as collected, and that the filth should be transformed into compost without loss of time.

CHAPTER VII

PRESERVATIVE AND CURATIVE MEANS AGAINST THE INTRODUCTION OF FOREIGN BODIES WHICH GERMINATE, OR WHICH SWELL IN THE CAVITIES OF OUR DIFFERENT ORGANS.

46. PERSONS accustomed to sleep in the open air, and under trees, are subject to pains in the ears and other disorders, which solely arise from the introduction of particles into the drum of the ear, the nasal organs, and the trachea, &c. It is the same with those who sleep in hay-lofts, on hay and straw, without a nightcap. When we are ignorant of these causes, we throw ourselves into the realms of the most abstruse theories; but as soon as the cause is guessed or suspected, it is necessary to resort to the probe and to extraction by pincers, or to expulsion by tar-water. The fever caused by these pains, is to be combated by the application of sedative water on the regions affected.



CHAPTER VIII.

CURATIVE AND PRESERVATIVE MEANS AGAINST INTERNAL OR EXTERNAL PARASITICAL INSECTS.

47. IN the mass of diseases which torture and endanger our existence, the action of the animated and parasitic insects in our body certainly play the most conspicuous part. Nature has given up animal life to mutual voracity. We live at the expense of a multitude of animals; animals, in their turn, when the opportunity occurs, live at the expense of man. The tiger, the lion, the bear, the boa, the crocodile, &c., hunt man as man hunts the deer, wild boar, hare, and pheasant, &c. Against the power of these colossal causes of wounds and death, man's health lies in the explosion of his gun; and the person last called to his assistance is his physician. When he has recourse to the surgeon, it is after having got rid of the cause, and has nothing further to do than occupy himself with the effects.

But there are other animals infinitely smaller, who are quite as partial to our flesh as bears and tigers can possibly be—parasites, the more dangerous the less they are visible, their smallness allowing them to conceal themselves in our fibres and the most secret cavities of our organs; they are able, in a manner, to throw disorder into all our functions, and no one, and the physician the last of all is able to imagine the cause. For more than two thousand years, scholastic medicine has been, under all imaginary forms, the sport of these minute causes, which attack man in the cradle and follow him to the tomb, in order to give him up to the carnage of worms, more devouring than themselves. At this day we may state fearlessly that the medical system of Hippocrates has had its day; natural history, aided by its two sisters, chemistry and physiology, has taken its place, and the faculty is preparing to deposit its old robes at the doors of the museum. The microscope is raising the veil upon the real existence of unhealthy causes, and bringing back the old jargon of the schools, founded on the influence of the blood, of the bile, of the nerves, of black bile, of phlegm, of bad humors, &c., to the positive language of the science of observation. For since the publication of our natural history of health and disease, it is become evident to all philosophical minds, that the disorders of which the cause does not belong to the categories of the preceding chapters, and to that of moral causes, must be the work of a parasite which gnaws us without our knowledge.

48. Mites, fleas, bugs, lice, gadflies, &c., are the parasites of the skin. Ascarides, lumbrics, hydatids, and the tapeworm, are the parasites of our viscera, and especially of the intestinal tube. Children of both sexes, but more especially young girls and women who live upon milk and mucilaginous diet, are more subject than well fed men to the attacks of intestinal worms, particularly ascarides. Young children at nurse remain healthy and robust as long as they stay; the spices that the wetnurse does not spare, passing into the milk, serves as a vermifuge in the food. But as soon as they return to their families, these poor little things become emaciated and sick, by living on sweets and biscuits. The ascaridal worms then multiply in their intestines, and the physician does not suspect it until he sees them; if he does not, it is the bile, it is lymphatic, it is cachexy, it is inflammation. The child is put upon a dietary system of broths,

which agrees very well with the worms, with those leeches that he scarcely troubles himself about, he the leech of our intestines; by such wise treatment, the child gradually perishes and dies by established medical treatment; when we often see it in twenty-four hours restored to health by the restitution of the aromatic nourishment, that weaning had deprived it of. Our hygienic regimen places children and females beyond the reach of any fresh attack; and our curative system, in its turn, is for the most part founded on the fact from observation, that the greater number of our diseases is the work of parasites, and more especially of intestinal worms.

SECOND PART.

DOMESTIC AND PORTABLE PHARMACY, OR PRACTICAL INSTRUCTION ON THE PREPARATION AND EMPLOYMENT OF THE MEDICINES OF THE NEW SYSTEM.

49. It is no more difficult to prepare a medicine than to prepare a dish. As I wish every one to be his own physician, I also wish him to become his own apothecary. My attempt will do no more hurt to the apothecaries than the treatise of Carême has done to the professed cooks. A position is not destroyed because its mysteries are divulged; we only put on his guard him who possesses and practises it, in placing him under the superintendence of him who is the purchaser of its products. The rich, enlightened man has neither the patience nor the time to execute it; the poor man cannot afford to pay those who compound it; he does without what is necessary when he cannot prepare it with his own hands. The apothecary will lose nothing from the knowledge of the rich, or from the compounding of the poor.

As for the practitioner, who, from hatred of the benefits arising from the new system, does not scruple to prepare in a contrary way the new medicines, the enlightened control of the patient will place the apothecary beyond the reach of this odious attempt of the malignant spirit of the faculty. There are besides localities where the apothecary is not to be found, or dwells at a great distance. It is more particularly in these secluded places, that it will be pleasant to find a charitable soul who knows how to prepare his own medicines and to impart it to others.

50. It will one day be considered a part of a good education for young persons, to whatever class they may belong, to be acquainted with the double art of to-day, which sooner

or later will be one, that of preparing aliments and medicines, and to be acquainted with the principles which maintain or restore health. For medicine simplifying itself, and putting itself within reach of every one, the preparations will cease to be either numerous or complicated; and, on the other hand, the theory of their employment will no longer be a mystery.

But if we thoroughly convince ourselves of the ideas we are about to give here on the preparation and employment of each of our medicaments, I do not know a single curable disease, described in the third part, that we cannot watch over and cure ourselves without the assistance of any one.

In the enumeration of the pharmaceutical preparations of our system, we shall follow the alphabetical order so long as the intimate connection of medicaments does not oblige us to quit it.



CHAPTER I.

ALOES AND DECOCTION OF HERBS.

51. WE take in trade the finest quality of aloes, called socotrine, which is sold in large lumps, having the appearance of lumps of bottle-glass taken from the furnace in an unformed state. Its appearance is a shining black by reflection, yellowish in its transparency, its fracture conchoidal; its odor is characteristic, and its taste of a bitterness that we are glad to rid ourselves of. This resinous gum amalgamates as well with water as with alcohol. Aloes are cheap, and an ounce lasts a long time.

52. These large lumps should be broken to the size of a grain of wheat, so that each lump weighs about a grain. Sift them so as to keep only lumps of that size, reserving the fine dust for the use of children, the larger lumps being reserved for the use of grown-up persons.

53. In cases in which we prescribe these medicines, take into the mouth from one to five lumps, which is about five grains, and swallow them immediately with the assistance of a draught of water; in this way you have hardly time to

taste the bitterness of the aloes. Or you can put these five lumps between two pieces of bread soaked in soup, and swallow them whole without masticating them. When it is necessary to administer this drug to children, place the equivalent of powder in gooseberry jam or other preserve; or you can fill the skin of a gooseberry or raisin with it and make them swallow it whole. Nevertheless I see a number of children take aloes in the same manner as grown-up persons.

To large animals we administer an ounce, and half an ounce to the smaller; we dissolve for that purpose the aloes in soft water (boiled in it) and force it down their throats.

The dose for an injection is two of these pieces, or two grains, dissolved in boiling water.

54. Aloes taken at dinner-time and with the soup, produces its effect the next day morning, from five to seven o'clock; and it is over for the rest of the day. In order to render its effects more certain, take care, before going to bed, to drink a large basinful of very warm vegetable broth; you can take another before going to the water-closet. The effect from aloes is assisted by sleep; yet it can be administered at any time.

Prepare the vegetable broth in the following manner:

Water,	. . .	1 pint.
Sorrel,	. . .	1 handful.
Chervil,	. . .	1 do.
Green onion,	. . .	1 head.
Butter,	. . .	1 large cupful.
Kitchen salt,	. . .	1 large spoonful.

Allow it to boil until the sorrel is well macerated, and four or five minutes afterwards.

55. I employ aloes, as a purgative, in preference to any other substance, because it is drastic from its acid and its salts, and eminently destructive to worms from its bitterness, and with females it recalls and regulates menstruation. It acts as a vermifuge through the whole length of the intestinal canal, which may be ascertained by the yellow coloring matter it imparts to the fœces, &c.

56. The dose of five grains, with or after the soup at dinner, is not sufficient to produce a complete purge, with certain persons subject to great costiveness; the second time, these persons must take ten or fifteen grains, or even more if required. One grain, upon some persons, produces

more effect than five upon others. But aloes do not fail to act as a vermifuge when even it does not act as a laxative. It shortens pains in the stomach and bowels, that the action of camphor does not instantly cure; it brings back appetite immediately, dissipates gastric embarrassments, facilitates digestion, and triumphs over the most obstinate constipation, drives out quickly the worms from the stomach, and gradually frees the patient from them. Hence we prescribe it as a means of health every four or five days.

CHAPTER II.

SEDATIVE AND ALKALINE-FERRUGINOUS BATHS.

57. **LARGE BATHS.** After the first two or three pailsful of water, put into the bath

Ammonia saturated with camphor,	6½ ounces.
Common salt,	5 lbs.

Complete the filling up of the bath to the desired height, and stir up the water quickly with one or two large shovels made red hot in the fire.

N. B.—Prepare the ammonia, saturated with camphor, by pouring a large glass of camphorated alcohol in the 6½ oz. of ammonia, and shaking it up in a flask well corked. This completed, plunge the flask into the bath neck downwards, and wash it in it completely.

58. **MEDIUM AND LARGE BATHS FOR FAT PERSONS WHO DISPLACE A LARGE BODY OF WATER.**—In this case the quantity of ammonia must be reduced to 4 ounces and the common salt to 2½ lbs.

59. **BATHS FOR CHILDREN.**—Prepare as before by employing

Ammonia saturated with camphor,	2 ounces.
Common salt,	8 “

N. B.—Take these baths every five or six days until you feel completely relieved, and every time you feel feverish,

accompanied with lassitude. Take them sufficiently warm ; and leave them in twenty minutes, or even sooner if they appear to cool too much. On leaving the bath rub yourself dry ; rub your head with camphorated pomade ; and have administered to you, standing on a carpet, a good friction of twenty minutes over the whole body, but principally between the shoulders, on the chest, and the private parts, with camphorated pomade ; clothe yourself afterwards warmly.

EFFECTS OF THESE BATHS.—These alkaline-ferruginous baths produce the most salutary results in cases of fever, of rheumatic pains, extreme fatigue, paralysis of the members ; of diseases of the liver, of the private parts, of the uterus and urinary passage ; in Saint Vitus' dance ; in madness, hydrophobia, furious paroxysms, drunkenness, stunning apoplexy and delirium tremens.

N. B.—The composition of these baths does not injure in the least the baths of tinned iron or zinc, still less those of wood. There are in Paris establishments in which the use of sedative baths has been introduced.

CHAPTER III.

CALOMEL (PHOTOCHLORIDE OF MERCURY).

60. Calomel is the only preparation of mercury of which I make use, on account of its slightly soluble property in water. I use it against the large lumbrics, or other intestinal worms which resist the action of vermifuges drawn from the vegetable kingdom. The acidity of the gastric juice sufficiently augments its solubility, so that this substance, innoxious to man, becomes the poison of the parasites that infest his intestinal canal. The addition of a greater quantity of any other acid would render it soluble to such a degree as to be hurtful to the patient.

61. As soon as calomel is taken, the patient feels the worms quitting their places, and abandoning the stomach to descend again to the intestines, where the poison follows them in the process of digestion. At the end of two or three hours, if the dose of calomel has been sufficiently

strong, slight gripings are felt in the lower bowels. If this takes place, little delay occurs in using the closet where the blackish matter is voided, which, when it is become liquid, deposits a black substance similar to steel filings, which is nothing more than the calomel blackened by the ammoniacal property of the excrement; for ammonia, and sedative water in degree, possess the property of giving a black color to calomel. When the stools present this appearance, the dose of this salt has been too strong, or it has been badly prepared; this phenomenon will be preceded by serious disarrangement; coldness of the extremities, bluish green appearances, fainting and vomiting.

It is necessary, in such cases, quickly to apply upon the stomach, a cloth saturated with sedative water, or a saline cataplasm. Introduce into the fundament camphorated pomade, or a camphorated bougie; a camphorated clyster; and if this state of things continues, castor-oil. At the same time eat a small piece of camphor.

62. But none of these accidents will occur if the proper dose of calomel has been applied.

Calomel may be administered under two different forms; the one in crystalline powder finer than glass powder, and the other in powder white and fine as flour. Calomel prepared by vapor in the latter form, is at this time in general use, in preference to any other. We give the preference to the first in small crystals, as being the least hurtful and the most susceptible of being purified of corrosive sublimate, (deutchlorode of mercury) which is produced at the same time as calomel (protochlorure of mercury), and which is one of the most powerful poisons, even in a very small dose. In fine, a crystalline powder, allowing between its particles large intervals, may be neutralized more easily than a farinaceous powder, which almost always joins in a mass.

63. However the case may be, as a measure of precaution, it is better, when necessary to take calomel, to test a grain of it in sedative water in order to see if it turns black in it; afterwards deposit the mass at the bottom of a glass filled with pure water. At the end of half an hour, pour off gently this water; fill up the glass again with water that must be poured off in order to fill it a third time, and after draining it off again, allow the calomel to dry, before putting it in paper, to be used when wanted. Calomel thus washed is deprived of its corrosive sublimate, which might

have adhered to the surface of the crystals, and no longer attracts the moisture of the atmosphere.

64. Manner of administering calomel.—Put the quantity necessary between two pieces of sweetmeat, and swallow it without masticating; or make it into large pills with the crumb of bread, or it can be taken in vermifuge pastilles (the pastilles called vermifuge contain each 1 grain of calomel); the dose can be introduced into the skin of a raisin or gooseberry; or rolled in a piece of fine paper that can be swallowed like a pill.

Dose to be taken in two or three days, when from the first you do not feel completely relieved.

FOR GROWN UP PERSONS.

Crystalized calomel . . . 5 to 10 grains.

FOR CHILDREN ABOVE FOUR YEARS OLD.

Crystalized calomel . . . 3 to 4 grains.

FOR CHILDREN UNDER THE ABOVE AGE, BUT ONLY ONE DOSE.

Crystalized calomel . . . 2 grains.

Farinaceous calomel for adults, 2 grains; for children over four years, 1 grain; one dose for younger children of 1 grain, but may be repeated if the first dose has not cured and does not inconvenience.

N. B. This practice ought to be discontinued on the third day, and the administration of the remedy no more applied. You must even stop at the first dose, if it produces a purging; for using it longer will terminate by producing mercurial intoxication, such as salivation, the loosening and blackening of the teeth, foul breath, and other symptoms of disorganization. Nothing of this sort will take place in following exactly the preceding prescriptions.

In vigorous practice, 5 grains of crystalline calomel might be taken without the least inconvenience.

CHAPTER IV.

CAMPHOR (ITS CHARACTERS AND ITS GENERAL PROPERTIES).

65. Camphor is an essential oil, which joins to the immense advantage of remaining solid, even at a high temperature, an antiputrescent and vermifugal property, that no other substance can equal. Who does not know that it has been used from time immemorial to preserve stuffs and furs from the attacks of worms and moths? Its antiseptic and antiputrescent qualities are such, that you may leave for a whole year meat in a pan filled with water, without its becoming corrupted, provided you take the precaution to deposit on the surface of the water grains of camphor, that must be renewed as they evaporate.

66. However solid it may be, camphor does not evaporate like other essences, and it resembles them in absorbing the oxygen of the atmosphere. That which remains is only its least volatile portion, which, separated from its more volatile part, falls into an impalpable powder, like camphor obtained by evaporation after dissolution with alcohol. Hence it arises that camphor not only diminishes in bulk, when exposed to the air, but effloresces and becomes covered with an impalpable white powder, that may be used as camphor to be taken, if in losing a part of its volatility, it has not also lost its activity. You can avoid this decay by covering the camphor with a good quantity of grains of linseed; in this way camphor can be preserved for an indefinite time without losing its properties even in an open pan.

67. My researches having conducted me to the conclusion that the greatest number of our diseases arise from the invasion of external and internal parasites, and from the infection produced by their disorganizing action; on the other hand having in view the simplification of treatment, in the same way as I have simplified medical theory, I could not rest my preference on a substance better adapted than camphor to extinguish the immediate cause of the evil, and to neutralize its effects. Had I under my hands a medicament of greater activity in this double respect, I should not have based my treatment on camphor.

68. Some wits, of whom every one can appreciate the

skilfulness and the motives, have endeavored at first to throw ridicule upon the importance we attach to the action of camphor; all their efforts have only betrayed their ignorance, and revealed the hidden spring of their actions. Those persons exist who from their position have an interest in suppressing that which cures too quickly; silly conceit has made common cause in this respect with absurd command; the poor woman who scented herself with musk, in order to hide a worse smell, cried out with nervous dismay at the pure smell of camphor. To-day all these attempts have fallen before the power of facts; we are contented to pity those who laugh; and very soon we shall make no remark at the odor of camphor, as every one will use it as occasion requires; for the smell in which we constantly live becomes imperceptible. Do not then allow this false shame to deter you; and to those who tell you that you smell of camphor, reply, you yourself smell of musk or something worse; and all will be concluded by a compromise in which the generosity will be on your side. That which cures always smells well.

The sterilizing effects of camphor have been greatly exaggerated. Camphor protects chastity, but does not produce impotence; in purifying the organs, it increases fecundity, renders gestation safe, and confinement easy. It paralyzes only the abuse, the futile and inopportune attempts at love. All the foregoing is founded upon more than ten years' experience.

69. There exist several kinds of natural camphor; but all have not the same strength. The best is that of Japan; but it seldom comes to France, as the Japanese make a great use of it in their medicines, and labor under a constant fear of not having enough for home supply. The camphor of commerce comes to us from Java, Sumatra, Borneo, &c.; but two kinds are distinguishable, the one with an insignificant action, the other with such efficacy, that the Javanese designate it as the remedy for all diseases. This last kind is the produce of the *laurus camphora*. It is sent to us in a rough state, and just as made by boiling the leaves and twigs of this plant in water; in Europe, Holland, and France, &c., it is refined by sublimation. The shawls sent from the Indies to Europe are moth-eaten if unfortunately only the worst quality of camphor is employed to protect them from such attacks.

70. Camphor possesses the property of bringing back sleep, of clearing the urine, of banishing internal or external parasites, consequently of dissipating cramps and pains in the stomach, in the bowels, diarrhœa and dysentery, gravel, and preventing the formation of stone. The urine the most red and the fullest of sediment, regains its limpidity, when the camphor has been taken internally for a single day; it gives out a pleasant smell, and remains a long time in the air without decomposing or becoming offensive.

By the dressing with camphor, wounds and sores are out of the reach of gangrene, of erysipelas, or the formation of a discharge of a bad nature.

71. Camphor to be taken three times a day in case of sleeplessness.

At morning, noon, and night, crush in the mouth a piece of camphor of the size of a small pea (1 grain), and swallow it by means of a draught of decoction of chicory or hops, or of water lightly flavored with tar.

72. Recommence at night every time you are troubled with want of sleep. On the first taking of camphor into the stomach, you feel an inclination to sleep; after this you have only common dreams, which recall the ordinary scenes of life. Persons subject to nightmare may thus rid themselves of it at slight expense and in an easy way. The source of the sufferings of the patient must lay very deep and active, if the camphor in this manner does not produce the desired effect; in this case you must have recourse to 5 grains of opium in a pill.

73. In order still more to augment the soporific effect of the camphor, use it under the following form:—Put the foregoing quantity of powdered camphor into a glass of sugar and water; add to it two small drops of sulphuretted ether; agitate it and drink it off. It is inconceivable how pleasant this small dose makes sleep and dreams. I recommend this innocent mixture to those that a state of restlessness saddens, that sleeplessness tortures, and sleep fatigues; to those afflicted, to those in fine to whom life is a torment, and the calm of sleep a balm.

74. With regard to the diseases of animals, replace this article by the essence of turpentine, a dose of one ounce, mixed in a pail of bran water for large animals; and of a quarter of an ounce in a quart of water for the smaller. Administer it as soon as you perceive the animals lose appetite.

75. CAMPHOR (POWDER OF CAMPHOR) TO TAKE—CAMPHOR TO SMOKE.—You may prepare powdered camphor in three different ways :

1) Increase with water the camphorated alcohol, which precipitates the camphor in a white powder, which reunites on the surface of the water ; take then with a ladle this quantity of powder, and cause it to drop upon filtering paper placed on a funnel ; continue to mix with water the alcohol, until there is no longer any precipitate of white powder. When it is dry from the evaporation of the water and alcohol, this powder is of impalpable fineness.

2) Pound a piece of camphor with a sufficient quantity of alcohol, until the lump is divided into fine powder, by the action of the alcohol, which dissolves and abandons the particles of camphor.

3) The last and best means is the following : Grate with a sugar-grater, a large lump of camphor sufficiently rectified as to be as solid as a lump of sugar. Put the dust thus obtained into a very fine sieve of silk. The portion which remains upon the sieve is to be kept for the manufacture of cigarettes, as camphor for smoking. The rest is for the manufacture of camphorated alcohol, or to regarnish and refill the cigarette of camphor.

76. Use of the powder of camphor : Take the powder of camphor, as you take tobacco, of which it possesses all the advantages, without any of its inconveniences ; it is less sternutative, and does not stain the linen. The use of the powder of camphor to be taken is sufficient sometimes to cure pain in the head and head-colds.

The taking of camphor often dispenses in some degree with the use of cigarettes, the same as taking snuff does away with the use of the pipe and cigar. The inspiration by the nose transforms the nasal passages into cigarettes charged with camphor or tobacco. Thus, when we have taken camphor, we experience the same effects, in the respiratory channel, and even in the œsophagus, as when we smoke the cigarette, and with the same vermifugal effect.

77. We make use besides of powder of camphor to cover wounds and deep inflammation with, which arrests immediately every formation of matter of a bad nature, slough and gangrene.

78. The powder of camphor on the genital organs, possesses the property of calming the part suddenly, of reducing

it to order and decency. It is a valuable means of instantly triumphing over fits of nympholepsy, priapism, and satyriasis, and arresting weakening discharges.

79. In order to prevent and eradicate the precocious habits of children, take care every evening to dust the mattress under the bedclothes with camphor, especially as high as the waist.

80. CIGARETTES OF CAMPHOR.—The use of cigarettes of camphor is to cause the drug to act upon the pulmonary surfaces, which could only take place by means of the disengagement of the vapor by the vehicle of respiration. In the construction of a cigarette, always keep this principle in view; otherwise all the effect of a cigarette will be lost, and no benefit will accrue, but it will prove an actual fatigue. We never dispense with the use of the cigarette except when the lungs of the patient are too weak to act; we then replace it by a piece of camphor, that the invalid holds in his mouth like a quid, in order to impregnate the saliva with, which he must swallow; or keep it constantly in the mouth by means of angelica root, or one of those drops of gum which ooze from the trunks of pines or furs. As the use of camphor cigarettes is one of the bases of our treatment, we especially invite the reader to study this chapter.

81. ECONOMICAL MANUFACTURE OF CIGARETTES.—Excellent cigarettes may be made with well-grown wheat-straws, but still better with quills.

1.) CIGARETTES MADE FROM STRAWS.—Take a well-grown straw, which presents no flaw, cut it square an inch from a joint and two or three before another. Pierce this joint with a large needle. This hole being made, introduce by means of a small tube half an inch of fine cut paper, or paper in which there is no glue, and permeable to the air, through the longer part of the straw, in such a way that the paper is applied to all the upper surface of the joint, which thus becomes a diaphragm permeable to the air. Fill then the long end of the straw with small grains of camphor, and keep them there by means of a piece of fine paper without pressing them. Try then, in drawing the air through the small end which is empty of camphor, if the air impregnated with the fumes of camphor comes freely through the diaphragm; this cannot fail to be the case if you have not too much plugged the end with paper.

2.) CIGARETTES OF GOOSE-QUILLS.—The quill is com-

posed as we know of an empty tube, and a feather at its termination. The feather serves as well as the quill to manufacture a good cigarette.

To produce this, begin by separating the quill from the feather with a penknife; smooth afterwards in a square manner the edges of the quill with the knife. Put the point of the penknife into the smaller end, turn the quill around the point of the blade in such a way as to detach the points of adherence of the dry pith which obstructs its orifice. Then blow out the pith. Round neatly this small orifice without enlarging it too much, in such a way that there remain no particles within, which by inspiration would form a stoppage, and intercept the passage of the air. In this way the quill of the feather is well prepared.

From the back part of the feather cut with a penknife a strip of an inch long, which must be cut in form of a ribbon; roll it between the fingers in a spiral form, and introduce it thus by means of a small stalk into the tube of the quill at the larger end to within the distance of one inch from the smaller. The tube is thus divided by this diaphragm into two parts, the one longer and larger than the other; into a large and small end.

Introduce into the larger end a piece of paper that admits the air to pass through it of about one inch, which serves to plug it. Then draw the camphor fumes through the empty end of the cigarette.

82. THEORETICAL EXPLANATIONS ON THIS PLAN OF CONSTRUCTION.—The air inhaled in passing through the grains of camphor, becomes impregnated with its vapor, and carries over the pulmonary surfaces of the lungs the aroma destined to preserve and cure them. In order that this result may be obtained, it is necessary that the embalmed air should not pass through any liquid. for the vapors of camphor would be dissolved in it and would thus be arrested in their progress. Hence it happens, if we put the paper of the diaphragm to the orifice at the small end, which is held in the mouth of the inhaler, this paper would become moistened with the saliva, the camphor would only be taken as a flavor and not as a vapor. It is thus absolutely necessary that the end through which we inhale should be empty to a certain distance. It is almost useless, I think, to observe that the camphor cigarette must be smoked cold; in a word, to be breathed and not smoked. The use of the camphor cigarette

is frequently sufficient itself to cure and relieve all the disorders of the chest, asthma, cold, hooping-cough, oppressions of the chest, loss of voice, and coughs in all stages; to cure pulmonary consumption in its first stage, to relieve it in the third; to dissipate gastric disarrangements, cramps and pains in the stomach through the saliva swallowed.

83. PRECAUTIONS TO BE TAKEN.—Be careful not to crush the end of the cigarette in the mouth, for fear of causing a crack through which the exterior air would penetrate, not impregnated with camphor; and cold; for from that moment no other air will get to the lungs. A cigarette cracked, is a cigarette lost.

A cigarette well made, and used with precaution, will last a week, renewing the camphor every evening.

84. Cigarettes are made with great success of violet root, with bone or ivory, which are extremely light; they may be procured of enamel, of silver and of gold. All are turned, and made upon the foregoing principles. They are made to suit all tastes. I have tried all sorts, but have always been of the opinion that the quill ones are preferable on account of their lightness and imperviousness to the air. Yet, if you wish to inhale the precious aroma through costly cigarettes of enamel, gold or silver, it will be necessary to surround the smaller end with several threads of silk in order to avoid the friction of the metal against the teeth.

85. In using the cigarette, it should be merely placed between the lips, and draw it in such a way that all the air inhaled passes through it. One then experiences a sensation of perfumed warmth, which appears at first to burn the arterial trachea, an impression to which, after a time, we abandon ourselves with a certain pleasure. It is sometimes necessary to draw very quickly in order to produce this sensation, which exercises a very great medical power upon the pulmonary organs; still the cigarette produces its good effects, although more slowly, when we inhale more slowly and without muscular exertion. When you wish to administer the cigarette to a child, be careful now and then to close the corners of his mouth, in order that he may take no air but through it.

As the volatility of camphor is in proportion to the elevation of the temperature, and the cold of winter renders that evaporation less active, take care in this season to hold the cigarette some time in the palm of the hand, or the waist-

coat pocket; in this way you also swallow some good draughts of camphor.

You should always swallow the saliva, because that in becoming impregnated with camphor, it is in its turn a medicine.

86. The desire to innovate and to modify has presented itself to us, since the publication of our discovery, but we have always returned to the preference of the construction above mentioned for the manufacture of camphor cigarettes. It would be a wretched attempt to renew the unfortunate plan, by which it was sought to augment the evaporation of camphor, by impregnating its grains with alcohol or ether; for we thus spread upon the pulmonary surfaces agents of which the greediness for aqueous particles disorganize and dry up a tissue, which only acts well in a moist state.

Yet those who, through prejudice or in reality, experience a certain repugnance to the inhalation of camphor, may replace this substance by the substitution either of balsam of tolu, which smells like a violet, or black unground pepper or cloves, or they can keep in the mouth a piece of angelica root, taking care to swallow the saliva impregnated by its flavor.

CAMPHORATED ALCOHOL.

87. Alcohol is brandy, deprived, by distillation, of the greater part of the watery and foreign substances which it holds in solution.

PREPARATION.

88.	Alcohol, a 98	1 lb.
	Camphor	5 oz.

We employ this liquid in lotions and poultices, mixed with water to reduce its strength, if we operate on weak thin persons or children, mixing it with half water, which reduces it to first proof, and then applying it to the chest.

2. *In Lotions.*—Fill the palm of the hand with the liquid, and then rub it over the parts affected; if alcohol is not at hand, use eau de Cologne.

2. *In Poultices.*—Pour a sufficient quantity into a plate

or dish, and soak in it a cloth folded fourfold, and apply it immediately to the diseased part, in order to avoid the evaporation of the alcohol, cover the poultice with a muslin well starched.

3. *As a Drink.*—

Water	10 parts.
Camphorated alcohol	1 part.

We make use of this beverage when the worms (lumbric or tapeworm, &c.) rise to the throat, for spitting of blood and bleeding from the nose. If costiveness accrues make use of a dose of aloes.

If a whitlow or abscess takes place at the end of the finger, steep the finger for eight or ten minutes in undiluted camphorated alcohol, after which all pain ceases as if by miracle; the blood which is albuminous is coagulated, and ceases to convey circulating suffering to parts not affected.

THEORETICAL EXPLANATION OF THE ACTION OF CAMPHORATED ALCOHOL UPON THE ANIMAL ECONOMY.

89. The principal agent in camphorated alcohol is the camphor; the alcohol is only added to it to serve as a means of application. Alcohol has more affinity for water than for camphor or any other oily substance; it also renders the water milky, and deposits the greatest quantity of camphor, the more it is diluted with water. Hence it follows that alcohol carries off from the tissues the water with which they are impregnated, hardens them and dries them like parch-ment; it cauterizes in its own way; thus a single drop placed on live flesh gives sometimes an insupportable sensation of burning, consequently its internal application to the stomach has the more intoxicating effect the less it is mixed with water. We must then take care not to use it on the mucous surfaces, living flesh, the genital organs, the rectum, &c., except in the way that we shall direct its application according to our system, in different diseased cases.

90. But the action of alcohol is powerless where the membrane is already despoiled of its organizing moisture, and assumes the nature of a horny substance; but such is the nature of our epidermis, that protecting cushion of the subjacent tissues. The action, then, of camphorated alcohol

will thus be altogether harmless on the epidermis, not that the epidermis completely bars its passage, but that in allowing it to pass, it filters it, so to say, and allows in passing only the necessary quantity to act as a medicament and not as a poison, on the organs deeply situated. Applied in this way on the surface, its effect is almost instantaneous, the pricking in the side is relieved, violent palpitations of the heart are quieted, pains in the bowels disappear by enchantment; diseases of the skin are effaced.

91. But there are cases, and not unfrequent, in which alcohol acts the principal part, and under therapeutic affinity to that of camphor. In effect alcohol possesses the power of coagulating the albumen, that of the blood as well as of pus, &c.; thus there are cases in which this single property is sufficient to expedite cure and to save life.

Let us suppose, for instance, the formation of a gangrenous wound, of an ulcer, of a collection of matter, that we recognize by the putrid and cadaverous smell it exhales. In this case life is endangered and death takes place from infection, as soon as the poisoned pus finds its way into the circulation by means of the superficial veins. This danger is dissipated, if a means is at hand, of cutting off all communication between the sound and unsound parts, with the circulation of the blood. Compression cannot produce this result, because however strong it may be, it cannot act on all the capillary vessels and still less on those deeply situated. Alcohol, on the contrary, by its coagulating properties, which penetrate sufficiently deep, produces this effect almost instantly; for in coagulating the albumen, it forms so many solid bolsters, which intercept all communication between the part affected and the healthy adjoining portion, and act like a sanitary and preservative cordon. To effect this, it is merely necessary to surround wounds or sores of bad nature with simple poultices, that must be profusely moistened from time to time, with camphorated alcohol; the camphor thus arresting the progress of putrescent decomposition from the discharge of the sore, and the alcohol arresting in its progress the invasion of contagion.

92. If necessary you can substitute for the lotions and poultices of camphorated alcohol, eau de Cologne; but camphorated alcohol possesses much greater power

We can comprehend, from this, how camphorated alcohol quickly arrests the pain and decomposition of crushed,

bruised, or diseased flesh, without the result of deep inflammation. The extravasated blood deprived by the alcohol of its watery part, dries it up, and, consequently, it cannot change to matter, for nothing can ferment without the presence of water. From that time the bruised and blue flesh seems only to act as dead skin; the pain, which is only the indication of disorganization, stops with the progress of the disorganization itself, because air and water are wanting to the decomposition of these disorganized parts.

93. We can easily imagine how the inhalation of camphorated alcohol arrests bleeding at the nose, spitting of blood, and that a simple lotion of camphorated alcohol, well diluted with water, is sufficient to stop the greatest hæmorrhage—this small quantity being quite sufficient to form an obstructing clot to the orifice of a ruptured artery of any size.

94. GENERAL RULE.—Thus it is necessary to have recourse to sedative water in cases which indicate fever, inflammation of the membranes, and disorders of the brain; for in all these cases the blood has become thick, coagulated, deprived of its normal, natural, dissolving salts. We have recourse to the employment of camphorated alcohol, in all cases of prostration of strength, or the menace of infection by the blood; in fine, every time the circulation becomes interrupted in consequence of the excess of its fluids. Against fever, use sedative water; against faintness and exhaustion, camphorated alcohol. It is only necessary to use, with precaution, camphorated alcohol in folds of linen, with attenuated and emaciated persons, with whom the protecting cellular tissue of the subjacent organs has almost disappeared, because the action of the alcohol would act with too great an energy upon the sacred organs. This must be corrected by lotions of mitigated sedative water, and afterwards by friction with camphorated pomade.

95. PRECAUTIONS TO BE TAKEN IN USING CAMPHORATED ALCOHOL.—Never lose sight of the fact in using camphorated alcohol, that it quickly takes fire at the approach of a candle, and that great precaution must be used in keeping it at a distance from any thing which ignites it.

96. In conclusion, it will be always prudent to recommend to patients of weak lungs, not to remain too long in an atmosphere laden with the vapor of camphorated alcohol; for the excess of alcohol imbibed in vapor and by breathing, may be as hurtful as excess of alcohol taken in drink. The

air we breathe is as much vitiated by the vapors of our medicines, as by the disengagement of any gas whatever; pure air is a second life.

97. CAMPHORATED OIL.

Oil of olives,	-	-	8 ounces.
Powdered camphor,	-	-	1 do.

The dissolution of camphor in oil is produced at the ordinary temperature, by simply stirring every quarter of an hour. It is quicker when the vessel is placed near the fire, but not upon it.

You may substitute for the oil of olives any other eating oil; oil of sweet almonds, of beech-nuts, of violets, or any oil without smell or acidity.

98. Camphorated oil, preserving its fluidity at a temperature at which pomade is solid, serves to greater advantage than the pomade for clysters and injections for the private parts, the ears, the nose, and for the dressing three times a day of parts difficult to come at. These injections of camphorated oil, frequently repeated, are of as much use as a dressing.

99. OIL OF TURPENTINE.—We use this oil for animals and their diseases, as we use the camphorated oil and pomade in the case of men: itch, rot, ulcers, &c. You can employ for this purpose oil of the lowest quality.

Oil,	1 quart.
Essence,	4 ounces.

Stir and allow it to incorporate some time either cold or hot. Inject this oil into the nostrils, the ears, the fundament. In drinks or injections, we administer the turpentine to them by means of a pail of bran-water containing 1 ounce of essence.

100. CAMPHORATED BOUGIES FOR THE PILES AND UTERINE DISEASES:

Mutton fat,	1 lb.
Powdered camphor,	5 ounces.
Virgin wax,	$\frac{1}{2}$ "

Cause the suet and the wax to mix together in a vessel like a carpenter's glue-pot; throw into it the powdered camphor or the same quantity of camphor dissolved in alcohol.

When the mixture has acquired the limpidity of oil, take it off the fire, and pour it into a cylinder of one-third of an inch diameter. These moulds are constructed with paper of the length of three inches, that you roll round a tube or piece of metallic pipe; twist the paper at the extremity and paste the edges with gum or starch. When you have made a sufficient number place them in sand in order to retain their form and pour in the melted substance. Leave them to cool, and preserve them with care in their papers, only taking it off the moment you use them. When one is introduced into the fundament keep it there by means of a bandage or cushion, till it is entirely melted, or that it has been expelled by the fecal discharge.

The same bougies are used in uterine diseases; they must then be four inches long, and do not introduce them without waxing the lower end, in order to be able to withdraw them at will, when it is necessary to use an injection.

101. CAMPHORATED POMADE.

Pork lard,	1 lb.
Powdered camphor,	5 ounces.

THE MANNER OF PREPARING THIS POMADE.—Deposit the pork lard in a large common basin, that you must place on the fire, over a glue-pot containing two inches of water. When the lard is melted it appears of the transparency of oil: pour into it the indicated quantity of powdered camphor, and stir the whole about with a stick; take it off the fire when you observe the camphor completely incorporated with the lard, and no longer clouds its clearness; this takes place in two or three minutes. Let it stand some minutes after taking it off the fire, and then pour the pomade slowly into another vessel, so as not to mix with it the dregs deposited by the lard. Cause the pomade to cool, by placing it in a draught or in a cellar.

Pomade thus prepared is as white as snow, and contains no asperities.

MANNER OF USING CAMPHORATED POMADE.—We make use of the camphorated pomade in frictions, and the dressing of sores.

I. In frictions. After having applied lotions of sedative water to the back, the chest, and the belly in cases of fever, or camphorated alcohol in cases of swooning, take

between the fingers a certain quantity of the pomade, and spread it on the same parts, rubbing it in gently until you perceive that the pomade has penetrated the flesh. In certain cases we add to the friction a gentle manipulation of the muscles, pressing them with the hands greased with the pomade in all directions for twenty minutes. Frictions forming one of the bases of our treatment, we repeat them three or four times a day. We must undergo this treatment ourselves, in order to be aware of the relief it affords, and the sensation of ease arising from it. We do not rub the bosom and chest; contenting ourselves with putting the pomade lightly on those parts.

2. FOR DRESSINGS.—Spread at first on the wound or increasing sore, after having well washed and cleaned it, a layer sufficiently thick of powdered camphor. Over this layer of camphor apply a piece of lint with a thick coat of the pomade on the lower side. Cover it over with folds of very clean linen. Over these cloths place a sheet of writing paper sufficiently large, which is thus placed in order to prevent the pomade from passing too quickly into the cloths, or to run out; keep the whole in its place by means of a long bandage, that must be disposed according to the form of the member diseased. If necessary the transparent paper can be replaced by a covering of India-rubber, or waxed cloth, or sparadrap, which enveloping the whole dressing, will adhere to the sound parts, and thus inclose the whole in such away that the sore is completely beyond the contact of the air, till the following dressing.

103. Camphor pomade is introduced into the nostrils, to cure internal ulcerations of the nose and colds of the head; into the anus, to cure cracks, piles, and excoriations; but above all into the genital organs, to cure diseases of those parts; white discharges, flowings of another kind, uterine disorders, &c.

THEORETICAL EXPLANATIONS OF THE ACTION OF CAMPHORATED POMADE ON ANIMAL ECONOMY.—Camphorated pomade is doubly antiseptic or anti-putrescent; 1st, by the action of camphor, which is hostile to fermentation, either normal or inormal; 2d, afterwards by its greasy nature, which forms an impenetrable coat against the atmosphere. Thus it remains without possible fermentation or decomposition. This greasy substance softens the hands of the operator, and prevents excoriation from rubbing.

104. CAMPHORATED CERATE, OR CAMPHORATED SPARADRAP AS ADHESIVE PLASTER.

Pork lard,	10 parts.
Yellow wax,	2 "
Powdered camphor,	3 "

The yellow wax is destined to give more consistence to the pomade, in order to prevent its flowing too quickly over the surface of the cloth. As soon as this cerate is cold, spread it with the blade of a knife upon linen of the size desired, apply it, and cover it with a waxed cloth of sufficient size. A cloth thus dressed will, in certain cases, answer all the purposes of a dressing, and the use of lint and bandages may be dispensed with. We use it with the greatest success as masks to hide sore faces. You can augment or diminish the quantity of yellow wax, as you desire to obtain more or less adhesiveness.

CHAPTER V.

CATAPLASMS.

105. THE skin absorbs as well as the mucous membranes; but it filters more finely and slowly what it allows to pass; and that which is applied to its surface only passes by the agency of water. But water will be imbibed by our clothes, and will be quicker absorbed by our dress than by our skin. Hence has arisen the idea of plastic and protective mixtures, which preserve a long time the aqueous particles, and keep them in constant contact with the skin. These combinations are cataplasms. A cataplasm is thus an excellent means of introducing through the skin, into the tide of circulation, the medicament by the means of water.

106. PREPARATION OF CATAPLASMS.—As a general rule, and a cleanly precaution, take care to spread the cataplasm squarely on the middle part of a soft linen cloth, clean but without tear or holes. Fold over the two other thicknesses of cloth in such a way that they cover each other; apply the cataplasm to the skin on its dressed side. In this way, in

taking off the cataplasm, there remains no trace of it either on the skin or the clothes.

107. EMOLLIENT CATAPLASMS.—In half a pint of water put 3 ounces of ground linseed, take it off the fire when it has formed a glutinous and viscous mass, put into it 50 or 60 drops of camphorated alcohol and a wineglass of sedative water; mix the whole with a spoon, and spread your paste as before directed on a cloth as evenly as possible.

108. VERMIFUGE CATAPLASM.—Add to the linseed meal of the foregoing half a head of bruised garlic, some leeks, some leaves of sweet bay, a bunch of thyme, chervil; 36 grains of asafœtida, kneaded in a sufficient quantity of camphorated pomade; and, after having spread the plaster as before directed, apply it over the whole abdomen, and renew it every two hours.

The preceding cataplasm may be replaced sometimes with advantage, by profusely moistening the emollient cataplasm with a great quantity of sedative water; and in the majority of cases I use no other.

109. SALINE CATAPLASM.—To the emollient cataplasm add two ounces coarse salt; and when you take it off the fire add one-third of an ounce of camphorated alcohol; moisten it profusely with sedative water on the side to be applied to the skin. This cataplasm must be taken off in ten minutes.

DRY OR BAG POULTICES.—In the disorder in which the cellular membranes are filled with water which produces dropsy, I make use of bag cataplasms with success, filled with substances absorbent of water, without being disorganized.

I place in the first rank those of common salt finely sifted: these poultices produce excellent effects in swellings in the chest, the cheek, and the glands. Against dropsy of the members, use lotions of camphorated alcohol, afterwards application of bags filled with hot oatmeal, powdered plaster heated, or any other farinaceous substance.

CHAPTER VI.

110. SEDATIVE WATER.

PREPARATION OF COMMON SEDATIVE WATER.—

Liquid ammonia, ℥2,	2 ounces,
Camphorated alcohol,	$\frac{1}{2}$ "
Kitchen salt,	2 "
Common water,	1 quart.

MEDIUM SEDATIVE WATER.—

Liquid ammonia, ℥2,	3 ounces,
Camphorated alcohol,	$\frac{1}{2}$ "
Kitchen salt,	2 "
Common water,	1 quart.

VERY STRONG SEDATIVE WATER.

Liquid ammonia	℥2	$3\frac{1}{2}$ ounces.
Camphorated alcohol		$\frac{1}{2}$ "
Kitchen salt		2 "
Common water		1 quart.

N. B. If it is desirable to extinguish the smell of sedative water, you can add to it a sufficient quantity of essence of roses, or any other essence. But in general, the patient who finds every thing excellent which relieves him, will be able to do without this superfluity.

111. THE PREPARATION OF THIS WATER.—Pour the prescribed quantity of camphorated alcohol into the liquid ammonia; stop it with care, shake up the bottle, and allow the mixture to stand a few minutes. On the other hand allow the salt to melt in the water, taking care to put into it some drops of liquid ammonia; allow the impurities of the salt to settle; and when the salt being completely melted and the water become limpid, pour it off gently or filter it through fine paper. Pour into it quickly afterwards the camphorated ammonia; cork it up and shake it well; it is then fit for use. Always keep it well corked.

112. The strong sedative water is used in cases where the skin is hard and callous, as well as for the diseases of beasts.

113. The middle strength sedative water is used in the bite of the viper and scorpion and the stings of venomous insects.

114. In general I make use of only weak sedative water; and even that is sometimes too strong, and I weaken it with water, above all where the case is of persons with delicate skins, marked with the small pox, or cicatrised in any way.

115. Weak sedative water, $\frac{1}{16}$; middling, $\frac{1}{4}$; and the strong, $\frac{1}{1}$ of ammonia; a simple addition of water reduces the middle and very strong to the level of the weakest.

116. Sedative water kept in a bottle, acquires a smell of bitter almonds, which arises from the intimate combination of the ammonia and the camphor.

117. This is the most expeditious way to prepare common sedative water, without having recourse to the scales to weigh the ingredients. Allow a handful of common salt to dissolve in a common drinking glass filled with water. When this operation is completed, and the water become clear, put two liqueur glasses of ammonia into a pint bottle, with half a small wine-glass of camphorated alcohol; shake the bottle up after having corked it. Mix afterwards the glass of salt and water with it; shake it up again, and conclude by filling the bottle with water. The quantity can be increased to any extent from the above proportions.

N. B. When sedative water is prepared with all the precautions of cleanliness above mentioned, it will still deposit a white powder; this is a combination of ammonia and camphor. This deposit is not useless, and it is necessary to shake the bottle well before using it, in order to divide equally this deposit in the liquor.

When you have salt water ready at hand, the preparation of sedative water does not take a minute.

118. HOW TO USE SEDATIVE WATER.—We use sedative water in lotions and poultices. In lotions, fill the hollow of the hand, and rub it gently on the parts affected, avoiding all roughness. In cataplasms soak a cloth fourfolded with the liquid in a dish, and apply it on the organ to be relieved. When it is necessary to apply sedative water to the head, surround it with a thick bandage, to arrest the water which might flow down the back and especially into the eyes; place the soaked cloth on the top of the head, and moisten it with a fresh quantity of sedative water, till the patient feels

that the liquid has penetrated through the hair; renew it at intervals, thus moistening until the relief is complete; this generally takes place after a few minutes application.

The immediate application of these compresses to the skin, does not fail to produce a slight redness, which may become unpleasant on certain parts of the body. They ought to be discontinued as soon as too great sensation of heat is experienced. Afterwards, this inconvenience quickly yields to the action of camphorated pomade applied to the inflamed part.

But we only have recourse to these cataplasms when the lotions are not sufficient to calm and dissipate the pain.

There is another way of obtaining the desired result, although perhaps a little slower; it is by applying on the part which appears to be the seat of disease, a cataplasm well saturated with sedative water; it may be kept on a whole night without inflammation arising from it.

119. PRECAUTIONS TO BE TAKEN IN THE PREPARATION AND PRESERVATION OF SEDATIVE WATER.—Be careful not to be too close to the vessel of ammonia when you uncork it and pour it from one vessel to another. Keep the bottles always closely sealed. Take care to keep them in a cool place, and not to let them stand near a lighted stove or fire-place at night, as the heat might cause the cork to fly out, and the ammonia would be disengaged in the air of the apartment. Observe not to inhale the odor of sedative water, but when it is prescribed as treatment. We may perhaps appear a little minute in laying down precautions to be observed; we acknowledge we are not ourselves so particular, having to prepare many quarts daily of sedative water for the use of the sick; but it is as well to caution those who use it in frictions for the first time.

120. THEORETICAL EXPLANATIONS OF THE ACTION OF SEDATIVE WATER ON THE ANIMAL ECONOMY.—When we witness for the first time the sure and quick effects of sedative water, its operation appears marvellous. As we have it at heart to erase this word from the study of sciences, and that in the science whose aim is to relieve the afflicted, the marvellous has been in all ages a bill of sight, drawn upon ignorance by quackery, we are about to give of the curative phenomena which the use of this liquid presents, an explanation so clear, so simple, and so within the reach of all capacities, that not only will every one be able to comprehend

the reasons which lead us to employ it in such and such given cases, but to modify its applications by knowledge of the cause, according to the exceptional circumstances which may present themselves.

121. The blood, that essentially vital fluid, which circulation distributes by the elaboration of our divers organs, loses its organizing properties as it becomes too thick or too thin, i. e., according as the albumen which forms its basis, abounds or is wanting to the flow which holds it in great measure in solution. This flow, is water with certain salts, among which the hydrochlorate of ammonia, (sal ammonia), and chloride of soda (common salt) act the principal parts.

122. The introduction of an acid, of an essential oil, of carburetted hydrogen or alcohol (rectified brandy) into the sanguinary vessels, coagulates the albumen of the blood, in the same way that a high temperature acts on the white of an egg. Excessive heat produces the same effect, by means of subtraction, by evaporation of the aqueous particles of the blood.

123. Albumen, coagulated in a circulating vessel, necessarily acts the part of an obstacle which impedes or arrests progress, the part of a stopper to a cylinder. If the clotted substance does not altogether stop the passage, the circulation will become slower from it in that part, until the power of the circulating fluid triumphs over the resistance, in pushing it violently elsewhere; and from that moment the rapidity of the course of the blood will be in proportion to the delay created in its course.

124. If the coagulated mass completely obstructs the passage, there will be accumulation on one side and emptiness on the other; superfluity and too great fulness on one, and poverty on the other; compression on one, and emaciation on the other; double suffering by the greater or lesser, by excess and by privation on the two sides of this diaphragm.

125. But if we suppose two instead of one coagulation, at whatever distance from each other, and which hermetically obstruct the vessel on two sides, the blood imprisoned between these two plugs remains stagnant, deprived of the reparatory modifications it acquires in circulating, deprived of the benefit of breathing, that it takes periodically in the pulmonary vessels. Thus the blood becomes decomposed

when it does not circulate. The decomposition disengages a large amount of caloric. We shall experience heat and inflammation in the first instance; redness and swelling by the introduction of this blood into the vessels of the surface, and by the violent formation of a new series of capillaries; discoloration follows by the decomposition of the coloring matter of the blood, and it terminates by the formation of matter, which is only discolored and poisoned blood from putrescent fermentation.

126. If this effect is produced on the lungs, an inflammation of the chest ensues, a surcharging of that organ with bad blood, &c. If it is in the heart, and its auxiliaries, violent and irregular palpitations. If on the coats of the stomach and intestines, trouble in the digestive functions and the process of defecation.

127. If in the muscular cells, swelling, difficulty in moving about, the progressive formation of suppurating swellings, rheumatic pains, &c.

If in the joints, gouty affections, tumors, at first red, afterwards white

128. But if, on the contrary, this effect of coagulation is produced in the greater or smaller vessels, whose network envelopes the brain, you may judge of the incalculable numbers of disorders, that such a stagnation of the blood is capable of carrying into the physical and moral functions which concentrate in this organ; sick headache, water in the brain, violent pains in the forehead, cerebral fever; stupor, delirium, madness, &c., the simple modifications springing from the action of one and the same occasional cause.

129. Hence you have the theory of fever, of irregularity of the pulse, of stoppages, of intermittents, &c.

Let us still further observe that the stagnation of the blood gives rise to the formation of an acid, which carries elsewhere its coagulating action, and in its turn produces new disorders in this way. A vicious circle, of which the effect becomes cause in its turn, and propagates a new generation of diseases.

130. This effect having taken place, by what means shall we meet it? It is quite evident that medical treatment should aim to dissolve that which has been coagulated in any manner, and to transform the solid into a liquid substance, to re-establish the interrupted communication in the circulating vessels, and to give to that circulation its regu-

larity, by freeing it from its obstacles. In similar circumstances ancient practice acted with empiricism, after the most theoretic ideas, baths, dietary and leeches or bleeding. But baths which might give back to an impoverished blood its aqueous particles, could not penetrate every where, nor to a great depth; and the quantity of water which by absorption might be restored to the blood, could not neutralize the action of an acid, and still less that of its producing cause, which often accommodates itself to the auxiliary. Diet is a new disease imposed upon an organization already sick; to starve in order to cure, is too often only to kill by hunger the patient who would have died of fever. Local or general bleeding may deprive the vessels of blood where the circulation is without obstacle; but it does not disengage the obstructed vessels; it adds emptiness to the too full; a malady by attenuation and collapse to a malady of congestion and over-excitement; it grafts one malady upon another in the greater number of cases; to prevent the suffering of the sick, it juggles him.

131. The discovery of the theory has put us in the right road of practical treatment; and its success has so greatly confirmed our anticipations, that those who are witnesses of the first effects of the treatment, all notify they have experienced a sensation of surprise, especially when they have had the unfortunate opportunity of judging of the action of the ancient practice.

Sedative water applied upon the skin, transmits through absorption, to the superficial vessels, ammonia and marine salt, those two energetic dissolvents of coagulations in the blood; the superficial vessels transmit it deeper and deeper, even into the most profound tissues, which thus receive the benefit of these flowings or infiltrations; albuminous obstructions are attacked on all points, and dissolve with such rapidity, that it is difficult to tell the precise moment when relief takes place. The desired effect sometimes occurs in four or five minutes; headache vanishes, the pulse resumes its former regularity, fever ceases, the skin assumes its usual temperature; reason takes her throne again with the sensation which characterizes the return to health, and all this happens in so short a time that the patient thinks himself resuscitated rather than cured.

132. In another point of view, this water joins to its eminently sedative action an accessory one, which is its

vermifugal and anti-putrescent property, by carrying the aroma of camphor, by means of the circulating medium, to every place that can be a haunt of purulent matter, or nests of worms. Apply a single cataplasm of sedative water on the abdomen, on a patient troubled with worms, and all at once he feels himself relieved from the internal twinges which these worms cause.

133. In consequence, sedative water is prescribed as an exterior application, as before explained, in all kinds of fever, inflammation, cerebral fever, violent palpitations of the heart, swellings of the members, with redness; erysipelas and cutaneous eruptions, the bites of snakes, and stings of insects, whose darts convey an acid poison to the blood, drunkenness, rheumatic pains, paralysis, madness, hydrophobia, &c. It is applied on the surfaces disarranged, if no excoriation exists on it, which would give rise to an inoffensive and passing smarting it is true, but too violent to be supported by some irritable constitutions. Thus, as there exists no diseased state which does not cause fever, we may imagine that the employment of sedative water, may be extended to the majority of disorders. It is necessary to avoid breathing its odor too long; it would even be hurtful to live constantly in an atmosphere laden with its vapors, for by this means the lungs would receive an unwholesome attack from the action of volatile alkali which is disengaged from it; it is also necessary as a precaution when a cataplasm is applied to the neck, face, or head, to walk backwards and forwards, in order to throw behind you the ammoniacal vapors constantly emitted, and only to breathe the air not impregnated by them. Yet it is not necessary so literally to take these precautions, as to have the least fear or hesitation in using sedative water when necessary. We only wish it to be understood, that ammoniacal vapors are not so wholesome as pure air, which is indispensable to respiration, and that the less the air is vitiated the better the patient will find himself.

CHAPTER VI—*Continued.*134. AROMATIC OYSTER WATER, OR SALINE LEMONADE;
SALT WATER.

Water	1 quart.
Common salt	1 ounce.

Preparation.—Let the salt melt in the quart of water (about a handful), either common or sea salt; pour off the liquid when the impurities of the salt are deposited at the bottom of the vessel, and the water is become clear, and if you wish to make the mixture palatable, squeeze into it a citron or lemon. It is thus exactly an aromatic oyster water; but the addition of the lemon juice is merely accessory.

Use.—Morning and evening, after having eaten a piece of camphor of the size of a pea, swallow half a glass of this water; it is an excellent vermifuge.

In cases of cough, roughness of the throat, sore throat, diseases of the larynx, gargle with it frequently; the mucous membranes then clear in the way of salivation. In cases of coryza or cold in the head, snuff it up by means of a quill.

 CHAPTER VII.

THE MALE FERN (POWDER OF ROOT OF).

135. THE flour of the roots of the male fern is employed against the attacks of intestinal worms, especially against the large lumbrics. It is taken in decoction or dry powder, in draughts or clysters.

1. *In decoction.*—Boil twenty minutes one ounce of powder in half a pint of water, so as to obtain a gruel, and swallow this quickly.

2. *In dry powder.*—Spread a pinch, about one-fifteenth part of an ounce, between two slices of confectionery, and swallow it as much as possible without chewing. Repeat

this dose as far as you can carry it up to one ounce, which is difficult although not impossible. Or otherwise take one pinch every day for some time. If you take the ounce in one day administer castor oil one hour after the last dose. Administered in this way, the fern root has a more powerful action than the former, on account of its pulverized state, which disturbs the intestinal worms, as saw-dust would do. At each slice, you can swallow a decoction of hops to wash it down.

3. *As an injection.*—One-third of an ounce of flour of fern is sufficient for an injection; boil it twenty minutes.

CHAPTER VIII.

MADDER (POWDER OF ROOT OF).

136. I was a long time without being able to discover the cause of diseases of the bones, protected as they are by the cartilages. It was necessary to discover an internal remedy which could reach the destination, with its properties unimpaired through the flood of circulation. I cast my eyes upon madder root, recollecting that the coloring matter of this red substance goes straight to the bones, which it dyes red, which may be seen by the bones of oxen, and calves, &c., which have been fed on the madder leaves; you will never observe on these bones the least trace of disease. Thus the young of worms will not live in contact with a substance poisonous to them. Thus in supposing the presence of such a cause in the bones, it appeared to me possible to poison it in that place by causing the diseased to take a simple decoction of madder root.

137. The first trial I made of it was upon the locksmith of Gentilly, whose disease and cure I have noticed before; he was affected with a sort of bony tumor on the knee. In eight days that enormous lump was turned into a large collection of matter, that we emptied and dressed according to our system; and at the end of one month the lame walked.

From this time, I have always had to felicitate myself on

the administration of this infusion to rickety children, or those affected with carious bones, and scrophulous persons; and I will invite physicians to make use of it in their practice in all cases of cancerous appearance, in taking the precautions that I shall lay down.

We administer the madder to cattle by giving them its leaves mixed with hay, and if leaves are not obtainable, by giving an ounce of powder every day in a pail of water.

138. PREPARATION OF THE POWDER AND DECOCTION OF Madder.—We cut the roots into small pieces about an inch long; dry them but do not burn them, in the inside of a stove, or any other pot. When they are become brittle, grind them in a coffee-mill. The decoction is obtained by boiling

Powder of madder,	. . .	18 grains.
Water,	. . .	1 pint.

Take the decoction in three parts, one in the morning, another at noon, the last at night. Before each glass eat a small piece of camphor of the size of a pea. Continue this decoction for three or four days, and repeat again in eight days.

139. PRECAUTIONS TO BE TAKEN.—The madder possessing the property of combining with the earthy basis of the bones, it is physiologically evident, that the too-long continued use of the powder of madder might render them too brittle. As the end of our treatment is to extinguish the animated cause which destroys them, and this effect may often occur in two or three days, we interrupt the use of this medicine, in order to reconcile the precautions to be taken to the end to be obtained.

But still, we think, our fears in this respect are exaggerated; for the manufacturers of Mulhouse have just informed us, that their workmen constantly live in the vapors of vats of madder, so that their clothes become red from this cause; they habitually eat it for pastime, but to a certainty they constantly eat it by inhalation. As to the rest, in the south of France, where the beasts are fed by months together upon its leaves, it has never been observed that this food has ever caused any disarrangement in the constitution of the animal. We then invite all those taking madder root, this new specific against diseases of the bones, to continue its use as long as they are able to bear it, until a

complete cure has been effected, or at least from eight to fifteen days in succession.

140. The infusion of madder possesses the taste of liquorice, and the exciting properties of coffee. In the severest time of the continental system, madder root was used as a substitute for mocha. Thus, some persons not being able to take coffee, would be obliged to reduce the dose of powdered madder to the twentieth part of an ounce; but they would have to continue its use longer than others.

N. B.—The purple coloring matter of the madder passes quickly into the urine, which it reddens like uric acid, but without affecting its clearness; its yellow coloring matter affects the excrements, which it dyes the same as aloes; but this double coloring is neither injurious or of bad omen.

CHAPTER IX.

GARGLES.

141. GARGLES may be called the clysters of the mouth, of which they destroy the diseased mucosities, and the virus that may be deposited on its surfaces.

I use gargles either with saline water or with camphorated vinegar mixed with water.

142. Gargles of saline water possess a power, which appears miraculous, in cases of swelling of the glands, inflammation of the gums, soreness of the throat, diseases of the respiratory passages; they reduce the glands, re-establish interrupted salivation, and facilitate the action of respiration. Procure clear saline water, by dissolving a handful of salt in a caraffe of cold water, shaking it up and allowing it to settle, in order that the impurities may be precipitated; then pour it off slowly into another vessel.

Gargles of camphorated vinegar are employed in cases of scorbutic putrescence, of stinking virus, and ulcers of a bad nature. They can be replaced with equal advantage by camphorated alcohol mixed with water. Dilute the camphorated alcohol with twenty parts of water.

CHAPTER X.

TAR (WATER OF).

143. TAR is a resinous substance, adhesive, black, and smelling, which is obtained by distillation from pines and firs.

Tar water is taken as a drink, or as an injection, as baths, either local or immersing.

1st. As a draught. Plunge the finger into liquid Norway tar; rub the finger thus charged over the interior of a water vessel, or any drinking utensil. Rinse afterwards the vessel with plenty of water, in order that it may absorb all which can be detached from the sides of the tar adhering to the inside. The water is thus tarred in a few minutes. You can use the same vessel for years without dressing it again. If it appears too strong, dilute it with a cup of water in a glass. A cup of this water gives to wine the peculiar odor observable in Spanish wines transported in tanned leather bottles.

N. B. Tar water as a draught eases the passing of urine, embalms the circulation, and is one of the best succedanea of camphor; $\frac{1}{3}$ of an ounce of tar needs not be exhausted in a year.

2d. As injection for the private parts. Boil a piece of the size of a pea in the necessary quantity of water, and inject it warm by means of a small metal syringe, as syringes of glass have the end too sharp. The same water may be mixed in the injection after having been well clarified.

3d. IN LOCAL, SITTING, OR BASIN BATHS. Cause it to boil; put in one handful of elder flowers, a lump of tar as large as a pea, a small quantity of kitchen salt in a sufficient quantity of water, into which plunge a red hot iron. Take these baths two or three times a day, in suspicious or irritated cases, or of any other kind. Keep the part afterwards enveloped in powdered camphor or camphorated pomade. We reap every day from this practice great benefits.

CHAPTER XI.

POMEGRANATE (ROOT OF).

144. POMEGRANATE root has been celebrated from the remotest antiquity, as an antidote against the solitary worm; and at the present time we know no specific more efficacious against the tinia, and at the same time less hurtful to the patient. But as the virtues of plants are regulated by the heat of the climate, it happens that the pomegranate cultivated in the north of France, is a thousand times less active than the wild pomegranate of Portugal or Algiers. Thus it happens in southern countries that a single application of pomegranate is sufficient to expel the solitary worm, which we only irritate at the north at each new attempt. Therefore as much as possible no other than that grown on the shores of the Mediterranean should be used.

145. The small radicles of the pomegranate appear to be more efficacious than the scrapings of the larger roots. We have obtained satisfactory results from its bark.

146. The dose to be taken is for full grown persons, 2 ounces; and for children, 1 ounce of the bark entire, or half-an-ounce reduced more or less fine as a paste, or ground in a coffee-mill to powder, boiling it in a quart of water till reduced one half. Administer it fasting early in the morning, at least 2 hours before breakfast, taking care every time to champ a piece of lemon peel, in order to conquer the unpleasantness of its bitter. Half an hour afterwards take castor oil as afterwards directed.

Several days before, make use of no other than highly spiced meats, cured and salted; take the aloes as usual, but especially the night before; and afterwards a small glass of camphorated brandy more or less diluted with water every morning. The day before, eat every thing well salted, and if possible avoid drinking during the night.

We find it useful to take the thirtieth part of an ounce of powder every morning, between slices of cake, or swallowed off by means of a draught of water; the powder possesses the advantage of attaching itself to the rings of the worm, and following him wherever he moves; he thus car-

ries his own poison with him. It will be also useful to keep a small piece in the mouth, like liquorice root, taking care to swallow the saliva. We advise the frequent consumption of the fruit of pomegranate skin and grains. The husk of the fruit possesses, perhaps, more virtue than the roots.

M. F. de la Ville-Gonthier has had the complaisance to bring me from Algiers, some bark of the pomegranate root of Africa. It possesses the taste of the husk of the fruit, which is not found in the northern production. It also acts more powerfully on the solitary worm than our native plant does. Chewing it is quite sufficient to cause the worm to descend, whose head was in the throat. Good bark blackens by the cutting of the knife, which strips it off;—it turns yellow on being ground in a coffee-mill.

147. We are rarely successful at the first dose over this giant of the parasites, in our climates, and there only remains to us the chance of killing them by small discharges and at a long range. In order to destroy him at once, it would be necessary to employ certain substances, which sooner or later would be as destructive to the patient as to his parasite;—violent poisons, it is true, for the parasite, and slow ones to the sufferer. And it is only by these means that certain charlatans destroy the solitary worm: they employ for the purpose arsenical and mercurial preparations.

148. Certain physicians have stated that pomegranate root produces convulsions on the patient. This is a wrong interpretation. Pomegranate root produces no convulsions, except on the tapeworm, who, striving against his poison by giving whipping blows on the coats of the stomach with his head, may produce with his possessor epidemical convulsions, at times of the most frightful character. You must hasten, then, to apply sedative water to the patient, and cause him to take small doses of camphorated alcohol, or otherwise administer to him a grain of emetic.

Pomegranate root acts on the tapeworm and other intestinal pests, by its bitter and gallic acid principles, which tends, by its combination with the ferruginous base, to disorganize the coats of these worms; for their skins are impregnated with a sort of silicate of iron. This gallic acid, which blackens the blade of a knife, and attacks so violently the skin of the worms, cannot fail to exercise a reaction on the mucous membranes. Thus, we observe the tongue becomes yellow, and the patient sometimes voids in the stool mucous

surfaces, a sort of doubling of the intestines, some colored yellow, others violet. But these phenomena of coloration and denudation are accompanied by no consecutive accidents.

The aim of anthelmintics is not alone to expulse but to kill. But the worm never dies immediately when the remedy is to poison and weaken him; he fights for some days in the torments of agony, which are also attended by agony to his possessor. Thus relief is not experienced until some days of the administration of pomegranate root. But as long as the head remains, the treatment must be renewed, although hundreds of feet of the tapeworm may have been voided. The patient is sometimes disembarassed of the tapeworm otherwise than by the stools.

CHAPTER XII.

149.

CASTOR OIL.

DOSE FOR GROWN-UP PERSONS.—

Castor oil,	2 ounces,
Diluted in warm vegetable broth,	3½ “

2d. FOR CHILDREN OF TENDER AGE.—

Castor oil,	1 ounce,
Diluted in warm vegetable broth,	2 ounces.

150. Stir the mixture up well with a spoon before taking it. Take it in three doses, of five or six minutes' intermission. Walk quickly, or stir about on the seat if you have not the use of your legs; and swallow a basin of herb broth every time after an evacuation, which commences some moments after taking the last dose of oil. If after this purging any heat is felt in the fundament, introduce into it some camphorated pomade, or a camphorated bougie.

CHAPTER XIII.

INFUSIONS, DECOCTIONS, OR BROTHS; MACERATIONS.

151. DECOCTIONS are broths, obtained by leaving any substance to boil in water. For infusions we are contented to allow substances to remain in water taken boiling from the fire. For macerations, we allow the substance to remain a greater or lesser time in cold water.

Coffee is a decoction, tea an infusion, wild chicory water a maceration.

The name of tincture is given to a dissolution of any substance either in alcohol or ether, either cold or hot. Camphorated alcohol in an alcoholic tincture.

DECOCTION OF SEMEN CONTRA.

152. Semen contra is composed of the tops of a species of mugwort from Asia. 1st. Boil half an ounce in half a pint of water for twenty minutes, take it from the fire when the small grains are deposited at the bottom of the water; pour it off and take it fasting without sugar, taking care to chew a piece of lemon peel afterwards.

2d. Less repugnance is experienced by taking this substance reduced to fine powder in a mortar; administer it thus every day in doses of a thirtieth to a fifteenth part of an ounce. Semen contra is one of the best vermifuges against lumbrics and ascarides. You may substitute for it, with a certain advantage, the tops of wormwood. Camomile flowers are but a weak representative of the properties of these two plants.

153. DECOCTION OF ICELAND MOSS.—This substance was formerly only in request for its mucilaginous properties; we employ it only on account of its bitter nature. Boil the fifteenth part of an ounce in a quart of water for ten minutes. Take it during the day as a drink with sugar.


154. DECOCTION OF THE FEMALE FLOWERS OF HOPS.—Boil for ten minutes, the fifteenth part of an ounce of the dust which falls from these flowers, or an entire bunch of the female flowers, in a quart of water, which should be taken every day as a drink, either with or without sugar. This

decoction ought to be recommended to persons and children of lymphatic habits, or subject to worms.

155. DECOCTION OF WILD CHICORY.—A common substitute for hops. Boil a large pinch of the leaves in a quart of water, or otherwise place coarsely cut, every day, a pinch of these leaves in the drinking vessel which serves for the repasts and refreshment of the day.

156. CORSICAN MOSS.—(*Ficus crispus* gathered from the rocks occasionally washed by the tide.) A large pinch, boiled ten minutes, in a pint of water, and strained through a coarse cloth. This decoction is eminently vermifugal by its saline and iodine properties. In this last respect it replaces economically the iodine of potass, which is very dear. We prescribe it in the same doses as above mentioned, every day.

157. INFUSION OF BORAGE.—Through its aromatic principle and its nitrate of potass, the borage of our gardens possesses the property of spurring on a lazy digestion and carrying off the urine, thus seconding the action of camphor. In a quart of water, taken boiling from the fire, infuse seven or eight leaves, or two heads of either dry or fresh borage, (the fresh is preferable). Take it like tea with sugar after dinner, or when the stomach feels embarrassed, taking care to render it aromatic by one or two drops of orange flower water; or add to the borage leaves one of an orange tree. This plant ought to be thus substituted into families for tea, which commerce so often adulterates to the detriment of health. This plant will at least be the tea of the poor, for a single foot in a garden sown with it will soon cover the whole.



CHAPTER XIV.

INJECTIONS.

158. INJECTIONS are the clysters of the genital organs of the ears, the nose, of fistulas and deep wounds. For the genital organs, no other syringes should be used than those of pewter, for fear of the accident which might arise from the breaking of those of glass.

3d. *Broth of Sarsaparilla with Iodine.*

Water	1 quart.
Sarsaparilla	1 handful.

Boil it twenty minutes, and throw in the quantity of iodine suitable to the constitution.

CHAPTER XVI.

INJECTIONS.

160. THE object of injections is to unload the intestines, either of the hardened and accumulated fœces in the colon, or of the worms which besiege it, or of the poisonous substances which corrode its surface.

161. CAMPHORATED INJECTION.

Boil 15 minutes in water	1 quart.
Linseed	1 ounce.
Provence roses	$\frac{1}{2}$ do.

At the instant it is taken from the fire, add to it

Camphorated oil	$\frac{1}{2}$ ounce.
-----------------	---	---	---	---	---	----------------------

Pass it, and administer it by a clyster or syringe, with a double action, which works easily. Do not use those old syringes by which you might be injured.

162. PURGATIVE INJECTION.

Add to the above during boiling,

Aloes,	3 grains.
--------	---	---	---	---	---	-----------

163. SUPERPURGATIVE INJECTION.

Mix in the first,

Castor oil,	$\frac{1}{2}$ ounce.
-------------	---	---	---	---	---	----------------------

164.—VERMIFUGE INJECTION.

Water,	1 quart,
Aloes,	3 grains,
Smoking tobacco,	2 “
Asafetida,	3 “
Camphorated oil	3 ounces

N. B.—The aloes acts on the large intestine as a purgative; the camphorated oil lubricates the parts, and cicatrizes and prevents excoriations. The tobacco and asafetida, in passing through the torrent of circulation impregnate with their insecticidal odor all the cells, the breath itself, thus reaching the intestinal worms in the deepest organs of the body. If the patient supports well this dose of tobacco, which scarcely exceeds the volume of a pea, the next time you may increase the quantity to 5 grains.

It sometimes happens, especially with females, that this injection of tobacco produces an instant of narcotism and drunkenness. Do not let this frighten you; stretch yourself a short time on the bed, and inhale vinegar; you will rise in ten minutes, quite at your ease, and disembarrassed of the effects of the disease and its remedy. The odor of asafetida taken in injection is immediately communicated to the breath.

165. VERMIFUGE INJECTION FOR BEASTS.

Bran water,	10 quarts
Oil of turpentine,	3½ ounces
Aloes,	½ “



CHAPTER XVII.

THE MUSTARD OF COMMERCE.

166. THEORY having made me foresee that we should be able to derive good effects from the mustard of commerce in combating certain cutaneous eruptions, and that, though the action of ammoniacal phosphate which abounds in the plant from which it is extracted, and which vinegar holds in

still greater solution, the practice of this year has confirmed on all points this foresight. As soon as a pimple rebellious against camphorated alcohol appears on the skin, cover it with good mustard, for ten minutes. When it has dried on the place, remove it with water, wipe dry, and cover the same spot, for ten minutes, with a compress of camphorated alcohol, and afterwards with a plaster of adhesive sparadrap. The same means are pursued with advantage against large blotches of certain maladies of the skin.

It is necessary to employ no other than the best unadulterated mustard. A curse on the adulterers of mustard of commerce. Should you fear this, pound white mustard seed yourself, and steep the flour the day before in vinegar, till it become of the consistence of a poultice. Use it the next day.

CHAPTER XVIII.

DRESSINGS FOR SORES, WOUNDS, ULCERATIONS AND OPERATIONS; LINT, BANDAGES, BANDS, COMPRESSES, NET LINEN, SPARADRAP, HOG'S BLADDER, ETC.

167. THE end of a dressing of wounds, &c., is to cover all the parts affected and the denuded surface from the action of the atmosphere, to preserve the flesh from purulent and gangrenous decomposition, to favor the adherence of the parts brought together, and the formation of new skin on the surfaces become denuded. Camphorated dressings have solved this problem; and we can insure henceforth that surgical operations shall no longer in certain seasons be attended by those frightful contagions which sometimes decimate those operated upon in the hospitals.

168. You should never employ for these purposes any other than old worn linen of good quality, well washed; the fibres of cotton are not so well calculated to imbibe as the fibres of linen.

169. COMPRESSES.—Compresses are composed of a bandage of linen, folded double or four-fold, steeped in the liquids of the foregoing treatment, and applied to the seat

of disease. Compresses composed of cotton are best for the application of sedative water.

170. **BANDAGES** are dry compresses folded square or long double or four-fold, and applied over the lint, to form a protective cushion to the wound against friction, and the variations of temperature.

Bands are ribbons of cloth about four inches broad. Their length is regulated by the number of turns to be taken, in order to keep the dressing in its place.

171. **NET LINEN.**—Take a plain square of cloth sufficient to cover the surface of the wound, cut it with the scissors at distances of half an inch over its whole surface. These holes are for the purpose of allowing the matter to escape. Keep this linen in camphorated oil, and spread it thus on the wound.

172. **LINT.**—Choose pieces of old linen well washed, but of open texture and middling fineness; cut them in strips of three inches long, and one broad; unweave them thread by thread, holding them by one of the corners. When you have got a sufficient quantity of these separated threads, you form what is called lint. For this purpose take a pinch between the finger and thumb of the left hand; then with the finger and thumb of the other, and arrange them. By this means all the threads of the mass will lay parallel. Place these meshes side by side, and over each other, in order to form pieces of lint of about four inches long and two broad. When you have sufficient at your disposal, place them in the palm of your left hand. spread upon it a sufficient coat of camphorated pomade with a spatule or end of a spoon, and apply thus the plaster to the wound, putting the dressed side next it; when the wound is large, cover it again with another row of plaster. But before doing this, be careful to place over the whole surface of the net linen a sufficiently thick coat of powdered camphor. Tie the bands over this bed of lint, then over all one or two large bandages, maintaining the whole with two or three others so as to prevent the possibility of displacement; wet these bandages with camphorated alcohol. Such a dressing puts the wound beyond the reach of injurious decomposition. But little matter is produced; and the pellicle of cicatrization often begins to form in twenty-four hours.

173. **AGGLUTINATED CLOTHS, SPARADRAP, DIACHYLON PLASTER.**—It is often necessary to keep the flesh together that

has been torn or cut, to maintain a dressing in its place by simple bands of cloth. We provide for this purpose calico prepared with a composition which possesses the power of making them adhesive to the skin. We employ for this purpose strips of cloth of 5 to 10 inches square; spread with a brush, upon one of the sides, the following composition in a hot state; pass a roller over it when cool, in order to render the surface pliant and equal:

174. COMPOSITION FOR SPARADRAP OR CLOTHS STRONGLY ADHESIVE.

Take Olive oil,	7 ounces.
Pork suet,	7 "
Water,	14 "
Powdered camphor,	1 "

Put it on the fire, and when the pork-lard is melted pour in

Powdered litharge (oxide of lead) : . . . 7 ounces.

After the mass is become liquid again, add

Yellow wax,	1 ounce.
Turpentine,	1 "

Take it from the fire when the drop is hard on placing it on the cloth.

175. COMPOSITION FOR COMMON ADHESIVE CLOTH.

Take Yellow wax,	1 ounce.
Pork-lard,	3½ "

Incorporate in a glue-pot, and pour into the liquid

Powdered camphor, 1 ounce.

Allow it to grow cool, and then with the blade of a knife spread it on cloth of the size desired.

With the first sort of cloth you can make bands of $\frac{1}{2}$ an inch broad to keep the flesh together; the length of the bands must be determined by the turns that must be made to maintain in its place the dressing of the wound.

176. With the second, you have a sort destined simply to cover a wound or dressing, to preserve it from the con-

tact of the air, and preventing the pomade from escaping through the cloths.

177. PORK BLADDERS.—I make use of pork bladders, as caps to maintain in its place the dressings of pomade on the head or hairy skin ; or as gloves, to keep the extremities in a bath of the camphorated oil or pomade. For this purpose it is necessary to make a hole sufficiently large to admit the foot or hand of the patient, deposit in it a sufficient quantity of the oil or pomade, moisten the edges with water and apply them to the ankle or wrist, by means of a band that you remove when the application is complete. In moistening them thus these bladders take the form of a shoe, in moulding themselves by drying on the foot.

178. BLADDERS OF GUMMED TAFFETY.—These bladders are used to keep the genital parts plunged in a bath of fine powdered camphor during the day, and of camphorated pomade in the night. They can be also used for the hands ; but then it would be better to cut them from the gloves which would permit the use of the five fingers.

179. BLADDERS, COVERINGS AND GLOVES OF CAOUTCHOUC, OR OF MUSLIN WELL STARCHED.—These bladders are employed with advantage to prevent the evaporation of alcohol, and to maintain this liquid permanently around a surface. Alcohol hardens bladder too much, and causes the waxed surface of cloths to scale off.

180. Always have in the medicine chest, some silk thread waxed with the adhesive sparadrap, curved needles, a lancet-shaped penknife to open blisters or collections of matter a pair of blunt scissors to cut off dead skin, and grooved pin-cers to take up an artery.

CHAPTER XIX.

PASTILLES OR PILLS TO SWEETEN THE BREATH.

181. You can cleanse your mouth in a morning by using saline water. Brush the teeth afterwards with a water of wood ashes (a pinch in a glass of water), or common water, to which is added a few drops of sedative water. This has

also the property of whitening dirty teeth. But as the same smell may return during the day, we have manufactured, in order to abate it, the following pastilles or pills. Munch them without swallowing them, and without swallowing the saliva; cleanse the mouth after with a glass of water.

White sea-salt,	$\frac{1}{2}$ an ounce.
Acid tartrate of potass,	$\frac{1}{4}$ "
Essential oil of mint or bergamot,	$\frac{1}{4}$ "
Gum adragant,	8 "
White sugar,	8 "

PREPARATION.—In a warm mortar, triturate to an impalpable powder the salt, the sugar, and the gum adragant, after having well dried them before the fire; make a paste of them with a little water, and the quantity of essence given; make them pipe-shaped form, by means of any hollow tube about two inches long. Dry them in a vase which acts as a stove; cover them with a coating of gum adragant with a brush and pass them quickly through the fire. Without taking the latter precaution, these pastilles would attract moisture and turn to paste.

It is easier to roll them into pills, and to cover them with a mixture of flour and sugar, which converts them into a small sweetmeat, or silver leaf, by rolling them in it after dressing them with essence. It is necessary to keep these pills and pastilles in a box well closed.

Each pastille contains near the half of a grain of salt, and a little tartaric acid of potass.

N. B.—These pastilles are equally useful in swellings of the amigdaloides, and other glands of the surface of the mouth, œdema of the glottis, embarrassment of the respiratory organs, ulcerations, &c.; in fine, they cleanse the mouth from the smell of tobacco.

ANTISCORBUTIC SYRUP.

182. Take—Leaves of cochlearia,	8 ounces.
Leaves of water trefoil,	8 "
Cresses,	8 "
Horseradish,	8 "
Bitter oranges,	8 "
Cinnamon,	$\frac{1}{4}$ "

which allow to macerate five or six days in

White wine,	2 quarts.
-----------------------	-----------

Pour it off, press it in a cloth, and add to it

Burnt sugar, with an equal quantity of water, 1 pound.

Use.—Give a table-spoonful of this syrup every morning to badly constituted children, greensick women, and persons subject to vermin. Keep this syrup in the cellar.

183. N. B.—In the season when cresses, cochlearia, and water trefoil, &c. cannot be obtained, this antiscorbutic syrup may be thus composed:—

Sprouts of fir trees,	1 ounce.
Dry orange, or citron peel,	1 “
Yellow powder of hops,	1 “
Hydrochlorate of ammonia,	1-7 of do.
Cinnamon,	1-4 “
White wine,	1 quart.
Burnt sugar, with an equal quantity of water,	1 pound.

Preserve and administer as before.



CHAPTER XXI.

184. SYRUP OF CHICORY.—

Rheubarb root,	$\frac{2}{3}$ ounce.
Wild dry chicory roots and leaves,	2 “
Iceland moss,	$\frac{1}{3}$ “
Sugar,	1 pound.

185. PREPARATION.—Boil the chicory and the iceland moss in 1 lb. of water till it is reduced to one-half. In taking it from the fire, throw in the rheubarb finely ground; allow it to infuse and macerate till next day morning. Filter and pass the whole through a thick cloth, and mix with it the sugar melted in 1 pound of hot water. The syrup is fit for use when the sugar is quite incorporated.

Use.—The syrup of chicory is administered to children at the breast and of tender age, and to those who refuse to take aloes. Give them a spoonful morning and night every four days. This syrup is purgative and vermifuge.

CHAPTER XXII.

SYRUP OF CAMPHORATED GUM.

186. SOME children take with difficulty camphor in a solid state. There are persons whose stomachs have been so denuded of the mucous membrane, by violent treatment or accidents of a corrosive nature, that the touch of a powder is sufficient to give them torture, and produce vomiting. In these two cases it is necessary to employ the syrup of camphorated gum from time to time.

187. FORMULA.—

Water,	8 ounces,
Gum arabic,	8 “
Sugar,	1 pound.
Camphorated alcohol at 44, weighing 25, B.,		1 ounce.

PREPARATION.—Melt the sugar over the fire in a pound of water; throw in the camphorated alcohol, stir it up, and wait till the whole is well incorporated. Melt the gum either in cold water, which takes some time, or by means of a glue pot, taking care to stir it often, and to employ 1 pound of water: either filter, or allow the impurities to settle: put it again on the fire in a glue-pot, and reduce it one third.

This completed, mix together the camphorated sugar and the gum, and stir it frequently, especially before using it.

N. B.—This syrup is rarely limpid; but this is of no consequence. It contains one-third of an ounce of camphor to the tablespoonful.

CHAPTER XXIII.

188. SYRUP OF IPECACUANHA.

Alcoholic extract of ipecacuanha,	$\frac{1}{2}$ ounce.
Very white sugar,	1 pound.
Pure water,	1 “

PREPARATION.—The alcoholic extract of ipecacuanha is

obtained by allowing 4 1-4 ounces of ipecacuanha root to macerate for fifteen days in the sun, in 1 pound of alcohol at 21 Cartier, filtering and distilling the alcohol.

Dissolve the extract obtained in 4 ounces of pure water, and filter it. Dissolve, on the other hand, the pound of sugar in the pound of water; let the syrup ebullate, and pour into it the dissolved ipecacuanha, and continue boiling till it acquires a consistence like syrup.

Give a spoonful to children, when it is necessary to cause them to vomit. We have recourse to it only in advanced stages of the croup.

N. B.—The two preceding syrups taking some time to compound, it is better to take them from a respectable apothecary. There are druggists who give syrup of burnt sugar instead of syrup of gum. The syrup of sugar is always clear; our syrup of gum is always milky.

CHAPTER XXIV.

189. CAMPHORATED VINEGAR.

Powdered camphor	. .	1 ounce.
Rectified vinegar	. .	1 quart.

190. PREPARATION.—Deposit the camphor in the vinegar and cork the bottle. Shake it up, and wait until the camphor is dissolved, either spontaneously or by heat.

191. We employ this vinegar, 1st. To purify the air of apartments, by throwing some drops on the floor, or upon a fire-shovel heated on the fire.

2d. To inhale in cases of fainting.

3d. In gargles in scorbutic affections, by putting five or six drops into a glass of water.

4th. Mixed in a large quantity of water, as lotion against the menace of purulent infection, and of decomposition of the blood, ulcers, plague, and contagious diseases, gangrene of the lungs, and the frightful effects of stings on the body.

General Rule.—When the blood is congested by the

absorption of an acid, make lotions with sedative water; when it is liquified by the absorption of a substance based on ammonia, lotions of camphorated vinegar well diluted with water (for this pure acid burns the skin like caustic). In the first case there is fever; in the second, progressive weakening of the pulse.

CHAPTER XXV.

ON THE SUPPRESSIONS TO BE MADE IN THE SCIENCE OF MEDICINE.

192. WE have thus enumerated the substances and pharmaceutical compositions which are sufficient for our practice, and which have constantly assured us success. There remains for us to explain our reasons for the suppression of the ancient treatment.

1st. We avoid local and general bleeding by leeches, cupping, and the lancet. It is always attended with danger to graft a new disease upon another, to wound a living being already wounded; we complicate the disease in trying to divert it; we give relief in appearance, we weaken in reality; we empty the healthy vessels without removing the obstruction of those diseased. It would be absurd to suppose that by bleeding we purify the blood, and extract its vitiated parts; if the blood be vitiated, what remains is as much so as what is extracted.

But why have recourse to these violent and sanguinary means? Would you calm fever? You will not succeed by bleeding. Sedative water, in compresses or lotions, makes it disappear in five minutes in the majority of cases, and in a quarter of an hour in the most extraordinary; the pulse falls from 180 to 60. Thus as you can only judge of fever by the pulse, what more do you ask for? Interrogate the patient, he will tell you he is relieved. Quit your lancet then, it has done sufficient mischief since the days of Hippocrates.

2d. Leeches envenom wounds; cupping disorganizes the tissues; two worse means than the lancet.

3d. I suppress blistering and cautery, on the same principle which prompts me to close a wound as soon as I perceive it. Nature has not created disease, to be cured by disease; it is scholastic medicine which has added this absurdity. Open an issue to matter when you discover that it accumulates in an organ; but every malady does not discharge itself externally, like matter, by the holes you make in a diseased body. Do not expect that it will make itself a passage through the deep incisions which you make in it.

Blisters offer another danger; they may produce a poisoning of the skin, when the blister breaks, and the particles of cantharides are immediately applied to the denuded surface; hence arises, painful difficulty of passing urine, œdema and erysipelas, without mentioning the fever those frightful blisters of the size of the chest and back communicate to the patient; for you might then say the poor patient is a guilty being which the executioner has put to the torture on the wheel. I have seen in the hospitals cases of blistering which made me recoil with horror, and I believe it is to these spectacles of the barbarous aberrations of medical science, that I have never wished to enroll my name as a physician. I did not feel the courage to act in this respect like others, and I had not then discovered the means of acting otherwise, and in a less revolting manner. It was then too early, now it is too late; what I have discovered is so simple, that every one can act without me; how could I call myself doctor, when every one is about to become as wise as myself?

4th. I suppress mustard blisters, because I suppress fever; I suppress actual cautery, because I fear the inefaceable effects of a burn. I seek to relieve, and not to add suffering to suffering.

5th. I suppress polypharmacy, because with few remedies, I can cure all diseases. The physician has only recourse to a multiplicity of remedies, when his resources are at an end; he essays and tries at the expense of the remnant of strength and health left in the patient; it is for the physician a ray of hope, and a means of blinding himself to the menaced result; it is for the poor patient, a new illusion, which he purchases with tears and sweat.

6th. I suppress emetics, for fear of congestion of the brain, of excoriation of the stomach and œsophagus, and ruptures of the pulmonary organs. Purgatives disembarass the stomach in a much more inoffensive manner.

7th. I suppress a dietary, because a sick man requires, as well as one in health, to nourish himself according to his strength and appetite, and hunger only horribly complicates every species of disease. By means of my treatment, every patient eats when he has an appetite; and if for a moment digestion provokes fever, sedative water quickly triumphs over it. Never, never have I found the least accident from the use of this anti-scholastic but rational method. Henceforth, let no patient die from loss of blood, and want of nourishment.

8th. I suppress the use of poisonous salts, the employment of sulphate of quinine, that too long continued medical dupery, to which fever refuses to yield, as well as quinquina, and which sometimes only triumphs over fever at the expense of gastric disorders and inflammations of the intestines. Why resort to such dangerous and equivocal means, when with a little camphor in the inside, and sedative water without, any fever whatever is so quickly dissipated?

9th. In fine, I suppress, without mercy, every violent means, because the end of the art of relieving the sick, is to solace them as soon as possible, and treatment should never assume the aspect of torture, vengeance, or punishment. Thus with my simple and inoffensive means, we relieve at first and cure afterwards, if the disease has not reached an incurable stage; but even then we relieve the patient, which is, at the least, a compensation for the sad regret of not curing.

10th. I suppress the use of ice, above all, to the head, because; in this way, the inflammation is only cured by disorganizing the liquids and the tissues; that you only seem to arrest the cerebral fever by the annihilation of thought, and stupefying the intelligence, even when death does not ensue. What can be thought of a physician who condemns the sick to a diet and then prescribes iced drinks? Should a charlatan act thus he would be summoned before the tribunals as a homicide. In fine, what is endeavored to be obtained by the application of ice, so often mortal, the action of sedative water produces in a few minutes, in a manner as sure as innoxious.

11th. Suppress, also, and in the severest manner, the employment of inhalations of ether, and, above all, chloroform, which take away the sense of pain at the risk of life.

CHAPTER XXVI.

GALVANIC PLATES, PROBES, AND SPECULUMS.

193. GALVANIC PLATES.—We apply, on the seat of disease or pain, a very thin plate of red copper, and, on the top of that, an equally thin plate of zinc, but moistened with salt water on the side, which touches the copper. This appliance soon performs its functions, for the copper becomes almost immediately coated with zinc. You obtain these plates, not thicker than a sheet of paper, by means of a beater, which causes them to adjust themselves to all the accidents and variations of surface. The plate of zinc should be slightly larger than the copper; but care ought to be taken to lap the edges over each other and smooth them, in order not to injure the skin by the angles and cutting edges.

194. GALVANIC PROBES.—These are made of copper beaten out in the same way, and of the smallest calibre, closed at one end, but pierced with an oval hole one-third of an inch long and a third of an inch from the end. Introduce into this probe of copper a stem of zinc moistened with salt water, whose extremity reaches the bottom of the probe. Put the copper, before introducing it, into the urinary canal.

195. GALVANIC SPECULUMS.—With copper and zinc in thin plates, two sorts of speculums are manufactured, closed with leather caps at the end—that of copper perforated by a hole of $\frac{1}{3}$ of an inch, at certain distance, and the speculum of zinc capable of entering that of copper without friction, after being moistened with salt water.

196. THEORY OF THE ACTION OF THESE INSTRUMENTS.—These instruments are for the purpose of extracting from the organs, by the mucous passages, mercury, arsenic, and other metals, with which these organs are infected. You cannot imagine how many of these sorts of affections I have caused to disappear by the sufficiently repeated application of these plates on the seat of disease. I have seen, in some cases, the plate of copper next the skin, covered with a coating of mercury.

197. USE OF GALVANIC PLATES.—Three times a day hold, for one hour, these plates on the seat of disorders, originating from mercury, or other poison; lotion the place with

sedative water and cover it with a plaster of camphorated cerate until the next application. After each application clean with vinegar, and expose to the fire the surface of the plate of copper, which was in contact with the skin. The plate of zinc eats up very fast, and is easily perforated; but it will do, although thus perforated, as long as it can be managed.

198. IN THE SEDATIVE BATH we apply these twin plates over all the surfaces, the seats of ulcerations, cutaneous eruptions, or gouty and rheumatic pains.

199. USE OF GALVANIC PROBES.—These probes are oiled, and introduced into the canal of the urethra, in order to combat the ulcerations of the channel, the difficulty of urinating or the diseased or other discharges; but it is necessary, from time to time, to ascertain that they act freely in the passage, and that they contract no adherence with the mucous membrane; we do not leave them longer than five or six minutes in the parts. If in spite of these precautions this effect takes place, it may be remedied by withdrawing the zinc tube and introducing into the copper some olive oil. The oil, by filtering through the oval aperture, will detach the probe from the membrane. The end of the probe should not pass the prostate gland of a man, for fear it should cause a precipitation of incrusting salts if it entered the bladder.

With these precautions you are beyond the reach of consecutive accidents.

These probes are equally useful for diseases of the anus produced by mercury.

200. GALVANIC SPECULUMS.—These are employed the same number of times in the day, are kept in the parts the same time, and require the same precautions as the other probes, and in all suspicious diseases of the womb and vagina, white discharges, others of bad nature, and internal pains. They extract by degrees the metallic venom, which an arsenical or mercurial treatment has deposited in these organs.

CHAPTER XXVII.

POMEGRANATE WHITE WINE, AND ACCESSORY TREATMENT FOR
TAPEWORM.

201. THROW a handful either of the small radicles, or bark of the large root of pomegranate, into a bottle of white wine; you can use this wine twelve hours after. Take a small glass, mixed with a small glass of olive oil, every morning, and when the worm comes to the throat. You can suppress the oil if you wish.

This wine becomes black by the formation of gallate of iron; but the blacker it is, so much the more efficacious.

If the tapeworm resists the means described, and this latter, take, three times a day, flowers of sulphur, as large as a pea and inclosed in fine paper, and swallow with a little salt and water; afterwards, in the evening, take an opiate pill, large enough to cause you to sleep soundly four or five hours, and as soon as you wake take castor oil. The worm will sleep longer from the opium than the patient, and may be ejected before he has retaken his position on the intestinal surface. The use of flowers of sulphur is a sovereign remedy against ascarides and lumbrics. A piece of roll sulphur should be always kept in the water cisterns and troughs of all animals.

 CHAPTER XXVIII.

BLOOD BATHS.

202. I HAVE drawn in several cases the happiest results from the use of blood baths, either of oxen or sheep, in distortions of the vertebral column and softening of the bones.

These baths ought to be taken every day if possible in summer, in the following manner: place the patient under the warm jet which comes from the veins of the animal; when the blood ceases to flow, envelop the patient in a sheet and leave him thus exposed in the sun, if not too hot, if so, near it. As soon as the blood dries on the skin rub the patient with a light brush, and then wash his body with water mixed with camphorated alcohol.

THIRD PART.

DOMESTIC MEDICINE.

DETAILED APPLICATIONS OF THE PRINCIPLES LAID DOWN IN THE PRECEDING PARTS, AND TREATMENT OF THE MOST COMMON DISEASES.

203. WE have explained in a few words the causes from which emanate disorders in our functions, and take the name of diseases. We have furnished you with the formula and the necessary methods, in order that you may be able to be your own physicians. It remains to us to give you as many specimens of the treatment of diseases we call common, and their treatment. We shall be careful to furnish you with common terms, in order that the most illiterate may be able to apply the remedy to their state of health. The physicians must pardon us for the triviality of our language; the public would hardly pardon us if we employed scientific terms, which it did not understand. We shall arrange the diseases in order, so that this little collection may be as easy to consult, in every disorder, as a dictionary; and in the paragraphs we shall explain, 1st, The causes from which the disorder springs; 2d, The effects and the symptoms it produces; 3d, The treatment which has always succeeded with us in arresting it.

204. In all special treatment, let it be understood at the same time, you must submit to the hygeian regulations, with the addition of camphor three times a day, in a dose of three grains each time, swallowed by the aid of a draught of chicory-water or decoction of hop, or still better of saline water, taking aloe every four or five days with herb broth.

205. ABSCESS (BOIL OF MATTER OR PUS).

CAUSES.—An abscess is a mass under the skin or muscle, of matter, caused by the disorganization of tissues. The introduction of a fish-bone, splinter, barb or beard of corn, in fine the parasitism of the larvæ of insects, determined by cutting, gnawing and tearing the flesh, decomposition both of solid wrecks, and the lymphatic and sanguinary liquids in a yellow lactescent product, whose acidity carries fever into the circulation, and has the power to cut more and more through the healthiest parts, until it finds a vent externally.

Mercurial remedies, also, cause abscesses of more than one kind.

EFFECTS.—The member swells, the skin which covers its seat distends and rises, inflamed at first, turning yellowish afterwards when the matter takes its direction to this point. The patient has fever, grows thin, loses appetite and sleep.

TREATMENT.—In this case, and when the collection of matter is large, no medication can replace the use of the lancet or knife, in order to give artificially an issue to the matter, and empty its pocket. Take care to pierce to the lowest depth of the abscess, in order to facilitate the flowing of the matter. Press it for this purpose, until it no longer flows. But as this treatment only takes off the produce, and does not reach the cause, which, in the greater number of cases, is animated, take care to wash the abscess with numerous warm injections, tar water, then camphorated oil; empty it again by compression. This done, you will apply the sides of the abscess together, cover the wound with a porous cloth, then with camphorated oil powder afterwards this cloth with camphor to some thickness; apply over this layer of powder some lint covered well with camphorated pomade; bandage it up so that the dressing keeps its place, and moisten the whole well with camphorated alcohol, but not sufficiently to wet to the skin. If fever comes on, applications of sedative water around the neck, in compresses, the hands and the head, will quickly remove it.

206. MENTAL ALIENATION, MADNESS, FURY, MANIA, IDIOCY.

CAUSES.—A bad conformation of the brain, either from birth, accident, or a wound; the disorganization, more or less

deep, or the compression of any portion whatever of the brain, the consequences of the introduction of any foreign body, the development of hydatides (or eggs of tapeworm), the erosion of a larva, or worm of a fly; the formation of a cerebral congestion, in consequence of an accident, either physical or moral, of great suffering, in fine, which causes a rush of blood to the brain, &c.

EFFECTS.—These effects are called idiocy, common madness, insanity, or fury of divers denominations, as the cause acts with more or less power, on greater or lesser surface. They are transitory, curable or incurable, susceptible of relief or simply watching over.

TREATMENT.—Large affusions of sedative water on the head, around the neck, and upon the hands, are sufficient to dissipate madness which arises from cerebral congestions and efflux of blood on the brain; this madness is thus dissipated as by enchantment. The fits of incurable cases are relieved by the same means, joining to it the frequent use of sedative baths. We try all the vermifugal treatment also. (See intestinal worms.)

Incurable madness should be surrounded by watchful and affectionate care. No violent means ought ever to be employed to restore to reason these sad cases. Shame on the keeper of an asylum who has recourse to the treatment of an executioner! The furious madman, however physically strong, has the same conscientiousness of the inferiority of his intelligence which causes the ox, the horse, and the elephant to obey the voice of a child of tender age; he trembles when he sees he no longer inspires fear; he becomes affectionate and grateful, as soon as the man who has intimidated him by his good countenance, addresses to him kind words and gentle admonition. As to the confirmed maniac, he is so placed as not to do hurt. There is always in an insane person, however badly disposed, a ray of reason from which good effects may be drawn; say something to him which flatters him, to divert his ideas; and then he forgets the illusion he has conjured up. Do not directly contradict him, occupy him after you have won his good graces. I fear a mischievous madman that I do not know, and who has never seen me; I have never feared, in their greatest fits, the madmen whom I had known in a sane state, or with whom I had the opportunity of conversing in a friendly manner; I was always sure to intimidate them, and bring them back to calmness, and to the light of reason.

207. SWELLED AMYGDALOIDES, TONSILS AND SORE THROAT.

CAUSES.—A splinter, an ascarides, or any other worm, by introducing itself into the amygdaloidal glands, which are found on each side of the throat, may cause an unnatural swelling of those parts.

Mercurial treatment produces swelling of the amygdaloides, even when it produces nothing worse.

EFFECTS.—On each side of the back of the neck a large inflamed gland is perceived, of the form of an almond; these two glands render respiration and deglutition difficult. We only swallow with the greatest difficulty, and experience tingling and noise in the ears.

TREATMENT.—Three or four times a day touch the glands with the end of the finger or a plug steeped in camphorated alcohol; gargle frequently with saline water; apply compresses of sedative water behind the ears, and when they are removed, camphorated cerate; calomel one dose; aloes every four days; camphorated injection every morning, and from time to time vermifuge injection; sedative baths. The use of the camphorated cigarette cures and preserves from this attack in the majority of cases of this disease; but gargles of camphorated alcohol frequently triumph the first day over a disease, that ancient medicine knew no cure for except the eradication of the glands. This violent method, often dangerous, it was necessary to repeat at each relapse. The success of our treatment has completely banished this from therapeutics.

208. SORE THROAT, QUINSEY. (STRANGLES OR GLANDERS IN HORSES, ETC.)

CAUSES.—The introduction into the lower part of the throat: 1st, of acid or ammoniacal vapors, or any other caustic; 2d, of any dust of a sharp or irritating nature; 3d, of worms, larvæ or vermicular ascarides, of which the punctures and irritation often produce a turgid staté of the fibres, and often œdema of the glottis.

EFFECTS.—A sensation of constriction in the hinder part of the throat, difficulty of breathing and swallowing, especially solid food.

TREATMENT.—Against the effects of acid vapors, gargle

with water, slightly alkalized with a little sedative water; against those of alkaline and ammoniacal, gargle with water slightly sharpened with camphorated vinegar; against the effects of irritating dusts, nothing relieves quicker than a gargle of strong salt and water. The use of inhalations of the camphorated cigarette, is sufficient to dislodge from this point the intestinal worms, the cause of the third variety of this disease; we add to it, in order to combat its effects, gargles of saline water, and the application of a compress, moistened either with sedative water or camphorated alcohol, around the neck. Touch the bottom of the swallow frequently with the finger dipped in camphorated alcohol, before gargling.

Against the strangles and glanders of beasts and horses, we make the animal swallow, during the day, one ounce of oil of turpentine, or turpentine in salt water; administer to them a vermifuge injection, and surround the neck with a large compress of sedative water. Take care to dust their hay and straw well with salt.

209. ANCHYLOSIS, NATURAL OR FALSE.

CAUSES AND EFFECTS.—The introduction of the larva of an insect, or gadfly, of a splinter, or of a globule of mercury into the cartilaginous extremity of the articulations of the bones, the erosion of the same cartilages under the influence of strong exercise, or from a severe contusion, causes the formation of soda and a calcareous deposit, which terminates in opposing itself by degrees to the play of the joints, and confounding the two bones into one at different angles. The union of two bones is ankylosis natural, such as the junction of the chin from the extremities of the right and left extremities of the lower jaw. True ankylosis is the soldering of two bones, by the ossification of the ligaments which attach the two extremities, and by the phosphatic adherence of the respective cartilages. False ankylosis is only the unnatural and original development of one of the two bones, which does not altogether prevent the use of the joint.

TREATMENT.—True ankylosis is incurable; it is a thing accomplished; we cannot reconstruct the organs, and still less the articulations. We prevent the formation of ankylosis by the use of madder root, and by applications, three times a day, of compresses soaked in sedative water on the joints (if there are no ulcers) for ten minutes; putting after-

wards a plaster of camphorated cerate. Should there be ulcerations, we apply sedative water only on the parts not damaged, and treat the ulcers by the dressing of wounds. (See Wounds.) When the application of sedative water in compresses has caused inflamed pimples in too great abundance, replace them by saline cataplasms; and when the cataplasms become too cutting to endure, suspend these applications by keeping the surfaces constantly covered with camphorated cerate.

210. ANUS (FISSURES AND FISTULA OF).

CAUSES.—Injections of nitrate of silver and mercurial treatment, are the principal causes of these diseases. The introduction of a foreign body into the mucous membrane of the rectum, a wound caused by the passage of a syringe, or other body, may thus cause fistula. The most common causes of fissures are obstinate constipation, or violent dysenteries and diarrhœa. The greater lumbrics, in their turn, may also pierce the rectum, and thus produce all sorts of fissures.

EFFECTS.—A fissure is a crack or flaw of the mucous membrane of the anus. Fistula is one-eyed when it has only one opening, and true when it has two; the one internal in the rectum, the other external in the anus. Fistula of the anus may have its origin from a caries of the sacrum or the coccyx; it is then a swelling full of matter.

TREATMENT.—Camphorated bougies continually in the anus or fistula. For fistulas be careful to dip the bougie, beforehand, in camphorated alcohol. Camphorated clysters night and morning. Madder decoction. Frequent lotions of camphorated alcohol on the private parts and anus, and the whole extent of the fistula. Hygeianic and vermifuge regimen. Treatment afterwards against mercurial poison, if there is any reason to suppose the disorder originated from that cause. The aim of the treatment is to dry up the source of the matter of a fissure, and to facilitate the progressive junction of its edges. If you cannot realize this latter result, you must have recourse to sewing and camphorated dressing afterwards. The cure of fissures is always certain by this treatment, without the necessity of having recourse to any operation; as to the relief in both these cases it is instantaneous, if the origin is not mercurial. In this case use galvanic probes.

211. APOPLEXY.

CAUSES.—The blood attracted or impelled violently by any cause whatever into the vessels which envelope the brain, there congests; its circulation is stopped; the substance of the brain, strongly compressed by this cerebral congestion, cannot perform those functions which are the principle of life; the divisions of the vessels burst sometimes under the effort, and life is extinguished, because the organ which fed it is altogether paralyzed or disorganized.

EFFECTS.—The sufferer falls suddenly senseless and without movement; it is called a stroke when there is cessation of arterial pulsation and complete absence of sensibility.

TREATMENT.—Protect the eyes with a thick bandage of cloth just above the eyebrows, in order to protect them from the sedative water, with which you must liberally moisten the head of the dying patient; in order to prevent the accumulation of the water over the eyebrows, keep the head slightly held backwards. Surround at the same time the neck and the wrists with a thick compress soaked in sedative water. Lotion the chest, and between the shoulders; apply afterwards a smart friction, greasing the hands with camphorated pomade. As soon as the patient gives signs of life, and can stand, put him carefully into a sedative bath. If there is no rupture of the vessels and cerebral hemorrhage, the patient regains his senses as if by enchantment, in a quarter of an hour. Purge him afterwards with a strong dose of aloes and herb broth.

N. B. Thus we are authorized to insist that in all chests of remedies for faintings, fits, &c., a large bottle of sedative water should be always ready, and that in all cases the treatment should begin with large applications of this water. If this means proves powerless, no other is so efficacious; there must then be cerebral hemorrhage, or the attack of apoplexy has been too long neglected.

212. ULCERS IN THE MOUTH OF ADULTS AND THRUSH
IN CHILDREN.

CAUSES.—An eruption of small purulent pimples on the surfaces of the mouth, which have been produced there from

the contact of mercurial virus, or the irritations of an acarus or some minute intestinal worm.

EFFECTS.—These small pimples, by multiplying, terminate by impeding the movement of the tongue, the functions of deglutition, or the action of the salivary glands, and by impregnating the breath with a repulsive and disagreeable smell.

TREATMENT.—Follow completely the hygeian rules; gargle frequently first with saline water, then with camphorated alcohol well diluted with water. When the cause is attributable to a virus of a suspicious nature, it is necessary to have recourse to the treatment we shall prescribe under the head Venereal Diseases. The camphorated and aromatic regulations laid down for wet-nurses, will cure the infant attacked with thrush. When children of tender age refuse to take camphor and to gargle, place the cigarette of camphor in their mouths, taking care to close the corner of the mouth in order that they may breathe through it; or otherwise be careful to place a piece of camphor near the mouth, especially in sleep.

213. STOPPAGE OF BREATH BY STRANGULATION OR IMMERSION: MEANS TO BE USED TO RECOVER THE DROWNED OR HUNG.

MEANS TO RECOVER THE HUNG.—Loosen the cord with all necessary precaution in such cases. Surround the neck of the patient with a cravat steeped in sedative water; moisten the head with it cautiously; lotion the body with it; and apply gentle frictions on the back, the belly, and chest, of camphorated pomade, until signs of returning animation. Let him inhale from a flask of sedative water; use on the chest pressures to renew the action of the lungs; and do not relax these exertions till you see them useless.

SUCCOR TO BE GIVEN TO THE DROWNED.—As soon as the body is taken from the water, take it into a warm place; place it first on one side then on the other, the head slightly raised. Wipe it immediately with hot towels. Lotion it from top to toe with camphorated alcohol; over the lotion rub vigorously with camphorated pomade, exercising at the same time gentle pressures on the chest, in order to restore the play of the lungs. Water the head with sedative water, and surround the neck with a cloth steeped in camphorated

alcohol; allow him also to inhale it. Continue this treatment until you despair of recalling life. It is necessary to be careful to maintain a high temperature and to renew the air frequently.

214. ASTHMA.

CAUSES.—An accumulation on the membrane of the bronchial tube, and the base of the trachial artery, of mucosities and parasitical fibres, caused by the irritation of ascaridal worms, or the inhalation of irritating dusts, whose effects survive the disappearance of the cause.

EFFECTS.—Difficult and laborious respiration, caused by the clogging of the bronchitis; violent fits of coughing, which terminate in compact expectorations, gray, lumpy, disagreeable and nauseous. Swelling of the face, and frequently of other parts of the body; frequent stiflings. Cold aggravates all these symptoms, because it paralyzes the action of the mucous membranes, and renders the produce of their secretions more concrete and less easy to detach.

TREATMENT.—Constant respiration of the camphorated cigarette. At the same time apply a compress saturated with camphorated alcohol on the whole chest, and around the neck. Frequent frictions for a quarter of an hour of camphorated pomadé, after having used lotions of sedative water, especially when the fits are most severe.

Camphor, 3 grains three times a day.

Aloes, every four days.

Injection of aloes from time to time.

Frequent gargles of saline water.

Strong and aromatic food.

Frequent exercise at bowls, with the spade, or ten-pins.

If the aspirations of the camphorated cigarette do not produce a rapid effect, fold a cloth eight times, soak it with a little camphorated alcohol; apply it between the lips, and inhale it strongly; or you can insinuate a plug imbued with camphorated alcohol into the end of a quill; it will thus be a cigarette of camphorated alcohol, which you will breathe like a camphorated cigarette.

The asthma of horses and beasts is treated in an analogous manner. One ounce of aloes every four days. Tur-

pentine lotions every second day ; the same internally from time to time.

Frequent lotions of strong sedative water on the forehead and neck.

215. AMPUTATIONS, WOUNDS, RAW SORES, ADHESIONS.

TREATMENT.—Our horror of shedding human blood ought not to cause disgust to us in stanching it. As soon as we meet a wounded person who is losing his blood, we ought to hasten, even before the arrival of a surgeon, to tie the arteries from whence the blood is flowing in a large stream. To do this we pinch the artery and tie it by turning the small pincers ; tie it with a strong knot of waxed thread, or greased with camphorated pomade. Clean the wound with pure water ; remove with care foreign bodies, and if there are no broken bones, draw the edges of the live flesh together, when circumstances permit. This completed, and if the surgeon has not arrived, maintain them together by bandages of adhesive plaster, in such a way that the flesh cannot separate ; extend over the lips of the wound a thick train of powdered camphor, then some lint covered with camphorated pomade, maintained in its place by bandages of cloth sufficiently long. Above and below the wound, moisten the bands with camphorated alcohol. At the least symptom of fever, surround the neck and the hands of the sufferer with compresses of sedative water. The patient may eat with impunity as soon as he feels an appetite. Do not remove the first dressing for four days, for fear of disturbing the agglutination of the flesh. Dress it afterwards every twenty-four hours, and take care to wash the wound every time with a sponge saturated with warm tar-water.

When the edges of the wound cannot be brought together, and you are obliged to dress it as it is, you can proceed to a new dressing the next day. After having well washed the wound with warm water as described, and well sponged it, cover it again with perforated linen imbued with camphorated oil. Place over it a sufficiently thick coat of powdered camphor, and cover this with lint dressed with camphorated pomade, maintaining the whole in its place with bandages as before described.

By means of this treatment, you have neither to fear fever, nor gangrene, nor lockjaw, nor the formation of bad

matter. This has been admitted by all the surgeons that we have made witnesses to the efficacy of these kinds of dressings. A slight discharge has scarcely been established when we have observed the formation of pellicles of cicatrization.

I repeat it, and I write it in capital letters, because I do not fear to encounter a contradiction.

WITH THE MODE OF DRESSING BEFORE DESCRIBED, WE FEAR NO CONSECUTIVE ACCIDENT OF A SURGICAL OPERATION, WHATSOEVER MAY BE ITS IMPORTANCE; NEITHER FEVER, NOR LOCKJAW, GANGRENE, OR ERYSIPELAS, OR THE FORMATION OF BAD MATTER; AND THE WORK OF HEALING BEGINS IN TWENTY-FOUR HOURS. A SURGEON WOULD BE IN SOME MEASURE GUILTY OF HOMICIDE IF ANY ACCIDENT HAPPENED BECAUSE HE HAD NOT USED THIS DRESSING.

216. BLUES (DISEASE OF CHILDREN).

When this affection of the new-born does not arise from the permanence of the connecting vein of the heart with the mother, it is caused by worms, which multiply infinitely in small black spots under the skin and color it of an intense blue.

EFFECTS.—In both cases the child is menaced with swooning; its little jaws are fixed; it experiences violent convulsions, which terminate quickly in death.

TREATMENT.—Whether this disorder arises from an affection of the skin, or the heart, it is necessary to place a cravat steeped in camphorated alcohol around the neck of the child, a compress of it on the heart, and apply gentle frictions of camphorated pomade on the chest and back. As soon as its jaws relax, cause it to take the milk of the mother, by means of a pipe which it draws, or a teaspoon in which the milk of the mother has been placed. If fever and convulsions appear, apply lotions of sedative water, taking care that the infant does not inhale too much of its odors. Syrup of chicory every four days.

217. INSATIABLE HUNGER, WOLFISH APPETITE, ETC.

CAUSES.—When this insatiable hunger is not the effect of a particular conformation, it is caused by the presence of an intestinal worm of large size, especially the tape-worm.

TREATMENT.—We cure the second of these two disorders; we can only satisfy the cravings of the first. We shall refer you, for the treatment of the second, to the article Intestinal Worms; and for the first to the good principles of public economy, after which every one here below ought to eat according to his appetite. We cannot regulate the wants of all stomachs; in this respect equality is compensated for the quantity some consume, by the small wants of others. Percy in his memoirs makes mention of the ravenous appetite of a certain Tarare, who rather devoured than ate, and who, in order to satisfy his frightful voracity, would disinter dead bodies. There are cases of ravenous thirst as well as hunger. The Comte of Ranzau, under Louis XIV., was drowsy and useless, until he had 12 bottles of champagne in his stomach. When he had only the half, it was of no more use than a drop of water to the sea.

Wine, rum, and brandy, are sought for with avidity by all individuals subject to worms; they act as vermifuges, which ease the tortures of the stomach.

218. BURNS.

CAUSES.—We burn ourselves with acids, alkalies, and caustics, as well as with fire; burning is only a disorganization of the fibres.

TREATMENT.—Against burns from acids and caustics, hasten to wash the wound with plenty of water soured with vinegar against alkalies, and alkalized with ashes against acids. Treat the wound afterwards the same as one caused by fire. Here we do not wash; but as soon as possible powder the wounds with dust of camphor, which we cover with lint well dressed with camphorated pomade; over this place bandages of cloth, then sheets of paper to prevent the pomade from passing too quickly into the linen, and keep the whole in its place by turns of cloth. Renew this dressing morning and night, always taking care that the air does not penetrate to the wound during the intervals of dressing. When it is the face which has been burnt, make a paper mask, on which you fix your bandages of cloth in such a way as to leave a passage for air to the mouth and nostrils, and light to the eyes; when the dressing is completed, keep it in its place by means of these masks tied behind the neck and

over the head. Lotion from time to time with sedative water the surrounding parts which have not been burnt.

We meet every day young persons seamed on the neck and face by burns, which would not have carried the least trace had they been treated as above.

219. CALCULUS.

CAUSES.—A calculus is a precipitated and hardened deposit of a substance before held in solution by the liquid of an organ. Pour an acid into the silicate of potass, and you will precipitate the silica like frost-work, which will at last take the form and hardness of a calculus. Thus calculi may be formed in all the organs where two liquids of different nature meet and decompose together. Calculi are then only really formed in the cavities of excretion, in the channels of the liver, in the intestines, the private parts, and the bladder. Man is more subject to these than women and children.

EFFECTS.—Calculi of the organs of the liver appear to be only hardened bile. Calculi of the intestines are, in animals, balls of hair glued together, called bezoars; in men, excrements hardened by calcareous depositions. Calculi of the urinary organs vary in color, size, and form, according to their chemical composition, and their mode of precipitation. Gravel is only a mass of small calculi; the larger calculi are frequently only an agglomeration of the particles of gravel. The most common urinary calculi are composed either whole or in part of phosphate of chalk, uric acid, urate of ammonia, and ammoniacal magnesian phosphate. Biliary calculi, by obstructing the canals and opposing themselves to the discharge of the bile, throw disorder into the whole system, and produce jaundice in its most aggravated form. Intestinal calculi may produce colic and dysentery. Urinary calculi produce excruciating pains in the private parts; these pains cease as soon as the calculus falls into the bladder; but here a new series of sufferings, on account of the obstacles these substances oppose to the passage of the urine.

TREATMENT.—No treatment can dissolve the calculi formed in the bladder. The hygeian regulations prevent their formation by the use of camphor to swallow, and tar-water. For the reins must be deeply injured if the urine, the fullest of sediment and uric acid, does not clear under this regimen the following day. When the stone is formed

in the bladder, or has fallen into it, the operation alone of cutting or lithotomy can relieve the patient from it; cutting, for large calculi, or those fixed in the coats of the bladder; and lithotomy, for the smaller ones capable of being broken. In this case, choose a skilful operator, conscientious, and not exclusive. I have known a patient who had undergone thirty times the supposed breaking of the stone, and at the thirty-first found out that instead of breaking them, his doctor had extracted them whole, and tore the channel of the urethra. He was obliged to have recourse to a hand better experienced, and without our treatment he would have sunk under such rude treatment. I have witnessed, on the other hand, a case in which the surgeon proceeded four times to breaking the stone, and bragged each time he had diminished its size; the patient who did not follow our system died, overcome by the fever of so much pain. At the post-mortem examination, the surgeon found a stone of the size of an egg, that his instrument, as may be imagined, had not even touched; professional jealousy had prevented his informing the patient of the impotence of lithotomy, and the necessity for the operation of cutting. Let those, therefore, who are troubled with stone, be upon their guard.

In whatever way patients may decide, relief will be found for pain by the application frequently of saline cataplasms on the reins and the lower part of the belly, and keeping the genital parts plunged in camphorated pomade. Still further, they must conform to our hygeian rules; they will thus be able, from time to time, to use injections of camphorated oil.

In order to combat stercoraceous concretions, apply powerful camphorated injections; apply cataplasms of castor oil; and sometimes saline cataplasms. Water, slightly acidulated with vinegar, as a drink.

Against biliary calculi, purgation with castor oil, saline cataplasms, on the reins and stomach.

The hygeian rules, we repeat, prevent all these sorts of diseases.

220. CANCER OF THE DIFFERENT ORGANS, BUT ESPECIALLY OF THE BREAST.

CAUSES.—Impulsion of development pressed on the fibres of a gland, of a lymphatic ganglion, of a nerve, of a bone, either of a contusion, a prick, or the erosion of an insect;

which causes, by degrees, the formation of a parasitical organ, and superfetation, which absorbs the products of life. Mercurial frictions do not cause a true cancer, but a chancre which eats the flesh, and causes it to fall in rags.

EFFECTS.—Cancer assumes forms infinitely varied, according to the place it occupies, and the kind of tissues from which it springs. We frequently remark, around the seat of its development, a stoppage of the superficial circulation, which is painted on the skin by a zigzag of blue veins. Cancer, properly so called, does not destroy the skin, it makes part of it, and projects outwards; invading, by its degeneration, all the surrounding fibres, and afterwards extending farther and farther, by inflamed cushions very hard and adhesive, accompanied by collars or chaplets of gorged ganglions. Sometimes, instead of extending itself on the surface, it extends in height, and forms round and salient masses which take the dimensions of a large pear or small melon. The internal substance of the cancer is composed of large brain-shaped nodules, encased in a scirrous tissue, more or less rich in veins. Cancer of the breast commences in a gland, and invades by degrees, like an enormous pad, the armpit, the shoulder, and glides under the shoulder-plate. I have seen a cancer of both breasts, for the eradication of which, it was necessary to take off the entire breasts. Such an operation becomes impracticable in this case.

Many practitioners have confounded, or appeared to confound, the swelling of glands or lymphatic ganglions, with true cancer, and have proceeded under this impression to a surgical operation, under the influence of this conviction, true or false, giving themselves the credit for a cure, by an easy operation. The scrupulous man ought always to guard against such illusions, for the distention of ganglions does not require the use of cutting instruments; our treatment cures, and reduces it. Glands and ganglions are movable under the skin; their form is oval, without irregular surfaces; they do not adhere to the skin, and do not form those hard and red nodes on its surface which indicate the development of cancer.

TREATMENT.—As soon as you observe a tissue swell, tumefy, harden, and emboss, immediately apply to it compresses of sedative water; and when they become unbearable, saline cataplasms. If the part softens again, continue it, for it is a sign of approaching cure, as it is only an affair

of the glands ; these either disappear or subside. If, on the contrary, in spite of this treatment, the gland continues to harden, you ought, as soon as possible, to have a surgeon open it with his dissecting knife, and insert in the wound a sufficient quantity of caustic of Vienna (a mixture in equal parts of powdered chalk and potass) in order to disorganize this formation at the root ; at the same time use the camphorated hygeian treatment with the decoction of madder, in which dissolve one grain of iodine of potass every day. By this means you nip in its bud a scourge which, later, would have demanded a more serious operation. If the first cutting is not sufficient, begin again with the knife and the caustic, until the cancerous buds cease to appear. This operation is not very painful, and the most delicate persons support it without fear and without accident.

When, through the errors of the old practice, which only operated on cancers of large size, the cancer has attained dimensions which require an operation on a large scale, the surgeon should endeavor to remove as much as possible of the yellow granulated cancerous tissues. This completed, dress the wound immediately as we have prescribed, (article Wounds,) flat or otherwise ; the patient eats the same evening and passes a good night. But if you remark, after a certain time, that the pellicle of cicatrization refuses to form on the remains of the wound, immediately apply, on this menacing surface, the caustic of Vienna, as above, and dress as usual ; for it is a sign that the cancer will re-appear. You have no longer any thing to fear, on this point, as soon as cicatrization is complete. You can employ, perhaps, with more advantage, a mortar made of sand, chalk, and potassium, than the caustic of Vienna.

In continuation, attack the cancer at its birth ; it is the surest and the least painful means of getting rid of it. No surgeon will refuse you his assistance as soon as demanded. It will be useful to put yourself on decoction of madder as long as you can bear it.

221. CARIES OF THE BONES.

CAUSES.—Caries of the bones arises either from the denudation of the bones and exposition of the denuded surface to the action of the air, or the prolonged action of mercurial

treatment, or acid, or the erosion of the larva of an insect, and principally from that of a fly.

EFFECTS.—When the caries takes place from the erosion of a larva, the patient feels prickings, which he sometimes compares to the action of a drill which enters his bones. He undergoes intolerable cutting pains in the bones. Nothing of the kind arises from the denudation of the bones from the action of mercury; the osseous decomposition is then sometimes attended with frightful progress, but without pain, except that it induces friction and shaking.

TREATMENT.—Complete hygeianic regimen; use of iodine of potass and decoction iodine rubiacea, and then camphorated oil in the osseous fistulas. Applications of sedative water, within and without the wound, and whenever fever is apparent, around the neck and wrists. Moisten the bandages around the wound frequently with camphorated alcohol, and even the wound itself, if the action of mercury is suspected, in order to facilitate the fall of the rags of disorganized flesh.

222. CARREAU IN CHILDREN.

CAUSES.—Invasion of the peritoneum by worms, which cause the swelling of the mesenteric glands.

EFFECTS.—The belly swells; it is stretched and puffed out, and offers to the touch swellings which multiply every day. The child loses appetite and sleep, which is replaced by a continual drowsiness; it undergoes colics and alternations of constipation and diarrhœa.

TREATMENT.—Apply to it, on the belly, first, compresses of sedative water, and then, but principally at night, a vermifugal cataplasm; rub it vigorously at least three times a day. Syrup of chicory morning and evening; camphor three times a day; vermifuge injection every evening; two days in succession, every ten days, five grains of calomel.

CATALEPSY, OR MOMENTARY APOPLEXY, which attacks the patient without prostrating him; the same treatment as for apoplexy and erysipelas.

223. PULMONARY CATARRH, COUGH, COLD IN THE CHEST, INFLUENZA, HOOPING-COUGH, &C.

CAUSES.—Catarrh or cold of the chest is common in all seasons. Influenza has taken different names in different countries, and is an epidemic caused by cold and foggy weather. Hooping-cough, is now only considered the cold of children, accompanied by strong fits of coughing. The word cold is only applied to discharges of the mucous membrane of the nose and respiratory organs. The word catarrh is applied to all the organs which communicate with the exterior air; we say catarrh of the bladder, of the uterus, as well as of the chest. Here we use it only in the latter sense.

Catarrh or cold in the chest is the result of the irritation of foreign bodies, inert or animated, such as the dust of granaries, or the invasion of ascaridal worms on the surfaces of the trachial artery, and especially on the larynx. Influenza is the invasion of a sharper set of parasites, who, by planting themselves on the isthmus of the swallow and the mucosities of the larynx, determine by the infiltration of their virus, the injection of the lymphatics and the swelling of the muscles of the neck, of the back, and of the chest; which forms on the bust a sort of small hooping-cough or coat of suffering and swelling.

The hooping-cough of children arises from the same causes as the catarrh of adults; and its difference of character is owing to the difference of age and organs.

EFFECTS.—As respiration is the general vehicle of the alimentation of all the other functions, the least constraint experienced in the breathing apparatus produces a general uneasiness; thus we see that a neglected or badly treated cold, brings on consumption, when it is not transformed to pulmonary phthisis. Influenza, extending its ravages over a greater surface, offers graver characters, and marches with greater rapidity to its fatal termination. According to the treatment pursued, it may produce in a population a frightful mortality.

TREATMENT.—The more our method of treatment is pursued, the less we see around us neglected and catarrhal colds. Influenza itself, a constant recurring visitor, scarcely gives signs of existence; for, at its commencement, almost

all the affections of the chest disappear by the inspiration of the camphor cigarette. If to this mode of treatment you add, a simple cravat saturated alternately with sedative water, and camphorated alcohol, around the neck, you are sure of curing the fits of coughing, and cutting short the disease. If the spasms of the chest continue, cover the chest and neck again with large compresses of camphorated alcohol. Use afterwards frictions, on the back and the reins, of camphorated pomade.

Adults should, in addition, especially when the catarrh is inveterate and obstinate, gargle at least three times a day with saline water, and afterwards crush under the teeth a small piece of camphor, washing it down with tar or hop water; using frictions of camphorated pomade at least evening and morning, afterwards lotions of sedative water, purging every four days with aloes, with vermifuge injections, and every fifteen days taking calomel. For children replace the aloes by syrup of chicory.

There are many persons who are obliged to go through the whole of this treatment. In others relief is found unexpectedly from the first application. Frictions above all impart a sensation of ease which equals at least for some hours a complete cure.

I repeat, the use alone of the camphorated cigarette is frequently sufficient to cure the disorder at its first appearance.

NIGHTMARE AND BAD DREAMS.—Besides the hygeianic treatment, take every evening a glass of sugar and water, powdered with camphor (a small pinch of powder), and sharpened with one or two drops of ether.

224. BALDNESS, LOSS OF HAIR.

CAUSES.—The hair falls in baldness through the disorganization of a parasitical cutaneous insect, from a strong moral sensation, the spasmodic effect and abuse of strong drink, which strikes the producing parts with paralysis, but above all, and in greater number of cases, from the consequences of mercurial or arsenical treatment.

TREATMENT.—Lotion the head with common sedative water three times a day, and grease the head afterwards with camphorated pomade mixed with rum. Avoid with care all hair-powder, for it can only add a serious disease to an

inconvenience and unpleasantness. The action of sedative water, by recalling the capillary circulation in the nervous expansion which forms the bulb of the hair, gives to this organ a new impulsion of development; still more, sedative water deepens the natural color of the hair, and causes the white hairs to darken; it does not redden black hair as has been asserted.

225. CHOLERA-MORBUS, ASIATIC CHOLERA; YELLOW FEVER, AND OTHER DISEASES OF ANALOGOUS CHARACTER.

CAUSES.—The invasion of the alimentary canal by hordes of small larvæ which analogy teaches me belong to the fly tribe.

EFFECTS.—The coats of the intestines being disorganized by the frightful parasitism of the cause of the disease, the blood thickens and coagulates, the tissues become thin and dry up; the forced contraction of the paunch produces a vomiting of yellow, green, or black matters; the colon, obeying the same mechanism, empties itself by discharges of a bad nature; the members are affected by convulsive movements; the body blackens, emaciates, shrivels, and mummifies, so to say, even under the eyes of the spectator.

TREATMENT.—Evil to the sick, if he falls into the hands of experimental medicine; evil to the population, if scholastic medicine is still imbued with antiphlogistic principles. The mortality becomes incalculable, and the population is decimated every hour of the day.

You may preserve yourself from the cholera by the camphorated and aloetic treatment, by the use of a strong and aromatic diet of garlic, pepper and ginger, by frequently repeated lotions of camphorated alcohol, or eau de Cologne, and long frictions of camphorated pomade.

You may cure yourself if, at the first symptoms, you redouble this preservative treatment, and do not discontinue it till all fears are dissipated. Vermifuge cataplasm on the whole stomach, renewed every quarter of an hour; and strong frictions of camphorated alcohol during the whole time they are preparing. Aloes and herb tea immediately. Vermifuge and tobacco clyster. Every hour three grains of camphor swallowed by means of a draught of tar-water. Sedative water on the head, around the neck and the wrists,

lotions of the same on all the back, and incessant frictions from the neck to the anus with camphorated pomade. Frequent gargles with saline water. Some hours after having commenced this treatment, one grain of calomel pounded, but not porphyzied, and one hour after, castor oil. When the crisis is passed, a sedative and alkaline ferruginous bath, with frictions on leaving it. Excellent aromatic nourishment, as soon as the patient feels an appetite. Saline water to drink.

226. FALL.

TREATMENT.—Application of sedative water on the head, and around the neck; lotions on the whole body with the same, on the contused surfaces, if not broken, with frictions of camphorated pomade, are sufficient in a short time to efface the traces of the severest fall, when there is no incurable injury of the organs essential to life. Aloes and injection.

227. BOILS, PUSHES, SWELLINGS OF LARGE SIZE, WHITLOW.

CAUSES.—Introduction into the skin or flesh of a foreign irritating body, of a barbed thorn, or an acarus of large size; the sting of an acarus or dog's tick, of a wasp or a gnat, &c, of which the sting has become poisoned in the matter of some dead body, abandoned to the air; the introduction into the skin by a cut, or on the mucous membrane, of the decomposed matter of a dead body; the contact with the meat of dead animals who have died of disease.

EFFECTS.—The skin becomes red, rises in a hardened lump, red and inflamed at first, which breaks afterwards, exposing to the view, in its interior, a mass of tissues impregnated with blood, which is called the core. When the boil assumes a black appearance, it may become the source of the gravest disorders, and assume the character of a malignant pustule or whitlow. Fever increases as the boil swells; it gives place to a faintness of bad augury when the swelling decomposes. The sting of a wasp or gnat may be followed by erysipelas, and the swelling of the whole body, as if from the bite of a viper.

TREATMENT. AS SOON as you feel the sting of an insect,

apply on the place a compress of sedative water. Cover the swelling with a thick layer of camphor, then with lint covered with camphorated pomade, which must be kept in its place by means of a large agglutinated cloth. Lotion the surrounding parts of the wound with sedative water; from this moment the fever ceases, and the swelling progresses towards obliteration. The same dressings will prevent a large swelling from degenerating into a malignant pustule; especially if compresses of camphorated alcohol are applied all around. Against erysipelas and swelling, abundant lotions of sedative water, until the complete disappearance of every symptom. If whitlow has already declared itself, in addition to the foregoing treatment, use plentiful lotions of camphorated vinegar, diluted with water; camphor in the interior; constant frictions of camphorated pomade, then plentiful lotions of sedative water.

228. STREET-NAILS, ETC.

The wound caused in the foot of a horse or beast by the introduction of a foreign body, a piece of bottle or nail, &c., into the frog of the hoof, is thus named. First remove the cause, wash with tar-water, and inclose the foot of the beast in a bladder containing turpentine or tar-pomade.

229. DISEASES OF THE HEART, PALPITATIONS, OSSIFICATION, ANEURISM.

CAUSES.—Aneurism arises from the rupture of the internal coats of the cavities of the heart; ossification from the thickening of the coats of the heart and paralysis of the valves. Palpitations, which do not arise from either of these causes, are caused by the titillation of the coats of the heart, by the invasion of helminthæ in the substance of that organ.

EFFECTS.—In aneurism the heart beats violently and irregularly; in ossification it beats weakly; in verminous affections it beats with violence, but with regularity. In ossification there is stifling, weight, dulness; in aneurism violent suffocation.

TREATMENT.—Palpitations, caused by worms, is instantly cured by the simple application, on the region of the heart, of compresses saturated with camphorated alcohol. Submit

afterwards to complete hygeianic and vermifugal treatment. If the disorder does not give way to this, apply on the region of the heart and around the neck, compresses of sedative water, and rub with camphorated pomade as often as possible, but at the least three times a day. Aloes every four days; repose and quiet life; no violent efforts; no hard work or long walks until a complete cure.

Cease all these applications when no relief is experienced from them, because then it is a case of aneurism. Be satisfied then with applications of sedative water around the neck and on the head during the stifling sensations. Palpitations and verminous affections are cured, but we can only relieve ossification.

230. COLICS, GRIPINGS, AND WRINGINGS OF THE BOWELS.

CAUSES.—Colic, or pains in the entrails having their seat in the larger bowel, is caused either by the ingestion of a venomous metallic substance, or the formation of stercoraceous calculi, in consequence of absorbing aliments full of tartaric acid, such as grapes or unripe fruits, or the strangulation of an intestinal fold, which is the most common cause, the invasion of the greater intestine by the increase of large lumbrics and intestinal ascarides.—See the article on Poisoning, 3d, for the painter's colic.

EFFECTS.—When colic is the consequence of stercoraceous calculi, or by the strangulation of an intestinal fold (colic miserere), the grievous pain which it causes is quickly followed by the vomiting of stercoraceous matters. Common colic is manifested by its heats, its prickings, its rumblings, and sharp pains on the transverse and superior part of the belly, often accompanied by convulsions and dysentery.

TREATMENT.—First. For colic miserere, administer castor oil above and below; apply to the patient on the belly an emollient cataplasm, saturated with castor oil. Lotions with sedative water, and frictions with camphorated pomade. When you suppose the colic miserere to proceed from the formation of stercoraceous calculi, in consequence of eating green fruits, administer to the patient a very light solution of bicarbonate of potass, then a lemonade of nitric acid (1 grain of nitric acid in a quart of water). Moisten the cataplasms at the same time with this lemonade.

Second. For common colic, camphor internally and

borage each time; aloes and vermifuge injections; vermifuge cataplasms, and alternately compresses of camphorated alcohol on the belly; continual frictions of camphorated pomade on the back and reins. If it still continues, calomel. In the majority of cases, all these applications are not wanted to effect a cure. When children cannot be persuaded to take camphor and aloes, administer to them one or two teaspoonsful of syrup of chicory; administer to them camphorated injection, and cataplasm as above. Saline water to drink.

In the greater number of cases, the colic is dissipated by a single application of a compress of camphorated alcohol on the belly.

231. CONSTIPATION.

CAUSES.—Constipation is produced—1st, by disorder in the discharge of the bile which ought to complete digestion; 2d, by the abuse of alcoholic liquors, which despoil the intestinal coats of the aqueous particles necessary to their digestive secretion, and concreting the alimentary mass, by coagulating its albuminous parts; 3d, by the invasion, in the stomach and colon, of intestinal worms, which, by planting themselves on the coats, absorb its liquid to the detriment of the first and last of the three digestions.

EFFECTS.—We eat with too little appetite; we go to the closet rarely, and then find difficulty. The movements of the body lose their suppleness. The head becomes heavy; we experience fulness and rumblings; the mind becomes inert and slow in conception. Sometimes it happens, in turning on one side, we feel the abdomen drawn to that side, as if by an internal weight, which appears hard to the touch.

TREATMENT.—When constipation is not of vermicular origin, it generally results from a sedentary state; it is dissipated by action, for action favors the discharge of the bile. Literary men and those in offices are especially subject to this inconvenience. Excess of action brings on the same result, by the abundant perspiration exercise gives.

This is why we so expressly recommend to take aloes, every fourth day at dinner, on our plan. The appetite seems to return instantly; and you are preserved from all danger

of constipation. You must not forget also that aloes are as vermifugal as purgative.

The sedentary man, the literary man, those in offices, in the church, or with nothing to do, ought to create manual occupations, which preserve him from constipation, that pain imposed by nature on men who do not follow her laws. Take every day, for an hour, the spade, ten-pins, bowls; in a word, take exercises which force you to bend, and thus to press the vesicle of the gall. In order to accustom yourself to these amusements, begin by giving to them five minutes the first day, augmenting five minutes every day until you reach an hour, when you can stop. After the exercise, lotion your back and reins one minute with sedative water, and rub twenty minutes with camphorated pomade over all the members. I predict long years of life to those who pursue this plan.

Against obstinate constipations, we administer castor oil and clyster, and even cataplasms of it placed on the belly.

232. CONTUSION, BROKEN BONES, ECCHYMOSES.

TREATMENT.—If the skin is not broken, we cover the bruise with a compress soaked in camphorated alcohol, moistened from time to time. Local pain and fever cease as if by enchantment, and the traces of the bruise often disappear as if nothing had happened.

If the skin is broken, treat the wound in the usual way (see Wounds); cover the wound with a plaster of camphorated cerate, and put compresses of camphorated alcohol only on the parts where the skin is not broken. If any slight fever manifests itself, treat it with sedative water.

233. CONVULSIONS, EPILEPSY, FITS, SAINT VITUS'S DANCE, ETC.

CAUSES.—The action of poisons, of foreign bodies, or of worms, especially intestinal worms, upon a nervous centre. We have seen lumbrics and tinia produce horrid epileptical convulsions and whimsical fits.

TREATMENT.—Nothing is risked in treating these disorders, internally and externally, by the vermifugal treatment, and especially the mode used with respect to tapeworm, which is the most frequent cause of epilepsy and convulsions. (See Intestinal Worms.) At the same time, wet

the head with sedative water, lotion the body with it, after that rub the body with camphorated pomade, at least three times a day, but especially during the fits. Plunge the patient into a sedative alkalino-ferruginous bath once a day.

234. CORNS ON THE FEET, BUNIONS, ACCIDENTAL CALLOSITIES, WARTS.

CAUSES.—Corns on the feet, and bunions, arise from the friction of the shoes or boots, on the nervous papillæ. Warts spring from an undetermined cause of development. I have strong reason to believe they are contagious, and are communicated by the touch.

TREATMENT.—Cover the corns or bunions with a small plaster of camphorated cerate, and then with a plaster of gummed taffety; put on your boots as usual. From this moment you walk with ease, for the action of friction is prevented.

As to warts, touch them three times a day with a glass rod, whose end has been dipped in liquid ammonia, or introduce the wart into the end of a quill, and one drop of ammonia into the other; take it off in ten minutes, and put it into a bath of warm or cold water, with one third sedative water. On taking it from the bath, grease the hand with camphorated pomade, and keep it thus for at least a quarter of an hour, or the whole night.

235. CORYZA, OR COLD IN THE HEAD.

CAUSES.—Introduction into the nasal tubes of vapors or irritating dusts, of vermicular ascarides, which mount there and lodge behind the veil of the palate, or the larvæ of flies and other insects, which hatch there as well as in the nostrils of sheep and beasts.

EFFECTS.—The mucous membranes, decomposed by the chemical action of vapors or frosty air, tickled by the first, or corroded by the larvæ, gives a discharge or flowing, which has the character of spittings from cold in the chest. This fatiguing exudation renders the head heavy. You must not confound coryza with the aqueous discharge which the action of cold air causes by the condensation of the expulsion from the nostrils.

TREATMENT.—When the coryza arises from an animated

cause, it is quickly dissipated by the simple taking of camphor. In the other cases, this treatment must exercise a great influence in paralyzing the effects of the decomposition of the textures. You can add gargles, snuffing up or injections into the nostrils of saline water, or tar-water, and inhalations of camphorated alcohol. Apply on the nose compresses of camphorated alcohol, and camphorated pomade afterwards. Observe strictly the rest of the hygeian rules.

236. CONFINEMENT OF WOMEN AND PREGNANCY.

PREVENTIVE AND CURATIVE TREATMENT.—1st. Pregnant women will procure an easy gestation, and will preserve themselves from a laborious confinement, by taking care to use an injection every morning of tar-water, and by introducing every evening into the parts a little camphorated pomade, or a camphorated bougie. They must submit themselves also to the hygeian rules, especially to frictions of camphorated pomade. At the least symptom of fever, sedative water around the neck and hands, and lotions on the back; aloes every ten days at least; camphorated injections very often. 2d. As to women, during confinement, frequent frictions of camphorated pomade, as well as the above rules, will put them beyond the reach of puerperal fever, &c. At the least symptom lotions first of sedative water, then camphorated alcohol, especially on the belly, afterwards compresses imbibed with camphorated pomade, principally on the lower part of the belly. 3d. The mother cannot renounce with impunity the rights of nursing; in renouncing it, she consults neither the sentiments of the heart nor the interests of health. She is always the first punished for the crime which she commits towards the new-born, that she consigns, far from her eyes, to mercenary nursing. I have seen many weak and thin women grow strong by suckling; I have seen many fine children return from nursing with the indelible traces of diseased lactation.

Yet if the milk does not come, or necessity obliges the mother to separate from her offspring, she will do well to submit to the foregoing regimen, adding thereto decoction of dog's-tooth and borage, then tar-water, and afterwards some injections with grains of aloes, and two heads of leeks.

It has often been asserted that camphor hurts the func-

tions of generation; this is an error of which our numerous experiences show us the absurdity. Women who put themselves under the camphor regime suitable to their sex, recover fecundity, and produce robust children; I have several remarkable examples of it under my eyes; and as to the husbands who adopt the same hygeian practice, they become more faithful from it, seeing that the action of camphor only calms the wanderings of imagination, from whence emanate fiery dreams which are only the caprices of impatience and impotence.

237. SPITTING OF BLOOD.

CAUSES.—The hemorrhage of the pulmonary surfaces arises from deep seated inflammations, or the too prolonged action of acid or alkaline vapors, from mercurial and arsenical treatment, and exhausting practices; but still oftener, by the introduction into the respiratory passages of foreign animated or inanimated bodies, capable of tearing its surfaces.

EFFECTS.—When the blood comes from the lungs, it is foamy; which is not the case when it comes from the stomach, or the cavities of the mouth.

TREATMENT.—Against the action of acid vapors and the abuse of liquors or other excess, apply on the chest large compresses of sedative water, and exercise soft frictions of camphorated pomade. Against the action of alkaline and ammoniacal vapors, compresses imbibed with camphorated alcohol and some drops of vinegar; inhale camphorated vinegar.

In all cases it is necessary to inhale camphorated alcohol, until the bleeding ceases, then aspire constantly the camphorated cigarette, and attend to the hygeian rules.

238. CRAMPS OF THE EXTREMITIES OF THE MEMBERS.

CAUSES AND EFFECTS.—Cramps are the consecutive effects of a principal malady, which is generally owing to the presence of intestinal worms, in the intestinal canal, which attaching themselves to a nervous centre, determine in the members which depend upon it, muscular contractions, twitchings of the antagonistic muscles, which cannot fail to

be felt severely in compressing the articulations. Arsenic injected produces cramps.

TREATMENT.—Lotions of sedative water triumph immediately over cramp, even at the approach of death. You must then have recourse to them if the action of cold does not relieve it: for many persons have only to get out of bed and put their naked feet on the floor, to free themselves from it. You may prevent cramps by submitting to the hygeian rules.

CRACKS OR CHAPS.—Keep them constantly covered with a plaster of camphorated cerate.

239. CROUP OF CHILDREN.

CAUSE.—The invasion of the larynx, and of the trachial artery by an animated being, perhaps different from the ascaridal worms.

EFFECTS.—The presence and the suction of this animal, on the internal surface of the trachea, produces an infinite development of parasitical tissues, which terminate in pressing and rubbing each other, and forming a sort of cork on the cylinder of the trachea, which intercepts the passage of the air. When this frightful effect has been produced, and that assistance is not quickly administered, the infant dies stifled. We recognize the invasion of the croup by a cry like a rooster, which is called the croupal cry, and is produced by the progressive narrowing of the trachea and larynx.

TREATMENT.—As soon as the first symptoms are perceived, make the child swallow a strong dose of ipecacuanha; put the camphor cigarette in its mouth, or, if it refuses it, hold near its lips a large lump of camphor. Surround the neck with a cravat imbibed first with sedative water, then with camphorated alcohol. If against all attempts, this preparatory treatment is not sufficient to abate the disease, or that you were not allowed to use it until the disease had made too great progress, speedily administer to the child an emetic of one grain, in order to make it vomit, so that the effort of vomiting may expulse the croupal lump from the trachial artery. But if taken in an early stage, the first treatment so much abates the disorder, that the croup only appears a simple cold. Submit the child then to vermifuge treatment

(see Children of Tender Age), and administer one grain of calomel, once or twice in two or three days, and then saïne water.

In every case in which we have been consulted in New-York, this treatment has always been attended with complete success.

240. RINGWORM, AND SUPERFICIAL DISEASES OF THE HEAD.

CAUSES.—The crawling under the skin of helminthæ or other insects. Arsenical or mercurial eruptions.

EFFECTS.—Insupportable itching which forces the patient to scratch, which inoculates the virus more deeply into the epidermis. Fever and sleeplessness, followed by emaciation.

TREATMENT.—Application on the ringworm of compresses of camphorated alcohol, when its extent is not very large. If the ringworm affects the whole body, apply sedative alkaline ferruginous baths, with frictions of camphorated pomade after each bath. Sleep in stockings, drawers and chemise greased with camphorated pomade. Take inwardly of iodine of potass in the way before prescribed.

If the ringworm resists, cover the places three times a day for ten minutes with table mustard, wash the parts well with tar water; apply afterwards on the places for ten minutes, compresses of camphorated alcohol, and cover them again with plasters of camphorated cerate. Galvanic plates.

Ringworm which arises from insects does not require so many cares, as it disappears like magic from this treatment. Arsenical or mercurial ringworm, requires more time and modification; we are often obliged to disorganize superficially the surfaces.

241. FAINTING.

TREATMENT.—Place a bandage over the eyes, and wet the head with sedative water, then lotion with it the region of the heart; surround the neck and wrists with compresses of the same liquid. Cause an inhalation of camphorated vinegar.

242. TEETH (BAD AND CARIOUS), DIFFICULT DENTITION.

CAUSES.—Abuse of acid substances, mercurial and other remedies ; erosion of the diseased tooth by a larva or intestinal worm.

EFFECTS.—It is useless to describe the anguish of the toothache ; we wish solely to remark that when the toothache is accompanied by swelling of the face, the caries is in the gum and penetrates under the root. Mercurial remedies blacken and uncase the teeth, loosen them and cause them to come out without pain.

TREATMENT.—When the decay has not penetrated deeply and into the gum, it is sufficient to dissipate the most violent pains, to introduce into the place a small piece of camphor ; the most violent pain is dissipated as if by magic. If it resists this simple means, it is a sign of the existence of some abscess concealed in the alveola, put then with the finger some camphorated alcohol on the gum, and apply upon the diseased cheek a saline cataplasm. We have seen swellings and pain of the teeth dissipated the next day, and become instantly easy by this treatment. This pursued there is no necessity to have them extracted by the dentist. As to the rest the hygeian regimen prevents its recurrence.

If, nevertheless, the alveolar deposit is such that all these means are inefficacious, it will be necessary sooner or later to remove the tooth. Wash the mouth afterwards with warm water, until the blood ceases to flow abundantly, add then to the warm water some drops of camphorated alcohol, and introduce into the socket from time to time, camphor powder. You are thus out of danger of cold air and swellings.

243. DIARRHŒA, LAXATIVENESS, PURGINGS, DYSENTERY.

CAUSES.—Diarrhœa arises from the invasion of the biliary canals by helminthæ by leaving the passage of the acid chyme, and entering the small intestines. Dysentery, when it is not the effect of poison, either criminal or medical, arises from the invasion of larvæ in the greater intestine who tear its surfaces, or by the depositions of calcareous concretions precipitated by the tartaric acid of fruits and green grapes, concretions whose asperities produce upon the coats of the intestines deep inflammations and loss of blood.

EFFECTS.—The excrements from diarrhoea are liquid, generally yellow and glairous, sometimes dark green. Those from dysentery are bloody. We can easily imagine that such a state of things cannot long exist, without the whole system feeling its effects.

TREATMENT.—Vermifuge treatment, complete hygeian regimen; application on the belly of large compresses of sedative water and camphorated alcohol; alternately, oyster-water. (See Intestinal Worms.)

When the dysentery appears to arise from the immoderate use of green fruits, add to the injection $\frac{1}{15}$ of an ounce of bicarbonate potass, and swallow the same quantity in a quart of borage tea. Afterwards castor oil in injection; and to take. (See Colic.)

For the diarrhoea of beasts turpentine water both ways, aloes and lotions of camphorated alcohol.

244. SWEET DIABETES, or affections of the urinary channels, See Urinary Diseases.

245. KING'S-EVIL, SCROFULA, COLD HUMORS.

CAUSES.—The use of mercurial medicines leaves to children that congenial disposition for the degenerating of all the tissues. Persons affected with this constitutional vice, have an innate predisposition to the invasion of morbid animated causes.

EFFECTS.—The glands distend easily; inflamed and discharging spots show themselves on the surfaces; the tissue at this place decomposes, and is cut without suffering, and the cure frequently leaves a deep scar.

TREATMENT.—Our treatment neither restores the organs or constitutions; it preserves strong constitutions; it relieves the weak and puts them as far as possible beyond the reach of inherent disease. The true means of preserving the future population from scrofula, is to bring regulation into pleasure, prudence in the commerce of the sexes, maternal tenderness to mothers, and above all to prohibit in medicine mercurial and arsenical treatment. With these regulations we shall still have weak constitutions, but we shall have fewer scrofulous ones.

Burn the sores three times a day with compresses of camphorated alcohol, and before each dressing. Afterwards galvanic plates.

Scrofulous ulcers should be treated in the same manner as sores. (See Wounds.) Submit the patient to hygeian aromatic treatment complete; lotion him after with camphorated alcohol, with frictions of a quarter of an hour of camphorated pomade, decoction ioduro rubiacea. I have seen ulcers of scrofulous appearance disappear in two months from this treatment.

246. PUFFY SWELLINGS.

CAUSES AND EFFECTS.—Infiltration of gas into the subcutaneous cellular membrane, or between the lung and the pleura, which swells the sides and inflates the intercostal muscles, after the progress of a disease of the chest.

TREATMENT.—Besides the general treatment for diseases of the chest, constantly apply upon it compresses of camphorated alcohol, lotion with it frequently the back and the reins, and use frictions of camphorated pomade between the shoulders.

247. POISONINGS.

GENERAL ADVICE.—As quickly as possible the antidote should be administered after the taking of poison. It would be desirable that every one should be able to relieve the victims of this terrible accident, before the arrival of the physician; for the ravages of poison are so rapid, that the evil is without remedy on the arrival of the doctor. We shall reduce to some practical principles and easy to be followed, all that is necessary to be done in such cases.

We may divide the different poisonings into four principal categories:

1st. By acids; sulphuric, nitric, muriatic, concentrated acetic, oxalic, prussic, &c.

2d. By caustic alkalies; quick-lime, potassium, soda, liquid ammonia, magnesia, barites, &c.

3d. By oxides, and soluble and decomposable salts of mercury, of arsenic, of lead, of copper, of gold, of silver, of platina, of tin, &c.

4th. By narcotics or their pharmaceutical preparations; opium, belladonna, tobacco, henbane, stramonium, nux vomica, poisonous fungi.

5th. By the inhalation of carbonic acid, and the fumes of charcoal, of sulphuric hydrogen and miasmatic gases.

6th. By alcoholic liquors; wine, beer, &c., from whence spring drunkenness and delirium tremens.

1st. Treatment for acid poisonings.

Prussic acid, striking like the lightning, leaves little hope of recovery.

As to the other acids, beat up Meudon chalk, or sifted powder, either of white marble or calcareous building stone, with milk—

Calcareous powder,	1 ounce;
Milk,	1 quart,

and make the patient swallow it as quick as possible.

On the top of this give half a glass of oil. If the oil does not cause the patient to vomit, give one grain immediately of emetic, in a small quantity of water. Recommence the milk and chalk, and even to give emetic if the acid symptoms reappear. At the same time cause the sufferer to inhale sedative water; lotion his body with it, place compresses of it around his neck and upon his head; make him gargle with $\frac{1}{15}$ part of an ounce of bicarbonate of potass, in a large glass of water.

2d. Treatment for poisoning by alkalies.

Make the patient swallow oil and sulphuric lemonade, composed of twenty grains acid in a quart of water; sometimes camphorated vinegar diluted with water, then milk; and afterwards one grain of emetic, if the oil does not produce immediate vomiting. In these two cases the oil is not only administered to produce vomiting, but to lubricate the surfaces of the stomach and the œsophagus, and thus to preserve them from the corrosion of the poison after the vomiting.

3d. Treatment for poisoning by oxides and salts of arsenic, of mercury, of lead and copper.

Against the oxides and salts of arsenic and of mercury, swallow milk and chalk, as at No. 1; then oil and emetic as prescribed. For salts of lead, administer sulphuric lemonade, as at No. 2; then milk, oil, and emetic, as in all these cases. For the other oxides, milk and chalk, and emetic immediately afterwards.

Against chronic poisonings from mercury, abundant milk, and, from time to time, a lotion of sulphate of zinc in a glass of water and frictions of camphorated pomade over it. Injections of the whites of eggs.

4th. Treatment for poisonings by narcotics, belladonna, fungi, opium, hemlock, nux vomica, henbane, &c., and the salts extracted from those plants.

Emetic of the foregoing dose administered as soon as possible. Cause the patient to swallow, from time to time, some drops of camphorated vinegar in a glass of water; lotion the body with the same; exercise frictions continually on the back, the chest, the abdomen and reins, of camphorated pomade; wet the head constantly with sedative water. From time to time, a warm tea of the fresh leaves of borage.

5th. Treatment for poisonings from the inhalation of carbonic acid and miasmatic gases.

Lotion the body with sedative water, and use over it frequent frictions of camphorated pomade on the chest, and especially between the shoulders. Cause the patient to inhale sedative water; give him to drink some drops, in a glass of water, as soon as he is able to swallow; surround his neck and cover his head with compresses of sedative water.

6th. Treatment for drunkenness and delirium tremens.

The same treatment as at No. 5, adding to it, at the conclusion, alkaline ferruginous baths. Sedative water dissipates the fumes of wine. Give at the same time to the patient spoonful of oil.

N. B. Persons who wish to possess the faculty to the letter of the foregoing prescriptions, will never be embarrassed in operating in a case of poisoning, and they will be able to snatch persons from the jaws of a death, whose march is so rapid. When the physician arrives, he will only applaud you for your promptitude.

SORE ON THE TONGUE OF BEASTS.—Burn the place with a compress of camphorated alcohol, and administer turpentine water.

248. ABSCESS OF THE LUNG (EMPYÈME).

CAUSES.—Abscess of the chest, or a mass of pus between the pleura and the lung, caused by the irritation of a foreign body, splinter, pin, &c. in the tissue of the lungs.

EFFECTS.—Burning fever, a feeling of weight and burning on the correspondent part, suffocation, sharp pains, loss of appetite.

TREATMENT.—Aloes and castor oil. Frequent applications of camphorated alcohol on the tumor, of sedative water around the neck and upon the region of the heart; frequent frictions on the back and reins of camphorated pomade. Injections superpurgative sometimes, and camphorated injections morning and evening.

249. CHILDREN OF TENDER AGE (MALADIES OF).

Children at nurse in general are subject to few accidents; sucking is their panacea. Once severed from it and returned to their families, we see them lose their pretty colors, grow thin, and undergo many reverses of health. From what does this difference arise? From the impurity of the air, the absence of the sun, and above all from the difference of nourishment. Sucking gave them the extract of all the preservative condiments which aromatize the nourishment of the peasant. The return to town, poisons them with the stale and verminous nourishment which opulence looks upon as one of its best adjuncts.

The intestinal diseases of young children, ought all to be considered as arising from worms, and to be treated by the aromatic and anthelmintic rules.

We administer, evening and morning, every four days, a spoonful of syrup of chicory; give them but little sugar in their food, and spice it sufficiently; lotion them with camphorated alcohol, then rub them with camphorated pomade. In crises and drowsiness, apply on the belly a vermifuge cataplasm, and administer to them a small vermifugal injection. In case of a crisis, give them one grain of calomel.

If the new-born child refuses to take the breast, and you are compelled to bring it up by hand, try to get leave of the cowkeeper to take an armful of hay dusted well with salt to the cow, and to assist in keeping her in health. Use

syrup of chicory from time to time, small camphorated injections, frictions of camphorated pomade on the belly, and place during sleep a piece of camphor near its mouth, you are thus sure to bring up the child as healthy as one that is suckled.

250. CHILBLAINS.

CAUSES.—Congestion of blood in the capillaries of the cutaneous tissues, under the influence of the sudden change from heat to piercing cold.

EFFECTS.—Chilblains show themselves principally on the extremities of the feet, the hands, at the end of the nose and the ears. Tumefaction and redness ensue, then sores and holes, gnawing and insupportable itching at the least approach of heat.

TREATMENT.—Bathe the part affected by appropriate means with a mixture of half sedative and half warm water. At the end of ten minutes rub dry, and put on dressings of linen greased with camphorated pomade, and keep the chilblains warm by introducing the hands and feet, thus dressed, into a pig's bladder or gloves sufficiently large. The chilblain stops and disappears quickly if you take it in time. If cracks are already formed, cover them with camphorated cerate; moisten a band with sedative water, and put on the parts not cracked. Suppress then the baths, which the wound renders intolerable.

251. SPRAINS AND STRAINS (EFFORT FROM LIFTING, STRAINS OF THE HORSE; STRAINS OF THE HIP, OF THE REINS, OF THE KNEE, OF THE THIGH).

CAUSES.—Passing and non-permanent dislocations of the joints; the forced slipping of one extremity of the joint upon the other; sprain applies to the hand and foot, effort from weight to the spine.

TREATMENT.—Apply a good compress of sedative water on the joint or vertebra which is injured, if there is no skin broken. If the cure becomes tedious, replace the sedative water by saline cataplasms. But it generally happens that the sprained member can be used in a quarter of an hour; then envelope the joint with cloths greased with camphorated pomade.

EPIDEMY.—Any disorder whatever which exercises its ravages on a whole population. Such as the epidemy of the influenza, the hooping-cough, the small-pox, the cholera.

252. ERYSIPELAS.

CAUSES.—The erysipelas has the appearance of a swelling or chilblain; but its cause does not arise from the variations of temperature; it is a congestion produced by the infiltration sub-cutaneous of an acidity which emanates either from the purulent fermentation of a wound, or from the parasitism of an animated cause.

EFFECTS.—The flesh tumifies and inflames; and the contagion spreads far and near, in such a way as to endanger the whole economy. By the old method of dressing, the contagion of erysipelas become permanent, at least in certain seasons in the surgical wards of our hospitals. By the new method, casual erysipelas is no longer to be feared.

TREATMENT.—Apply compresses of sedative water on the inflamed surfaces; and when the smart makes it necessary to remove them, apply camphorated pomade to the skin. At other times, and especially for erysipelas of the face, apply saline cataplasms. The action of cataplasms is slower, but they are more easily borne. If the erysipelas gains ground, surround it with compresses of camphorated alcohol. Employ always in the intervals of treatment, or when crevices are formed, camphorated pomade, or rather plasters of camphorated cerate. Galvanic plates.

253. EXTINCTION OF VOICE.

When the loss of voice is not the effect of mercury, or the adhesion of any vocal chord whatever, and arises from a catarrhal affection, the use of the camphorated cigarette, frequent gargles of saline water, and compresses of sedative water around the neck, is often sufficient to restore it. As to the rest, at the present time, almost all the dramatic artists in Paris, take the precaution to use the camphorated cigarette, and take it again when they re-enter the back scenes; there they ought also to gargle. Artists would less often be subject to extinction of voice, were they more friends of their art than their pleasures, and especially if their physicians did not use mercury. — Oyster water.

254. FEVER, CEREBRAL FEVER, INTERMITTENT FEVER, TYPHOID FEVER.

CAUSES.—Every thing which congests the blood causes fever; indigestion, the abuse of alcoholic drinks, constipation, the infiltration of an acid into the blood from purulent fermentation, or the parasitism of an animated cause. Quotidian, intermittent, tertiary or quartan fever is caused in general by the intermission of repose, and the nutrition of an animated cause. Cerebral fever is often produced by the action of some vermin on the brain, to which it draws and congests the blood.

EFFECTS.—The pulse beats quickly and irregularly. Shivering and heat are experienced alternately. In intermittent fevers the face becomes haggard and pale, and the body falls into debility.

TREATMENT.—Constant use of the camphorated cigarette; camphor internally three times a day; aloes every two days; vermifuge injections. Application of compresses of sedative water, or vermifuge cataplasms moistened with sedative water on the belly; frequent and alternate lotions of sedative water and camphorated alcohol on the whole body; compresses of the same water around the neck and upon the head. Two days in succession calomel every eight days until the cure.

Cerebral fever at the beginning appears to give way where these means are fearlessly applied; so that it would be homicidal to-day, to treat this malady by bleeding, diet, and ice upon the head. As to quinquina and sulphate of quinine, whose use bring on such serious inconveniences, nothing at the present time but the old obstinacy would seek in the action of these slow medicaments, any thing to oppose to the rapid effects of the new system.

Typhoid fever is characterized in the beginning by voidings and vomitings of blackish matters; fainting, cerebral fever, slight convulsions. This is the true typhus fever, which is only a fever from verminous causes.

Certain physicians on the contrary give the name of typhoid fever to every intestinal affection against which they have no resource; in such a way typhoid fever only appears to them when the patient is dying. It is then they allow the relations to have recourse to us, despair in the case, as

though we could raise Lazarus, and give back life to a body on the road to decomposition. How many typhoid fevers, intrusted to the cares of educated diploma have we seen, which were in principle only simple disorders of the stomach, that our treatment followed at the first, would have arrested immediately. Diet, bleeding, and leeches, have brought on in their train a general prostration, and given up the poor victim to the work of a cause of which the treatment has done any thing but arrest the ravages. Let us suppose for a moment, a case of verminous disease, intrusted to a physician who does not suspect the presence of worms; diet, by starving the worm, renders it more sharp at destruction; for want of nourishment the worm will throw itself with more fury on the intestinal surfaces, and will consequently disorganize them. Leeches will attenuate the patient exteriorly, as the worm does internally. Bleeding, that leech on a larger scale, will conclude the work of all these vampyres. By diet the patient would have died of hunger; by worms and leeches he will die from exhaustion and disorganization. In his agony the physician will pronounce that typhoid fever has declared itself, and that he is at the end of his remedies. It is necessary then to tell him that this typhoid fever, is brought on by his treatment, in order that duly advertised he may not recommence upon another.

For the other kinds of fevers; bilious, gastric, typhoid; see Intestinal Diseases—i. e. colic, constipation, laxness, intestinal worms, and, above all, Diseases of the Stomach.

LACHRYMAL ULCER.—Make frequent application of compresses of camphorated alcohol on the passage; take camphor, and bathe the eyes frequently with one drop of sedative water in an egg-cup of water. Snuff up saline water.

255. FLOWERS OR WHITE FLOWERS.

CAUSES.—Introduction of an animated cause, and especially of ascarides into the genital organs of the sex.

EFFECTS.—Itching, sometimes alarming, in the parts; flowings, more or less constant, of a nature more or less acrid. Twinges in the stomach, painful digestions, bad breath, wasting away.

TREATMENT.—Complete hygeianic regimen three times a day; injections of tar water into the parts. In the evening, the introduction of camphorated pomade, as deeply as pos-

sible, or camphorated bougies. At first a slight smart will be experienced, which will scarcely last two or three minutes. Sometimes applications of camphorated alcohol on the lower belly; aloes every four days. I have never known this inconvenience resist this treatment; at the end of a few days the discharges disappear, and disappearing they give place to stoutness, and often to renewed fecundity.

256. THE LIVER (DISEASES OF), ICTERUS, CHLOROSIS, HEPATITIS, JAUNDICE; TUMORS OF THE LIVER, PALE COLORS; AMONG RUMINANTS ROT AND MURRAIN.

CAUSES.—Invasion of the liver by helminthæ, especially by the ducts, which by obstructing the hepatic channels and the biliary ducts, determine in them the coagulation of the bile, and its transformation into biliary calculi, prevents the forming of the bile, paralyzes, in a manner, the duodenal digestion—that is to say, the transformation of the chyme of the stomach into chyle, and thus deprives the blood of its immediate materials and its coloring matter. The presence of animated causes often produces the most frightful ravages in this organ; hydatides may be formed on it at the expense of the substance of that organ which they transform to a large pocket of water; the large lumbrics and tinia dry up and deform the tissue, and exfoliate the surfaces of the hepatic canal. A crowd of foreign bodies may be introduced into it, and exercise upon it ravages which translate themselves either into an inflamed tumor or an abscess. In fine, it is another state of things which determines or is the development of a scirrhus, which terminates by invading the whole abdominal capacity.

EFFECTS.—Growing want of appetite, progressive rounding of the stomach; especially on the right side. Jaundice invading all the surfaces, and even the whites of the eyes, with the exception of cheek bones, the face, which remain colored; glairous diarrhœa, in which are often found biliary calculi. Sometimes an abscess is formed which borders first towards the reins, and afterwards on the belly; and when the abscess ceases to flow, it is often only a proof of the deep disorganization of the organ. Women, and especially young girls, contract depraved taste, which lead them to seek the most extraordinary food—eating cinders, coals, earth, and I have known some who would eat fecal matters.

TREATMENT.—Hygeian treatment prevents these sorts of diseases. When the malady has declared itself, add to it doses of calomel for two days, and taken every eight. Aloes and castor oil the next day morning, every four days. Frequent vermifuge injections. Frequent applications of vermifuge cataplasms alternately, with compresses of sedative water on all the belly; lotions of camphorated alcohol on the reins. If an abscess has formed, frequent injections of camphorated oil into the fistula. Decoction ioduro rubiacea three days in succession every eight days. As to the scirrhusity, we conquer it at length, by not fearing to excoriate the belly with a compress of the strongest sedative water, for ten minutes, three times a day. Cover the belly three times a day with a large plaster of camphorated cerate, which will serve for several times. Oyster water.

FOUNDERING.—Inflammation of the foot of the horse. Surround the foot with compress of sedative water for ten minutes, and if ease is then apparent, inclose the foot in a bladder containing camphorated oil or turpentine.

257. SIMPLE FRACTURES OF THE MEMBERS.

Envelope the member in numerous bandages, preparatorily steeped in a mixture of

Potato starch,	10 parts;
Powdered camphor,	3 do.

In drying these bandages mould themselves on the limb, and thus keep the fractured bones in their place, favoring, by this, the joining of the parts, which goes on without interruption.

258. THE ITCH.

CAUSE.—The itch is a disease of the skin, of which the artisan is a very small insect, which ploughs the skin by burrowing, and thus causes insupportable itching.

EFFECTS.—Wherever it lays its egg, its presence causes the formation of a conical pustule, surrounded by an inflamed circle: the more we scratch the more we excoriate, and the more we increase the disease. The disorder is communicated by the insect, like every other insect disease.

TREATMENT.—A single sedative bath is often sufficient to cure the itch, if we take care to take off all the clothes, and to put on clean ones on leaving the bath, for ammoniacal water kills the insect. Yet as the eggs remain, it will be prudent to take several in succession, and to sleep each night in shirt, drawers and stockings greased with camphorated pomade. Carry during the day camphor on all the clothes; the old clothes must be dusted with camphor, and shut up in a very close box; or still better, to put them in an air-tight closet, and burn in it with prudence a little sulphur, and as soon as it is lighted, stop up the chinks of the door. This has no other end than to kill the insect, the sole cause of the itch. If you have not the means to take a sedative bath, you must be contented to rub the whole body with pure sedative water, or camphorated alcohol, and rub yourself afterwards with camphorated pomade. Workmen refiners of camphor, clerks in drug-stores, makers of acids, of gelatine, the workmen in gas-houses and oil-works, are not subject to the itch, and are cured of it by their occupations; for they are then surrounded by insecticidal substances.

259. SWELLING OF THE GLANDS AND LYMPHATIC GANGLIONS,
IN THE NECK, EARS, ETC.

CAUSES.—The sting of an intestinal or other worm; the introduction of a foreign body into a gland or ganglion. Often, also, from the inhalation of simple miasma, or bad breath, which is sufficient to cause the gland to take a perceptible development.

TREATMENT.—As soon as a gland is swelled under the chin, apply to it a saline cataplasm; gargle frequently with saline water, sharpened with a few drops of camphorated vinegar, or with lemon juice. As to the rest, observe the hygeian rules. When the glands break externally, replace the use of cataplasms by the dressing complete for wounds and ulcers. Gargles are frequently sufficient to reduce the swellings in the neck, and dispense by their dispersion with the use of the knife. Apply to them frequently the end of the finger, or a cloth dipped in camphorated alcohol.

If the glands of the chin and of the neck resist too long the action of saline cataplasms, replace them by compresses of pure or even strong sedative water; apply them by a

strong and prolonged pressure, producing a vigorous burning, which you must afterwards calm by thick dressings of lint, soaked with camphorated pomade, and maintained in its place by adhesive plaster; or you can reduce the whole dressing to the application of camphorated cerate, which must remain in its place until the following burning. I have even recourse to this latter plan, to treat the swellings which arise from the inoculation of a virus from the razor. Take care to walk in a garden, or keep the windows open if the weather permits, during the whole time you burn yourself, in order not to be constantly under the fume of ammonia, which at length fatigues the lungs.

When the gland can be subjected to the following means, press it as strongly as possible between the fingers, as in a vice; they are thus more quickly disorganized.—Galvanic plates.

Avoid currents of air, sudden chills, the transition from heat to cold. If you are reduced to swallow only liquid food, it is necessary it should be composed of the extract of all the solids which constitute the usual food; bread, meat, spices, herbs, are the means of making an excellent broth. Generous wine, and even sometimes a drop of spirits decoction ioduro rubiacea for some time, and as long as the stomach will bear it.

260. GOITRE, LARGE THROAT, UNNATURAL DEVELOPMENT ON THE NECK.

CAUSES.—The custom of drinking snow and mercurial water; sometimes the bite of one of those insects, which have the property, by their simple suction, of producing the development of parasitical organs of the strongest complication.

TREATMENT.—The same general treatment as for glands in the foregoing, adding to it the use of compresses of camphorated alcohol from time to time; iodine of potass longer continued; and even a dose of this salt in a saline cataplasm.

GOUT.

261. CAUSES.—Tendency of the articulatory extremities of the bones to tumefaction, or to oval coagulations, which

render the play of the joints insupportable. The abuse of refined pleasures, spirituous liquors, of laziness and a sedentary state, but above all from those cursed mercurial remedies, the scourge of medicine, which give to the bones that tendency to soften at their extremities. Gout in the feet and gout in the hands generally commences at the thumb and great toe.

EFFECTS.—The lower extremity of the bone tumefies, and this effect goes successively from joint to joint, with acute sufferings. Gout has its crisis, its intermission, and periodical return.

TREATMENT.—Hygeian regimen; use of decoction ioduro rubiacea. Applications of sedative water in compresses on the parts invaded. When the pain has disappeared, and you wish to resume walking, cover the articulations with lint saturated with camphorated pomade, and maintained in their places by a plaster of sparadrap, or rather of camphorated cerate. When the season permits it, sedative baths, with general friction. Galvanic plates.

If the violence of the pain has produced a general disorder in the economy, take aloes the same day. All gouty subjects who have tried this method, have drawn benefit from it equivalent to health, when the gouty germs have not been completely dissipated.

MANGY TUMORS.—Excrescences which take place on the pasterns and fetlocks of mules and asses, the consequence of cracks. Burn with camphorated alcohol for ten minutes, and cover them with a plaster of camphorated cerate.

SWELLINGS UNDER THE TONGUE.—Touch them frequently with the finger dipped in camphorated alcohol, and gargle frequently with saline water.

262. BAD BREATH.

Hygeian regime complete. Make use of pastilles. Gargle often with saline water. Take camphor. Snuff up saline water with a light drop of camphorated vinegar in it. Use mint either by mashing the leaves, or keeping a sprig in the mouth.

263. PALSY, PARALYSIS OF ONE SIDE OF THE BODY.

CAUSES.—The cause of palsy has its seat in the lobe of the brain opposite to the paralyzed side. Thus if the paralysis affects the left side of the body, its cause is seated in the right lobe of the brain. This cause is either a sanguinary congestion, or an effusion and cerebral hemorrhage, or the disorganization by the introduction of a foreign body or an insect.

EFFECTS.—Paralysis affects only the half of the face, nose, tongue, neck, chest, the eye and the arm, and often the leg of that side. A longitudinal line which passes through the symphysis of the forehead and the chin, the sternum and the dorsal spine, is the line of demarcation between the healthy and the diseased side.

TREATMENT.—At the first symptoms, hasten to water the head with sedative water, taking care to protect the eyes by a thick bandage over the forehead. Lotion the back, the heart, and chest with sedative water, and rub vigorously with camphorated pomade. Continue till the symptoms are dissipated, which I have seen take place in a quarter of an hour. If any traces remain of it, continue to place a compress of sedative water on the side of the cranium opposite to the side affected.

If the paralysis is of old standing, we always entertain the hope of diminishing its severity, and weakening its intensity, by putting the patient under the complete hygeian system, lotioning him with sedative water, before the frictions of camphorated pomade, which ought to be very frequent. Aloes and castor oil from time to time. Camphorated injections every day.

264. HEMORRHAGE.

CAUSES.—The tearing of a sanguinary vessel by the action of a sharp body, from an animated cause, or a chemical decomposition. Bleeding at the nose is called nasal hemorrhage; vomiting of blood, stomachal hemorrhage; spitting of blood, pectoral hemorrhage; flowings, uterine hemorrhage, and hemorrhage from the bladder; dysentery is the hemorrhage of the greater intestines; traumatic hemorrhage, the bleeding from a wound or a surgical operation.

EFFECTS.—Gradual weakening, faintness; and if we do not arrest the bleeding, the patient sometimes dies from loss of blood.

TREATMENT.—When the artery can be seized, the origin of the hemorrhage, we tie it up in the manner we have described under the head wounds. If that is impossible we lotion and inject the place of the bleeding with the following liquid:

Tar water,	1 lb.
Camphorated alcohol	55 grains.
Rectified vinegar,	55 “

Put it on a linen, and inject, cold or warm, either the nose, the uterus, the ears or the wound; lotion the surrounding surfaces with it. Apply afterwards compresses of camphorated alcohol, on the nose, behind the ears, on the lower part of the belly, according to the seat of the hemorrhage; for spitting of blood, cause the patient to inhale it strongly; and for blood from the bladder, it must be drunk. For wounds and uterine losses, after each of these injections, inject camphorated oil. If it is suspected that the vomiting of blood arises from the introduction of some leech or other larva, which frequently happens in the fields and forests, to persons who slake their thirst in the water of drains, join to the means above mentioned a strong solution of kitchen salt, which the patient must swallow. Give to him afterwards 1 grain of emetic, to provoke a quicker vomiting, then camphorated brandy as drink, and alcohol as lotions.

265. HEMORRHOIDS.

CAUSES—Hemorrhoids are tumefactions of the surrounding internal parts of the anus, of different volume and different form, occasioned by the irritation of fecal matters too dry to the passage, or by that of vermicular ascarides, which the aromatics of digestion have driven towards the rectum.

TREATMENT.—At least three times a day, introduce into the anus some camphorated pomade, or a camphorated bougie, leaving it to melt there. Take frequent camphorated injections. Apply on the hips compresses of sedative water or saline cataplasms. Keep the bowels open by means of

aloes, which does not cause hemorrhoids as some suppose. This first treatment will relieve greatly the pains of this disorder. But should you wish to relieve yourself more promptly (except in cases where great inflammation has taken place), you must arm yourself with a little courage, by introducing into the anus a cloth imbibed with camphorated alcohol, or a camphorated bougie steeped in camphorated alcohol before using it; support the smart as long as you are able; take afterwards a sitting bath, and introduce a large quantity of camphorated pomade, maintaining it there by a thick cushion of lint, dressed with camphorated pomade; cover the whole with a cloth impermeable to oily substances. Renew this treatment every time you have strength. Galvanic probes.

266. HERNIA OR RUPTURE.

At the instant a hernia has declared itself, place the patient with his head lower than his loins; apply compresses of sedative water on the rupture; exercise beneath it gentle frictions. It often, by this means, reduces of itself. If a truss is necessary, grease its pommels constantly with camphorated pomade. General rule; a truss ought never to wound or fatigue. Return it to the truss-maker until you are well fitted.

267. HICCOUGH.

A convulsive movement of the diaphragm after or during a difficult and painful digestion. Lotion the pit of the stomach with the hand with sedative water. Drink saline water.

268. HYDARTHROSIS.

An accumulation of sinovial liquid in the box and between the ligaments of a joint, but most commonly in the knee, without pain, but rendering movement inconvenient. Apply alternately, for ten minutes, saline cataplasms and compresses of camphorated alcohol on the joint; the first to re-absorb the sinovial liquid by circulation, the second to absorb it by the avidity which alcohol has for water. Cover it afterwards with a plaster of camphorated cerate. Decoction

ioduro rubiacea continued as long as it can be borne. Hygeian treatment.

269. HYDROCELE.

Dropsy of the purses and testicles. If hydrocele is not a tumor, use local baths, and local treatment the same as for dropsy proper, and satisfactory results will follow. If the disease resists, resort to puncture and dressing for sores and wounds. Galvanic plates in the bath.

270. DROPSY.

CAUSES.—Invasion of the abdominal cavity and of the glands and viscera that it contains by hydatides or other helminthæ, which, by attaching themselves to the coats of the peritoneum or mesentery, cause to ooze from them a serous matter which swells the belly.

EFFECTS.—Compression of the intestines, and constraint in the digestion of the stomach; suppression, more or less considerable, of the discharge of the bile; compression of the descending aorta, and of the stream from the vein. Stoppage of the circulation, followed by all the general disorders from this local ravage; jaundice, wasting away, swelling of the lower members, consumption.

TREATMENT.—Applications constantly renewed on the abdomen of compresses of sedative water; and when the appearance of blisters no longer permits it, cover it with a plaster of camphorated cerate; apply compresses of sedative water on the loins; put them again on the abdomen at the disappearance of the blisters. Lotions on all the body of sedative water, and general frictions of camphorated pomade. Camphor, three times a day. Aloes, every day. Frequent anthelmintic injections. Tar water in reddened water. Strongly spiced food. Use, not abuse, of generous wine, and aromatized elixirs. Decoction ioduro rubiacea. Plates.

271. DROPSY OF THE SPINAL MARROW.

A serious disease which must be attacked by frequent frictions of camphorated pomade, after alternate lotions of camphorated alcohol and sedative water. Complete hygeian regimen.

272. HYSTERIA NYMPHOMANIA, DISORDER OF THE WOMB.

CAUSES.—Introduction of inert or animated causes, principally vermicular ascarides, into the genital parts of a woman.

The word hysterics ought, at the present time, only to be understood in the latter sense; although ancient medicine, knowing no better, placed under this head all feminine diseases of which it knew not the cause. Ancient treatment was much more polite to the diseases of men which were difficult to determine.

EFFECTS.—Itchings which produce discharge, or cause disorder in the whole nervous system. Bad appetites; whimsical fancies; impossible dreams with the eyes open.

TREATMENT.—Hygeiadic and anthelminthic; vermifuge injections; frequent injections of tar water into the organ; the introduction of camphorated bougies into the parts, especially at night. Constant use of camphorated cigarettes.

273. INDIGESTIONS, EITHER PAINFUL OR SLOW.

CAUSES.—The quality, the privation, and the excess of aliments contribute as much to the frequency and gravity of indigestion, and the difficulty of ordinary digestion, as the want of exercise and irregularity in the distribution of the hours of the day. Man, in effect, as well as other animals, only digests what is digestible, and the quantity which the individual capacity of his stomach can elaborate. Digestion has its phases and its duration, which are in direct connection with the strength of his constitution and the impulse given by corporeal exercise. The elaboration of the brain must be simultaneous with the elaboration of the stomach; the digestion of thought, if I may thus express myself, can only be nourished by the stomachal digestion. In a word the stomach, being the organ of digestion, must exercise its functions as long as life lasts; for any organ whatever necessarily performs its functions as long as it remains an organ; thus if you give it nothing to digest, it will digest itself; it will gnaw itself, weaken itself, and become suicidal. Low diet has its indigestions, even if it is not a famine and slow poisoning.

PREVENTIVE TREATMENT.—I have nothing to offer to the

man who works in the fields and on the land; the man of nature has his health in a normal state; he is seldom sick from indigestion, except when he comes in contact at times with artificial life. I have only to say to men of leisure, of office, of the desk, &c., Take, every day, either the spade of the peasant, ten-pins or bowls; adopt in fine an exercise which obliges you to bend and press the vesicle of the gastric juice. In order to accustom yourself to this exercise, begin with five minutes the first day, increasing five minutes every day until it amounts to an hour a day. On leaving this exercise rub yourself for twenty minutes with camphorated pomade, afterwards a lotion for one minute of sedative water; then a rubbing over all the body; take off at last the grease by a lotion of camphorated alcohol. Put yourself afterwards under the complete hygeian rules. Sugar and water is often sufficient to spur a lazy digestion; this is why we so often counsel its use, especially on going to bed. Sugar is in effect a substance necessary to digestion.

CURATIVE TREATMENT AGAINST INDIGESTION.—At the instant indigestion becomes painful, apply lotions of sedative water on the pit of the stomach. Aloes immediately. Camphorated injection, adding one ounce of castor oil; borage afterwards, taking castor oil if the indigestion does not yield to the first treatment.

274. INFLAMMATION.

This word, which under the old medical system played so conspicuous a part, ought to be no longer considered but as the expression of one of the effects of the malady whose cause is elsewhere. The inflammation of the tissues is consecutive to their injury. Cure the injury, by attacking the cause, and you will dissipate the fit of inflammation. We do not therefore stop at it as a specific disease. (We refer the readers to the articles, inflammation of the stomach and intestines; inflammation of the chest to diseases of the chest; for inflammation of the eyes to diseases of the eyes, &c.; for inflammation of the womb or lower parts to diseases of the womb, &c.)

WANT OF SLEEP.—Take before going to bed a glass of sugar and water dusted with a little camphor, and sharpened with two or three drops of ether. Or crush in the teeth a piece of camphor the size of a small pea, and swallow it by

means of a draught of water; this small piece of camphor gives at least two hours and a half of profound sleep.

275. HEADACHE, SICK HEADACHE, CEREBRAL FEVER.

CAUSES.—The cause of these disorders, is local or general. The cause is local when it has its seat in the nostrils, in the orbit of the eyes, in the tympanum of the ear: the introduction of a foreign body, of an insect, into the cavity of these organs, is sufficient to give the most violent headache, and even cerebral fever.

The cause is general when these disorders arise from a serious trouble undergone by the digestive functions, or of acetous infection, in consequence of which the blood is congested in the greater and smaller vessels which envelope the brain.

EFFECTS.—Sick headache occupies but a very circumscribed portion of the cranium, but especially the frontal region, above one or the other eyebrow.

Pain of the head occupies all the upper part of the cranium.

In cerebral fever the blood boils in the head; the temporal arteries beat strongly; inflammation invades the whole face and then the body; the sight is dim; we dream with open eyes, and become delirious, and death may take place unexpectedly, if the treatment does not quickly conquer this frightful disorder.

TREATMENT.—Headache taken at first, is dissipated in a few minutes, by simple ablutions on the cranium of sedative water, and a compress around the neck. If it resists a long time it will arise from indigestion; take immediately aloes. But these cases are rare, "Sedative water," cried a patient, subject for many years to violent sick headaches, "sedative water has taken away my disease, as if I had lost a leather cap."

Cerebral fever taken at first is dissipated in twenty-four hours, and is instantly relieved by the following treatment: Surround the forehead with a thick bandage of cloth in order to protect the eyes from sedative water; moisten then frequently the head with it. Surround the neck with a compress imbibed with sedative water; lotion with it the body, and use over it strong frictions of camphorated pomade.

As soon as the patient recovers his reason, administer to him aloes, and a vermifuge clyster. Apply a vermifuge and laxative cataplasm on the belly. Warm borage tea with a small lump of camphor in each glass. Continue the lotions of sedative water till all cerebral symptoms have ceased.

Taking camphor cures headaches whose cause is in the nasal organs. Injections of camphorated oil cure those in the ear.

The number of cures has so much increased that we have ceased to record them. I am certain that there must be a concurrence of circumstances not understood, if the calm and quick action of sedative water does not succeed; you may then be sure the disorder arises from mercurial causes.

Thus no longer permit your children to be treated by applications of leeches, low diet, ice upon the head, all homicidal and disorganizing means. Try our treatment first; if in ten minutes you see no amelioration, you must conclude the patient has undergone mercurial remedies, and then you must act accordingly.

276. DISEASES OF THE STOMACH, CRAMPS OF THE STOMACH, DISEASES OF THE ENTRAILS; GASTRITIS, GASTRALGIA; BILIOUS AND MALIGNANT FEVER; TYPHOID FEVER, OR TYPHUS OF THE COLLEGES, PRISONS, AND HOSPITALS.

CAUSES.—When the pain of the stomach does not arise from the acid or acrid nature of the aliments and liquids, the cause must be attributed to the multiplication of ascarides or some other helminthæ. In bilious and malignant fevers, in typhoid fevers, the multiplication of the animated cause, invades the whole length of the intestinal canal, and there produces disorders which march in increasing progression, so to say, on rules of common interest. This fever, or rather verminous disease, is contagious in the hospitals, the prisons and in all societies where man is subject to stale or badly concocted food. Typhoid fever causes, in the hospitals and the prisons, ravages still more frightful from the suppression in them of tobacco, that vermifuge condiment of the soldier and the common people.

EFFECTS.—In pain of the stomach, otherwise called crudities or cramps of the stomach, or gastritis and gastralgia, we feel sharp and prolonged prickings in the stomach, and

often towards the heart. We suffer horribly during fasting ; repast calms these sufferings a little ; they begin again during digestion. Every consumption of stale and mucilaginous nourishment and abstinence from condiments and wine renders the case worse. Sometimes water rises to the throat, and is thrown off with violent efforts.

Typhoid fever declares itself sometimes quickly, sometimes after injudicious treatment, by discharges of a blackish and fetid nature, by stupor, delirium, and cerebral fever ; a state of extra excitement, to which succeeds a state of suspension and somnolence, which precedes a death without agony. At other times typhoid fever follows an antiphlogistic treatment of leeches, bleeding, and sweet diet. The typhoid fevers of our hospitals spring from no other cause ; you enter them for a headache, you die in them from typhoid fever. Nothing of the sort will occur when it is deemed a duty to adopt the following treatment :

TREATMENT.—Complete hygeian regimen prevents typhoid fever ; low diet predisposes to it ; bad quality of aliments brings it on sooner or later. At the very first symptoms surround the neck and the wrists with cravats of sedative water ; water the cranium with it, protecting the eyes ; lotion the body with it, and rub, afterwards, as long as possible, with camphorated pomade. Antiverminous cataplasms on the belly.

To grown persons, administer 5 grains of aloes with herb broth and vermifuge injections. To children, of tender age, instead of aloes, give, at least twice a day, a tablespoonful of syrup of chicory. Keep constantly near the mouth a large lump of camphor, take chicory tea with camphor at each glass.

Relief will soon be apparent ; the patient should eat as soon as he feels appetite, and the next day he can attend to his business. The cure is not so quick when the disease is of some standing, and the treatment not applied till late ; but, in fine, in all stages, the relief is infallible. The intestines must be disorganized, and decomposed if the treatment is powerless ; but in this case no other could have operated better.

N. B. When a physician shall talk to you about typhoid fever, reply to him verminous fever, and do not hesitate to treat your child, your relative, your friend, as we have pointed out above. Above all, do not forget that aromatic nourishment and the use of good wine prevents these disorders. Spice your aliments, and do not nourish your children on

milk diet and sweets ; these things only nourish the vermin which gnaw their intestines.

277. MALADIES OF THE WOMB, OR UTERINE DISEASES.

CAUSES.—Poisoning of the womb, either by impure contact, or by the use of mercurial and venomous medicaments. Inflammations and ulcerations of the organ, produced by the introduction of foreign bodies and the invasion of ascarides. We shall only occupy ourselves here with the latter causes of this morbid category. See still further Prolapsus or fall of the womb.

EFFECTS.—Irritations, which produce discharge ; then, sooner or later, white, and sometimes red, flowings, mixed with clots and often rags of flesh. The ulcerations produced by the use of mercury, and other mineral drugs, are often mistaken for cancer of the uterus. True cancer develops itself ; mercurial cancer shows itself in rags of flesh and clots of blood.

TREATMENT.—Diseases of the uterus ought to be treated in the beginning, because later it is only possible to relieve them.

Very frequent injections of tar water, introduction more frequent still of camphorated pomade ; applications on the lower belly and the loins, first of compresses imbibed with sedative water, then with saline cataplasms ; tea of sarsaparilla and ioduro of potass ; camphor three times a day—that is to say with each glass of the above tea, chicory water in all the drinks ; aloes every four days and camphorated injections ; frequent frictions of camphorated pomade. The stale food and milky diet of the women of capitals, as well as their obscure and moist habitations, are the occasional cause of that great number of the womb diseases which afflict all women in large towns.

278. MALADIES OF THE SKIN, RINGWORM, ITCH, RASH, SCALD-HEAD, LEPROSY, ETC.

CAUSES.—Diseases of the skin, properly so called, are the subcutaneous erosion, more or less profound, of lice, acari, gadflies, small helminthæ, larva of fleas, or other kind of larvas. But a crowd of diseases of the skin, and those the

most stubborn, are nothing more than arsenical or mercurial eruptions, arising from the treatment adopted, that vicious circle of diseases cured by and for others.

EFFECTS.—Feeling of the burrowing of an insect; irritation and itching insupportable, occasioning fever and sleeplessness. We say that there is repercussion, when the insect chased from the surface takes refuge in the cavities of our interior organs, or rather when poisonous treatment has engendered a new disease.

TREATMENT.—We must distinguish, with regard to treatment, superficial maladies, which have their seat immediately under the epidermis, from deep diseases, whose ravages extend further into the substance of the skin. Itch and dry ringworm rank among the first; scurvy, leprosy, sharp ringworm, and impetigo in the second class.

A superficial disease is cured in a few hours, or at the latest in one night, if the invaded surface is kept covered with compresses of camphorated alcohol or camphorated pomade. Thus, when we have caught the itch in the hands only, keep them plunged all night into a bladder, containing camphorated alcohol; the same for ringworm in the hands. But if the malady pervades the whole skin, it is necessary to lotion the body frequently with camphorated alcohol; to take every day a sedative bath, alkaline ferruginous, with frictions of twenty minutes, on leaving the bath, of camphorated pomade; sleep each night in shirt, drawers, &c., greased with camphorated pomade; camphor three times a day; aloes every four days; camphorated injections from time to time.

If the malady is deep seated, and, above all, if it is of arsenical or mercurial origin, the treatment requires a longer time before the result is obtained.

For ten minutes, three times a day, apply on the invaded surfaces a compress of sedative water, in such a way that the skin assumes a more inflamed aspect, and the cutaneous disease appears worse; do not mind this, or be frightened at it. Immediately after, cover the same places with a plaster of camphorated cerate until the following dressing. When the ravages from the sedative water have been so great that fresh applications cannot be borne, replace the use of them by compresses of camphorated alcohol, which must be applied in the same way for ten minutes; cover again with a plaster of camphorated cerate, or a cloth greased with camphorated pomade, covered with a plaster of gummed taffety.

At the end of eight days of this treatment, dress with good table mustard, all the reddish places or the lumps you meet with; ten minutes after, wash with plenty of warm water and sponge, and apply afresh, for ten minutes, compresses of camphorated alcohol, which must be replaced by the plaster of camphorated cerate until the next dressing. Should the skin tumefy a little too much, apply from time to time saline cataplasms, which must be taken off in ten minutes, and replaced by a plaster of camphorated cerate. Sedative or sea baths will admirably assist this treatment. Take care, besides, to change completely every eight days, all clothes and linen, and to send those you put off to the washing.

When the skin presents nothing more than the reddening effects of sedative water, it is sufficient to keep the surfaces covered with plasters of camphorated cerate, in order to protect the new formation of skin from the action of the atmosphere.

Such is the general treatment for the deepest and most inveterate diseases of the skin, but especially against those of arsenical or mercurial origin, let these diseases have their seat upon the body, or the head, or the face, the scrotum, the anus, or the perineum. Except that for the interior of the modest parts and of the anus, we are contented to burn with camphorated alcohol instead of sedative water, and dispense with the use of mustard.

If, after the cure, some lumps should be met with, extinguish them immediately by pressing them between the finger and thumb, then dressing them with mustard, alcohol, and a small plaster of camphorated cerate. If the ulcerations are tardy at healing, pass over them with a brush a little goulard water, then sulphate of zinc, with all the precautions necessary to be taken in the application of these salts.

M. Apostoly, a brave retired soldier of Villeneuve sur Berg (Ardeche), writes us that he has cured himself by our method in a few hours, of a severe ringworm on the haunch, that his physicians had vainly treated for a whole year.

N. B.—It is thus we cure in twenty-four hours the itch, the pedicular disease, the prurigo formicans, the herpés; and in some months obstinate scaldhead, inveterate ringworms, ichthyosis, leprosy, &c.; arsenical prurigo, and the innumerable train of diseases of the skin of mercurial origin.

The treatment well applied leaves no after effects, and produces no seam on the skin.

279. DISEASES OF THE CHEST, INFLAMMATION OF THE CHEST, PAIN IN THE SIDE, PLEURISY, NEGLECTED COLDS, PHTHISIS.

CAUSES.—When the blood is congested in the lungs, there is inflammation in the chest; these congestions arise from the action of cold air, from severe fever, from the inhalation of acid vapors. When the internal surfaces of the larynx and the bronchial tube are tickled by an inert or animated cause, there is rheum, asthma, catarrh (see these words). When it is the external surface of the lobes of the lungs, that which is in contact with the pleura, which transudes thus, there is created in the thoracic cavity, a mass of serosities, which first give pricking in the sides, which is transformed, sooner or later, into pleurisy, or a mass of pus, or an accumulation of gas. The continued irritations from an animated cause, determines on the internal surface of the lungs the formation of tubercles, the permanent seeds of infection, and of the disorganization of the lungs. It is then phthisis, a terrible disease, which the least accident may render incurable, and bring on lingering consumption.

The diseases of the chest are caused, more often than it is supposed, by the tapeworm itself, which so many people have, without being aware of it. In effect, I am persuaded when the tapeworm insinuates his head into the swallow, he occasions an obstinate cough, a violent catarrh, followed by coryza, because the head is introduced into the nasal organs, passing behind the veil of the palate. We then blow the nose, and spit the mucosities of a similar nature. But all these phenomena disappear, if we masticate pomegranate root. But phthisis, in large towns, is unfortunately the produce of mercury, which accident carries to the lungs.

EFFECTS.—We stifle in inflammation; we undergo sharp sufferings in pleurisy; neglected colds fatigue and exhaust by their coughings. Phthisis has characters more perfidious; tubercles multiply, obstructing the capillaries, and thus prevent the oxygenation of the blood; when they suppurate, they become seats of the disorganization of the cells of the lungs, and occasion from it large losses of substance, which are called caverns. The patient is languid, without suffering,

and is melancholy without ennui ; his spittings, at first white, spumous, and pearly, turn more and more to a color of bad augury, and at last become greenish. Looseness attacks him at first, and goes on increasing. His existence is only a slow agony, without remorse and without regret ; and he dies in full possession of his faculties, at the time that nature either wakes or sleeps.

TREATMENT.—Inflammation of the lungs is combated, by placing, from time to time, upon the chest and between the shoulders, a cataplasm of salt and linseed, moistened with sedative water ; every time this cataplasm is taken off, and it should be taken off frequently, wipe the skin, and use a general friction of twenty minutes with camphorated pomade. Place from time to time, around the neck, a cravat soaked in sedative water. Aloes every day, and laxative injections pretty often. Camphor three times a day.

When the spitting is of a bad nature, and the expectoration painful, fear no longer to have recourse to camphorated alcohol, by constantly keeping on the chest and around the neck compresses soaked in it, taking the precaution to preserve the patient from inhaling its fumes. Burn some paper, also, in order to purify the air ; throw from time to time some vinegar on a red hot fire-shovel, carrying it around the room. Lotion the back and belly with camphorated vinegar before the frictions ; and when the action of the alcohol augments the fever, have recourse to a lotion of sedative water, and a dose of aloes. You may even cause the patient to take a glass of sugar and water, with a teaspoonful of sedative water. If the patient does not eat, give him aromatic baths, every hour, with a tablespoonful of good old wine each time, with a pinch of salt.

Pain in the side is treated by applying on the seat of disease a compress well soaked in camphorated alcohol, with a friction of camphorated pomade every time it is removed ; camphor cigarettes, aloes.

As to phthisis, prevent it by the application of our hygienic treatment, and the constant use of the camphorated cigarette ; avoid low diet, asses' milk, and other milky nutriment ; spice all your food. If any symptoms appear, immediately apply to the chest and around the neck, compresses of camphorated alcohol, and from time to time saline cataplasms, moistened with camphorated vinegar sufficiently diluted with water ; multiply camphorated frictions over seda-

tive water. Camphor three times a day, by means of a draught of infusion of hops or tar water. Constant use of the camphorated cigarette, or camphorated alcoholic cigarette if the patient does not aspire the first readily; or better, a piece of camphor in the mouth. Walking or sitting in the sun; strong nourishment, little and often. Vermifuge injections every day. Chew often the pomegranate root.

N. B.—Since I have submitted maladies of the chest to frictions between the shoulders, I have always remarked, that the place of the back which corresponds to the seat of the inflammation or tubercles becomes red, above all from the lotion of sedative water, in such a way that the red spot indicates the exact topography of the internal ravages of the disease, better than sounding or auscultation. Complete cure is indicated by the disappearance of these spots, whatever lotion of sedative water may be used in order to make them re-appear before each lotion. This has always appeared to me a diagnostic fact worthy of remark.

280. SECRET DISEASES, VENEREAL OR SYPHILITIC.

CAUSES.—Communication by the contact of the mucosities, or of excoriated skin of a virus, which commences by only attaching itself to determined regions, but which by degrees infects the whole economy, if treatment does not arrest its progress. The localization and certain characters of the ravages of this disease, seem to indicate an animated cause, which may be the propagating and inoculating cause of the virus.

EFFECTS.—Indurations, red spots spread over the skin; swellings of a violaceous red, with a circle of green of bad omen, effecting according to the locality various appearances, buboes, nodes, cockscombs, chancres, &c., which spring from the anus or around the genital parts. Ulcerations of bad character, sores in the mouth, foul breath, buboes and swellings of the lymphatic ganglions, especially of the groin; embarrassed and painful muscular movements. The frightful results which follow mercurial treatment, are often attributed to the disease itself; let every one beware!

I recommend to the mothers of families to exercise the severest watchfulness over their young girls, and to talk to them frankly at the age of puberty. I must tell them that,

in this sink of corruption and wickedness called Paris, wretches are to be found every where, who are admitted without distrust into families, who seem to experience a fierce pleasure by corrupting unsuspecting innocence. You are astonished to observe colored discharges afterwards from young girls of eight or ten years. I think a father of a family arriving at the moment would be justified in breaking the neck of such a monster.

After this advice addressed to maternal solicitude, I owe another to our young men, besotted but not perverted. I must acknowledge to them that I have never been able to reconcile the parental sentiment, which is manifest even in the young man, with that thirst for vice which leads him to ingulf his physical strength, his blooming youth, in those nests of infection called *maisons de joie*; from whence he brings the dregs of all libertinages, to make a wedding present of to his chaste spouse, and a legacy to innocent children. To seek pleasures of this kind is not to calculate like a prudent man. What can be thought of a citizen, who, after having procreated, by a surprise or a seduction, strong and intelligent bastards, whom he afterwards abandons nameless to all the miseries of life, and to all the temptations of want, consecrates the remains of his dirty caprices, to give his name and heritage to rickety and scrofulous children, inheritors of the consequences of his ignoble pleasures?

Recollect you are not always healthy, when you believe yourself cured, and that it is the wife who feels the ancient sins of the husband.

PREVENTIVE TREATMENT.—But since vice exists amongst us, let us at least paralyze its consequences.

As soon as an impure contact has taken place, wash with plenty of tar water if possible. Immediately afterwards envelope the parts externally or internally, according to sex, with powdered camphor, of which you must brave the slight smart, which lasts only two minutes. Drink a glass of sugar and water dusted with camphor and sharpened with two or three drops of ether. You are thus almost sure, by this means, to prevent infection, and to stop its communication to the passage.

CURATIVE TREATMENT.—When the infection is apparent, have recourse to the following treatment. Every one is authorized by me to regard, henceforth, the application of internal or external mercurial remedies as poisoning either

through imprudence or ignorance, and ought to begin by interdicting, under oath, the use of these medicines by his physician.

If the patient wishes to treat himself, and he will thus be more sure of success than otherwise, he will adopt the following treatment:

Three times a day take of camphor by means of a glass of decoction of indurated sarsaparilla. Very light tar water in all the drinks.

Keep the parts constantly enveloped at night in camphorated pomade, and during the day in powder of camphor, by means of a purse of bladder or of caoutchouc.

Evening and morning apply local baths three times a day for ten minutes, apply camphorated alcohol on the chancres or other sores; prolong even beyond ten minutes if the case is obstinate. After each burning with camphorated alcohol, place some lint imbibed with camphorated pomade between the gland and prepuce. Injection into the parts first of tar water, then of camphorated oil. Aloes every four days. Vermifuge clysters frequently. Use galvanic plates and probes.

Frequent lotions over the whole body of camphorated alcohol, with frictions of twenty minutes with camphorated pomade.

Constant use of the camphorated cigarette. The blotches, eruptions, excrescences, &c., ought to be burnt without hesitation, with small compresses of camphorated alcohol, maintained in their place by a plaster of camphorated cerate. Continue until the eruption dies away. If the skin is covered with blotches, sleep every night in shirt, drawers, and socks, greased with camphorated pomade.

Strong and spiced nourishment, and good wine; against fever, sedative water.

The cure is complete and sure, if the patient has not been submitted to mercurial treatment; the cure is slower in the latter case.

In fifteen days we thus cured a lapidary whose body was entirely covered with blotches of the size of a cent; he came to see us again with his skin as clean as ever.

281. MALADY OF THE SEA, SEA-SICKNESS.

CAUSES.—Sea-sickness is an effect of the emptiness which the rolling of the vessel produces, by aspiration, in the chest and stomach.

TREATMENT.—Use the camphorated cigarette to maintain the force of breathing, use of camphor also; frictions of camphorated alcohol, or eau de Cologne on the pit of the stomach. Embark with an empty stomach, and breakfast heartily at sea with good wine.

282. METEORIZATION, OR PUFFING UP OF THE INTESTINES IN MEN AND ANIMALS.

CAUSES AND EFFECTS.—Ballooning of the intestines and sometimes of the whole belly, or the peritoneal cavity and the cellular tissue, by a superabundant quantity of gas, either hydrosulphurate, or carbonic, which by filling the large vessels and the lungs, threatens the sufferer with an apopleptic stroke or suffocation.

TREATMENT.—Cause the animal or man to swallow, when thus attacked, sedative water with twenty parts pure water; for animals one pint of sedative water in a pailful of bran-water. Lotion the chest and belly with pure sedative water till the disappearance of the disease. Vermifuge injection, with an addition in taking it off the fire of a tumbler of sedative water for a beast, and a wineglass for a man.

Bites of the viper or any other venomous animal, stings of bees, wasps, spiders, and scorpions. Apply immediately on the wound sedative water, or even pure ammonia, if you have it at hand. Frequent lotions of sedative water on the neighborhood of the wound, and even on the whole body, if the evil has progressed, and this until the cessation of all danger. Give frequent drinks of a glass of sugar and water alkalized with some drops of sedative water.

283. GLANDERS IN HORSES AND OF THE MEN WHO DRESS THEM.

CAUSES.—The invasion of the nasal passages by acari or larvæ, which, inoculating afterwards the bones and the flesh by their vitiated parasitism, infect thus the circulation, and

terminate by causing death and propagating infection around them.

EFFECTS.—Sanies at first glairous, then colored with a dye of bad omen, which flows continually from the nostrils of the horse. Cough dry and pursy. Torpor and laziness in all the movements; swelled glands. The bones of the neck, to appearance, are covered with nodules. This disease is communicated to those who ride or take care of these animals, either by inoculation from the purulent effects, or by communication with the morbid cause. The man falls into somnolency and stupor; faintness follows slight fever; eruptions take place in the nostrils, the mouth, and upon the body, swellings which easily decompose; death in three or four days if treated on the old system.

PREVENTIVE TREATMENT.—Replace the mangers of wood by those of stone; sweep all the holes of the pavement; white-wash the walls frequently; wash the pavement often with chloride of lime; frequently burn tobacco or odoriferous herbs in the stable. If the groom sleeps above, make him wax the floor, and keep the walls in a state of cleanliness, and to sleep in a hammock, rather than in a bed. Do not prevent his smoking. Let him lotion his body morning and evening with camphorated alcohol.

CURATIVE TREATMENT.—As soon as the horse shows the least discharge from the nostrils, inject into them some turpentine oil, and then very strong tar water; lotion his head with oil of turpentine, or what is better still, camphorated alcohol. Defeat the fever with sedative water. Injections of bran-water and turpentine; the same bran-water to drink. Do not abandon this treatment until all symptoms have disappeared. Every day a small bunch of the leaves or roots of madder, with straw or hay. If the animal refuses to eat it, make him swallow an ounce of the powder of madder root.

Those who dress these horses ought to wash their hands before and after the dressing with camphorated alcohol, or essence of turpentine. They ought to smoke either tobacco or the camphorated cigarette; to inhale from time to time through the nose camphorated alcohol, diluted with twenty times its volume of water; to eat camphor three times a day; to wash the head frequently with sedative water; to purge often with aloes; and take from time to time vermifuge injections. At the least symptom of the invasion of

the disease, burn the eruption with camphorated alcohol, and lotion the body frequently with camphorated vinegar sufficiently diluted with water. Injections into the nostrils of camphorated alcohol diluted with water, and frequent gargles of the same. Sedative water on the head and around the neck. Frictions. Ioduro rubiacea tea every day. The use of madder appears the surest specific for this kind of disease, to which we draw the attention of veterinary surgeons.

284. NEPHRESIS, OR COLIC OF THE KIDNEYS.

CAUSES.—The formation of a calculus in one or both of the kidneys, which by obstructing the channel of the urethras, opposes itself to the secretion of the urine, distends beyond measure the capacity of the organ, and causes thus the most violent pains in the region most commonly called the reins. The causes which produce the formation of the calculus, are consequently the causes of nephretic colic. The presence of a worm, or other animated cause in these organs, may produce effects more terrible than the calculus, both as obstacle and the agent of destruction.

EFFECTS.—Nothing can equal the violence of colic, except the colic de miserere. I have seen patients roll on the ground as if possessed; happy for them even when passing of blood takes place, indicating the removal of the obstacle.

TREATMENT.—Compresses of sedative water or saline cataplasms on the loins, and frictions afterwards of camphorated pomade. Swallow the amount of a small piece of camphor in dust by means of a glass of tar water; frequent injections of camphorated oil into the urethra. Camphorated clysters and sedative baths. Complete hygeian regimen prevents the return of these terrible fits of colic.

285. NEURALGIA, OR NERVOUS MALADY.

A useless word in the sense of its common acceptation. The nerves being the agents of sensibility, and being distributed in an inextricable network in the organs, indicates an injury which is not neuralgia. Thus when nothing better can be said, a disease is called nervous.

286. EDEMA, SWELLING.

CAUSES.—Infiltration, and swelling, partial or general, of the cells, caused by a decomposition of the local or general blood, by a defect of circulation or of digestion. Aneurism of the heart, dropsy, softening of the brain or of the spinal marrow, constipation during pregnancy, or too strong compression may produce œdema.

EFFECTS.—The lymphatic vessels and all the interstitial network of the cellular membranes become infiltrated with serosity and gas, and paralyze the muscular play, in such a way that the impression of the finger remains a long time indented on the skin, less colored than the surrounding part.

TREATMENT.—We cannot expect to cure this disease, except by removing the primordial cause from which it emanates. During this time, we can only expect to relieve its intensity by frequent clysters, the application of compresses of camphorated alcohol, by supporters or dry cataplasms, and sometimes by lotions of Goulard water, or acetate of lead, taking the necessary precautions which the use of this salt requires, internally so poisonous. Decoction ioduro rubiacea.

287. DISEASES OF THE EARS, TINGLING IN THE EARS, DIMINUTION OF HEARING, DEAFNESS.

CAUSES.—The introduction into the internal or external tunnel of some foreign body, of a seed which grows, of an insect (louse, flea, worm), which stings and gnaws both cartilage and bone. The tingling and weakening of hearing, arises often from the introduction into the eustachian tube of an intestinal worm, that is to say into the internal auditive tube which opens behind the veil of the palate. It also arises from compression exercised upon it by the swelling of the amygdaloids or adjacent lymphatic ganglions.

EFFECTS.—I have seen cases where the introduction of a single flea into the auditive tunnel, produced fever so violent, that it approached delirium and madness.

TREATMENT.—Pour camphorated oil into the tunnel of the ear, and maintain it there some time by the assistance of a plug of cotton. This is sufficient to kill or drive the in-

sect away, unless he has taken refuge in the interior of the bones of the rock, where the oil will be a longer time in reaching him. If the pain does not instantly cease, place behind the ears compresses of sedative water. When the pain has disappeared, wash the auditive tunnel with injections of hot water. If these means are not sufficient, call in a surgeon, in order to proceed to sounding and the extraction of the foreign body. For the tingling which proceeds from the swelling of the glands. (See Glands). As to the rest smoke cigars or use the camphorated cigarette, which is sufficient to disembarass the eustachian tube of the worms which have invaded it, especially if frequent gargles of saline water are added.

288. WHITLOW, SWELLING OF THE FINGER.

CAUSES.—Introduction of a splinter of a foreign body, of an insect, or worm, under the nail, or roots of the nail, or into the last joints of the finger.

EFFECTS.—Shooting pains, which cause fever and sleeplessness. Inflammation and swelling of the affected finger; abscess, which, by the old treatment, always left traces, more or less profound, of its ravages, and often deformed the finger. Cases of this sort have been known, which have terminated in the amputation of the finger.

TREATMENT.—Envelope the diseased finger with several folds of cloth plentifully imbibed with camphorated alcohol; introduce the finger thus enveloped into a hutkin of skin or bladder, kept in its place by bands around the wrist. The fever of the disorder is allayed as if by magic. Put camphorated alcohol into the sack or hutkin, whenever the cloth is felt to be dry, and the pangs re-commence. At the end of two or three days the skin cracks, withers and detaches from the parts invaded. Take off the dressing, wash the finger well with warm tar water; and afterwards, instead of camphorated alcohol, use nothing but camphorated pomade; surround the finger with lint, well saturated with it, keeping it in its place by proper bandages. Then introduce the finger into a sack, sufficiently large, tied as before; and as soon as a slight itching indicates that the lint is dry, pour camphorated oil into the sack. Dress every twenty-four hours in the same way. By means of this treatment, if taken at first, the finger, after cure, shows no cicatrice. As soon as

the skin detaches itself from the living flesh, round it off with scissors, in order to give more facility to the washings with tar water.

The whitlow of animals, disease in the frog of the foot of horses, &c., disease in the feet of sheep, are to be treated in an analogous manner, using brandy of low quality, and replacing the camphorated pomade by tar pomade or turpentine, and enveloped in a whole pig's bladder.

289. PARALYSIS, GENERAL OR PARTIAL.

CAUSES AND EFFECTS.—Paralysis is produced by the introduction, into a nervous centre, presiding over the movements of a foreign body, of a helminth, of an insect, of a thing of intoxicating or disorganizing base, which intercepts, in a manner more or less durable and reparable, the communication of the nervous influx with the organs of locomotion and movement, that is to say with any portion whatever of the muscular system. Apoplexy (see this word) is the paralysis of the entire brain. Paralysis is apoplexy more or less durable of the root of one or more of the nerves which emanate from it. Partial paralysis only affects a single side of the body; its seat is in the box of the cranium. Paralysis of the lower members has its seat in the extreme portion of the spinal marrow. Rheumatism and lumbago affect only the secondary branches of the nervous system, and produce only momentary paralytic swelling of a nervous surface very limited. As the nervous system is an inextricable network infinitely subdivided, as far as the limits of an organ, it follows that rheumatism is never a paralysis, since it arises only from the paralysis of the nervous branches which reach the affected muscular region.

TREATMENT.—The treatment, principally local, ought to be applied, not upon the member affected, but especially upon the portion of the brain which appears to be the origin of the evil; upon the cranium and the whole length of the dorsal spine, for general paralysis; upon the side of the head, opposite to the side paralyzed in partial paralysis, when it affects half the face; upon the length of the dorsal spine when it affects the lower extremities.

Apply frequently, but at least three times a day, for ten minutes each time, saline cataplasms on the length of the

dorsal spine; wet the head with sedative water, and then exercise a friction of twenty minutes with camphorated pomade, on the back and loins, and shampoo all the paralyzed members. Take exercise afterwards either at bowls or the spade, if the patient is able, with frictions afterwards; sedative baths frequently (at least twice a week,) with frictions and shampoos on leaving the bath.

By means of this treatment, well kept up, we have seen established a state of health far beyond the expectation of those afflicted with paralysis, although cases of long standing.

290. PERITONITIS.—The consequence either of a lying-in, or of a surgical operation. The alternative application of saline cataplasms and compresses of camphorated alcohol, frequent camphor injections, aloes, and camphorated oil, triumph easily over the peritonitis of women during confinement. The dressing for wounds (see Wounds) preserves from its effects in all cases of surgical operation or subpubis cutting.

291. PLAGUE, ALEPPO SPOT, TYPHUS.

CAUSES.—Plague begins with a whitlow or pimple, of bad character, which can only be the effect of an acari, or other venomous parasitical insect.

EFFECTS.—At the beginning, burning fever and loss of appetite; afterwards, the infection gains the circulatory system. The patient languishes and loses, more or less quickly, all his energy; he falls from discouragement into apathy, somnolence, and a general prostration, which strides quickly to death; a theme which may be bordered by a thousand variations, according to the constitution, the imagination, or the susceptibility of the patient. Plague is the apanage of warm climates—a contagious disease, like the itch, by all the objects which may have received its animating cause.

PREVENTIVE TREATMENT.—Morning and evening lotion the body with camphorated vinegar, sufficiently diluted with water, and after that a friction and shampooing general over the whole body; vermifuge injections complete every two days; complete hygeian regulations; use of the camphorated cigarette, and dust the clothes with camphor.

CURATIVE TREATMENT.—At the first appearance of the spot, cover its surface with compresses imbibed with camphorated alcohol, maintained in their places by frequently

wetting them and covering them with a piece of starched muslin; use frequent lotions of camphorated vinegar, well diluted with water, and frictions afterwards; take frequently a glass of sugar and water sharpened with some drops of camphorated vinegar. Tar water in all the decoctions. Hygienic rules complete. The workmen in oil factories do not catch the plague; oil yourselves, therefore, with camphorated pomade.

292. POLYPUS OF THE NOSE.—Apply often, during the day, camphorated alcohol, by means of a plug of cloth; cover the nose with compresses of the same; after each dressing, snuff up camphorated pomade.

293. PROLAPSUS UTERI, or fall or reversion of the womb, either left, right, or behind, is in consequence of the atony and relaxation of the large and muscular ligaments, which, in its original state, were intended to keep this organ in position. Apply frequently, on the lower belly and the loins, compresses imbibed with camphorated alcohol; frequent injections of tar water into the vagina. Introduction at night, of camphorated bougies. If these means are not sufficient quickly to replace the womb in its position, on no account, use the common truss, but cinctures round the hips with two cushions of the height of the pubis, continuing the treatment.

294. PYLORHUS (SCIRRHUS OF.)

CAUSES.—There are many cases of pylorus, which have only taken that character in consequence of treatment adopted; at the beginning they were merely often only verminous pain of the stomach. Adopt then, in this case, the treatment laid down in the article pains of the stomach, which will relieve you when the disease has not arrived at the complete closure of the opening of the pylorus. Constant application of cataplasms, freely wetted with sedative water, on the right side of the whole belly, and then the whole preventive treatment, and afterwards treatment for intestinal worms.

295. RICKETS, OR SOFTENING OF THE BONES.

CAUSES.—The bones soften, because the development of an acid opposes itself to the regularity of the calcareous deposition, in the tissue of the bones. This effect has for its

first cause, either a weak or diseased organization, the sad inheritance of misconduct, of imprudences, of mental distresses, or privations of parents, or the habit of living amidst vapors, or miasmatic acids, and far from the rays of the sun, or, in fine, the parasitism of an animated being, which disorganizes and decomposes; but in the greater number of cases, it is the direct or hereditary action of mercurial treatment.

EFFECTS.—In consequence of the laws of gravitation, and of muscular antagonism, the softened parts give way, and crush; which causes the framework of the bony system to curve, and deform from its normal state, in different ways, and with whimsicalities, which render hideous to be seen, the being which God has created in his own image.

CURATIVE TREATMENT.—Frequent lotions of camphorated alcohol, or eau de Cologne, upon all the body, but especially on the members of which the bones threaten to soften. Frequent frictions with camphorated pomade, afterwards, as many lotions with sedative water. Aromatic regimen. Decoction rubiaceous. This treatment is of marked efficacy with children thus attacked. Add to it, appropriate stays against the deviations, but which never torture the patient. There are gymnastic exercises which tear and lame the lungs; never allow the patient afflicted with spinal deviation to suspend himself by the hands. The bandages should direct the development of the organ, and not constrain a formation accomplished. Galvanic plates. Blood baths.

296. HYDROPHOBIA.

CAUSES.—The invasion of a nervous centre by an insect of the network of the tongue, by an acarus, or worm of greater or smaller size, in the canine species. The inoculation of the virus of the rabies, produces the same effects as the parasitism itself.

EFFECTS.—Horror of water; fits of madness, which drive the patient to bite all those around him, in spite of himself. A foaming mouth, and convulsions, which bring on, in their pain, the most frightful death. The patient developes madness in a greater or lesser period of time, without giving any previous symptoms of it.

TREATMENT.—As soon as a man is bitten by a dog mad, or supposed likely to become so, the dog should be killed, or

sent away to be cured, in order that the sight of madness may not act on the imagination of the patient. Cover immediately the traces of the bite with compresses of sedative water, whatever smart may be undergone from it by the patient. When the cloths are dry, cover the wound with the dust of camphor; spread upon it lint covered with camphorated pomade, kept on by appropriate bandages. Spread compresses of sedative water all around the dressing; lotions of the same water. Complete aromatic regimen. If madness has declared itself, plunge the patient into a bath strongly alkalino-ferruginous, taking the necessary precautions. Surround the neck with compresses soaked in sedative water; wet the head with the same water; and as soon as he opens his mouth to bite, put between his teeth a paté, made as follows:

Garlic	2 heads,
Onion	1,
Camphor	2 grains,

the whole bruised and mashed up with a sufficient quantity of castor oil. In waiting until this is prepared, put into his mouth some camphor in powder. On leaving the bath, rub him with camphorated pomade; and continue the lotions of sedative water on the cranium and the body, until the fits are calmed. Purge him then with castor oil, and administer to him vermifuge injections. Lotion him equally with camphorated alcohol, pretty frequently.

RECTUM, (fall and inflammation of.)—Camphorated bougies, night and day. Compresses of camphorated alcohol, frequently applied to the loins and the lower belly. Camphorated injections, evening and morning. Hygeian regimen.

297. RHEUMATISM, RHEUMATIC PAINS.

CAUSES.—Chills caught by sleeping on the ground, or a damp room. Arrested perspiration; the sudden change from one temperature to another; the introduction into the muscular tissues of a foreign sharp body, or a worm; this latter cause is accompanied with shooting pains. The gadfly is, in all climates, a frequent cause of rheumatism.

TREATMENT.—Apply on the region which appears to you the seat of disease, for ten minutes, three times a day, saline

cataplasms; lotion afterwards with camphorated alcohol, and use a friction and shampooing, afterwards, for twenty minutes, with camphorated pomade. Hygeanic regimen complete. Camphorated injections every morning. Regular exercise, either at gardening, at bowls, nine-pins, &c., with frictions after. Apply between the three daily frictions, on the part affected, a plaster of camphorated cerate. Sedative or sea baths every five days, with frictions afterwards.

298. MEASLES, SMALL-POX, SCARLATINA, RASH, ETC.

CAUSES.—A virus infiltrated into the epidermis by the subcutaneous work of an insect, of an undetermined species, which may perhaps be an acarus.

EFFECTS.—Eruption of semispherical pimples, red, isolated, but close, in scarlatina; irregular, confluent, and more numerous in measles; purulent, isolated, and then confluent with a red base, in small-pox; yellowish in the rash, &c. All these diseases, announcing themselves by shivering and fever, throw the patient into a complete prostration, with danger of repercussion in the respiratory and intestinal passages, and infection of the sanguinary system.

TREATMENT.—At the least trace of eruption, do not delay to lotion the whole body with sedative water, and rub the whole surface with camphorated pomade. Dust the bed abundantly between the mattress and sheet with camphor; admister a piece of camphor three times a day of the size of a pea, by means of a bowl of decoction of borage very warm, and from time to time with light tar-water. Use lotions from time to time of camphorated alcohol, or eau de Cologne. Constant use of the camphorated cigarette; if the child is too young for this keep a large piece of camphor constantly near the mouth. Aloes every four days, or in its place a table spoonful of syrup of chicory; and every morning a vermifuge injection. The patient must keep on night and day his stockings, drawers, shirt, and nightcap, greased with camphorated pomade. Keep the hands in a glove, filled with camphorated pomade. Aromatic nourishment and good wine. When the skin is already raw, and this treatment has been put off to the last, wash the surfaces with warm tar-water, and cover them with camphorated pomade, beyond the action of the air and light.

If this treatment is followed to the letter the disease will be abortive, if taken at its commencement; and if later, it will leave scarce any traces of its ravages.

We have never met with a single case which invalidates this general rule. Vaccination is an excellent means against small-pox. But our treatment reduces the invasion of the small-pox to so little danger, that its benefit is even superior to vaccination itself, since the method prevents and cures at the same time, in such a way, that taken in time, the small-pox is abortive, and does not leave the slightest trace. Vaccination would not exist if small-pox was not a scourge, and thus attacked at first, it has hardly time to assume the name.

299. SCURVY.

CAUSES.—Invasion of the gums and the surfaces of the mouth, either on land or sea, by helminthæ, which disorganize the tissues, and conclude by infecting the fluids of the economy.

EFFECTS.—It may easily be imagined from the foregoing how the symptoms of this disease must vary, observing the malady at its commencement and a more advanced period, according to the difference of treatment pursued. The gums are eaten away, and become purulent, as well as the surfaces of the mouth; the teeth fall out, the breath is stinking, the patient falls into torpor, after fever, and dies in atony and decomposition.

TREATMENT.—The air of the land, and the salad from the brook cures sea scurvy; a voyage at sea, cures land scurvy. Our camphorated medication is superior to all others, from the small space the medicaments occupy, and the quickness with which they act.

Wash the mouth frequently with brandy containing 5 grs. of camphor in a small glass, which may be swallowed if accustomed to brandy. Females may replace the brandy by eau de Cologne, mixed with water. Take aloes frequently, and vermifuge injections; lotion first with camphorated alcohol, then with sedative water; afterwards with camphorated vinegar mixed with water; crush camphor between the teeth and swallow it. Smoke either the camphorated tobacco, or cigarette; powder with camphor the hammock, bed, and clothes. Use aromatic nourishment, and generous wine, and antiscorbutic syrup.

I have seen captains accustomed to long voyages, so satisfied of the happy effects of this treatment, who have given orders for portable chests of these medicaments of very large size.

300. SQUINTING.

The action of looking awry, a defect of the parallelism of the eyes. Avoid surgical operation.—Intermittent squinting almost always arises from the presence of intestinal worms in the case. See Intestinal Worms. When squinting is natural, or from birth, it is a habit that it is necessary to combat by an appropriate machinery, in such a way as to render it impossible to see, except in a parallel manner. Thus for instance, a parallelogram fixed on the nose like a pair of spectacles, causes the squinting to disappear at length by the convergency of the eyes.

301. FRECKLES.

Avoid the mid-day sun ; lotion the skin first with sedative water, then with camphorated alcohol, and wash the face afterwards with toilet soap.

302. TESTICLES (DISEASES OF).

The testicles may be attacked with cancerous or scirrhous affections, or dropsy, inflammation and swelling. In the first case, the extraction of the testicles by surgical operation is inevitable, as it is only a cause of suffering. In the second, a puncture is made in the purse, and camphorated oil must be injected twice a day. Keep afterwards the parts plunged in a bladder containing camphorated pomade. Besides the hygeian rules, take tar-water in all drinks, and borage every evening.

In cases of simple inflammation and swelling, local baths night and morning. Keep the parts inclosed in a bladder containing camphorated pomade. The hygeian regimen and tar-water to drink. If this is not sufficient, replace the local baths by applications of sedative water, and all the rest as before mentioned. Galvanic plates.

303. DIZZINESS OF SHEEP, AND MORE RARELY OF MAN.

CAUSES AND EFFECTS.—Generally dizziness is caused by the development of a hydatide, or the larva of a fly in one of the cerebral lobes, or in the nasal channel, or the cerebral sinus. The animal attacked by this disease turns incessantly on an adopted centre.

TREATMENT.—Leaves of madder for the animal, and decoction of madder for man, vermifuge injections with asafetida. Aloes every five days. Injections of turpentine into the nostrils. Constant application of compresses of sedative water on the whole cranium, and of compresses of camphorated alcohol, on the roof of the nose.

304. TUMORS, OR WHITE SWELLINGS OF THE ARTICULATIONS.

CAUSES.—Unusual development of the cartilages of the joints, determined by the presence of a foreign body, or the work of erosion of a larva.

EFFECTS.—Tumefaction of the joints, progressive shrinking of the member below the swelling. Progressive bending almost to right angles. Fever, pains often insupportable at the beginning, and afterwards freedom from them. It is at the knee this disease generally shows itself.

TREATMENT.—Compresses of sedative water three times a day, for twenty minutes on the whole tumor, and then a dressing of camphorated pomade, kept in its place by agglutinated cloths as directed. Keep the member in an even temperature. Use decoction ioduro rubiacea, for six consecutive days, or more, if the patient is not inconvenienced; you can extend this to ten days. Leave it off then for some time. Use lotions of sedative water on the body, and frictions of twenty minutes with camphorated pomade. As to the rest, follow our hygeian rules.

305. BONY TUMORS OF THE JOINTS.

CAUSES.—Parasitism of one of those larva whose presence determines the development of unnatural organs.

EFFECTS.—Osteocope pains at the beginning, which often leave neither repose or truce to the diseased. The head of

the invaded bone tumefies, and soon pushes out; this tumor swells from day to day, glides between the skin, which it doubles up, and the muscles, which it envelopes like a muff, rejoining at its two extremities. The muscles continue to act; for they are not interested in the progress of this development. The crowding up of the skin causes to spring in the vicinity of the healthy parts, red spots, diverging and in the form of knife blades, which indicate, more than any other sign, the nature of the tumor.

TREATMENT.—If the disease is taken at first and with a knowledge of its cause, there is a hope of rendering it abortive. We try to burn the point which appears the seat of the disease, with a mixture of equal parts of Vienna caustic, of lime, and caustic of potass. Dress it afterwards the same as any other wound. From the beginning of the disease use the hygeian regimen and tincture ioduro rubiacea.

306. TUMORS OF THE BONES.

Excrescences or tumors of the bones, without pain or symptoms, arise generally from mercurial treatment. When one is established, it is dangerous to resort either to caustic or operation. Every one must proceed according to individual indications. The formation of these bony developments may be prevented by the application of compresses of camphorated vinegar diluted with water, and then sedative water, but above all by the use of tincture ioduro rubiacea.

307. TUMORS, PART FLESHY, AND PART BONY.

CAUSES.—These are analogous to those of white swellings, but having established their centre of action in the attaching points of the muscles.

EFFECTS.—That which causes the development of this action, participates equally of a bony nature and that of flesh. The tumor is red and of bony hardness, attended with violent fever.

TREATMENT.—The same as for white swellings, with the difference that it is necessary to wait until the tumor softens, and presents sooner or later characters of fluctuation which announce the dissolution of the tumor into matter.

When this occurs, apply upon the tumor a plaster of sparadrap, which is sufficient to make it swell out; if on the following day this has taken place, plunge the knife into the tumor towards its declivity, press out the pus, wash it with injections of camphorated oil, and afterwards with tar water. Dress it the same as any other wound, and put the patient on our aromatic regimen.

308. URINE (INCONTINENCE AND RETENTION OF) SEDIMENTARY, GRAVELLY, CLOUDY, ETC.

CAUSES.—In the greater number of cases, these accidents are owing to the introduction of vermicular ascarides into the genital organs, where, by their incessant titillations, these worms have the power of producing the most disgusting disorders, both physical and moral, according to the region invaded by them.

TREATMENT.—Complete aromatic regimen; surround the parts constantly, either with powdered camphor, or camphorated pomade, especially at night. In the case of adults, frequent injections of tar water and camphorated oil. Hygeian night dress as before mentioned. Every evening dust the bed with camphor between the sheet and mattress. You will soon perceive good effects from this treatment.

Either the kidneys or the organs of digestion, must be profoundly disorganized, if cloudy, sedimentary, and even gravelly urine, does not become limpid and balmy, if camphor is taken three times a day.

309. INFECTION FROM EATING MUSCLES, AND THE SPAWN OF THE BARBEL; STINGS OF WASPS, BEES, SCORPIONS, CAVE SPIDERS, VIPERS, ETC.

EFFECTS.—Infection of the blood, by the acidity of the poison infiltrated into the blood, whence arises congestion, swelling, and cutaneous eruption. The eating of muscles, or the roe of the barbel, in certain seasons, produces these effects some minutes afterwards; the body becomes covered with small red spots, hard, which render the skin rough, as if from pain; in the midst of these spots, arise here and there vesicles filled with liquid; and the disease gains ground, and proceeds from higher to lower till it invades the

whole body. By the stings of wasps, spiders, vipers, swelling and inflammation gains by degrees all the external and internal surfaces of the body; fever and delirium succeed, and often death, if the patient is not quickly relieved.

TREATMENT.—A single moment ought not to be lost in any of these cases; lotion the whole of the invaded surfaces with sedative water; cover them even with compresses soaked in that water. Cause the patient to swallow a glass of sugar and water with some drops of sedative water, and then strong warm borage tea alkalized with that water. By this means the effects are dissipated in a few minutes. Every sting ought to be immediately covered with a compress of sedative water, however painful it may be.

VACCINATION.—A preservative operation against small-pox, to which every good mother ought to submit the newborn during its first months of birth.

310. VARICOCELE.

CAUSES AND EFFECTS.—Varicocele is the aneurism of the veins; it most frequently affects the surface of the leg and thigh, the sanguinary vessels which join the testicles. Its origin, when not caused by mercurial treatment, is animated. In effect, the irritation of certain parasites is sufficient to dilate the venous channels, by impressing on their lining membranes a tendency to development, which swells them into lumps, rising circumvolutions and strangulations, of all forms and all sizes, in such a manner that the member thus knotted and marbled with blue, appears sometimes affected with a species of elephantiasis. The irritation arising from it to the patient, leads him, by scratching, to excoriate himself, which soon turns to a wound.

TREATMENT.—In the beginning of the disease, if its origin is not mercurial, the application of a compress of sedative water for ten minutes, causes the irritation to cease and prevents the development of varicocele. Cover the surface afterwards with a plaster of camphorated cerate. If the disease is of mercurial origin, compresses of camphorated alcohol are employed with more advantage, instead of sedative water. When the disease is developed, nothing can be done but to relieve it, by lotioning it from time to time with camphorated alcohol, keeping the surfaces constantly covered

with a stocking of camphorated cerate, kept strongly in its place by rolls of cloth, which adapts itself better to the form of the disease than laced stockings. Envelope the whole with a large piece of gummed taffety, which preserves the clothes from the contact of the grease. Use galvanic plates.

311. WORMS INTESTINAL, OR HELMINTHÆ.

Every animal carries in its intestines its gnawing worm, from which they free themselves, when they have multiplied too much, by recurring to the same anthelmintics as ourselves. Man cannot entirely free himself from this law of parasitism, which ordains that the smaller animals shall devour the greater, and be, in their turn, either destroyed or eaten.

The man who smokes habitually, and who has recourse, from time to time, to elixirs or other alcoholic liquors, is less subject to them than any other; women, and especially children, are more exposed to them than men, on account of their insipid, aqueous and saccharine nourishment, especially by the use of coffee and milk.

The worms by which man is most commonly attacked, as soon as anthelmintic treatment is discontinued, are ascarides, small white threads, sharp at the end, about the length of half an inch; then the lumbric, which resembles a large earth-worm. I have seen children of three or four years old at Paris, void thirty of these long worms.

These worms, particularly the ascaride, can glide into the whole length of the intestinal tube, into the stomach, the œsophagus, the larynx, the trachea and the lungs, into the nasal fosses, the eustachian tube, &c. They are found in the anus of persons who experience itchings in the rectum, producing there physical and moral disorders, the most frightful and the most varied. Every change of location of the worm, produces a disease which has received a different name. In fine, these worms have the power of confiding to the muscular tissues the incubation of their eggs, whose development paralyzes or impairs all their motions.

After these kinds of worms, the most capable of ravage is the tapeworm, or solitary worm—a worm flat and articulated, which acquires, in the human body, an immeasurable length.

The hydatides are the development of the eggs of the tapeworm, which the circulation carries into the brain, the peritoneal cavity, the uterus, &c.

Young children, who play with dirty cats and dogs, are subject to catch the tapeworm from these animals, by means of the articulations in the form of minute cucumbers, which these animals deposit in all their excrements, and which they even carry pendant and adherent to their skins.

EFFECTS.—1st. The person attacked by ascarides, has the arch of the eyes closed and the breath of a characteristic acidity; the nose and the anus frequently itch; he experiences small prickings as if from the point of a needle on the surfaces of the intestines and the top of the palate; by degrees he loses color, grows thin, falls into a state of somnolency and languor, which no pleasant idea can dissipate.

2d. When he is invaded by lumbrics, you hear spumous rumblings in the bowels, which displace themselves like a piston, and he often feels a rounded pellet mount to his throat and stop his swallow; this is mistaken in women for the hysteric ball.

Children who catch the tapeworm from the dog, give excrements analogous to hashed meat half digested.

3d. As to the tapeworm or solitary worm of man, I know no disease which has fallen to the lot of mortality, whose presence can simulate its attributes, from insatiable hunger to epilepsy and lockjaw, according as the head of the worm may be engaged in the digestive mucosities or in any nervous centre.

The patient undergoes shooting pulsations in the stomach, wringings which make the skin creep, a gliding against the coats of the intestines of a glassy and cold mass. He hears in his throat a spumous noise, which evidently comes from the œsophagus, which every one else as well as himself can hear at a distance distinctly, and especially when he swallows a drop. In some, the swallowing the least drop of water, at certain moments, produces coughs, followed by the expulsion of thready and cold mucosities, with efforts which seem to tear the lungs. When he glides his slender head into the vicinity of the glottis, which he tickles to the provoking of cough, he there determines the formation of bluish globular mucosities, which gargles bring off without cough and without the smallest effort.

N. B.—Intestinal worms, of which it would be useless here

to enumerate a greater number of species, are the causes of four-fifths at least of the diseases, which without other known cause afflict poor humanity. It is therefore more rational, to begin early treatment by anthelmintic remedies, when the nature of the disease is not known, as it will aggravate no symptoms. In the majority of cases in pursuing this, will be dissipated in a few days indispositions, which, under the influence of different methods, would have assumed the appearance of serious maladies, exacting two or three months of a debilitating treatment, and two or three more of convalescence, even if they do not terminate in typhoid fever and death.

Verminous diseases may be incurable, either because they have been taken too late, or that when treated, the worm has completed his ravages, has either perforated the intestines, or has attached himself in such a way to the œsophagus, as to produce occlusion of the tracheal artery.—The diseased may then succumb from disorganization, or through perforation of the viscera, and from asphyxia and strangulation.—This sort of mal-success is beyond all human foresight; there must exist ignorance and bad faith, to attribute it to such a remedy, innocent in itself, administered some time previously. At any rate, these reflections must show the absolute necessity of permitting no delay in the application of these remedies.

TREATMENT FOR ASCARIDES.—Thus when a general uneasiness is felt, accompanied by heaviness of the head, loss of appetite, rumblings, fever, somnolency, prickings in the intestines, &c., take five grains of aloes, by means of a draught of water; and generally an instant after, a part of these symptoms will be lessened and others disappear altogether. If you add to this three grains of camphor, to be taken with each bowl of herb broth, the application of an anthelmintic cataplasm on the abdomen, and the following day one of our vermifuge injections, you will be astonished to observe the disappearance in a little time of that grave disease which seemed to brood in the intestines, and the patient will regain his strength, his appetite, and his aptness for work, as if by enchantment. It is very possible all this may take place, without a single worm being voided in its original state, seeing they are digested as soon as dead, the same as any other animal substance, and because every thing loses its form by the process of digestion.

TREATMENT FOR LUMBRICS.—The presence of these large lumbrics is recognized by the following signs: the absorption of drinks or aliments is followed by a frothing noise which comes to the throat. Prickings are felt either in the stomach or in the intestines. If the lumbric is in the stomach, as soon as he feels himself inconvenienced by the swallowing of bitter substances, he comes up to the throat, and draws with him not the aliments, but glairous and thready matters. Vomiting then ensues as if from strangulation, at the first mouthfuls swallowed. If at this period half a wine-glass of weak camphorated brandy is taken, the worm may be felt to fall into the stomach like a block. These phenomena are always produced by large and old lumbrics, who resist the action of bitters and camphor.

In this case it is necessary to have recourse to calomel, the only mercurial salt we use, on account of its extreme insolubility.

In the morning, fasting, take in crystals 16 grains, or 2 grains of powder, in a tablespoonful of honey or preserve; take camphor three times a day; apply compresses of camphorated alcohol where the worm pricks. The next day, the same quantity of calomel; the third day, castor oil. If in this interval, any colics are felt, use an injection of linseed and camphorated pomade solely; apply camphorated pomade upon the anus.

We wish to impress, that the calomel ought to be taken in small colored crystals, and that no acids or salads should be eaten during the time. If the least accident occurs, administer camphorated injections, and apply on the belly saline cataplasms. But these accidents can scarcely occur but from improper diet, or badly prepared calomel.

The following mixture may also be taken every morning with great success: three table-spoonfuls of olive oil, one of sugar, three of white wine; beat the whole together after having squeezed some lemon juice into it, taking before it some camphor, or a large pinch of powder of fern root, or a pinch of semen-contra between two slices of cake, or a pinch of asafetida, without an ounce of fern root should be preferred, as mentioned before.

As to the rest, we refer to what we have said in our hygeianic regimen, which in effect is nothing more than an anthelminthic treatment.

TREATMENT FOR TAPEWORM.—Yet the tapeworm, that

infernal fury of our intestines, will not always give way before a treatment, which is sufficient against vampires of small size. Following are the modifications by which we have been enabled to render almost infallible the ancient treatment by pomegranate root.

Take for one week, every second day at dinner, 5 grains of aloes; at the least crisis apply upon the region of pain compresses of camphorated alcohol. Evening and morning swallow a draught of saline water, and gargle with the same frequently; use decoction of madder regularly. If the worm mounts to the throat, swallow five grains of camphor, or eighteen grains of camphorated alcohol, in a small glass of water.

The following day after the last of taking aloes (and this day we counsel to add to the repast a strong salad of garlic, a nourishment highly salted, and not to drink till night) administer the following portion. Boil in a quart of water:

The finest and freshest roots of pomegranate	2 ounces,
Powder of the root of fern,	1 "
Aloes,	5 grains.
Garlic,	2 lobes.

Take it off the fire when the liquid is reduced one third; strain it through a strong cloth.

Every quarter of an hour swallow a cup of this potion warm; smell and champ a little citron in order to avoid nausea. If the worm mounts to the throat, swallow some drops of camphorated brandy, apply compresses of camphorated alcohol, on all the regions which the worm irritates by the blows of his tail.

One hour after the last cup, take

Castor oil,	2 ounces,
In herb broth,	2 "

and walk about.

Take a cupful of herb broth every time you go to stool; and take care to put either warm water or warm milk into the close-stool, before sitting down on it.

Rub yourself during the day with camphorated pomade.

If the worm is not killed by the first attempt, recommence the treatment in the completest manner eight days afterwards.

The remedy the most efficacious of which we have made use up to the present time is the following, although it does not operate quickly :

Every morning, fasting, take a pinch of the powder of pomegranate root and of fern root between appropriate slices of cake, or in a small glass of white wine ; half an hour afterwards a small glass of camphorated brandy of any strength which can be borne ; at the taking of each of these gargle with salt and water. Decoction of madder during the day, and from time to time injections vermifuge. All the rest as before mentioned against the struggles of the worm.

For children use one ounce of pomegranate root, half an ounce of powdered fern root, in one pint of water, reduced one third by boiling ; then one ounce of castor oil.

It is necessary to take great care to pursue the worm, with compresses of camphorated alcohol, in every part where he gives signs of his fury and struggles against the power of the medicines. In case of fainting, have recourse to sedative water on the head and around the neck. See still further 312.

312. VOMITING.

CAUSES.—Vomiting arises, 1st, either from the development of a scirrhus or a cancer ; 2d, either from the taking of an indigestible aliment, or alkaline from an insect, from a strange body, from a poison ; 3d, but above all, from the presence of a large lumbric or tapeworm.

EFFECTS.—When vomiting arises from the latter cause, the patient often, from the first mouthful he swallows, feels mount into his stomach a cold mass which acts as a piston, and pushes to the swallow, with a retch, causing him to discharge with difficulty gulps of glairous and filmy matter.

TREATMENT.—For the first, see Pylorus ; for the second, take a grain of emetic immediately, and pursue the treatment laid down under the head Poisonings ; for the last, recur to the treatment against intestinal worms.

311 EYES (DISEASES OF).

CAUSES.—Diseases of the eyes arise from the introduction of foreign substances, from the absorption of corrosive matters, such as arise from mercurial or arsenical treatment, in

either region of the globe of the eye, but more frequently from the introduction of a helminth, such as the threadworm, or any other species of animated being, of small size, into that organ. The disease then takes names, according to the locality chosen by the insect, whether he glides into the optic nerve, or winds over the retina, introduces himself into the glassy liquid, into the crystalline, into the thickness of the substance, or into the conjunctive, into the lachrymal gland, or the nasal channel.

EFFECTS.—Mercurial and arsenical remedies, employed with such shameful profusion against the most trifling diseases, terminate their pernicious effects by resting under the vault of the palate, the surfaces of the nostrils, but still oftener on the eyes, in which they produce the most frightful ravages, of which the practitioner appears to wash his hands afterwards, throwing them to the account of the disease. Future practice will curse the present, for the homicidal employment of such irrational drugs. The presence of a worm, which is the general cause in spontaneous cases, is fertile in ravages as varied as disastrous; but at least there is a hope of freeing the patient from him. By killing the worm, the patient is cured, but how are we to disembarrass the organ of substances which have combined with its fibres, atom by atom?

TREATMENT.—In order to counteract the effects of mercury, and stop in its march the circulation of this poison, we surround the orbit, and cover the nose with compresses of camphorated alcohol. Snuff up vigorously camphorated alcohol. Use galvanic plates.

But in other cases, we accompany this treatment by the following: the evening at going to bed cover the eyes with camphorated pomade, in such a manner that in opening the lids, the pomade extends over the junction, and enters into the eyes. A sharp pain is then felt, which it is necessary to endure, and sometimes the juncture seems more inflamed, which need cause no fright. Renew the pomade every time at waking. In the morning throw a tenth part of very clear sedative water, into nine parts of water, stir it up and use it frequently to bathe the eyes by means of an eye-glass or egg-cup. Internally take champhor three times a day, aloes every three or four days, and if the disease appears to be the result of treatment for a secret disease, take iodure of potass; replace, then, the above eye-water for one of one grain of sulphate of zinc in a glass of water.

It is thus we have cured cruciform pupils, filmy substances conferring darkness by the formation of a species of cataract on the internal surface; cataracts, ophthalmias of all sorts, obstinate inflammations of the eyelids, serious amaurosis, especially where the mercurial ointment had not been previously used.

Apply galvanic plates, first on the temples, then on the eyelids; introduce even galvanic probes into the nasal fosses.

SUMMARY.

By the preceding treatment, applied to different diseases, it may be seen that with slight modifications it may be applied to animals, and even to plants and diseased trees.

FOR ANIMALS OF LARGE SIZE.

Exterior applications, in case of inflammation, of sedative water alone, or with linseed and salt, will replace bleeding in every case. For diseases of the skin, camphorated grease, or turpentine, camphorated alcohol or turpentine.


INTERNAL.


Turpentine mixed with bran water,	1 ounce.
Aloes (or purgative),	1 "

FOR SHEEP AND SMALLER ANIMALS, HALF OF THE ABOVE DOSES.

Salt and sulphur are as good vermifuge medicines for man, as for animals.

For plants, vines, and young trees, the invasion of insects always gives way to the application of tar at the foot of the branches and the use of salt around the foot. Use whale oil on the roots, or any other fish oil, and water with camphorated or turpentine water. Lime, ashes, soda, are equally insecticidal, and free vegetation from its very minute natural enemies. The inhabitants of the country will have many occasions to perfect themselves in the use of these remedies both on animals and vegetables.





Scient
Books.
of Nat
A. E.
1223 Be.
Philadel,

FAMILY

MEDICINE AND PHARMACY,

ACCORDING TO THE

System of the Celebrated Raspail,

WITH AN

EXPLANATORY INTRODUCTION OF THAT SYSTEM.

BY

A. MARTIN,

PHYSIOLOGIST AND CHEMIST.

NEW-YORK:

A. MARTIN, 190 FULTON-STREET.

1851.

102233

TO THE PUBLIC.

IN order to insure to the public the correct and faithful preparation of the medicines prescribed in this volume, it is respectfully informed, that they will be so prepared and sold by DR. BLAKE, 190 Fulton-street, where also free consultation can be had with DR. A. MARTIN, professor of this system, by all purchasers of this volume. The public will especially bear in mind, that the efficacy of these remedies mainly depends upon the quality and true preparation of the drugs used in their composition; in order to secure which the above establishment has been opened, to it from errors and frauds of all enemies of medical science, and advocates of the worn-out system of scholastic medicine.

E. MARTIN & CO.,

94 Church Street, corner of Beade and Church.

AT this store will be found, genuine as imported, the finest qualities of Champagne and all other French Wines, Sherries and Madeira, Old Brandy, Schiedam, and all other spirits and liqueurs of the rarest kinds; Syrups of all descriptions, Dried Fruits, Sweet Oils, and all sorts of Italian Pastes, Sardines, Capers, Olives, and Pickles. The advertisers assure the public the above articles, with others too numerous to mention, are of the finest quality, and are offered at the most reasonable prices.

1

